

NOTICE OF MEETING

Pursuant to A.R.S. §38-431.02, notice is hereby given to the members of the **Central Yavapai Fire District Board of Directors** and the general public that the Central Yavapai Fire District will hold a meeting open to the public on **Tuesday, December 20, 2016 at 4:00 p.m. The meeting will be held at Central Arizona Fire and Medical Authority, Station 61, 1133 W. Road 3 North, Chino Valley, Arizona.** The Board may vote to go into Executive Session on any agenda item, pursuant to A.R.S. §38-431.03(A)(3) for discussion and consultation for legal advice with the District's Attorney on matters as set forth in the agenda item. The following topics and any variables thereto, will be subject to Board consideration, discussion, approval, or other action. All items are set for possible action.

AGENDA

1. CALL TO ORDER / ROLL CALL OF BOARD MEMBERS
2. PLEDGE OF ALLEGIANCE
3. PRESENTATIONS
 - A. Exiting Board Member Appreciation - Steve Rutherford, Bob Page
4. SWEAR IN AND SEAT BOARD MEMBERS
5. NEW BUSINESS
 - A. Appoint Fire Board Chairperson and Clerk
 - B. Discuss and Appoint Board Members to Central Arizona Fire and Medical Authority (CAFMA) Board of Directors
6. CALL TO THE PUBLIC

Those wishing to address the Central Yavapai Fire District Board need not request permission in advance. However, we ask that you complete a Call To Public Form for the record. The Board is not permitted to discuss or take action on any item raised in the Call to the Public due to restrictions of the Open Meeting Law; however, individual Board members may be permitted to respond to criticism directed to them. Otherwise, the Board may direct the staff to review the matter or the matter may be placed on a future agenda. Individuals may be limited to speak for three (3) minutes with a total of 30 minutes allotted for Call to the Public per meeting.
7. CONSENT AGENDA

All matters listed under consent agenda are considered to be routine by the Central Yavapai Fire District Board and will be enacted by one motion. There will be no separate discussion on these items. If discussion is desired, that item will be removed from the consent agenda and will be considered separately for discussion and possible action.

 - A. Approve Regular Session Minutes - November 15, 2016
 - B. Approve Executive Session Minutes - November 15, 2016
 - C. Approve Special Session Minutes - November 22, 2016
 - D. Approve General Fund Financial Statements
 - E. Approve Bond Debt Service Financial Statements
 - F. Transfer November Revenues from Central Yavapai Fire District to Central Arizona Fire and Medical Authority in the Amount of \$3,230,456.14
 - G. Approve Amendments to Fire Board Policy 3.5 Board Officer Duties
8. NEW BUSINESS CONTINUED
 - A. Fiscal Year Ending June 30, 2016 Audit Presentation by HintonBurdick CPAs & Advisors; Discussion and Possible Acceptance of Audit
9. VOTE TO GO INTO EXECUTIVE SESSION
 - A. Legal Advice Pursuant to A.R.S. §38-431.03(A)(3) and Instruction to District Legal Counsel Pursuant to A.R.S. §38-431.03(A)(4) Re: Training Center Drainage
10. OLD BUSINESS
 - A. Discussion and Possible Action Related to Training Center Drainage Issues
11. ADJOURNMENT

~~~~~  
If any disabled person needs any type of accommodation, please notify  
Central Yavapai Fire District at (928) 772-7711 prior to the scheduled meeting time.  
Page 1 of 1



TO: Fire Board  
FROM: Chief Freitag  
DATE: December 12, 2016

SUBJECT: SWEAR IN AND SEAT BOARD MEMBERS

---

*The Fire Board terms expired for Steve Rutherford, Bob Page, and ViciLee Jacobs; however, only Director Jacobs sought re-election. ViciLee Jacobs, Jeff Wasowicz, and Matt Zurcher were elected as Central Yavapai Fire District Board Members on November 8, 2016. These members will be sworn in and seated on the Board.*

*Oath of Office*

**Please raise your right hand**

*I, state your name, do solemnly swear (or affirm) that I will support the Constitution of the United States and the Constitution and laws of the State of Arizona, that I will bear true faith and allegiance to the same and defend them against all enemies, foreign and domestic, and that I will faithfully and impartially discharge the duties of the office of Central Yavapai Fire District Board Member, according to the best of my ability, so help me God (or so I do affirm).*

*If you have any questions, please call Assistant Chief of Administration Tharp or myself at 772-7711.*

TO: Fire Board  
FROM: Chief Freitag  
DATE: December 12, 2016

SUBJECT: APPOINT FIRE BOARD CHAIRPERSON AND CLERK

---

*The Fire Board needs to appoint a Chairperson and Clerk for a one-year term. The updated Fire Board Policy 3.5 Board Officer Duties is included under the consent agenda.*

***Suggested Motions:***

*Appoint \_\_\_\_\_ as Chairperson of the Board*

*Appoint \_\_\_\_\_ as Clerk of the Board*

*If you have any questions, please call Assistant Chief of Administration Tharp or myself at 772-7711.*

CENTRAL YAVAPAI FIRE DISTRICT  
BOARD OF DIRECTORS  
REGULAR SESSION

November 15, 2016

MINUTES

1. CALL TO ORDER / ROLL CALL OF BOARD MEMBERS

Board Chairman Rutherford called the Central Yavapai Fire District (CYFD) Board of Director's regular session meeting to order on Tuesday, November 15, 2016 at 4:00 p.m. at the Town of Prescott Valley, Library Auditorium, 7401 E. Civic Circle, Prescott Valley, Arizona.

Members Present: Board Chairman Steve Rutherford, Board Clerk Bob Page, Board Members Darlene Packard, ViciLee Jacobs, Tom Steele

Members Absent: None

Staff: Fire Chief Scott Freitag, Assistant Chief of Administration Dave Tharp, Administrative Manager Susanne Dixon, Administrative Assistant III Laura Mowrer

Others in Attendance: Attorney Nick Cornelius

2. PLEDGE OF ALLEGIANCE

Chairman Rutherford led the recitation of the Pledge of Allegiance.

3. CALL TO THE PUBLIC

Chairman Rutherford opened the meeting for public comments. No public comments.

Chairman Rutherford expressed his appreciation for all that ran for office.

4. CONSENT AGENDA

All matters listed under consent agenda are considered to be routine by the Central Yavapai Fire District Board and will be enacted by one motion. There will be no separate discussion on these items. If discussion is desired, that item will be removed from the consent agenda and will be considered separately for discussion and possible action.

- A. Approve Regular Session Minutes - October 18, 2016
- B. Approve Executive Session Minutes - October 18, 2016

- C. Approve General Fund Financial Statements
- D. Approve Bond Debt Service Financial Statements
- E. Transfer October Revenues from Central Yavapai Fire District to Central Arizona Fire and Medical Authority in the Amount of \$3,676,329.37

Board Member Packard made a motion to approve Consent Agenda Items A through E. Board Member Steele seconded the motion. MOTION CARRIED

AYES: Jacobs, Packard, Page, Rutherford, Steele

NAYS: None

## 5. NEW BUSINESS

- A. Discussion and Possible Action Regarding the Canvass of Election Results

Chairman Rutherford stated that a special Board meeting needs to be held to canvass the election results.

Chief Tharp explained that the Fire Board's approval of the election results must be submitted to the Board of Supervisors by November 28, 2016.

Attorney Cornelius confirmed that a Board quorum is required; however, some may attend telephonically.

The Board was in agreement to hold a special Board meeting to canvass the election results on November 22, 2016 at 10:00 a.m. with the location to be determined.

## 6. VOTE TO GO INTO EXECUTIVE SESSION

- A. Legal Advice Pursuant to A.R.S. §38-431.03(A)(3) and Instruction to District Legal Counsel Pursuant to A.R.S. §38-431.03(A)(4) Re: Training Center Drainage
- B. Legal Advice Pursuant to A.R.S. §38-431.03(A)(3) Regarding Serial Meeting Communications
- C. Legal Advice Pursuant to A.R.S. §38-431.03(A)(3) Regarding Concerns Brought Forward in Communications from Director Jacobs

Board Member Packard made a motion to go into Executive Session. Board Clerk Page seconded the motion. MOTION CARRIED

AYES: Jacobs, Packard, Page, Rutherford, Steele

NAYS: None

Chairman Rutherford recessed the public meeting to go into Executive Session at 4:09 p.m.

Board Clerk Page made a motion to reconvene into open session. Board Member Steele seconded the motion. MOTION CARRIED

AYES: Jacobs, Packard, Page, Rutherford, Steele  
NAYS: None

Chairman Rutherford reconvened the open session at 4:44 p.m.

7. NEW BUSINESS CONTINUED

A. Discussion and Any Necessary Action Regarding Serial Meeting Communications

No action required.

B. Discussion and Any Necessary Action Regarding Concerns Brought Forward in Communications from Director Jacobs

No action required.

Chairman Rutherford expressed his appreciation for the staff of Central Yavapai Fire District and stated that he has not had an issue with performance or communications of Chief Freitag. He stated that Chief Freitag holds people accountable and commended Chief Freitag.

8. OLD BUSINESS

A. Discussion and Possible Action Related to Training Center Drainage Issues

No direction required.

9. ADJOURNMENT

Board Member Packard made a motion to adjourn. Board Member Steele seconded the motion. MOTION CARRIED

AYES: Jacobs, Packard, Page, Rutherford, Steele  
NAYS: None

Chairman Rutherford adjourned the meeting at 4:46 p.m.

---

Date

---

Bob Page, Board Clerk

DRAFT

CENTRAL YAVAPAI FIRE DISTRICT  
BOARD OF DIRECTORS  
SPECIAL SESSION

November 22, 2016

MINUTES

1. CALL TO ORDER / ROLL CALL OF BOARD MEMBERS

Board Chairman Rutherford called the Central Yavapai Fire District (CYFD) Board of Director's special session to order on Tuesday, November 22, 2016 at 10:01 a.m. at the Town of Prescott Valley, Library Auditorium, 7401 E. Civic Circle, Prescott Valley, Arizona.

Members Present: Board Chairman Steve Rutherford, Board Clerk Bob Page, Board Members Darlene Packard, Tom Steele, and ViciLee Jacobs telephonically

Members Absent: None

Staff: Fire Chief Scott Freitag, Assistant Chief of Administration Dave Tharp, Administrative Assistant III Laura Mowrer

Others in Attendance:

2. PLEDGE OF ALLEGIANCE

Chairman Rutherford led the recitation of the Pledge of Allegiance.

3. CALL TO THE PUBLIC

Chairman Rutherford opened the meeting for public comments.

No comments.

4. NEW BUSINESS

A. Canvass of Election Results

Board Clerk Page made a motion to accept the results of the November 8, 2016 election as provided by Yavapai County. Board member Packard seconded the motion. MOTION CARRIED

AYES: Jacobs, Packard, Page, Rutherford, Steele

NAYS: None



5. ADJOURNMENT

Board Member Jacobs made a motion to adjourn. Board Member Packard seconded the motion. MOTION CARRIED

AYES: Jacobs, Packard, Page, Rutherford, Steele

NAYS: None

Chairman Rutherford adjourned the meeting at 10:03 a.m.

\_\_\_\_\_  
Date

\_\_\_\_\_  
, Board Clerk

**CENTRAL YAVAPAI FIRE DISTRICT**  
**Income Statement**  
(Original Budget to Actual Comparison)  
For the period of 11/1/2016 Through 11/30/2016

|                                       | Account   | Actual                | Current Period<br>Budget | Variance              | %            | Actual                 | Year To Date<br>Budget | Variance              | %             |
|---------------------------------------|-----------|-----------------------|--------------------------|-----------------------|--------------|------------------------|------------------------|-----------------------|---------------|
| <b>Revenues</b>                       |           |                       |                          |                       |              |                        |                        |                       |               |
| Real Estate Tax                       | 400000000 | \$3,116,363.26        | \$0.00                   | \$3,116,363.26        | 0.0 %        | \$18,815,086.32        | \$14,116,233.00        | \$4,698,853.32        | 33.3 %        |
| Fire Protection Contracts             | 400100000 | 0.00                  | 0.00                     | 0.00                  | 0.0          | 27,855.33              | 0.00                   | 27,855.33             | 0.0           |
| Personal Property Tax                 | 410000000 | 37,994.90             | 0.00                     | 37,994.90             | 0.0          | 385,772.67             | 0.00                   | 385,772.67            | 0.0           |
| Fire District Assistance Tax          | 420000000 | 75,219.31             | 0.00                     | 75,219.31             | 0.0          | 471,108.53             | 313,900.00             | 157,208.53            | 50.1          |
| Walker VFD Maintenance                | 431500000 | 0.00                  | 0.00                     | 0.00                  | 0.0          | 6,835.50               | 0.00                   | 6,835.50              | 0.0           |
| Mayer Maintenance                     | 432500000 | 0.00                  | 0.00                     | 0.00                  | 0.0          | 20,705.51              | 0.00                   | 20,705.51             | 0.0           |
| Chino Valley Maintenance              | 435000000 | 0.00                  | 0.00                     | 0.00                  | 0.0          | (1,783.25)             | 0.00                   | (1,783.25)            | 0.0           |
| Camp Verde Maintenance                | 436000000 | 0.00                  | 0.00                     | 0.00                  | 0.0          | 7,397.38               | 0.00                   | 7,397.38              | 0.0           |
| Montezuma Rimrock Maintenance         | 436500000 | 0.00                  | 0.00                     | 0.00                  | 0.0          | 2,935.63               | 0.00                   | 2,935.63              | 0.0           |
| US Forest Service Maintenance         | 437500000 | 0.00                  | 0.00                     | 0.00                  | 0.0          | 160.13                 | 0.00                   | 160.13                | 0.0           |
| Rosenbauer/Central States Maintenance | 438500000 | 0.00                  | 0.00                     | 0.00                  | 0.0          | 854.00                 | 0.00                   | 854.00                | 0.0           |
| Crown King Maintenance                | 439500000 | 0.00                  | 0.00                     | 0.00                  | 0.0          | 510.00                 | 0.00                   | 510.00                | 0.0           |
| Plan Review Fees                      | 440000000 | 0.00                  | 0.00                     | 0.00                  | 0.0          | 15,511.20              | 0.00                   | 15,511.20             | 0.0           |
| Care Home Inspection Revenue          | 441500000 | 0.00                  | 0.00                     | 0.00                  | 0.0          | 850.00                 | 0.00                   | 850.00                | 0.0           |
| Special Events Fees                   | 442000000 | 0.00                  | 0.00                     | 0.00                  | 0.0          | 21,500.00              | 0.00                   | 21,500.00             | 0.0           |
| CRMD Permits                          | 442500000 | 0.00                  | 0.00                     | 0.00                  | 0.0          | 792.00                 | 0.00                   | 792.00                | 0.0           |
| Inspection Fees                       | 443000000 | 0.00                  | 0.00                     | 0.00                  | 0.0          | 1,974.26               | 0.00                   | 1,974.26              | 0.0           |
| HME Maintenance                       | 462000000 | 0.00                  | 0.00                     | 0.00                  | 0.0          | 2,028.25               | 0.00                   | 2,028.25              | 0.0           |
| Cell Tower Lease Revenue              | 477500000 | 0.00                  | 0.00                     | 0.00                  | 0.0          | 35,664.03              | 38,000.00              | (2,335.97)            | (6.1)         |
| State of AZ/Off-District Fires        | 480000000 | 0.00                  | 0.00                     | 0.00                  | 0.0          | 268,824.12             | 0.00                   | 268,824.12            | 0.0           |
| Interest Income-General Fund          | 490000000 | 878.67                | 0.00                     | 878.67                | 0.0          | 12,886.79              | 0.00                   | 12,886.79             | 0.0           |
| Interest Income-Cap Rsv Fund          | 490100000 | 1.28                  | 0.00                     | 1.28                  | 0.0          | 23,180.37              | 0.00                   | 23,180.37             | 0.0           |
| Misc. Income                          | 510000000 | 0.00                  | 0.00                     | 0.00                  | 0.0          | 7,452.82               | 0.00                   | 7,452.82              | 0.0           |
| CPR Class Income                      | 510500000 | 0.00                  | 0.00                     | 0.00                  | 0.0          | 6,198.40               | 0.00                   | 6,198.40              | 0.0           |
| Wildland Reimbursements               | 512531000 | 0.00                  | 0.00                     | 0.00                  | 0.0          | 23,544.05              | 0.00                   | 23,544.05             | 0.0           |
| Communications Contracting Revenue    | 514041000 | 0.00                  | 0.00                     | 0.00                  | 0.0          | 109,182.25             | 0.00                   | 109,182.25            | 0.0           |
| FEMA - Fire Act Grant - Life Packs    | 526050006 | 0.00                  | 0.00                     | 0.00                  | 0.0          | 16,674.00              | 0.00                   | 16,674.00             | 0.0           |
| Gov's Off of Econ Rec - Param Captain | 527600000 | 0.00                  | 0.00                     | 0.00                  | 0.0          | 37,002.60              | 0.00                   | 37,002.60             | 0.0           |
| Paramedic Ride-in For Lifeline        | 535000000 | 0.00                  | 0.00                     | 0.00                  | 0.0          | 66.67                  | 0.00                   | 66.67                 | 0.0           |
| Donations                             | 540000000 | 0.00                  | 0.00                     | 0.00                  | 0.0          | 1,125.00               | 0.00                   | 1,125.00              | 0.0           |
| FEMA - EVOC Grant                     | 543050004 | 0.00                  | 0.00                     | 0.00                  | 0.0          | 26,932.00              | 0.00                   | 26,932.00             | 0.0           |
| Grant-FEMA-SAFER                      | 543050005 | 0.00                  | 0.00                     | 0.00                  | 0.0          | 0.00                   | 65,000.00              | (65,000.00)           | (100.0)       |
| Babysitting Class                     | 560000000 | 0.00                  | 0.00                     | 0.00                  | 0.0          | 540.00                 | 0.00                   | 540.00                | 0.0           |
| Warehouse Purchasing Group            | 570000000 | 0.00                  | 0.00                     | 0.00                  | 0.0          | (14,426.63)            | 0.00                   | (14,426.63)           | 0.0           |
| CYFD Training Center Classes          | 590000000 | 0.00                  | 0.00                     | 0.00                  | 0.0          | 22,304.15              | 0.00                   | 22,304.15             | 0.0           |
| CYRTA - Student Surcharge             | 590100000 | 0.00                  | 0.00                     | 0.00                  | 0.0          | 1,320.00               | 0.00                   | 1,320.00              | 0.0           |
| CYRTA - Fire Instructor Class         | 590300000 | 0.00                  | 0.00                     | 0.00                  | 0.0          | 4,270.00               | 0.00                   | 4,270.00              | 0.0           |
| <b>Net Revenues</b>                   |           | <b>\$3,230,457.42</b> | <b>\$0.00</b>            | <b>\$3,230,457.42</b> | <b>0.0 %</b> | <b>\$20,362,834.08</b> | <b>\$14,533,133.00</b> | <b>\$5,829,701.08</b> | <b>40.1 %</b> |

**CENTRAL YAVAPAI FIRE DISTRICT**  
Income Statement  
(Original Budget to Actual Comparison)  
For the period of 11/1/2016 Through 11/30/2016

| Account                                  | Actual    | Current Period<br>Budget | Variance | %      | Actual | Year To Date<br>Budget | Variance | %                    |
|------------------------------------------|-----------|--------------------------|----------|--------|--------|------------------------|----------|----------------------|
| <b><u>Personnel Expenses</u></b>         |           |                          |          |        |        |                        |          |                      |
| Salaries/Admin                           | 610010000 | \$0.00                   | \$0.00   | \$0.00 | 0.0 %  | \$450,587.92           | \$0.00   | \$(450,587.92) 0.0 % |
| Salaries/CRMD                            | 610020000 | 0.00                     | 0.00     | 0.00   | 0.0    | 284,903.12             | 0.00     | (284,903.12) 0.0     |
| Salaries/Operations                      | 610030000 | 0.00                     | 0.00     | 0.00   | 0.0    | 4,628,100.39           | 0.00     | (4,628,100.39) 0.0   |
| Salaries/Training                        | 610035000 | 0.00                     | 0.00     | 0.00   | 0.0    | 233,429.36             | 0.00     | (233,429.36) 0.0     |
| Salaries/Communications                  | 610041000 | 0.00                     | 0.00     | 0.00   | 0.0    | 194,110.92             | 0.00     | (194,110.92) 0.0     |
| Salaries/Facilities Maintenance          | 610043000 | 0.00                     | 0.00     | 0.00   | 0.0    | 89,777.18              | 0.00     | (89,777.18) 0.0      |
| Salaries/Fleet Maint                     | 610048000 | 0.00                     | 0.00     | 0.00   | 0.0    | 285,700.65             | 0.00     | (285,700.65) 0.0     |
| Salaries/Warehouse                       | 610049000 | 0.00                     | 0.00     | 0.00   | 0.0    | (1,476.20)             | 0.00     | 1,476.20 0.0         |
| Salaries/CEO                             | 610110000 | 0.00                     | 0.00     | 0.00   | 0.0    | 129,038.50             | 0.00     | (129,038.50) 0.0     |
| Salaries/Reserve                         | 610132000 | 0.00                     | 0.00     | 0.00   | 0.0    | 18,317.39              | 0.00     | (18,317.39) 0.0      |
| Salaries Reserve/Aux Staffing            | 610232000 | 0.00                     | 0.00     | 0.00   | 0.0    | 27,772.20              | 0.00     | (27,772.20) 0.0      |
| Special Detail / CRMD / Fire Pal         | 610320400 | 0.00                     | 0.00     | 0.00   | 0.0    | 7,000.00               | 0.00     | (7,000.00) 0.0       |
| Special Detail/CRMD/Spec Ev Assign Pay   | 610320403 | 0.00                     | 0.00     | 0.00   | 0.0    | 8,974.56               | 0.00     | (8,974.56) 0.0       |
| Spec Det/Ops CPR Prgrm Int/Ext           | 610330425 | 0.00                     | 0.00     | 0.00   | 0.0    | 3,218.75               | 0.00     | (3,218.75) 0.0       |
| Telestaff Maintenance                    | 610330426 | 0.00                     | 0.00     | 0.00   | 0.0    | 162.50                 | 0.00     | (162.50) 0.0         |
| Spec Det/Ops PPE Prgrm Mngr Pay          | 610330427 | 0.00                     | 0.00     | 0.00   | 0.0    | 237.50                 | 0.00     | (237.50) 0.0         |
| Spec Det/Ops Wildland Prgrm Mngr         | 610330428 | 0.00                     | 0.00     | 0.00   | 0.0    | 300.00                 | 0.00     | (300.00) 0.0         |
| Spec Det/Ops Chainsaw Maint Hours        | 610330429 | 0.00                     | 0.00     | 0.00   | 0.0    | 237.50                 | 0.00     | (237.50) 0.0         |
| Spec Det/Ops TRT Prgrm Mangr Pay         | 610330430 | 0.00                     | 0.00     | 0.00   | 0.0    | 325.00                 | 0.00     | (325.00) 0.0         |
| Spec Det/Ops EMS Trng Coor Pay/Mtgs      | 610330432 | 0.00                     | 0.00     | 0.00   | 0.0    | 1,963.96               | 0.00     | (1,963.96) 0.0       |
| Spec Det/Ops EMS Equip/Supplies Mngr     | 610330433 | 0.00                     | 0.00     | 0.00   | 0.0    | 4,780.76               | 0.00     | (4,780.76) 0.0       |
| Spec Det/Ops CISD Program Shift Peers    | 610330435 | 0.00                     | 0.00     | 0.00   | 0.0    | 100.00                 | 0.00     | (100.00) 0.0         |
| Spec Det/Ops End of Prob Test (Eval/Help | 610330436 | 0.00                     | 0.00     | 0.00   | 0.0    | 87.50                  | 0.00     | (87.50) 0.0          |
| Spec Det/Ops FF Promo Testing (Eval/Help | 610330437 | 0.00                     | 0.00     | 0.00   | 0.0    | 500.00                 | 0.00     | (500.00) 0.0         |
| Spec Det/Ops BC Promo Tstg (Eval/Helpers | 610330438 | 0.00                     | 0.00     | 0.00   | 0.0    | 1,137.50               | 0.00     | (1,137.50) 0.0       |
| Spec Det/Ops Comm/Tower Work + New Tower | 610330439 | 0.00                     | 0.00     | 0.00   | 0.0    | 9,037.50               | 0.00     | (9,037.50) 0.0       |
| Spec Det/Ops Hose Program                | 610330441 | 0.00                     | 0.00     | 0.00   | 0.0    | 225.00                 | 0.00     | (225.00) 0.0         |
| Spec Det/Ops Mask Fit Testing Program    | 610330443 | 0.00                     | 0.00     | 0.00   | 0.0    | 512.50                 | 0.00     | (512.50) 0.0         |
| Spec Det/Ops FF Equipment Program        | 610330445 | 0.00                     | 0.00     | 0.00   | 0.0    | 662.50                 | 0.00     | (662.50) 0.0         |
| Spec Det/Ops PPE Washing                 | 610330446 | 0.00                     | 0.00     | 0.00   | 0.0    | 2,431.25               | 0.00     | (2,431.25) 0.0       |
| Spec Det/Ops Engineer Promo Testing      | 610330449 | 0.00                     | 0.00     | 0.00   | 0.0    | 3,200.00               | 0.00     | (3,200.00) 0.0       |
| Spec Det/Ops Captain Promo Testing       | 610330450 | 0.00                     | 0.00     | 0.00   | 0.0    | 862.50                 | 0.00     | (862.50) 0.0         |
| Spec Detail / Warehouse                  | 610330451 | 0.00                     | 0.00     | 0.00   | 0.0    | 1,581.90               | 0.00     | (1,581.90) 0.0       |
| Spec Det/Tmg Instr Rope Resc Prof Test   | 610335477 | 0.00                     | 0.00     | 0.00   | 0.0    | 1,000.00               | 0.00     | (1,000.00) 0.0       |
| Spec Det/Tmg Instr Annual TRT Eng Co Tr  | 610335478 | 0.00                     | 0.00     | 0.00   | 0.0    | 1,125.00               | 0.00     | (1,125.00) 0.0       |
| Spec Det/Tmg Instr Swift Water/Res 3 In  | 610335480 | 0.00                     | 0.00     | 0.00   | 0.0    | 1,000.00               | 0.00     | (1,000.00) 0.0       |
| Spec Det/Tmg Instr In-House EMS Trainin  | 610335482 | 0.00                     | 0.00     | 0.00   | 0.0    | 75.00                  | 0.00     | (75.00) 0.0          |

**CENTRAL YAVAPAI FIRE DISTRICT**  
Income Statement  
(Original Budget to Actual Comparison)  
For the period of 11/1/2016 Through 11/30/2016

|                                           | Account   | Actual | Current Period<br>Budget | Variance | %   | Actual       | Year To Date<br>Budget | Variance     | %   |
|-------------------------------------------|-----------|--------|--------------------------|----------|-----|--------------|------------------------|--------------|-----|
| Tower Rescue/Instructor                   | 610335483 | 0.00   | 0.00                     | 0.00     | 0.0 | 1,806.99     | 0.00                   | (1,806.99)   | 0.0 |
| Supervisory Assignment Pay/CRMD           | 610420000 | 0.00   | 0.00                     | 0.00     | 0.0 | 80.00        | 0.00                   | (80.00)      | 0.0 |
| Supervisory Assignment Pay/Ops            | 610430000 | 0.00   | 0.00                     | 0.00     | 0.0 | (2,224.34)   | 0.00                   | 2,224.34     | 0.0 |
| VA / SL Buyback                           | 610530000 | 0.00   | 0.00                     | 0.00     | 0.0 | 119,612.81   | 0.00                   | (119,612.81) | 0.0 |
| Special Duty/PT Monitoring                | 610730000 | 0.00   | 0.00                     | 0.00     | 0.0 | 2,062.50     | 0.00                   | (2,062.50)   | 0.0 |
| In District Severity / Reserves           | 610832000 | 0.00   | 0.00                     | 0.00     | 0.0 | 109.37       | 0.00                   | (109.37)     | 0.0 |
| O.T. Salaries/Admin                       | 611010000 | 0.00   | 0.00                     | 0.00     | 0.0 | 4,042.68     | 0.00                   | (4,042.68)   | 0.0 |
| O.T. Salaries/CRMD                        | 611020000 | 0.00   | 0.00                     | 0.00     | 0.0 | 7,164.89     | 0.00                   | (7,164.89)   | 0.0 |
| Recall O.T./Operations                    | 611030000 | 0.00   | 0.00                     | 0.00     | 0.0 | 44,958.66    | 0.00                   | (44,958.66)  | 0.0 |
| SWAT Response / Coverage                  | 611030250 | 0.00   | 0.00                     | 0.00     | 0.0 | 813.56       | 0.00                   | (813.56)     | 0.0 |
| O.T. Salaries/CYRTA                       | 611035000 | 0.00   | 0.00                     | 0.00     | 0.0 | 3,747.81     | 0.00                   | (3,747.81)   | 0.0 |
| O.T. Salaries/Communications              | 611041000 | 0.00   | 0.00                     | 0.00     | 0.0 | 15,432.51    | 0.00                   | (15,432.51)  | 0.0 |
| O.T. Salaries/Communications-YCSO         | 611041561 | 0.00   | 0.00                     | 0.00     | 0.0 | 142.46       | 0.00                   | (142.46)     | 0.0 |
| O.T. Salaries/Maint                       | 611048000 | 0.00   | 0.00                     | 0.00     | 0.0 | 6,670.32     | 0.00                   | (6,670.32)   | 0.0 |
| FLSA O.T. Salaries/Operations             | 611130000 | 0.00   | 0.00                     | 0.00     | 0.0 | 108,081.49   | 0.00                   | (108,081.49) | 0.0 |
| Shift OT Sal/Ops/Rte Shift Cov(VL,SL,FMLA | 611230200 | 0.00   | 0.00                     | 0.00     | 0.0 | 104,345.49   | 0.00                   | (104,345.49) | 0.0 |
| Shift OT Sal/Ops/Shift Cov-Prom Test Prep | 611230201 | 0.00   | 0.00                     | 0.00     | 0.0 | 170.84       | 0.00                   | (170.84)     | 0.0 |
| Shift OT Sal/Ops/ISO Preparation Coverag  | 611230202 | 0.00   | 0.00                     | 0.00     | 0.0 | 7,032.42     | 0.00                   | (7,032.42)   | 0.0 |
| Off District WL - Covg & Pay              | 611431000 | 0.00   | 0.00                     | 0.00     | 0.0 | (134,582.85) | 0.00                   | 134,582.85   | 0.0 |
| Training Captain OT/Ops/Quartly Training  | 611535300 | 0.00   | 0.00                     | 0.00     | 0.0 | 23,536.02    | 0.00                   | (23,536.02)  | 0.0 |
| Training Captain OT/Ops/Qtly Reser Trng   | 611535301 | 0.00   | 0.00                     | 0.00     | 0.0 | 810.46       | 0.00                   | (810.46)     | 0.0 |
| Training Captain OT/Ops/Bi-Annl Eng Trai  | 611535302 | 0.00   | 0.00                     | 0.00     | 0.0 | 6,437.24     | 0.00                   | (6,437.24)   | 0.0 |
| Training Captain OT/Ops/Res Work @ TC     | 611535303 | 0.00   | 0.00                     | 0.00     | 0.0 | 1,103.86     | 0.00                   | (1,103.86)   | 0.0 |
| Training Captain OT/Ops/SD FT TC Work     | 611535304 | 0.00   | 0.00                     | 0.00     | 0.0 | 2,887.50     | 0.00                   | (2,887.50)   | 0.0 |
| Training Captain OT/TC Classes- Billable  | 611535350 | 0.00   | 0.00                     | 0.00     | 0.0 | 2,213.66     | 0.00                   | (2,213.66)   | 0.0 |
| OT In-District Severity Staffing          | 611731000 | 0.00   | 0.00                     | 0.00     | 0.0 | 10,376.30    | 0.00                   | (10,376.30)  | 0.0 |
| Trng Cov/OT Eng Co Trng Coverage          | 611835326 | 0.00   | 0.00                     | 0.00     | 0.0 | 1,016.07     | 0.00                   | (1,016.07)   | 0.0 |
| Trng Cov/OT Cov AZ WL Acad AD Leave (Par  | 611835332 | 0.00   | 0.00                     | 0.00     | 0.0 | 1,934.42     | 0.00                   | (1,934.42)   | 0.0 |
| Trng Cov/OT Cov Basin WL Drill (2 Engine  | 611835333 | 0.00   | 0.00                     | 0.00     | 0.0 | 1,952.97     | 0.00                   | (1,952.97)   | 0.0 |
| Trng Cov/OT Cov Spec Ops Traning          | 611835336 | 0.00   | 0.00                     | 0.00     | 0.0 | 997.69       | 0.00                   | (997.69)     | 0.0 |
| Trng Cov/OT Cov Param Upgrade Trng (2)    | 611835337 | 0.00   | 0.00                     | 0.00     | 0.0 | 5,826.21     | 0.00                   | (5,826.21)   | 0.0 |
| State Retirement/Admin                    | 612910000 | 0.00   | 0.00                     | 0.00     | 0.0 | 46,558.19    | 0.00                   | (46,558.19)  | 0.0 |
| State Retirement/CRMD                     | 612920000 | 0.00   | 0.00                     | 0.00     | 0.0 | 8,606.68     | 0.00                   | (8,606.68)   | 0.0 |
| State Retirement/Training                 | 612935000 | 0.00   | 0.00                     | 0.00     | 0.0 | 2,458.84     | 0.00                   | (2,458.84)   | 0.0 |
| State Retirement/Communications           | 612941000 | 0.00   | 0.00                     | 0.00     | 0.0 | 21,298.72    | 0.00                   | (21,298.72)  | 0.0 |
| State Retirement/Facilities Maintenance   | 612943000 | 0.00   | 0.00                     | 0.00     | 0.0 | 9,133.84     | 0.00                   | (9,133.84)   | 0.0 |
| State Retirement/Maint                    | 612948000 | 0.00   | 0.00                     | 0.00     | 0.0 | 14,718.99    | 0.00                   | (14,718.99)  | 0.0 |
| State Retirement/Warehouse                | 612949000 | 0.00   | 0.00                     | 0.00     | 0.0 | (171.24)     | 0.00                   | 171.24       | 0.0 |
| P.S.P.R.S./Admin                          | 613010000 | 0.00   | 0.00                     | 0.00     | 0.0 | 10,329.67    | 0.00                   | (10,329.67)  | 0.0 |

**CENTRAL YAVAPAI FIRE DISTRICT**  
Income Statement  
(Original Budget to Actual Comparison)  
For the period of 11/1/2016 Through 11/30/2016

|                                      | Account   | Actual | Current Period<br>Budget | Variance | %   | Actual     | Year To Date<br>Budget | Variance     | %   |
|--------------------------------------|-----------|--------|--------------------------|----------|-----|------------|------------------------|--------------|-----|
| P.S.P.R.S./CRMD                      | 613020000 | 0.00   | 0.00                     | 0.00     | 0.0 | 8,052.74   | 0.00                   | (8,052.74)   | 0.0 |
| P.S.P.R.S. / Operations              | 613030000 | 0.00   | 0.00                     | 0.00     | 0.0 | 581,759.66 | 0.00                   | (581,759.66) | 0.0 |
| P.S.P.R.S. / Training                | 613035000 | 0.00   | 0.00                     | 0.00     | 0.0 | 4,767.85   | 0.00                   | (4,767.85)   | 0.0 |
| P.S.P.R.S./Maint                     | 613048000 | 0.00   | 0.00                     | 0.00     | 0.0 | 21,500.11  | 0.00                   | (21,500.11)  | 0.0 |
| 401A Retirement / Admin              | 613210000 | 0.00   | 0.00                     | 0.00     | 0.0 | 20,663.75  | 0.00                   | (20,663.75)  | 0.0 |
| 401A Retirement / CRMD               | 613220000 | 0.00   | 0.00                     | 0.00     | 0.0 | 11,424.64  | 0.00                   | (11,424.64)  | 0.0 |
| 401A Retirement / Ops                | 613230000 | 0.00   | 0.00                     | 0.00     | 0.0 | 129,158.61 | 0.00                   | (129,158.61) | 0.0 |
| 401A / Training                      | 613235000 | 0.00   | 0.00                     | 0.00     | 0.0 | 12,249.65  | 0.00                   | (12,249.65)  | 0.0 |
| Reserve Pension                      | 614032000 | 0.00   | 0.00                     | 0.00     | 0.0 | 4,497.72   | 0.00                   | (4,497.72)   | 0.0 |
| State Comp/Admin                     | 615010000 | 0.00   | 0.00                     | 0.00     | 0.0 | 603.68     | 0.00                   | (603.68)     | 0.0 |
| State Comp/CRMD                      | 615020000 | 0.00   | 0.00                     | 0.00     | 0.0 | 2,244.39   | 0.00                   | (2,244.39)   | 0.0 |
| State Comp/Operations                | 615030000 | 0.00   | 0.00                     | 0.00     | 0.0 | 28,923.92  | 0.00                   | (28,923.92)  | 0.0 |
| State Comp/Reserves                  | 615032000 | 0.00   | 0.00                     | 0.00     | 0.0 | 1,276.95   | 0.00                   | (1,276.95)   | 0.0 |
| State Comp/Training                  | 615035000 | 0.00   | 0.00                     | 0.00     | 0.0 | 4,177.30   | 0.00                   | (4,177.30)   | 0.0 |
| State Comp/Comm                      | 615041000 | 0.00   | 0.00                     | 0.00     | 0.0 | 1,354.45   | 0.00                   | (1,354.45)   | 0.0 |
| State Comp/Facilities                | 615043000 | 0.00   | 0.00                     | 0.00     | 0.0 | (939.08)   | 0.00                   | 939.08       | 0.0 |
| State Comp/Maint                     | 615048000 | 0.00   | 0.00                     | 0.00     | 0.0 | 5,074.44   | 0.00                   | (5,074.44)   | 0.0 |
| State Comp/Warehouse                 | 615049000 | 0.00   | 0.00                     | 0.00     | 0.0 | (1,032.00) | 0.00                   | 1,032.00     | 0.0 |
| State Comp/Volunteers                | 615110000 | 0.00   | 0.00                     | 0.00     | 0.0 | 37.77      | 0.00                   | (37.77)      | 0.0 |
| State Comp Wages/CRMD                | 616520000 | 0.00   | 0.00                     | 0.00     | 0.0 | 724.84     | 0.00                   | (724.84)     | 0.0 |
| State Comp Wages/Ops                 | 616530000 | 0.00   | 0.00                     | 0.00     | 0.0 | 583.17     | 0.00                   | (583.17)     | 0.0 |
| Unemployment/Admin                   | 617010000 | 0.00   | 0.00                     | 0.00     | 0.0 | 375.22     | 0.00                   | (375.22)     | 0.0 |
| Unemployment/CRMD                    | 617020000 | 0.00   | 0.00                     | 0.00     | 0.0 | 262.20     | 0.00                   | (262.20)     | 0.0 |
| Unemployment/Operations              | 617030000 | 0.00   | 0.00                     | 0.00     | 0.0 | 3,031.04   | 0.00                   | (3,031.04)   | 0.0 |
| Unemployment/Reserves                | 617032000 | 0.00   | 0.00                     | 0.00     | 0.0 | 206.39     | 0.00                   | (206.39)     | 0.0 |
| Unemployment / Training              | 617035000 | 0.00   | 0.00                     | 0.00     | 0.0 | 204.54     | 0.00                   | (204.54)     | 0.0 |
| Unemployment/Communications          | 617041000 | 0.00   | 0.00                     | 0.00     | 0.0 | 121.39     | 0.00                   | (121.39)     | 0.0 |
| Unemployment/Facilities              | 617043000 | 0.00   | 0.00                     | 0.00     | 0.0 | 48.87      | 0.00                   | (48.87)      | 0.0 |
| Unemployment/Maint                   | 617048000 | 0.00   | 0.00                     | 0.00     | 0.0 | 221.23     | 0.00                   | (221.23)     | 0.0 |
| Social Security Exp/Admin            | 618010000 | 0.00   | 0.00                     | 0.00     | 0.0 | 24,860.54  | 0.00                   | (24,860.54)  | 0.0 |
| Social Security Exp/CRMD             | 618020000 | 0.00   | 0.00                     | 0.00     | 0.0 | 6,463.08   | 0.00                   | (6,463.08)   | 0.0 |
| Social Security Exp/Training         | 618035000 | 0.00   | 0.00                     | 0.00     | 0.0 | 1,487.49   | 0.00                   | (1,487.49)   | 0.0 |
| Social Security Exp/Communication    | 618041000 | 0.00   | 0.00                     | 0.00     | 0.0 | 12,396.04  | 0.00                   | (12,396.04)  | 0.0 |
| Social Security Exp/Facilities Maint | 618043000 | 0.00   | 0.00                     | 0.00     | 0.0 | 5,333.55   | 0.00                   | (5,333.55)   | 0.0 |
| Social Security / Maint              | 618048000 | 0.00   | 0.00                     | 0.00     | 0.0 | 8,592.71   | 0.00                   | (8,592.71)   | 0.0 |
| Social Security / Warehouse          | 618049000 | 0.00   | 0.00                     | 0.00     | 0.0 | (91.52)    | 0.00                   | 91.52        | 0.0 |
| Medicare Exp/Admin                   | 618110000 | 0.00   | 0.00                     | 0.00     | 0.0 | 8,873.83   | 0.00                   | (8,873.83)   | 0.0 |
| Medicare Exp/CRMD                    | 618120000 | 0.00   | 0.00                     | 0.00     | 0.0 | 2,767.17   | 0.00                   | (2,767.17)   | 0.0 |
| Medicare Exp/Operations              | 618130000 | 0.00   | 0.00                     | 0.00     | 0.0 | 63,988.01  | 0.00                   | (63,988.01)  | 0.0 |

**CENTRAL YAVAPAI FIRE DISTRICT**  
**Income Statement**  
(Original Budget to Actual Comparison)  
For the period of 11/1/2016 Through 11/30/2016

|                                          | Account   | Actual                | Current Period<br>Budget | Variance                | %            | Actual                 | Year To Date<br>Budget | Variance                | %              |
|------------------------------------------|-----------|-----------------------|--------------------------|-------------------------|--------------|------------------------|------------------------|-------------------------|----------------|
| Medicare Exp/CYRTA                       | 618135000 | 0.00                  | 0.00                     | 0.00                    | 0.0          | 2,224.67               | 0.00                   | (2,224.67)              | 0.0            |
| Medicare Exp/Communications              | 618141000 | 0.00                  | 0.00                     | 0.00                    | 0.0          | 2,899.03               | 0.00                   | (2,899.03)              | 0.0            |
| Medicare Exp/Facilities Maintenance      | 618143000 | 0.00                  | 0.00                     | 0.00                    | 0.0          | 1,247.36               | 0.00                   | (1,247.36)              | 0.0            |
| Medicare Exp/Maint                       | 618148000 | 0.00                  | 0.00                     | 0.00                    | 0.0          | 4,068.61               | 0.00                   | (4,068.61)              | 0.0            |
| Medicare Exp/Warehouse                   | 618149000 | 0.00                  | 0.00                     | 0.00                    | 0.0          | (21.44)                | 0.00                   | 21.44                   | 0.0            |
| Post Retirement Health Ins.              | 618530000 | 0.00                  | 0.00                     | 0.00                    | 0.0          | 63,003.10              | 0.00                   | (63,003.10)             | 0.0            |
| Employee Health Ins/Admin                | 619010000 | 0.00                  | 0.00                     | 0.00                    | 0.0          | 30,222.24              | 0.00                   | (30,222.24)             | 0.0            |
| Employee Health Ins/CRMD                 | 619020000 | 0.00                  | 0.00                     | 0.00                    | 0.0          | 18,409.76              | 0.00                   | (18,409.76)             | 0.0            |
| Employee Health Ins/Operations           | 619030000 | 0.00                  | 0.00                     | 0.00                    | 0.0          | 336,541.99             | 0.00                   | (336,541.99)            | 0.0            |
| Employee Health Ins/Training             | 619035000 | 0.00                  | 0.00                     | 0.00                    | 0.0          | 9,624.53               | 0.00                   | (9,624.53)              | 0.0            |
| Employee Health Ins/Comm                 | 619041000 | 0.00                  | 0.00                     | 0.00                    | 0.0          | 16,001.94              | 0.00                   | (16,001.94)             | 0.0            |
| Employee Health Ins/Facilities           | 619043000 | 0.00                  | 0.00                     | 0.00                    | 0.0          | 5,963.98               | 0.00                   | (5,963.98)              | 0.0            |
| Employee Health Ins/Maint                | 619048000 | 0.00                  | 0.00                     | 0.00                    | 0.0          | 19,893.68              | 0.00                   | (19,893.68)             | 0.0            |
| Health Ins. Assistance/Ops               | 619130000 | 0.00                  | 0.00                     | 0.00                    | 0.0          | 98,370.87              | 0.00                   | (98,370.87)             | 0.0            |
| Fire Authority Funding                   | 670010000 | 3,676,329.37          | 0.00                     | (3,676,329.37)          | 0.0          | 11,154,761.10          | 14,449,633.00          | 3,294,871.90            | 22.8           |
| <b>Total Personnel Expenses</b>          |           | <b>\$3,676,329.37</b> | <b>\$0.00</b>            | <b>\$(3,676,329.37)</b> | <b>0.0 %</b> | <b>\$19,591,951.57</b> | <b>\$14,449,633.00</b> | <b>\$(5,142,318.57)</b> | <b>(35.6)%</b> |
| <b><u>Supply Expenses</u></b>            |           |                       |                          |                         |              |                        |                        |                         |                |
| Office Supplies / Admin                  | 620010000 | \$0.00                | \$0.00                   | \$0.00                  | 0.0 %        | \$7,295.59             | \$0.00                 | \$(7,295.59)            | 0.0 %          |
| Office Supplies / CRMD                   | 620020000 | 0.00                  | 0.00                     | 0.00                    | 0.0          | 359.37                 | 0.00                   | (359.37)                | 0.0            |
| Office Supplies/Training Center          | 620035000 | 0.00                  | 0.00                     | 0.00                    | 0.0          | 3,518.13               | 0.00                   | (3,518.13)              | 0.0            |
| Office Supplies / Communications         | 620041000 | 0.00                  | 0.00                     | 0.00                    | 0.0          | 604.36                 | 0.00                   | (604.36)                | 0.0            |
| Office Supplies/Maintenance              | 620048000 | 0.00                  | 0.00                     | 0.00                    | 0.0          | 742.84                 | 0.00                   | (742.84)                | 0.0            |
| Office Supplies / Warehouse              | 620049000 | 0.00                  | 0.00                     | 0.00                    | 0.0          | 320.49                 | 0.00                   | (320.49)                | 0.0            |
| Computer Supplies & Equipment            | 620110000 | 0.00                  | 0.00                     | 0.00                    | 0.0          | 57,363.65              | 0.00                   | (57,363.65)             | 0.0            |
| Computer Supplies & Equipment/CRMD       | 620120000 | 0.00                  | 0.00                     | 0.00                    | 0.0          | 17,135.39              | 0.00                   | (17,135.39)             | 0.0            |
| Computer Supplies & Software/Training    | 620135000 | 0.00                  | 0.00                     | 0.00                    | 0.0          | 11,258.22              | 0.00                   | (11,258.22)             | 0.0            |
| Computer Supplies & Equipment / Communic | 620141000 | 0.00                  | 0.00                     | 0.00                    | 0.0          | 5,816.59               | 0.00                   | (5,816.59)              | 0.0            |
| Computer Supplies & Equipment/Flt Maint  | 620148000 | 0.00                  | 0.00                     | 0.00                    | 0.0          | 109.11                 | 0.00                   | (109.11)                | 0.0            |
| Computer Supplies & Equipment / Warehous | 620149000 | 0.00                  | 0.00                     | 0.00                    | 0.0          | 1,410.42               | 0.00                   | (1,410.42)              | 0.0            |
| In-House Dupl & Prtg / Admin             | 620510000 | 0.00                  | 0.00                     | 0.00                    | 0.0          | 12,297.55              | 0.00                   | (12,297.55)             | 0.0            |
| In-House Dupl & Prtg/ CRMD               | 620520000 | 0.00                  | 0.00                     | 0.00                    | 0.0          | 1,700.66               | 0.00                   | (1,700.66)              | 0.0            |
| In-House Dupl & Prtg / Training          | 620535000 | 0.00                  | 0.00                     | 0.00                    | 0.0          | 1,109.95               | 0.00                   | (1,109.95)              | 0.0            |
| District Fire Corps Program              | 621010000 | 0.00                  | 0.00                     | 0.00                    | 0.0          | (187.00)               | 0.00                   | 187.00                  | 0.0            |
| District Mapping Program                 | 621130000 | 0.00                  | 0.00                     | 0.00                    | 0.0          | 4,232.43               | 0.00                   | (4,232.43)              | 0.0            |
| Medical Supplies                         | 621530000 | 0.00                  | 0.00                     | 0.00                    | 0.0          | 31,463.33              | 0.00                   | (31,463.33)             | 0.0            |
| Medical Supplies V567                    | 621530567 | 0.00                  | 0.00                     | 0.00                    | 0.0          | 249.28                 | 0.00                   | (249.28)                | 0.0            |
| CPR Supplies & Books                     | 621630000 | 0.00                  | 0.00                     | 0.00                    | 0.0          | 7,784.81               | 0.00                   | (7,784.81)              | 0.0            |
| Medical Equipment Replacement            | 621730000 | 0.00                  | 0.00                     | 0.00                    | 0.0          | 6,552.02               | 0.00                   | (6,552.02)              | 0.0            |

**CENTRAL YAVAPAI FIRE DISTRICT**  
**Income Statement**  
(Original Budget to Actual Comparison)  
For the period of 11/1/2016 Through 11/30/2016

|                                          | Account   | Actual | Current Period<br>Budget | Variance | %   | Actual     | Year To Date<br>Budget | Variance     | %   |
|------------------------------------------|-----------|--------|--------------------------|----------|-----|------------|------------------------|--------------|-----|
| EMS Equipment/Training Center            | 621735000 | 0.00   | 0.00                     | 0.00     | 0.0 | 1,312.95   | 0.00                   | (1,312.95)   | 0.0 |
| Medical Equipment Rplcmnt/Communications | 621741000 | 0.00   | 0.00                     | 0.00     | 0.0 | 1,312.95   | 0.00                   | (1,312.95)   | 0.0 |
| Medical Equipment Rplcmnt/Warehouse      | 621749000 | 0.00   | 0.00                     | 0.00     | 0.0 | 1,357.95   | 0.00                   | (1,357.95)   | 0.0 |
| Fuel (Diesel & Gas)                      | 622048000 | 0.00   | 0.00                     | 0.00     | 0.0 | 128,367.42 | 0.00                   | (128,367.42) | 0.0 |
| Oil & Lubr. (Routine)                    | 622148000 | 0.00   | 0.00                     | 0.00     | 0.0 | 10,485.04  | 0.00                   | (10,485.04)  | 0.0 |
| Maintenance Supplies                     | 622548000 | 0.00   | 0.00                     | 0.00     | 0.0 | 3,020.82   | 0.00                   | (3,020.82)   | 0.0 |
| Uniforms/Admin                           | 623010000 | 0.00   | 0.00                     | 0.00     | 0.0 | 1,842.07   | 0.00                   | (1,842.07)   | 0.0 |
| Uniforms/CRMD                            | 623020000 | 0.00   | 0.00                     | 0.00     | 0.0 | 1,439.15   | 0.00                   | (1,439.15)   | 0.0 |
| Uniforms/Operations                      | 623030000 | 0.00   | 0.00                     | 0.00     | 0.0 | 18,408.43  | 0.00                   | (18,408.43)  | 0.0 |
| Uniforms/Operations - Honor Guard        | 623030540 | 0.00   | 0.00                     | 0.00     | 0.0 | 50.39      | 0.00                   | (50.39)      | 0.0 |
| Uniforms/Operations - Pipes & Drums      | 623030541 | 0.00   | 0.00                     | 0.00     | 0.0 | 3,022.12   | 0.00                   | (3,022.12)   | 0.0 |
| Uniforms/Training                        | 623035000 | 0.00   | 0.00                     | 0.00     | 0.0 | 2,130.41   | 0.00                   | (2,130.41)   | 0.0 |
| Uniforms/Communications                  | 623041000 | 0.00   | 0.00                     | 0.00     | 0.0 | 890.70     | 0.00                   | (890.70)     | 0.0 |
| Uniforms/Fleet Maint                     | 623048000 | 0.00   | 0.00                     | 0.00     | 0.0 | 1,995.82   | 0.00                   | (1,995.82)   | 0.0 |
| Protective Clothing                      | 623130000 | 0.00   | 0.00                     | 0.00     | 0.0 | 46,221.09  | 0.00                   | (46,221.09)  | 0.0 |
| Library Reference Materials / Admin      | 624010000 | 0.00   | 0.00                     | 0.00     | 0.0 | 2,181.28   | 0.00                   | (2,181.28)   | 0.0 |
| Risk Management Supplies / Routine       | 624020000 | 0.00   | 0.00                     | 0.00     | 0.0 | 427.00     | 0.00                   | (427.00)     | 0.0 |
| A-V Film & Supplies                      | 624021000 | 0.00   | 0.00                     | 0.00     | 0.0 | 59.99      | 0.00                   | (59.99)      | 0.0 |
| Urban Interface/Brush Removal            | 624022000 | 0.00   | 0.00                     | 0.00     | 0.0 | 7,395.36   | 0.00                   | (7,395.36)   | 0.0 |
| Library Reference Materials/CRMD         | 624024000 | 0.00   | 0.00                     | 0.00     | 0.0 | 1,240.67   | 0.00                   | (1,240.67)   | 0.0 |
| School Education                         | 624025000 | 0.00   | 0.00                     | 0.00     | 0.0 | 1,160.88   | 0.00                   | (1,160.88)   | 0.0 |
| Urban Survival                           | 624025100 | 0.00   | 0.00                     | 0.00     | 0.0 | 4,584.81   | 0.00                   | (4,584.81)   | 0.0 |
| Public Education                         | 624026000 | 0.00   | 0.00                     | 0.00     | 0.0 | 10,066.06  | 0.00                   | (10,066.06)  | 0.0 |
| Operations Supplies/Routine              | 624030000 | 0.00   | 0.00                     | 0.00     | 0.0 | 1,441.24   | 0.00                   | (1,441.24)   | 0.0 |
| Library Reference Materials/Tr Ctr       | 624035000 | 0.00   | 0.00                     | 0.00     | 0.0 | 2,457.26   | 0.00                   | (2,457.26)   | 0.0 |
| Communications Supplies / Routine        | 624041000 | 0.00   | 0.00                     | 0.00     | 0.0 | 709.23     | 0.00                   | (709.23)     | 0.0 |
| Facilities Maint Supplies/Routine        | 624043000 | 0.00   | 0.00                     | 0.00     | 0.0 | 28.26      | 0.00                   | (28.26)      | 0.0 |
| Supplies / Fleet Maintenance             | 624248000 | 0.00   | 0.00                     | 0.00     | 0.0 | (31.81)    | 0.00                   | 31.81        | 0.0 |
| Supplies / Warehouse                     | 624249000 | 0.00   | 0.00                     | 0.00     | 0.0 | 6.94       | 0.00                   | (6.94)       | 0.0 |
| Public Education/EMS                     | 624530000 | 0.00   | 0.00                     | 0.00     | 0.0 | 419.71     | 0.00                   | (419.71)     | 0.0 |
| Supplies-Warehouse Purchasing Group      | 624549000 | 0.00   | 0.00                     | 0.00     | 0.0 | (2,606.91) | 0.00                   | 2,606.91     | 0.0 |
| Vehicle Maint (Routine)                  | 625048000 | 0.00   | 0.00                     | 0.00     | 0.0 | 43,507.75  | 0.00                   | (43,507.75)  | 0.0 |
| Vehicle Maint (Special Prjcts)           | 625148000 | 0.00   | 0.00                     | 0.00     | 0.0 | 10,551.40  | 0.00                   | (10,551.40)  | 0.0 |
| FF Equipment Maintenance                 | 626048000 | 0.00   | 0.00                     | 0.00     | 0.0 | 10,582.73  | 0.00                   | (10,582.73)  | 0.0 |
| SCBA Supplies & Maint                    | 626348000 | 0.00   | 0.00                     | 0.00     | 0.0 | 8,719.72   | 0.00                   | (8,719.72)   | 0.0 |
| Tire Replacement                         | 626548000 | 0.00   | 0.00                     | 0.00     | 0.0 | 21,868.40  | 0.00                   | (21,868.40)  | 0.0 |
| Tire Repair                              | 626648000 | 0.00   | 0.00                     | 0.00     | 0.0 | 598.12     | 0.00                   | (598.12)     | 0.0 |
| Building Maint Supplies/Training Center  | 627035000 | 0.00   | 0.00                     | 0.00     | 0.0 | 20,344.77  | 0.00                   | (20,344.77)  | 0.0 |
| Building/Site/Equip Maint Supplies/Comm  | 627041000 | 0.00   | 0.00                     | 0.00     | 0.0 | 10,158.78  | 0.00                   | (10,158.78)  | 0.0 |

**CENTRAL YAVAPAI FIRE DISTRICT**  
**Income Statement**  
(Original Budget to Actual Comparison)  
For the period of 11/1/2016 Through 11/30/2016

|                                          | Account   | Actual | Current Period<br>Budget | Variance | %   | Actual     | Year To Date<br>Budget | Variance    | %   |
|------------------------------------------|-----------|--------|--------------------------|----------|-----|------------|------------------------|-------------|-----|
| Building Maint Supplies                  | 627043001 | 0.00   | 0.00                     | 0.00     | 0.0 | 4,292.73   | 0.00                   | (4,292.73)  | 0.0 |
| Building Maint Supplies/CRMD             | 627043002 | 0.00   | 0.00                     | 0.00     | 0.0 | 553.10     | 0.00                   | (553.10)    | 0.0 |
| Building Maint Supplies / Admin          | 627043010 | 0.00   | 0.00                     | 0.00     | 0.0 | 48,918.96  | 0.00                   | (48,918.96) | 0.0 |
| Building Maint Supplies/CYRTA            | 627043035 | 0.00   | 0.00                     | 0.00     | 0.0 | 5,087.68   | 0.00                   | (5,087.68)  | 0.0 |
| Building Maint Supplies/Comm Building    | 627043041 | 0.00   | 0.00                     | 0.00     | 0.0 | 5,839.62   | 0.00                   | (5,839.62)  | 0.0 |
| Building Maint Supplies/Maint Facility   | 627043048 | 0.00   | 0.00                     | 0.00     | 0.0 | 753.50     | 0.00                   | (753.50)    | 0.0 |
| Building Maint Supplies/Sta 51           | 627043051 | 0.00   | 0.00                     | 0.00     | 0.0 | 1,212.38   | 0.00                   | (1,212.38)  | 0.0 |
| Building Maint Supplies/Sta 52           | 627043052 | 0.00   | 0.00                     | 0.00     | 0.0 | 35.89      | 0.00                   | (35.89)     | 0.0 |
| Building Maint Supplies/Sta 53           | 627043053 | 0.00   | 0.00                     | 0.00     | 0.0 | 2,725.57   | 0.00                   | (2,725.57)  | 0.0 |
| Building Maint Supplies/Sta 54           | 627043054 | 0.00   | 0.00                     | 0.00     | 0.0 | 6,814.96   | 0.00                   | (6,814.96)  | 0.0 |
| Building Maint Supplies/Sta 56           | 627043056 | 0.00   | 0.00                     | 0.00     | 0.0 | 48.42      | 0.00                   | (48.42)     | 0.0 |
| Building Maint Supplies/Sta 57           | 627043057 | 0.00   | 0.00                     | 0.00     | 0.0 | 4,200.98   | 0.00                   | (4,200.98)  | 0.0 |
| Building Maint Supplies/Sta 58           | 627043058 | 0.00   | 0.00                     | 0.00     | 0.0 | 12,395.00  | 0.00                   | (12,395.00) | 0.0 |
| Building Maint Supplies/Sta 59           | 627043059 | 0.00   | 0.00                     | 0.00     | 0.0 | 1,851.46   | 0.00                   | (1,851.46)  | 0.0 |
| Building Maint Supplies/Sta 533          | 627043533 | 0.00   | 0.00                     | 0.00     | 0.0 | 4,434.02   | 0.00                   | (4,434.02)  | 0.0 |
| Building Maint Supplies / Warehouse      | 627049000 | 0.00   | 0.00                     | 0.00     | 0.0 | 91.00      | 0.00                   | (91.00)     | 0.0 |
| Furniture & Fixtures/Training Center     | 627135000 | 0.00   | 0.00                     | 0.00     | 0.0 | 3,315.40   | 0.00                   | (3,315.40)  | 0.0 |
| Furniture & Fixtures / Communications    | 627141000 | 0.00   | 0.00                     | 0.00     | 0.0 | 4,107.44   | 0.00                   | (4,107.44)  | 0.0 |
| Furniture & Fixture Replacement          | 627143000 | 0.00   | 0.00                     | 0.00     | 0.0 | 3,738.00   | 0.00                   | (3,738.00)  | 0.0 |
| Furniture & Fixtures / Fleet Maintenance | 627148000 | 0.00   | 0.00                     | 0.00     | 0.0 | 601.41     | 0.00                   | (601.41)    | 0.0 |
| Janitorial - Admin                       | 627210000 | 0.00   | 0.00                     | 0.00     | 0.0 | 562.67     | 0.00                   | (562.67)    | 0.0 |
| Janitorial - CRMD                        | 627220000 | 0.00   | 0.00                     | 0.00     | 0.0 | 279.09     | 0.00                   | (279.09)    | 0.0 |
| Janitorial - Ops                         | 627230000 | 0.00   | 0.00                     | 0.00     | 0.0 | (251.03)   | 0.00                   | 251.03      | 0.0 |
| Janitorial - Warehouse                   | 627230049 | 0.00   | 0.00                     | 0.00     | 0.0 | 115.77     | 0.00                   | (115.77)    | 0.0 |
| Janitorial - Station 51                  | 627230051 | 0.00   | 0.00                     | 0.00     | 0.0 | 1,947.23   | 0.00                   | (1,947.23)  | 0.0 |
| Janitorial - Station 52                  | 627230052 | 0.00   | 0.00                     | 0.00     | 0.0 | 65.83      | 0.00                   | (65.83)     | 0.0 |
| Janitorial - Station 53                  | 627230053 | 0.00   | 0.00                     | 0.00     | 0.0 | 2,099.61   | 0.00                   | (2,099.61)  | 0.0 |
| Janitorial - Station 54                  | 627230054 | 0.00   | 0.00                     | 0.00     | 0.0 | 2,528.16   | 0.00                   | (2,528.16)  | 0.0 |
| Janitorial - Station 57                  | 627230057 | 0.00   | 0.00                     | 0.00     | 0.0 | 1,638.81   | 0.00                   | (1,638.81)  | 0.0 |
| Janitorial - Station 58                  | 627230058 | 0.00   | 0.00                     | 0.00     | 0.0 | 147.51     | 0.00                   | (147.51)    | 0.0 |
| Janitorial - Station 59                  | 627230059 | 0.00   | 0.00                     | 0.00     | 0.0 | 1,552.60   | 0.00                   | (1,552.60)  | 0.0 |
| Janitorial - Station 533                 | 627230533 | 0.00   | 0.00                     | 0.00     | 0.0 | 1,288.69   | 0.00                   | (1,288.69)  | 0.0 |
| Janitorial/Training Center               | 627235000 | 0.00   | 0.00                     | 0.00     | 0.0 | 4,672.73   | 0.00                   | (4,672.73)  | 0.0 |
| Janitorial / Communications Bldg         | 627241000 | 0.00   | 0.00                     | 0.00     | 0.0 | 98.20      | 0.00                   | (98.20)     | 0.0 |
| Janitorial / Maintenance                 | 627248000 | 0.00   | 0.00                     | 0.00     | 0.0 | 450.78     | 0.00                   | (450.78)    | 0.0 |
| Site / Equip Maint Supplies / Comm       | 627441000 | 0.00   | 0.00                     | 0.00     | 0.0 | (2,427.84) | 0.00                   | 2,427.84    | 0.0 |
| Radio/Pager Maintenance                  | 628041000 | 216.43 | 0.00                     | (216.43) | 0.0 | 18,950.35  | 0.00                   | (18,950.35) | 0.0 |
| Radio/Pager Maint - Radio Sup - YCSO     | 628041561 | 0.00   | 0.00                     | 0.00     | 0.0 | 223.35     | 0.00                   | (223.35)    | 0.0 |
| Batteries                                | 628830000 | 0.00   | 0.00                     | 0.00     | 0.0 | 1,278.20   | 0.00                   | (1,278.20)  | 0.0 |



**CENTRAL YAVAPAI FIRE DISTRICT**  
Income Statement  
(Original Budget to Actual Comparison)  
For the period of 11/1/2016 Through 11/30/2016

|                                         | Account   | Actual          | Current Period<br>Budget | Variance          | %            | Actual              | Year To Date<br>Budget | Variance              | %            |
|-----------------------------------------|-----------|-----------------|--------------------------|-------------------|--------------|---------------------|------------------------|-----------------------|--------------|
| Batteries/Training Center               | 628835000 | 0.00            | 0.00                     | 0.00              | 0.0          | 533.56              | 0.00                   | (533.56)              | 0.0          |
| Firefighter Equipment Replacement       | 628930000 | 0.00            | 0.00                     | 0.00              | 0.0          | 27,593.05           | 0.00                   | (27,593.05)           | 0.0          |
| Firefighter Equipment Rplcmt/Patrol 567 | 628930567 | 0.00            | 0.00                     | 0.00              | 0.0          | 42.84               | 0.00                   | (42.84)               | 0.0          |
| Firefighting Equipment/Training Center  | 629035000 | 0.00            | 0.00                     | 0.00              | 0.0          | 21,026.41           | 0.00                   | (21,026.41)           | 0.0          |
| Haz-Mat Equipment                       | 629130000 | 0.00            | 0.00                     | 0.00              | 0.0          | 2,741.21            | 0.00                   | (2,741.21)            | 0.0          |
| Comm/Radio Technician Equipment         | 629241000 | 0.00            | 0.00                     | 0.00              | 0.0          | 6,086.49            | 0.00                   | (6,086.49)            | 0.0          |
| Technical Rescue Equipment              | 629330000 | 0.00            | 0.00                     | 0.00              | 0.0          | 2,612.74            | 0.00                   | (2,612.74)            | 0.0          |
| Wildland Equipment Replacement          | 629531000 | 0.00            | 0.00                     | 0.00              | 0.0          | 2,654.82            | 0.00                   | (2,654.82)            | 0.0          |
| Training Center Equipment & Prop Supply | 629635000 | 0.00            | 0.00                     | 0.00              | 0.0          | 31,712.17           | 0.00                   | (31,712.17)           | 0.0          |
| TC Equipment C.P.A.T.                   | 629635530 | 0.00            | 0.00                     | 0.00              | 0.0          | 15,370.54           | 0.00                   | (15,370.54)           | 0.0          |
| Exercise Equipment - Ops                | 629730000 | 0.00            | 0.00                     | 0.00              | 0.0          | 7,742.31            | 0.00                   | (7,742.31)            | 0.0          |
| Exercise Equipment FEMA-EVOC Grant      | 629750004 | 0.00            | 0.00                     | 0.00              | 0.0          | 15,616.70           | 0.00                   | (15,616.70)           | 0.0          |
| Small Tools / Communications            | 630041000 | 0.00            | 0.00                     | 0.00              | 0.0          | 1,823.29            | 0.00                   | (1,823.29)            | 0.0          |
| Small Tools/Facilities Maintenance      | 630043000 | 0.00            | 0.00                     | 0.00              | 0.0          | 9.77                | 0.00                   | (9.77)                | 0.0          |
| Small Tools / Maintenance               | 630048000 | 0.00            | 0.00                     | 0.00              | 0.0          | 8,209.76            | 0.00                   | (8,209.76)            | 0.0          |
| <b>Total Supply Expenses</b>            |           | <b>\$216.43</b> | <b>\$0.00</b>            | <b>\$(216.43)</b> | <b>0.0 %</b> | <b>\$838,880.03</b> | <b>\$0.00</b>          | <b>\$(838,880.03)</b> | <b>0.0 %</b> |
| <b><u>Service Expenses</u></b>          |           |                 |                          |                   |              |                     |                        |                       |              |
| TIP Program                             | 628530000 | \$0.00          | \$0.00                   | \$0.00            | 0.0 %        | \$6,750.00          | \$0.00                 | \$(6,750.00)          | 0.0 %        |
| Audit & Accounting                      | 640010000 | 828.48          | 0.00                     | (828.48)          | 0.0          | 13,828.48           | 2,000.00               | (11,828.48)           | (591.4)      |
| Other Prof Services/Admin               | 640510000 | 0.00            | 0.00                     | 0.00              | 0.0          | 4,125.73            | 75,500.00              | 71,374.27             | 94.5         |
| Other Prof Services/CRMD                | 640520000 | 0.00            | 0.00                     | 0.00              | 0.0          | 150.00              | 0.00                   | (150.00)              | 0.0          |
| Other Prof Services/Ops                 | 640530000 | 0.00            | 0.00                     | 0.00              | 0.0          | 11,084.29           | 0.00                   | (11,084.29)           | 0.0          |
| Other Prof Services / Ops / Stn 52      | 640530052 | 0.00            | 0.00                     | 0.00              | 0.0          | 10.00               | 0.00                   | (10.00)               | 0.0          |
| Other Prof Services/Ops/Stn 53          | 640530053 | 0.00            | 0.00                     | 0.00              | 0.0          | 30.00               | 0.00                   | (30.00)               | 0.0          |
| Other Prof Services / Ops / Stn 54      | 640530054 | 0.00            | 0.00                     | 0.00              | 0.0          | 20.00               | 0.00                   | (20.00)               | 0.0          |
| Other Prof Services / Ops / Stn 56      | 640530056 | 0.00            | 0.00                     | 0.00              | 0.0          | 10.00               | 0.00                   | (10.00)               | 0.0          |
| Other Prof Services/Ops/Stn 57          | 640530057 | 0.00            | 0.00                     | 0.00              | 0.0          | 20.00               | 0.00                   | (20.00)               | 0.0          |
| Other Prof Services/Ops/Stn 533         | 640530533 | 0.00            | 0.00                     | 0.00              | 0.0          | 20.00               | 0.00                   | (20.00)               | 0.0          |
| Other Prof Services/Training Center     | 640535000 | 0.00            | 0.00                     | 0.00              | 0.0          | 5,536.27            | 0.00                   | (5,536.27)            | 0.0          |
| Other Prof Services/Comm                | 640541000 | 0.00            | 0.00                     | 0.00              | 0.0          | 155.00              | 0.00                   | (155.00)              | 0.0          |
| Other Prof Services/Fit Maint           | 640548000 | 0.00            | 0.00                     | 0.00              | 0.0          | 160.00              | 0.00                   | (160.00)              | 0.0          |
| Other Prof Services/Warehouse           | 640549000 | 0.00            | 0.00                     | 0.00              | 0.0          | 30.00               | 0.00                   | (30.00)               | 0.0          |
| IT Services/Admin                       | 640610000 | 0.00            | 0.00                     | 0.00              | 0.0          | 50,107.50           | 0.00                   | (50,107.50)           | 0.0          |
| IT Services/Training Center             | 640635000 | 0.00            | 0.00                     | 0.00              | 0.0          | 4,022.50            | 0.00                   | (4,022.50)            | 0.0          |
| Legal Services - Routine                | 641010000 | 0.00            | 0.00                     | 0.00              | 0.0          | 61,734.21           | 5,000.00               | (56,734.21)           | (1134.7)     |
| Legal Services - Non-Routine            | 641010600 | 8,763.50        | 0.00                     | (8,763.50)        | 0.0          | 47,412.70           | 0.00                   | (47,412.70)           | 0.0          |
| Employee Health / Exams/Admin           | 641510000 | 0.00            | 0.00                     | 0.00              | 0.0          | 320.95              | 0.00                   | (320.95)              | 0.0          |
| Employee Health / Exams/ CRMD           | 641520000 | 0.00            | 0.00                     | 0.00              | 0.0          | 400.00              | 0.00                   | (400.00)              | 0.0          |

**CENTRAL YAVAPAI FIRE DISTRICT**  
**Income Statement**  
(Original Budget to Actual Comparison)  
For the period of 11/1/2016 Through 11/30/2016

|                                          | Account   | Actual | Current Period<br>Budget | Variance | %   | Actual     | Year To Date<br>Budget | Variance     | %     |
|------------------------------------------|-----------|--------|--------------------------|----------|-----|------------|------------------------|--------------|-------|
| Employee Health / Exams/Ops              | 641530000 | 0.00   | 0.00                     | 0.00     | 0.0 | 22,471.00  | 0.00                   | (22,471.00)  | 0.0   |
| Employee Health / Exams/FltMtc           | 641548000 | 0.00   | 0.00                     | 0.00     | 0.0 | 375.00     | 0.00                   | (375.00)     | 0.0   |
| Employee Assistance Program              | 642010000 | 0.00   | 0.00                     | 0.00     | 0.0 | 7,675.70   | 0.00                   | (7,675.70)   | 0.0   |
| Dispatch Services/Ops                    | 642530000 | 0.00   | 0.00                     | 0.00     | 0.0 | 181,055.26 | 0.00                   | (181,055.26) | 0.0   |
| Communications/Admin                     | 643010000 | 0.00   | 0.00                     | 0.00     | 0.0 | 2,386.87   | 0.00                   | (2,386.87)   | 0.0   |
| Communications/CRMD                      | 643020000 | 0.00   | 0.00                     | 0.00     | 0.0 | 3,709.97   | 0.00                   | (3,709.97)   | 0.0   |
| Communications/Ops                       | 643030000 | 0.00   | 0.00                     | 0.00     | 0.0 | 18,309.26  | 0.00                   | (18,309.26)  | 0.0   |
| Communications/Ops / Stn 51              | 643030051 | 0.00   | 0.00                     | 0.00     | 0.0 | 252.56     | 0.00                   | (252.56)     | 0.0   |
| Communications/Ops / Stn 53              | 643030053 | 0.00   | 0.00                     | 0.00     | 0.0 | 1,395.82   | 0.00                   | (1,395.82)   | 0.0   |
| Communications / Ops / Stn 54            | 643030054 | 0.00   | 0.00                     | 0.00     | 0.0 | 312.00     | 0.00                   | (312.00)     | 0.0   |
| Communications/Ops / Stn 57              | 643030057 | 0.00   | 0.00                     | 0.00     | 0.0 | 224.41     | 0.00                   | (224.41)     | 0.0   |
| Communications/Ops / Stn 59              | 643030059 | 0.00   | 0.00                     | 0.00     | 0.0 | 253.16     | 0.00                   | (253.16)     | 0.0   |
| Communications/Ops / Stn 533             | 643030533 | 0.00   | 0.00                     | 0.00     | 0.0 | 260.96     | 0.00                   | (260.96)     | 0.0   |
| Communications/Training Center           | 643035000 | 0.00   | 0.00                     | 0.00     | 0.0 | 4,292.77   | 0.00                   | (4,292.77)   | 0.0   |
| Communications / Communications          | 643041000 | 0.00   | 0.00                     | 0.00     | 0.0 | 21,258.92  | 0.00                   | (21,258.92)  | 0.0   |
| Communications / Facilities Maintenance  | 643043000 | 0.00   | 0.00                     | 0.00     | 0.0 | 946.19     | 0.00                   | (946.19)     | 0.0   |
| Communications/Maintenance               | 643048000 | 0.00   | 0.00                     | 0.00     | 0.0 | 2,223.40   | 0.00                   | (2,223.40)   | 0.0   |
| Communications/Warehouse                 | 643049000 | 0.00   | 0.00                     | 0.00     | 0.0 | 268.66     | 0.00                   | (268.66)     | 0.0   |
| Postage/Admin                            | 643510000 | 0.00   | 0.00                     | 0.00     | 0.0 | 3,034.74   | 0.00                   | (3,034.74)   | 0.0   |
| Fire Board Expenses                      | 644110000 | 0.00   | 0.00                     | 0.00     | 0.0 | 0.00       | 1,000.00               | 1,000.00     | 100.0 |
| Wildland Expenses                        | 644231000 | 0.00   | 0.00                     | 0.00     | 0.0 | 16,338.15  | 0.00                   | (16,338.15)  | 0.0   |
| Outside Vehicle Repairs                  | 645048000 | 0.00   | 0.00                     | 0.00     | 0.0 | 5,578.11   | 0.00                   | (5,578.11)   | 0.0   |
| Newspaper Advertising                    | 647010000 | 0.00   | 0.00                     | 0.00     | 0.0 | 653.62     | 0.00                   | (653.62)     | 0.0   |
| Marketing & Advertising                  | 647120000 | 0.00   | 0.00                     | 0.00     | 0.0 | 1,551.00   | 0.00                   | (1,551.00)   | 0.0   |
| Outside Dupl & Printing / Admin          | 649010000 | 0.00   | 0.00                     | 0.00     | 0.0 | 924.16     | 0.00                   | (924.16)     | 0.0   |
| Outside Dupl & Printing/CRMD             | 649020000 | 0.00   | 0.00                     | 0.00     | 0.0 | 1,572.07   | 0.00                   | (1,572.07)   | 0.0   |
| Outside Dupl & Printing/Ops              | 649030000 | 0.00   | 0.00                     | 0.00     | 0.0 | 213.30     | 0.00                   | (213.30)     | 0.0   |
| Outside Dupl & Printing / Training Cente | 649035000 | 0.00   | 0.00                     | 0.00     | 0.0 | 96.23      | 0.00                   | (96.23)      | 0.0   |
| Outside Dupl & Printing / Maintenance    | 649048000 | 0.00   | 0.00                     | 0.00     | 0.0 | 31.81      | 0.00                   | (31.81)      | 0.0   |
| Insurance                                | 650010000 | 0.00   | 0.00                     | 0.00     | 0.0 | 73,081.10  | 0.00                   | (73,081.10)  | 0.0   |
| Cable TV - Station 51                    | 650830051 | 0.00   | 0.00                     | 0.00     | 0.0 | 168.00     | 0.00                   | (168.00)     | 0.0   |
| Cable TV - Station 53                    | 650830053 | 0.00   | 0.00                     | 0.00     | 0.0 | 273.00     | 0.00                   | (273.00)     | 0.0   |
| Cable TV - Station 54                    | 650830054 | 0.00   | 0.00                     | 0.00     | 0.0 | 221.00     | 0.00                   | (221.00)     | 0.0   |
| Cable TV - Station 57                    | 650830057 | 0.00   | 0.00                     | 0.00     | 0.0 | 168.40     | 0.00                   | (168.40)     | 0.0   |
| Cable TV - Station 59                    | 650830059 | 0.00   | 0.00                     | 0.00     | 0.0 | 168.00     | 0.00                   | (168.00)     | 0.0   |
| Cable TV - Station 533                   | 650830533 | 0.00   | 0.00                     | 0.00     | 0.0 | 167.20     | 0.00                   | (167.20)     | 0.0   |
| Electricity                              | 651010000 | 0.00   | 0.00                     | 0.00     | 0.0 | 3,423.90   | 0.00                   | (3,423.90)   | 0.0   |
| Electric / CRMD                          | 651020000 | 0.00   | 0.00                     | 0.00     | 0.0 | 3,632.15   | 0.00                   | (3,632.15)   | 0.0   |
| Electricity - OPs - Station 51           | 651030051 | 0.00   | 0.00                     | 0.00     | 0.0 | 3,963.28   | 0.00                   | (3,963.28)   | 0.0   |

**CENTRAL YAVAPAI FIRE DISTRICT**  
**Income Statement**  
**(Original Budget to Actual Comparison)**  
**For the period of 11/1/2016 Through 11/30/2016**

|                                  | Account   | Actual | Current Period<br>Budget | Variance | %   | Actual    | Year To Date<br>Budget | Variance    | %   |
|----------------------------------|-----------|--------|--------------------------|----------|-----|-----------|------------------------|-------------|-----|
| Electricity - OPs - Station 52   | 651030052 | 0.00   | 0.00                     | 0.00     | 0.0 | 388.09    | 0.00                   | (388.09)    | 0.0 |
| Electricity - OPs - Station 53   | 651030053 | 0.00   | 0.00                     | 0.00     | 0.0 | 9,190.27  | 0.00                   | (9,190.27)  | 0.0 |
| Electricity - OPs - Station 54   | 651030054 | 0.00   | 0.00                     | 0.00     | 0.0 | 9,292.24  | 0.00                   | (9,292.24)  | 0.0 |
| Electricity - OPs - Station 55   | 651030055 | 0.00   | 0.00                     | 0.00     | 0.0 | 562.89    | 0.00                   | (562.89)    | 0.0 |
| Electricity - OPs - Station 56   | 651030056 | 0.00   | 0.00                     | 0.00     | 0.0 | 278.06    | 0.00                   | (278.06)    | 0.0 |
| Electricity - OPs - Station 57   | 651030057 | 0.00   | 0.00                     | 0.00     | 0.0 | 7,843.99  | 0.00                   | (7,843.99)  | 0.0 |
| Electricity - OPs - Station 58   | 651030058 | 0.00   | 0.00                     | 0.00     | 0.0 | 808.00    | 0.00                   | (808.00)    | 0.0 |
| Electricity - OPs - Station 59   | 651030059 | 0.00   | 0.00                     | 0.00     | 0.0 | 7,679.24  | 0.00                   | (7,679.24)  | 0.0 |
| Electricity - OPs - Station 533  | 651030533 | 0.00   | 0.00                     | 0.00     | 0.0 | 10,844.53 | 0.00                   | (10,844.53) | 0.0 |
| Electric/Training Center         | 651035000 | 0.00   | 0.00                     | 0.00     | 0.0 | 23,074.94 | 0.00                   | (23,074.94) | 0.0 |
| Electric/Communications          | 651041000 | 0.00   | 0.00                     | 0.00     | 0.0 | 20,046.24 | 0.00                   | (20,046.24) | 0.0 |
| Electric/Maintenance             | 651048000 | 0.00   | 0.00                     | 0.00     | 0.0 | 10,320.61 | 0.00                   | (10,320.61) | 0.0 |
| Electric/Warehouse               | 651049000 | 0.00   | 0.00                     | 0.00     | 0.0 | 960.49    | 0.00                   | (960.49)    | 0.0 |
| Sewer Charges                    | 651110000 | 0.00   | 0.00                     | 0.00     | 0.0 | 361.03    | 0.00                   | (361.03)    | 0.0 |
| Sewer/ CRMD                      | 651120000 | 0.00   | 0.00                     | 0.00     | 0.0 | 176.24    | 0.00                   | (176.24)    | 0.0 |
| Sewer Charges - Station 51       | 651130051 | 0.00   | 0.00                     | 0.00     | 0.0 | 491.22    | 0.00                   | (491.22)    | 0.0 |
| Sewer Charges - Station 53       | 651130053 | 0.00   | 0.00                     | 0.00     | 0.0 | 1,047.83  | 0.00                   | (1,047.83)  | 0.0 |
| Sewer Charges - Station 58       | 651130058 | 0.00   | 0.00                     | 0.00     | 0.0 | 67.58     | 0.00                   | (67.58)     | 0.0 |
| Sewer Charges - Station 59       | 651130059 | 0.00   | 0.00                     | 0.00     | 0.0 | 592.09    | 0.00                   | (592.09)    | 0.0 |
| Sewer Charges - Station 533      | 651130533 | 0.00   | 0.00                     | 0.00     | 0.0 | 339.87    | 0.00                   | (339.87)    | 0.0 |
| Sewer/Training Center            | 651135000 | 0.00   | 0.00                     | 0.00     | 0.0 | 574.98    | 0.00                   | (574.98)    | 0.0 |
| Sewer/Maintenance                | 651148000 | 0.00   | 0.00                     | 0.00     | 0.0 | 610.76    | 0.00                   | (610.76)    | 0.0 |
| Sanitation Charges               | 651210000 | 0.00   | 0.00                     | 0.00     | 0.0 | 1,347.99  | 0.00                   | (1,347.99)  | 0.0 |
| Sanitation / CRMD                | 651220000 | 0.00   | 0.00                     | 0.00     | 0.0 | 100.28    | 0.00                   | (100.28)    | 0.0 |
| Sanitation Charges               | 651230000 | 0.00   | 0.00                     | 0.00     | 0.0 | 43.78     | 0.00                   | (43.78)     | 0.0 |
| Sanitation Charges - Station 50  | 651230050 | 0.00   | 0.00                     | 0.00     | 0.0 | (8.82)    | 0.00                   | 8.82        | 0.0 |
| Sanitation Charges - Station 51  | 651230051 | 0.00   | 0.00                     | 0.00     | 0.0 | 493.52    | 0.00                   | (493.52)    | 0.0 |
| Sanitation Charges - Station 53  | 651230053 | 0.00   | 0.00                     | 0.00     | 0.0 | 438.50    | 0.00                   | (438.50)    | 0.0 |
| Sanitation Charges - Station 54  | 651230054 | 0.00   | 0.00                     | 0.00     | 0.0 | 388.30    | 0.00                   | (388.30)    | 0.0 |
| Sanitation Charges - Station 57  | 651230057 | 0.00   | 0.00                     | 0.00     | 0.0 | 388.30    | 0.00                   | (388.30)    | 0.0 |
| Sanitation Charges - Station 58  | 651230058 | 0.00   | 0.00                     | 0.00     | 0.0 | 104.78    | 0.00                   | (104.78)    | 0.0 |
| Sanitation Charges - Station 59  | 651230059 | 0.00   | 0.00                     | 0.00     | 0.0 | 95.85     | 0.00                   | (95.85)     | 0.0 |
| Sanitation Charges - Station 533 | 651230533 | 0.00   | 0.00                     | 0.00     | 0.0 | 417.95    | 0.00                   | (417.95)    | 0.0 |
| Sanitation/Training Center       | 651235000 | 0.00   | 0.00                     | 0.00     | 0.0 | 1,204.32  | 0.00                   | (1,204.32)  | 0.0 |
| Sanitation/Communications        | 651241000 | 0.00   | 0.00                     | 0.00     | 0.0 | 282.40    | 0.00                   | (282.40)    | 0.0 |
| Sanitation/Maintenance           | 651248000 | 0.00   | 0.00                     | 0.00     | 0.0 | 1,038.23  | 0.00                   | (1,038.23)  | 0.0 |
| Natural Gas                      | 652010000 | 0.00   | 0.00                     | 0.00     | 0.0 | 502.94    | 0.00                   | (502.94)    | 0.0 |
| Natural Gas - Station 51         | 652030051 | 0.00   | 0.00                     | 0.00     | 0.0 | 3,646.65  | 0.00                   | (3,646.65)  | 0.0 |
| Natural Gas - Station 53         | 652030053 | 0.00   | 0.00                     | 0.00     | 0.0 | 1,245.60  | 0.00                   | (1,245.60)  | 0.0 |

**CENTRAL YAVAPAI FIRE DISTRICT**  
**Income Statement**  
**(Original Budget to Actual Comparison)**  
**For the period of 11/1/2016 Through 11/30/2016**

|                                  | Account   | Actual | Current Period<br>Budget | Variance | %   | Actual    | Year To Date<br>Budget | Variance    | %   |
|----------------------------------|-----------|--------|--------------------------|----------|-----|-----------|------------------------|-------------|-----|
| Natural Gas - Station 58         | 652030058 | 0.00   | 0.00                     | 0.00     | 0.0 | 48.55     | 0.00                   | (48.55)     | 0.0 |
| Natural Gas - Station 59         | 652030059 | 0.00   | 0.00                     | 0.00     | 0.0 | 2,037.92  | 0.00                   | (2,037.92)  | 0.0 |
| Natural Gas - Station 533        | 652030533 | 0.00   | 0.00                     | 0.00     | 0.0 | 2,296.36  | 0.00                   | (2,296.36)  | 0.0 |
| Natural Gas/Maintenance          | 652048000 | 0.00   | 0.00                     | 0.00     | 0.0 | 3,197.31  | 0.00                   | (3,197.31)  | 0.0 |
| LPG                              | 653010000 | 0.00   | 0.00                     | 0.00     | 0.0 | 40,000.00 | 0.00                   | (40,000.00) | 0.0 |
| LPG - Station 51                 | 653030051 | 0.00   | 0.00                     | 0.00     | 0.0 | 47.99     | 0.00                   | (47.99)     | 0.0 |
| LPG - Station 56                 | 653030056 | 0.00   | 0.00                     | 0.00     | 0.0 | 649.00    | 0.00                   | (649.00)    | 0.0 |
| LPG - Station 57                 | 653030057 | 0.00   | 0.00                     | 0.00     | 0.0 | 431.00    | 0.00                   | (431.00)    | 0.0 |
| LPG - Station 59                 | 653030059 | 0.00   | 0.00                     | 0.00     | 0.0 | 10.98     | 0.00                   | (10.98)     | 0.0 |
| LPG/Training Center              | 653035000 | 0.00   | 0.00                     | 0.00     | 0.0 | 1,961.20  | 0.00                   | (1,961.20)  | 0.0 |
| LPG/Communications               | 653041000 | 0.00   | 0.00                     | 0.00     | 0.0 | 1,651.10  | 0.00                   | (1,651.10)  | 0.0 |
| Pest Control - Admin             | 653510000 | 0.00   | 0.00                     | 0.00     | 0.0 | 15.00     | 0.00                   | (15.00)     | 0.0 |
| Pest Control - CRMD              | 653520000 | 0.00   | 0.00                     | 0.00     | 0.0 | 7.80      | 0.00                   | (7.80)      | 0.0 |
| Pest Control - Station 51        | 653530051 | 0.00   | 0.00                     | 0.00     | 0.0 | 60.00     | 0.00                   | (60.00)     | 0.0 |
| Pest Control - Station 52        | 653530052 | 0.00   | 0.00                     | 0.00     | 0.0 | 20.00     | 0.00                   | (20.00)     | 0.0 |
| Pest Control - Station 53        | 653530053 | 0.00   | 0.00                     | 0.00     | 0.0 | 37.20     | 0.00                   | (37.20)     | 0.0 |
| Pest Control - Station 54        | 653530054 | 0.00   | 0.00                     | 0.00     | 0.0 | 40.00     | 0.00                   | (40.00)     | 0.0 |
| Pest Control - Station 56        | 653530056 | 0.00   | 0.00                     | 0.00     | 0.0 | 20.00     | 0.00                   | (20.00)     | 0.0 |
| Pest Control - Station 57        | 653530057 | 0.00   | 0.00                     | 0.00     | 0.0 | 20.00     | 0.00                   | (20.00)     | 0.0 |
| Pest Control - Station 59        | 653530059 | 0.00   | 0.00                     | 0.00     | 0.0 | 40.00     | 0.00                   | (40.00)     | 0.0 |
| Pest Control - Station 533       | 653530533 | 0.00   | 0.00                     | 0.00     | 0.0 | 40.00     | 0.00                   | (40.00)     | 0.0 |
| Pest Control - CYRTA             | 653535000 | 0.00   | 0.00                     | 0.00     | 0.0 | 90.00     | 0.00                   | (90.00)     | 0.0 |
| Pest Control - Communications    | 653541000 | 0.00   | 0.00                     | 0.00     | 0.0 | 30.00     | 0.00                   | (30.00)     | 0.0 |
| Pest Control                     | 653543000 | 0.00   | 0.00                     | 0.00     | 0.0 | (225.00)  | 0.00                   | 225.00      | 0.0 |
| Pest Control - Fleet Maintenance | 653548000 | 0.00   | 0.00                     | 0.00     | 0.0 | 70.00     | 0.00                   | (70.00)     | 0.0 |
| Pest Control - Warehouse         | 653549000 | 0.00   | 0.00                     | 0.00     | 0.0 | 60.00     | 0.00                   | (60.00)     | 0.0 |
| Water                            | 654010000 | 0.00   | 0.00                     | 0.00     | 0.0 | 317.00    | 0.00                   | (317.00)    | 0.0 |
| Water / CRMD                     | 654020000 | 0.00   | 0.00                     | 0.00     | 0.0 | 164.82    | 0.00                   | (164.82)    | 0.0 |
| Water - Station 51               | 654030051 | 0.00   | 0.00                     | 0.00     | 0.0 | 394.26    | 0.00                   | (394.26)    | 0.0 |
| Water - Station 52               | 654030052 | 0.00   | 0.00                     | 0.00     | 0.0 | 1,400.00  | 0.00                   | (1,400.00)  | 0.0 |
| Water - Station 53               | 654030053 | 0.00   | 0.00                     | 0.00     | 0.0 | 970.10    | 0.00                   | (970.10)    | 0.0 |
| Water - Station 58               | 654030058 | 0.00   | 0.00                     | 0.00     | 0.0 | 99.55     | 0.00                   | (99.55)     | 0.0 |
| Water - Station 59               | 654030059 | 0.00   | 0.00                     | 0.00     | 0.0 | 669.60    | 0.00                   | (669.60)    | 0.0 |
| Water - Station 533              | 654030533 | 0.00   | 0.00                     | 0.00     | 0.0 | 478.14    | 0.00                   | (478.14)    | 0.0 |
| Water/Training Center            | 654035000 | 0.00   | 0.00                     | 0.00     | 0.0 | 3,203.15  | 0.00                   | (3,203.15)  | 0.0 |
| Water/Maintenance                | 654048000 | 0.00   | 0.00                     | 0.00     | 0.0 | 519.27    | 0.00                   | (519.27)    | 0.0 |
| Hydrant Maintenance              | 655130000 | 0.00   | 0.00                     | 0.00     | 0.0 | 343.98    | 0.00                   | (343.98)    | 0.0 |
| Outside Repair Equip/Ops         | 658030000 | 0.00   | 0.00                     | 0.00     | 0.0 | 13,153.82 | 0.00                   | (13,153.82) | 0.0 |
| Outside Repair/Veh Maint Equip   | 658048000 | 0.00   | 0.00                     | 0.00     | 0.0 | 2,522.83  | 0.00                   | (2,522.83)  | 0.0 |

**CENTRAL YAVAPAI FIRE DISTRICT**  
Income Statement  
(Original Budget to Actual Comparison)  
For the period of 11/1/2016 Through 11/30/2016

|                                          | Account   | Actual            | Current Period<br>Budget | Variance            | %            | Actual              | Year To Date<br>Budget | Variance              | %               |
|------------------------------------------|-----------|-------------------|--------------------------|---------------------|--------------|---------------------|------------------------|-----------------------|-----------------|
| EMS Training                             | 658735000 | 0.00              | 0.00                     | 0.00                | 0.0          | 624.46              | 0.00                   | (624.46)              | 0.0             |
| CYFD Training Center Classes             | 658835000 | 0.00              | 0.00                     | 0.00                | 0.0          | 23,612.07           | 0.00                   | (23,612.07)           | 0.0             |
| CYFD Training Center Classes - Billable  | 658835350 | 0.00              | 0.00                     | 0.00                | 0.0          | 219.36              | 0.00                   | (219.36)              | 0.0             |
| State Fire School                        | 658935000 | 0.00              | 0.00                     | 0.00                | 0.0          | 1,847.61            | 0.00                   | (1,847.61)            | 0.0             |
| Training & Travel/Admin                  | 659010000 | 0.00              | 0.00                     | 0.00                | 0.0          | 4,751.37            | 0.00                   | (4,751.37)            | 0.0             |
| Training & Travel/CRMD                   | 659020000 | 0.00              | 0.00                     | 0.00                | 0.0          | 1,497.64            | 0.00                   | (1,497.64)            | 0.0             |
| Training & Travel/Ops                    | 659030000 | 0.00              | 0.00                     | 0.00                | 0.0          | 9,153.94            | 0.00                   | (9,153.94)            | 0.0             |
| Training & Travel/Ops - Honor Guard      | 659030540 | 0.00              | 0.00                     | 0.00                | 0.0          | 350.00              | 0.00                   | (350.00)              | 0.0             |
| Training & Travel/Ops - Pipes & Drums    | 659030541 | 0.00              | 0.00                     | 0.00                | 0.0          | 544.50              | 0.00                   | (544.50)              | 0.0             |
| Training & Travel/Training Center        | 659035000 | 0.00              | 0.00                     | 0.00                | 0.0          | 2,009.02            | 0.00                   | (2,009.02)            | 0.0             |
| Training & Travel / Special Ops Personne | 659035030 | 0.00              | 0.00                     | 0.00                | 0.0          | 1,832.83            | 0.00                   | (1,832.83)            | 0.0             |
| Training & Travel/Communications         | 659041000 | 0.00              | 0.00                     | 0.00                | 0.0          | 1,244.48            | 0.00                   | (1,244.48)            | 0.0             |
| Training & Travel/Maintenance            | 659048000 | 0.00              | 0.00                     | 0.00                | 0.0          | 434.00              | 0.00                   | (434.00)              | 0.0             |
| Books & Subscriptions / OPs              | 659135030 | 0.00              | 0.00                     | 0.00                | 0.0          | 246.97              | 0.00                   | (246.97)              | 0.0             |
| Books & Subscriptions / Training Center  | 659135035 | 0.00              | 0.00                     | 0.00                | 0.0          | 15.08               | 0.00                   | (15.08)               | 0.0             |
| Books & Subscriptions/Training Center    | 659135300 | 0.00              | 0.00                     | 0.00                | 0.0          | 97.57               | 0.00                   | (97.57)               | 0.0             |
| ACLS Recert/ALS CEU's                    | 659235000 | 0.00              | 0.00                     | 0.00                | 0.0          | 9,000.00            | 0.00                   | (9,000.00)            | 0.0             |
| ACLS Upgrade                             | 659335000 | 0.00              | 0.00                     | 0.00                | 0.0          | 3,021.06            | 0.00                   | (3,021.06)            | 0.0             |
| EMT Refresher Course                     | 659435000 | 0.00              | 0.00                     | 0.00                | 0.0          | 2,791.00            | 0.00                   | (2,791.00)            | 0.0             |
| Awards                                   | 659530000 | 0.00              | 0.00                     | 0.00                | 0.0          | 912.37              | 0.00                   | (912.37)              | 0.0             |
| College - Upper & Lower Division         | 659535000 | 0.00              | 0.00                     | 0.00                | 0.0          | 470.00              | 0.00                   | (470.00)              | 0.0             |
| Training & Travel/Ops/Conferences        | 659635000 | 0.00              | 0.00                     | 0.00                | 0.0          | 326.00              | 0.00                   | (326.00)              | 0.0             |
| Training/Ops/Program Managers            | 659735000 | 0.00              | 0.00                     | 0.00                | 0.0          | 2,086.44            | 0.00                   | (2,086.44)            | 0.0             |
| Wildland Travel & Training               | 659935000 | 0.00              | 0.00                     | 0.00                | 0.0          | 91.95               | 0.00                   | (91.95)               | 0.0             |
| Dues/Admin                               | 660010000 | 0.00              | 0.00                     | 0.00                | 0.0          | 3,216.80            | 0.00                   | (3,216.80)            | 0.0             |
| Dues/CRMD                                | 660020000 | 0.00              | 0.00                     | 0.00                | 0.0          | 1,038.00            | 0.00                   | (1,038.00)            | 0.0             |
| Dues/Operations                          | 660030000 | 0.00              | 0.00                     | 0.00                | 0.0          | 1,549.00            | 0.00                   | (1,549.00)            | 0.0             |
| Dues/Training Center                     | 660035000 | 0.00              | 0.00                     | 0.00                | 0.0          | 575.00              | 0.00                   | (575.00)              | 0.0             |
| Misc/Admin                               | 661010000 | 0.00              | 0.00                     | 0.00                | 0.0          | 2,861.76            | 0.00                   | (2,861.76)            | 0.0             |
| Misc/CRMD                                | 661020000 | 0.00              | 0.00                     | 0.00                | 0.0          | 211.17              | 0.00                   | (211.17)              | 0.0             |
| Misc/Operations                          | 661030000 | 0.00              | 0.00                     | 0.00                | 0.0          | 11,075.94           | 0.00                   | (11,075.94)           | 0.0             |
| Misc/Operations - Fire Rehab             | 661030491 | 0.00              | 0.00                     | 0.00                | 0.0          | 936.19              | 0.00                   | (936.19)              | 0.0             |
| Misc/Operations - Taxi Cab - Citizens    | 661030492 | 0.00              | 0.00                     | 0.00                | 0.0          | (20.85)             | 0.00                   | 20.85                 | 0.0             |
| Misc/Operations - Activities             | 661030494 | 0.00              | 0.00                     | 0.00                | 0.0          | 870.00              | 0.00                   | (870.00)              | 0.0             |
| Misc/Warehouse                           | 661049000 | 0.00              | 0.00                     | 0.00                | 0.0          | 150.73              | 0.00                   | (150.73)              | 0.0             |
| Misc - FEMA Grant - Rehab Equipment      | 661050006 | 0.00              | 0.00                     | 0.00                | 0.0          | 11,530.69           | 0.00                   | (11,530.69)           | 0.0             |
| Contract Services / Comm & IT            | 663041000 | 0.00              | 0.00                     | 0.00                | 0.0          | 10,707.18           | 0.00                   | (10,707.18)           | 0.0             |
| <b>Total Service Expenses</b>            |           | <b>\$9,591.98</b> | <b>\$0.00</b>            | <b>\$(9,591.98)</b> | <b>0.0 %</b> | <b>\$894,914.78</b> | <b>\$83,500.00</b>     | <b>\$(811,414.78)</b> | <b>(971.8)%</b> |

**CENTRAL YAVAPAI FIRE DISTRICT**  
Income Statement  
(Original Budget to Actual Comparison)  
For the period of 11/1/2016 Through 11/30/2016

|                                          | Account   | Actual                | Current Period<br>Budget | Variance                | %            | Actual                  | Year To Date<br>Budget | Variance                | %                 |
|------------------------------------------|-----------|-----------------------|--------------------------|-------------------------|--------------|-------------------------|------------------------|-------------------------|-------------------|
| <b><u>Capital Expenses</u></b>           |           |                       |                          |                         |              |                         |                        |                         |                   |
| Cap Outlay - Station 58                  | 772030058 | \$0.00                | \$0.00                   | \$0.00                  | 0.0 %        | \$406,080.31            | \$0.00                 | \$(406,080.31)          | 0.0 %             |
| Training Center Phase 2                  | 772035000 | 0.00                  | 0.00                     | 0.00                    | 0.0          | 1,595.02                | 0.00                   | (1,595.02)              | 0.0               |
| Training Center - Class A Burn Bldg.     | 772035702 | 0.00                  | 0.00                     | 0.00                    | 0.0          | 91,338.35               | 0.00                   | (91,338.35)             | 0.0               |
| Warehouse                                | 772049000 | 0.00                  | 0.00                     | 0.00                    | 0.0          | 104,266.23              | 0.00                   | (104,266.23)            | 0.0               |
| Cap Outlay - TC Phase 3 Non-Capital      | 772135000 | 0.00                  | 0.00                     | 0.00                    | 0.0          | 9,166.74                | 0.00                   | (9,166.74)              | 0.0               |
| Cap Outlay - Warehouse Non-Capital       | 772149000 | 0.00                  | 0.00                     | 0.00                    | 0.0          | 34,306.88               | 0.00                   | (34,306.88)             | 0.0               |
| Cap Outlay - Vehicles/Ops                | 773030000 | 0.00                  | 0.00                     | 0.00                    | 0.0          | 222,470.14              | 0.00                   | (222,470.14)            | 0.0               |
| Cap Outlay - Vehicles/Ops - Non-Capital  | 773130000 | 0.00                  | 0.00                     | 0.00                    | 0.0          | 77.46                   | 0.00                   | (77.46)                 | 0.0               |
| Cap Outlay - Equip/Ops                   | 774030000 | 0.00                  | 0.00                     | 0.00                    | 0.0          | 67,252.24               | 0.00                   | (67,252.24)             | 0.0               |
| Cap Outlay - Equip/Admin Non-Inventory   | 774110000 | 0.00                  | 0.00                     | 0.00                    | 0.0          | 10,201.30               | 0.00                   | (10,201.30)             | 0.0               |
| Cap Outlay - Equip/Ops Non-Inventory     | 774130000 | 0.00                  | 0.00                     | 0.00                    | 0.0          | 17,632.20               | 0.00                   | (17,632.20)             | 0.0               |
| Cap Outlay - Equip/Ops Stn 58 Non-Inv    | 774130058 | 0.00                  | 0.00                     | 0.00                    | 0.0          | 15,926.68               | 0.00                   | (15,926.68)             | 0.0               |
| FEMA - Fire Act Grant - Life Pack's      | 774550006 | 0.00                  | 0.00                     | 0.00                    | 0.0          | 12,070.51               | 0.00                   | (12,070.51)             | 0.0               |
| Cap Outlay - Comm Equip                  | 775041000 | 0.00                  | 0.00                     | 0.00                    | 0.0          | 108,097.20              | 0.00                   | (108,097.20)            | 0.0               |
| Cap Outlay - Comm Equip St 58            | 775041058 | 0.00                  | 0.00                     | 0.00                    | 0.0          | 13,114.48               | 0.00                   | (13,114.48)             | 0.0               |
| Cap Outlay - Comm - Glassford Hill Tower | 775041701 | 0.00                  | 0.00                     | 0.00                    | 0.0          | 1,000.00                | 0.00                   | (1,000.00)              | 0.0               |
| Cap Outlay - Comm Equip/Ops Non-Capital  | 775141000 | 0.00                  | 0.00                     | 0.00                    | 0.0          | 24,744.91               | 0.00                   | (24,744.91)             | 0.0               |
| Cap Outlay - Comm Tower Eq St58          | 775241058 | 0.00                  | 0.00                     | 0.00                    | 0.0          | 36,887.38               | 0.00                   | (36,887.38)             | 0.0               |
| <b>Total Capital Expenses</b>            |           | <b>\$0.00</b>         | <b>\$0.00</b>            | <b>\$0.00</b>           | <b>0.0 %</b> | <b>\$1,176,228.03</b>   | <b>\$0.00</b>          | <b>\$(1,176,228.03)</b> | <b>0.0 %</b>      |
| <b>Total Expenses</b>                    |           | <b>\$3,686,137.78</b> |                          | <b>\$(3,686,137.78)</b> |              | <b>\$22,501,974.41</b>  | <b>\$14,533,133.00</b> | <b>\$(7,968,841.41)</b> | <b>(54.8)%</b>    |
| <b>Income (Loss) from Operations</b>     |           | <b>\$(455,680.36)</b> | <b>\$0.00</b>            | <b>\$(455,680.36)</b>   | <b>0.0 %</b> | <b>\$(2,139,140.33)</b> | <b>\$0.00</b>          | <b>\$(2,139,140.33)</b> | <b>0.0 %</b>      |
| <b><u>Contingency</u></b>                |           |                       |                          |                         |              |                         |                        |                         |                   |
| Funded Contingency/Admin                 | 780010000 | \$0.00                | \$0.00                   | \$0.00                  | 0.0 %        | \$0.00                  | \$(20,000.00)          | \$20,000.00             | 100.0 %           |
| <b>Total Contingency</b>                 |           | <b>\$0.00</b>         | <b>\$0.00</b>            | <b>\$0.00</b>           | <b>0.0 %</b> | <b>\$0.00</b>           | <b>\$(20,000.00)</b>   | <b>\$20,000.00</b>      | <b>100.0 %</b>    |
| <b>Net Income (Loss)</b>                 |           | <b>\$(455,680.36)</b> | <b>\$0.00</b>            | <b>\$(455,680.36)</b>   | <b>0.0 %</b> | <b>\$(2,139,140.33)</b> | <b>\$(20,000.00)</b>   | <b>\$(2,119,140.33)</b> | <b>(10595.7)%</b> |

12/12/16  
3:00:52 PM

**CENTRAL YAVAPAI FIRE DISTRICT**  
Balance Sheet  
As of 11/30/2016

**Assets**

**Current Assets**

|                                |                |                 |
|--------------------------------|----------------|-----------------|
| Cash with Yavapai County       | \$8,211,145.31 |                 |
| Capital Reserve Fund           | 2,440,112.49   |                 |
| Taxes Receivable               | 271,506.89     |                 |
| Other Receivables              | (80,675.03)    |                 |
| Misc. Receivables              | 510,211.28     |                 |
| Pre-Paid PRCC - Capital Needs  | 8,333.30       |                 |
| Retiree / Insurance Receivable | 9,459.52       |                 |
| Due from Fiduciary Fund        | (25,000.00)    |                 |
| Total Current Assets           |                | \$11,345,093.76 |

**Total Assets**

\$11,345,093.76

**Liabilities and Net Assets**

**Current Liabilities**

|                                         |                |              |
|-----------------------------------------|----------------|--------------|
| Accounts Payable                        | \$(125,837.31) |              |
| Accrued Wages                           | (105,378.37)   |              |
| Accrued Payroll Expenses                | (18,924.90)    |              |
| Employee Retirement Gift Fund           | 192.50         |              |
| Credit Card                             | (1,167.00)     |              |
| Federal Tax Withheld                    | 35,527.44      |              |
| State Tax Withheld                      | 9,175.03       |              |
| PSPRS Withheld                          | 20,371.46      |              |
| State Retirement Withheld               | (2,579.04)     |              |
| State Retirement Service Purch 1        | 534.26         |              |
| Vol. Pension & Relief Withheld          | 242.80         |              |
| Social Security Withheld                | 4,382.33       |              |
| Medicare Tax Withheld                   | 8,809.14       |              |
| Union Dues Withheld                     | 1,763.44       |              |
| Health Insurance Withheld               | (4,238.22)     |              |
| Dental Insurance Withheld               | (573.96)       |              |
| HSA Savings Withheld                    | 5,951.17       |              |
| ROTH IRA                                | 658.27         |              |
| Supplemental Insurance Withheld         | 247.28         |              |
| Security Benefit Group - Loan           | 2,782.96       |              |
| Def Comp - Security Benefit Group       | 7,903.67       |              |
| Def Comp 401A                           | 16,777.24      |              |
| Deferred Compensation                   | 3,191.31       |              |
| Support/Wage Garnishments               | 2,129.55       |              |
| CYRTA - Test Fee's Payable              | (550.00)       |              |
| Deferred Revenue                        | 445,272.00     |              |
| Deferred Revenue & Charges for Services | 565,234.00     |              |
| Total Current Liabilities               |                | \$871,897.05 |

**Total Liabilities**

\$871,897.05

**Net Assets**

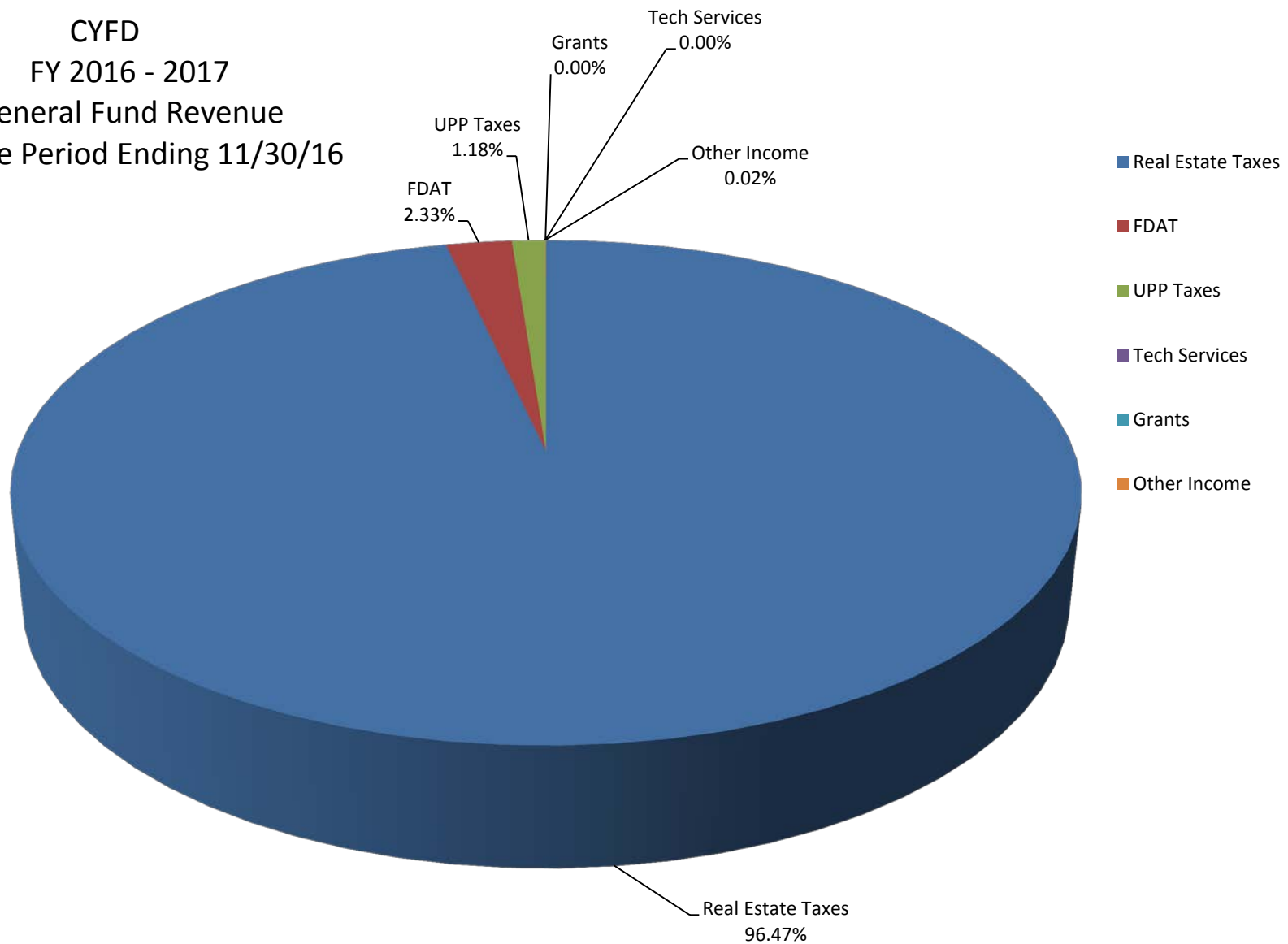
|                                  |                 |                        |
|----------------------------------|-----------------|------------------------|
| Fund Balance                     | \$12,612,337.04 |                        |
| Current Year Net Assets          | (2,139,140.33)  |                        |
| Total Net Assets                 |                 | 10,473,196.71          |
| Total Liabilities and Net Assets |                 | <u>\$11,345,093.76</u> |

**CENTRAL YAVAPAI FIRE DISTRICT****REVENUE**

|                   | Current<br>Month Revenue | YTD<br>Budget |        |
|-------------------|--------------------------|---------------|--------|
| Real Estate Taxes | \$ 3,116,363             | \$ 14,116,233 | 96.47  |
| FDAT              | \$ 75,219                | \$ 313,900    | 2.33   |
| UPP Taxes         | \$ 37,995                | \$ -          | 1.18   |
| Tech Services     | \$ -                     | \$ 38,000     | 0.00   |
| Grants            | \$ -                     | \$ 65,000     | 0.00   |
| Other Income      | \$ 879                   | \$ -          | 0.02   |
|                   | \$ 3,230,456             | \$ 14,533,133 | 100.00 |



CYFD  
FY 2016 - 2017  
General Fund Revenue  
For the Period Ending 11/30/16

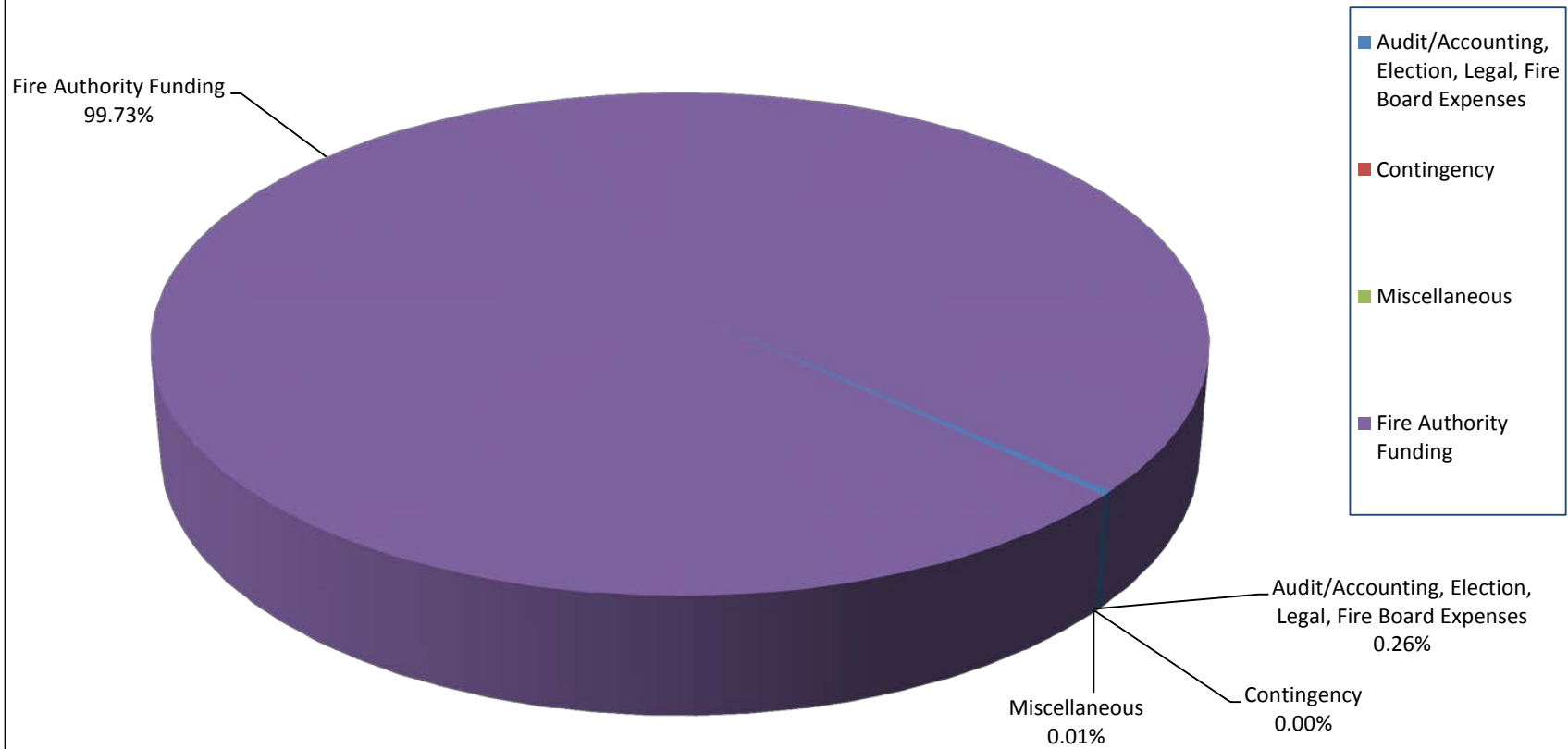


# CENTRAL YAVAPAI FIRE DISTRICT

## EXPENSES

|                                                              | Current Month<br>Actual | YTD Budget    |        |
|--------------------------------------------------------------|-------------------------|---------------|--------|
| Audit/Accounting,<br>Election, Legal, Fire<br>Board Expenses | \$ 9,592                | \$ 83,500     | 0.26   |
| Contingency                                                  | \$ -                    | \$ -          | 0.00   |
| Miscellaneous                                                | \$ 216                  |               | 0.01   |
| Fire Authority<br>Funding                                    | \$ 3,676,329            | \$ 14,449,633 | 99.73  |
|                                                              | \$ 3,686,138            | \$ 14,533,133 | 100.00 |

CYFD  
FY 2016 - 2017  
General Fund Expenditures  
For the Period Ending 11/30/16



**Central Yavapai Fire District**  
**General Fund Tax Collection Information**

|             | FY 04-05    | FY 05-06    | FY 06-07    | FY 07-08     | FY 08-09     | FY 09-10     | FY 10-11     | FY 11-12     | FY 12-13     | FY 13-14     | FY 14-15     | FY 15-16     | FY 16-17     |
|-------------|-------------|-------------|-------------|--------------|--------------|--------------|--------------|--------------|--------------|--------------|--------------|--------------|--------------|
| Total Levy  | \$6,913,768 | \$8,081,850 | \$9,436,030 | \$11,846,174 | \$13,463,373 | \$13,408,327 | \$13,409,077 | \$12,030,906 | \$11,565,704 | \$11,463,180 | \$12,355,859 | \$13,284,318 | \$14,116,233 |
| Month       | Collected   | Collected   | Collected   | Collected    | Collected    | Collected    | Collected    | Collected    | Collected    | Collected    | Collected    | Collected    | Collected    |
| July        | \$90,827    | \$96,915    | \$83,783    | \$87,156     | \$110,039    | \$132,171    | \$160,816    | \$97,118     | \$98,218     | \$49,130     | \$52,496     | \$78,757     | \$50,468     |
| %           | 1.8561%     | 1.9390%     | 1.1706%     | 1.3917%      | 0.8173%      | 0.986%       | 1.199%       | 0.807%       | 0.849%       | 0.429%       | 0.425%       | 0.593%       | 0.358%       |
| % To Date   | 1.8561%     | 1.9390%     | 1.1706%     | 1.3917%      | 0.8173%      | 0.9857%      | 1.1993%      | 0.8072%      | 0.8492%      | 0.4286%      | 0.4249%      | 0.5929%      | 0.3575%      |
| August      | \$19,394    | \$33,539    | \$29,902    | \$29,493     | \$43,363     | \$54,230     | \$67,211     | \$67,725     | \$53,505     | \$31,390     | \$16,334     | \$33,291     | \$26,519     |
| %           | 0.8204%     | 0.4024%     | 0.3082%     | 0.3634%      | 0.3221%      | 0.404%       | 0.501%       | 0.563%       | 0.463%       | 0.274%       | 0.132%       | 0.251%       | 0.188%       |
| % To Date   | 2.6765%     | 2.3414%     | 1.4788%     | 1.7551%      | 1.1394%      | 1.3902%      | 1.7005%      | 1.3702%      | 1.3118%      | 0.7024%      | 0.5571%      | 0.8435%      | 0.5454%      |
| September   | \$539,210   | \$70,431    | \$177,924   | \$43,626     | \$107,451    | \$54,153     | \$117,450    | \$77,250     | \$838,823    | \$648,107    | \$1,095,501  | \$1,245,953  | \$789,429    |
| %           | 0.6101%     | 1.9306%     | 3.9653%     | 0.4126%      | 0.7981%      | 0.404%       | 0.876%       | 0.642%       | 7.253%       | 5.654%       | 8.866%       | 9.379%       | 5.592%       |
| % To Date   | 3.2866%     | 4.2720%     | 5.4411%     | 2.1677%      | 1.9375%      | 1.7941%      | 2.5764%      | 2.0123%      | 8.5645%      | 6.3562%      | 9.4233%      | 10.2226%     | 6.1377%      |
| October     | \$1,927,176 | \$2,875,353 | \$3,215,840 | \$4,532,443  | \$5,218,751  | \$4,889,830  | \$4,830,888  | \$3,857,770  | \$4,051,242  | \$3,652,128  | \$4,537,288  | \$4,753,774  | \$3,589,494  |
| %           | 29.4660%    | 34.7343%    | 32.5873%    | 37.6731%     | 38.763%      | 36.469%      | 36.027%      | 32.065%      | 35.028%      | 31.860%      | 36.722%      | 35.785%      | 25.428%      |
| % To Date   | 32.7526%    | 39.0064%    | 38.0313%    | 39.8408%     | 40.7001%     | 38.2627%     | 38.6034%     | 34.0777%     | 43.5926%     | 38.2159%     | 46.1451%     | 46.0074%     | 31.5659%     |
| November    | \$1,286,650 | \$1,314,493 | \$1,569,999 | \$1,445,614  | \$1,464,437  | \$1,810,813  | \$1,771,286  | \$2,173,940  | \$1,136,001  | \$1,662,046  | \$776,001    | \$1,053,509  | \$3,154,358  |
| %           | 23.1259%    | 17.1466%    | 17.5005%    | 16.1786%     | 10.877%      | 13.505%      | 13.210%      | 18.070%      | 9.822%       | 14.499%      | 6.280%       | 7.930%       | 22.346%      |
| % To Date   | 55.8785%    | 56.1530%    | 55.5318%    | 56.0194%     | 51.5773%     | 51.7678%     | 51.8130%     | 52.1474%     | 53.4147%     | 52.7149%     | 52.4255%     | 53.9379%     | 53.9115%     |
| December    | \$196,952   | \$436,441   | \$487,646   | \$518,402    | \$653,937    | \$804,068    | \$703,572    | \$598,094    | \$657,523    | \$682,390    | \$822,849    | \$847,617    | \$0          |
| %           | 2.8328%     | 2.8396%     | 2.8162%     | 3.2900%      | 4.8572%      | 5.9968%      | 5.2470%      | 4.9713%      | 5.6851%      | 5.9529%      | 6.6596%      | 6.3806%      | 0.0000%      |
| % To Date   | 58.7113%    | 58.9926%    | 58.3480%    | 59.3094%     | 56.4344%     | 57.7646%     | 57.0600%     | 57.1187%     | 59.0998%     | 58.6678%     | 59.0851%     | 60.3185%     | 53.9115%     |
| January     | \$144,098   | \$182,929   | \$233,164   | \$418,982    | \$429,557    | \$418,693    | \$440,523    | \$471,527    | \$316,971    | \$345,369    | \$323,603    | \$302,609    | \$0          |
| %           | 2.5007%     | 2.0818%     | 1.4652%     | 1.4671%      | 3.1906%      | 3.1226%      | 3.2853%      | 3.9193%      | 2.7406%      | 3.0129%      | 2.6190%      | 2.2779%      | 0.0000%      |
| % To Date   | 61.2120%    | 61.0744%    | 59.8132%    | 60.7765%     | 59.6250%     | 60.8872%     | 60.3453%     | 61.0380%     | 61.8405%     | 61.6806%     | 61.7041%     | 62.5964%     | 53.9115%     |
| February    | \$97,852    | \$263,264   | \$278,975   | \$364,994    | \$418,260    | \$491,337    | \$579,652    | \$452,569    | \$404,624    | \$354,364    | \$337,873    | \$351,342    | \$0          |
| %           | 2.5771%     | 1.7459%     | 1.8239%     | 1.6772%      | 3.1067%      | 3.6644%      | 4.3228%      | 3.7617%      | 3.4985%      | 3.0913%      | 2.7345%      | 2.6448%      | 0.0000%      |
| % To Date   | 63.7891%    | 62.8203%    | 61.6371%    | 62.4537%     | 62.7317%     | 64.5516%     | 64.6681%     | 64.7997%     | 65.3389%     | 64.7719%     | 64.4386%     | 65.2412%     | 53.9115%     |
| March       | \$154,631   | \$371,324   | \$361,669   | \$535,404    | \$589,848    | \$622,420    | \$585,713    | \$469,035    | \$388,803    | \$444,942    | \$486,368    | \$526,700    | \$0          |
| %           | 2.2141%     | 2.0772%     | 2.2658%     | 2.2945%      | 4.3811%      | 4.6420%      | 4.3680%      | 3.8986%      | 3.3617%      | 3.8815%      | 3.9363%      | 3.9648%      | 0.0000%      |
| % To Date   | 66.0032%    | 64.8975%    | 63.9029%    | 64.7482%     | 67.1128%     | 69.1937%     | 69.0361%     | 68.6983%     | 68.7006%     | 68.6534%     | 68.3749%     | 69.2061%     | 53.9115%     |
| April       | \$1,458,917 | \$1,771,951 | \$2,150,211 | \$2,612,277  | \$3,055,585  | \$3,015,293  | \$3,016,004  | \$2,866,023  | \$2,744,532  | \$2,658,334  | \$3,204,400  | \$3,444,316  | \$0          |
| %           | 21.1757%    | 18.1462%    | 21.9855%    | 18.9281%     | 22.6955%     | 22.4882%     | 22.4923%     | 23.8222%     | 23.7299%     | 23.1902%     | 25.9343%     | 25.9277%     | 0.0000%      |
| % To Date   | 87.1789%    | 83.0437%    | 85.8884%    | 83.6763%     | 89.8083%     | 91.6819%     | 91.5284%     | 92.5205%     | 92.4305%     | 91.8436%     | 94.3092%     | 95.1337%     | 53.9115%     |
| May         | \$831,445   | \$488,790   | \$577,825   | \$793,414    | \$879,374    | \$916,959    | \$947,777    | \$798,148    | \$740,157    | \$716,914    | \$380,081    | \$416,552    | \$0          |
| %           | 11.3797%    | 14.9929%    | 10.8976%    | 14.6802%     | 6.5316%      | 6.8387%      | 7.0682%      | 6.6341%      | 6.3996%      | 6.2541%      | 3.0761%      | 3.1357%      | 0.0000%      |
| % To Date   | 98.5586%    | 98.0365%    | 96.7860%    | 98.3565%     | 96.3399%     | 98.5206%     | 98.5966%     | 99.1546%     | 98.8301%     | 98.0977%     | 97.3853%     | 98.2694%     | 53.9115%     |
| June        | \$114,278   | \$116,499   | \$159,436   | \$136,155    | \$145,703    | \$170,884    | \$174,933    | \$177,193    | \$161,596    | \$161,606    | \$181,986    | \$200,523    | \$0          |
| %           | 0.9877%     | 1.7911%     | 2.0166%     | 1.3217%      | 1.0822%      | 1.2745%      | 1.3046%      | 1.4728%      | 1.3972%      | 1.4098%      | 1.4729%      | 1.5095%      | 0.0000%      |
| % To Date   | 99.5463%    | 99.8277%    | 98.8026%    | 99.6782%     | 97.4221%     | 99.7951%     | 99.9012%     | 100.6274%    | 100.2273%    | 99.5075%     | 98.8582%     | 99.7789%     | 53.9115%     |
| TOTALS      | \$6,310,280 | \$7,110,845 | \$8,354,861 | \$10,038,188 | \$13,116,306 | \$13,380,852 | \$13,395,823 | \$12,106,390 | \$11,591,996 | \$11,406,720 | \$12,214,780 | \$13,254,943 | \$7,610,269  |
| Delinquency | 0.4537%     | 0.1723%     | 1.1974%     | 0.3218%      | 2.5779%      | 0.2049%      | 0.0988%      | -0.6274%     | -0.2273%     | 0.4925%      | 1.1418%      | 0.2211%      | 46.0885%     |

**Central Yavapai Fire District  
FDAT Collection Information**

| Total Levy<br>Month | FY 04-05<br>\$300,000<br>Collected | FY 05-06<br>\$300,000<br>Collected | FY 06-07<br>\$300,000<br>Collected | FY 07-08<br>\$300,000<br>Collected | FY 08-09<br>\$300,000<br>Collected | FY 09-10<br>\$300,000<br>Collected | FY 10-11<br>\$300,000<br>Collected | FY 11-12<br>\$300,000<br>Collected | FY 12-13<br>\$338,000<br>Collected | FY 13-14<br>\$309,352<br>Collected | FY 14-15<br>\$313,900<br>Collected | FY 15-16<br>\$313,900<br>Collected | FY 16-17<br>\$313,900<br>Collected |
|---------------------|------------------------------------|------------------------------------|------------------------------------|------------------------------------|------------------------------------|------------------------------------|------------------------------------|------------------------------------|------------------------------------|------------------------------------|------------------------------------|------------------------------------|------------------------------------|
| July                | \$4,703                            | \$4,168                            | \$2,975                            | \$2,464                            | \$1,301                            | \$3,143                            | \$3,697                            | \$2,595                            | \$3,064                            | \$1,979                            | \$1,836                            | \$2,501                            | \$1,423                            |
| %                   | 2.1203%                            | -0.8239%                           | 5.0433%                            | 2.0287%                            | 0.4338%                            | 1.048%                             | 1.232%                             | 0.865%                             | 0.907%                             | 0.640%                             | 0.585%                             | 0.797%                             | 0.453%                             |
| % To Date           | 2.1203%                            | -0.8239%                           | 5.0433%                            | 2.0287%                            | 0.4338%                            | 1.0476%                            | 1.2324%                            | 0.8651%                            | 0.9066%                            | 0.6398%                            | 0.5848%                            | 0.7966%                            | 0.4533%                            |
| August              | \$1,604                            | \$1,731                            | \$1,333                            | \$1,258                            | \$1,226                            | \$1,248                            | \$1,915                            | \$1,736                            | \$1,536                            | \$902                              | \$823                              | \$1,456                            | \$661                              |
| %                   | 1.0461%                            | 0.6483%                            | 0.4096%                            | 0.4382%                            | 0.4085%                            | 0.416%                             | 0.638%                             | 0.579%                             | 0.455%                             | 0.291%                             | 0.262%                             | 0.464%                             | 0.211%                             |
| % To Date           | 3.1664%                            | -0.1756%                           | 5.4529%                            | 2.4669%                            | 0.8423%                            | 1.4636%                            | 1.8709%                            | 1.4439%                            | 1.3611%                            | 0.9312%                            | 0.8471%                            | 1.2606%                            | 0.6638%                            |
| September           | \$21,474                           | \$1,724                            | \$2,051                            | \$868                              | \$1,745                            | \$1,257                            | \$2,388                            | \$1,448                            | \$19,621                           | \$15,016                           | \$25,478                           | \$26,332                           | \$8,777                            |
| %                   | 0.5869%                            | 0.9866%                            | 0.0000%                            | 0.3293%                            | 0.582%                             | 0.419%                             | 0.796%                             | 0.483%                             | 5.805%                             | 4.854%                             | 8.117%                             | 8.389%                             | 2.796%                             |
| % To Date           | 3.7533%                            | 0.8109%                            | 5.4529%                            | 2.7962%                            | 1.4240%                            | 1.8825%                            | 2.6670%                            | 1.9266%                            | 7.1662%                            | 5.7853%                            | 8.9637%                            | 9.6492%                            | 3.4600%                            |
| October             | \$82,848                           | \$96,135                           | \$102,106                          | \$97,685                           | \$101,806                          | \$99,555                           | \$96,016                           | \$93,006                           | \$101,218                          | \$95,055                           | \$78,715                           | \$97,909                           | \$86,411                           |
| %                   | 28.7499%                           | 29.9224%                           | 26.7685%                           | 33.8371%                           | 33.9354%                           | 33.185%                            | 32.005%                            | 31.002%                            | 29.946%                            | 30.727%                            | 25.076%                            | 31.191%                            | 27.528%                            |
| % To Date           | 32.5032%                           | 30.7333%                           | 32.2214%                           | 36.6333%                           | 35.3594%                           | 35.0674%                           | 34.6725%                           | 32.9286%                           | 37.1125%                           | 36.5125%                           | 34.0402%                           | 40.8405%                           | 30.9882%                           |
| November            | \$62,790                           | \$59,803                           | \$55,973                           | \$56,540                           | \$50,916                           | \$52,928                           | \$50,646                           | \$59,997                           | \$53,327                           | \$50,582                           | \$58,108                           | \$43,410                           | \$75,219                           |
| %                   | 26.5042%                           | 22.8299%                           | 24.3841%                           | 20.2237%                           | 16.9722%                           | 17.6426%                           | 16.8819%                           | 19.9989%                           | 15.7772%                           | 16.3508%                           | 18.5116%                           | 13.8292%                           | 23.9628%                           |
| % To Date           | 59.0074%                           | 53.5633%                           | 56.6055%                           | 56.8570%                           | 52.3315%                           | 52.7100%                           | 51.5544%                           | 52.9274%                           | 52.8897%                           | 52.8633%                           | 52.5518%                           | 54.6697%                           | 54.9510%                           |
| December            | \$8,615                            | \$18,356                           | \$14,523                           | \$14,149                           | \$14,552                           | \$17,550                           | \$19,555                           | \$15,865                           | \$18,751                           | \$17,866                           | \$19,303                           | \$20,201                           | \$0                                |
| %                   | 2.6880%                            | 3.1634%                            | 3.0781%                            | 3.4052%                            | 4.8505%                            | 5.8501%                            | 6.5184%                            | 5.2883%                            | 5.5476%                            | 5.7753%                            | 6.1494%                            | 6.4354%                            | 0.0000%                            |
| % To Date           | 61.6954%                           | 56.7267%                           | 59.6835%                           | 60.2621%                           | 57.1821%                           | 58.5602%                           | 58.0728%                           | 58.2157%                           | 58.4373%                           | 58.6386%                           | 58.7012%                           | 61.1051%                           | 54.9510%                           |
| January             | \$8,021                            | \$9,532                            | \$9,359                            | \$12,416                           | \$11,850                           | \$12,187                           | \$11,920                           | \$12,904                           | \$12,073                           | \$20,052                           | \$11,243                           | \$10,565                           | \$0                                |
| %                   | 3.2227%                            | 2.4080%                            | 2.3099%                            | 2.0084%                            | 3.9501%                            | 4.0624%                            | 3.9733%                            | 4.3013%                            | 3.5719%                            | 6.4819%                            | 3.5817%                            | 3.3658%                            | 0.0000%                            |
| % To Date           | 64.9180%                           | 59.1347%                           | 61.9934%                           | 62.2705%                           | 61.1321%                           | 62.6225%                           | 62.0461%                           | 62.5170%                           | 62.0092%                           | 65.1205%                           | 62.2829%                           | 64.4709%                           | 54.9510%                           |
| February            | \$4,527                            | \$7,787                            | \$9,793                            | \$10,562                           | \$9,794                            | \$11,387                           | \$10,332                           | \$10,894                           | \$11,450                           | \$8,863                            | \$7,979                            | \$7,946                            | \$0                                |
| %                   | 2.8210%                            | 1.9308%                            | 1.8404%                            | 2.4433%                            | 3.265%                             | 3.796%                             | 3.444%                             | 3.631%                             | 3.388%                             | 2.865%                             | 2.542%                             | 2.531%                             | 0.000%                             |
| % To Date           | 67.7390%                           | 61.0655%                           | 63.8338%                           | 64.7138%                           | 64.3968%                           | 66.4183%                           | 65.4902%                           | 66.1482%                           | 65.3968%                           | 67.9857%                           | 64.8248%                           | 67.0023%                           | 54.9510%                           |
| March               | \$5,620                            | \$16,226                           | \$12,337                           | \$12,305                           | \$12,699                           | \$13,595                           | \$14,808                           | \$12,280                           | \$11,003                           | \$10,149                           | \$12,656                           | \$12,018                           | \$0                                |
| %                   | 2.2914%                            | 1.4983%                            | 1.9114%                            | 2.0156%                            | 4.2329%                            | 4.5315%                            | 4.9361%                            | 4.0932%                            | 3.2554%                            | 3.2808%                            | 4.0319%                            | 3.8284%                            | 0.0000%                            |
| % To Date           | 70.0304%                           | 62.5638%                           | 65.7452%                           | 66.7294%                           | 68.6297%                           | 70.9498%                           | 70.4262%                           | 70.2414%                           | 68.6522%                           | 71.2665%                           | 68.8567%                           | 70.8307%                           | 54.9510%                           |
| April               | \$51,786                           | \$45,356                           | \$45,679                           | \$33,339                           | \$39,613                           | \$55,561                           | \$57,997                           | \$43,738                           | \$56,579                           | \$58,042                           | \$65,056                           | \$35,416                           | \$0                                |
| %                   | 17.9575%                           | 14.3693%                           | 16.6549%                           | 17.3709%                           | 13.2045%                           | 18.5203%                           | 19.3324%                           | 14.5794%                           | 16.7394%                           | 18.7624%                           | 20.7249%                           | 11.2825%                           | 0.0000%                            |
| % To Date           | 87.9878%                           | 76.9331%                           | 82.4001%                           | 84.1002%                           | 81.8342%                           | 89.4701%                           | 89.7587%                           | 84.8208%                           | 85.3916%                           | 90.0289%                           | 89.5816%                           | 82.1132%                           | 54.9510%                           |
| May                 | \$43,885                           | \$34,199                           | \$37,793                           | \$50,251                           | \$44,834                           | \$31,295                           | \$25,244                           | \$44,155                           | \$43,984                           | \$31,386                           | \$22,095                           | \$51,376                           | \$0                                |
| %                   | 13.5009%                           | 18.7327%                           | 15.3767%                           | 15.0484%                           | 14.9446%                           | 10.4317%                           | 8.4146%                            | 14.7184%                           | 13.0130%                           | 10.1458%                           | 7.0389%                            | 16.3671%                           | 0.0000%                            |
| % To Date           | 101.4887%                          | 95.6658%                           | 97.7768%                           | 99.1487%                           | 96.7788%                           | 99.9019%                           | 98.1733%                           | 99.5391%                           | 98.4046%                           | 100.1747%                          | 96.6206%                           | 98.4803%                           | 54.9510%                           |
| June                | \$4,629                            | \$3,699                            | \$4,194                            | \$3,396                            | \$3,537                            | \$3,134                            | \$4,100                            | \$4,540                            | \$5,694                            | \$4,028                            | \$4,150                            | \$6,266                            | \$0                                |
| %                   | 0.9351%                            | 1.7492%                            | 1.8785%                            | 1.4651%                            | 1.1790%                            | 1.0447%                            | 1.3665%                            | 1.5132%                            | 1.6847%                            | 1.3019%                            | 1.3221%                            | 1.9962%                            | 0.0000%                            |
| % To Date           | 102.4238%                          | 97.4149%                           | 99.6553%                           | 100.6138%                          | 97.9578%                           | 100.9465%                          | 99.5398%                           | 101.0524%                          | 100.0894%                          | 101.4767%                          | 97.9427%                           | 100.4765%                          | 54.9510%                           |
| TOTALS              | \$307,271                          | \$292,245                          | \$298,966                          | \$301,841                          | \$293,873                          | \$302,840                          | \$298,619                          | \$303,157                          | \$338,302                          | \$313,920                          | \$307,442                          | \$315,396                          | \$172,491                          |
| Delinquency         | -2.4238%                           | 2.5851%                            | 0.3447%                            | -0.6138%                           | 2.0422%                            | -0.9465%                           | 0.4602%                            | -1.0524%                           | -0.0894%                           | -1.4767%                           | 2.0573%                            | -0.4765%                           | 45.0490%                           |



## 2016 - 2017 Cash Flow by Month : December Board Meeting

|                                                              | Actual           |                  |                  |                  |                  | Projected        |                  |                  |                  |                  |                  |                  |
|--------------------------------------------------------------|------------------|------------------|------------------|------------------|------------------|------------------|------------------|------------------|------------------|------------------|------------------|------------------|
|                                                              | July             | Aug.             | Sept.            | Oct.             | Nov.             | Dec.             | Jan.             | Feb.             | March            | April            | May              | June             |
| <b>Revenues:</b>                                             |                  |                  |                  |                  |                  |                  |                  |                  |                  |                  |                  |                  |
| Property Taxes                                               | 50,468           | 26,519           | 789,429          | 3,589,494        | 3,154,358        | 1,176,353        | 1,176,353        | 1,176,353        | 1,176,353        | 1,176,353        | 1,176,353        | 1,176,353        |
| FDAT                                                         | 1,423            | 661              | 8,777            | 86,411           | 75,219           | 26,158           | 26,158           | 26,158           | 26,158           | 26,158           | 26,158           | 26,158           |
| Fee for Service                                              | 24,503           | -                | -                | -                | -                | 3,167            | 3,167            | 3,167            | 3,167            | 3,167            | 3,167            | 3,167            |
| Interest Income                                              | 1,070            | 457              | 539              | -                | 880              | -                | -                | -                | -                | -                | -                | -                |
| Grants                                                       | -                | -                | -                | -                | -                | 5,417            | 5,417            | 5,417            | 5,417            | 5,417            | 5,417            | 5,417            |
| Miscellaneous Non Levy                                       | 28,631           | -                | -                | 425              | -                | -                | -                | -                | -                | -                | -                | -                |
| <b>RevenueTotals:</b>                                        | <b>106,095</b>   | <b>27,637</b>    | <b>798,746</b>   | <b>3,676,330</b> | <b>3,230,457</b> | <b>1,211,094</b> | <b>1,211,094</b> | <b>1,211,094</b> | <b>1,211,094</b> | <b>1,211,094</b> | <b>1,211,094</b> | <b>1,211,094</b> |
| <b>Expenditures:</b>                                         |                  |                  |                  |                  |                  |                  |                  |                  |                  |                  |                  |                  |
| Audit/Accounting,<br>Election, Legal,<br>Fire Board Expenses | -                | 3,798            | -                | 10,913           | 9,592            | 6,958            | 6,958            | 6,958            | 6,958            | 6,958            | 6,958            | 6,958            |
| Fire Authority Funding                                       | -                | 115,320          | 55,670           | 798,744          | 3,676,329        | 1,204,136        | 1,204,136        | 1,204,136        | 1,204,136        | 1,204,136        | 1,204,136        | 1,204,136        |
| Miscellaneous                                                | (2,143)          | 3,032            | -                | -                | 216              | -                | -                | -                | -                | -                | -                | -                |
| <b>ExpenditureTotals:</b>                                    | <b>(2,143)</b>   | <b>122,151</b>   | <b>55,670</b>    | <b>809,657</b>   | <b>3,686,138</b> | <b>1,211,094</b> | <b>1,211,094</b> | <b>1,211,094</b> | <b>1,211,094</b> | <b>1,211,094</b> | <b>1,211,094</b> | <b>1,211,094</b> |
| <b>Monthly Net Cash</b>                                      | <b>108,238</b>   | <b>(94,514)</b>  | <b>743,076</b>   | <b>2,866,673</b> | <b>(455,680)</b> | <b>(0)</b>       | <b>(0)</b>       | <b>(0)</b>       | <b>(0)</b>       | <b>(0)</b>       | <b>(0)</b>       | <b>(0)</b>       |
| <b>Cumulative Net Cash</b>                                   | <b>2,642,816</b> | <b>2,548,302</b> | <b>3,291,378</b> | <b>6,158,051</b> | <b>5,702,371</b> | <b>5,702,371</b> | <b>5,702,371</b> | <b>5,702,371</b> | <b>5,702,371</b> | <b>5,702,371</b> | <b>5,702,371</b> | <b>5,702,371</b> |
| <b>Cash Balance</b>                                          | <b>2,534,578</b> | <b>2,440,065</b> | <b>3,183,141</b> | <b>6,049,814</b> | <b>5,594,133</b> | <b>5,594,133</b> | <b>5,594,133</b> | <b>5,594,133</b> | <b>5,594,133</b> | <b>5,594,133</b> | <b>5,594,133</b> | <b>5,594,133</b> |
| <b>Capital Reserve<br/>\$7,081.55</b>                        | <b>7,077</b>     | <b>7,078</b>     | <b>7,079</b>     | <b>7,080</b>     | <b>7,082</b>     | <b>-</b>         | <b>-</b>         | <b>-</b>         | <b>-</b>         | <b>-</b>         | <b>-</b>         | <b>-</b>         |

The Central Yavapai Fire District Board of Directors have reviewed and approved the following financial documents to include Income Statements, Balance Sheets, and Bank Reconciliations with supporting documents, Revenue and Expenditure Graphs, and Cash Flow Projections in compliance with A.R.S. § 48-805, 807.

CYFD General Fund

CYFD Bond Debt Service

|                        |       |
|------------------------|-------|
| _____                  | _____ |
| Fire Board Chairperson | Date  |

|                  |       |
|------------------|-------|
| _____            | _____ |
| Fire Board Clerk | Date  |

**CENTRAL YAVAPAI FIRE DISTRICT**  
**CHECK RECONCILIATION NOVEMBER, 2016**

**Reconciliation:**

|                                |                   |
|--------------------------------|-------------------|
| Beginning Balance:             | \$ 6,151,118.21   |
| Deposits:                      | \$ 3,230,456.14   |
| Transfer Out - Fire Authority: | \$ (3,676,329.37) |
| Transfer In - Reserve Pension: | \$ -              |
| Disbursements:                 | \$ (9,808.41)     |
| Fiscal Year Adjustments:       | \$ -              |

**Ending Balance:** \$ **5,695,436.57**

**Difference Between Balances:** \$ -

**Bank Statement Balance:**

|                       |                 |
|-----------------------|-----------------|
| Balance Per Bank:     | \$ 5,695,436.57 |
| Outstanding Checks:   | \$ -            |
| Outstanding Deposits: | \$ -            |
| Adjustments:          | \$ -            |
| Voided Checks:        | \$ -            |

**Ending Balance:** \$ **5,695,436.57**

**G/L Ending Balance:** \$ **5,695,436.57**

Outstanding Checks For Prior Months: \$ -  
**\$ 5,695,436.57**

**Deposits Per Bank Statement:**

|                                |                 |
|--------------------------------|-----------------|
| Real Estate Taxes:             | \$ 3,116,363.26 |
| Personal Property Taxes:       | \$ 37,994.90    |
| Fire District Assistance Tax:  | \$ 75,219.31    |
| Fire District Deposit:         | \$ -            |
| Transfer Out-Fire Authority:   | \$ 3,676,329.37 |
| Transfer In (Reserve Pension): | \$ -            |
| NSF Check Returned:            | \$ -            |
| Adjustments (Warrants Issued): | \$ -            |
| Interest Income:               | \$ 878.67       |

**Ending Balance:** \$ **6,906,785.51**

**Bank Reconciliation Register:**

|                               |                    |
|-------------------------------|--------------------|
| Checks From Accounts Payable: | \$ 9,808.41        |
| Checks From Payroll:          | \$ -               |
| <b>Total Checks:</b>          | <b>\$ 9,808.41</b> |

|                                      |                        |
|--------------------------------------|------------------------|
| Deposits From Accounts Receivable:   | \$ -                   |
| Journal Entries From General Ledger: | \$ 6,906,785.51        |
| NSF Checks Returned:                 |                        |
| Outstanding Deposit:                 |                        |
| <b>Ending Balance:</b>               | <b>\$ 6,906,785.51</b> |

**Reconciliation Approved By:**

  
 Scott Freitag, Fire Chief


12/13/16

**Reconciliation Reviewed By:**

  
 David Tharp, Assistant Chief of Administration

12/13/16

**Reconciliation Prepared By:**

  
 Debbie Spingola, Finance Manager

12-13-16



**CENTRAL YAVAPAI FIRE DISTRICT**  
**Bank Reconciliation Summary**  
For the Bank Statement ending: 11/30/2016

| BANK CONTROL ID: CYFD - GENERAL FUND |          | DESC: GENERAL FUND | ACCOUNT NO: 1100 |
|--------------------------------------|----------|--------------------|------------------|
| Beginning Balance:                   | 11/01/16 |                    | \$6,157,326.81   |
| Deposits and Credits:                |          |                    | \$3,230,456.14   |
| Checks and Charges:                  |          |                    | (\$3,692,346.38) |
| Adjustments:                         |          |                    | \$0.00           |
| Ending Balance Per Reconciliation:   |          |                    | \$5,695,436.57   |
| Ending Balance Per Bank Statement:   | 11/30/16 |                    | \$5,695,436.57   |
| * Outstanding Deposits and Credits:  | 11/30/16 |                    | \$0.00           |
| * Outstanding Checks and Charges:    | 11/30/16 |                    | \$0.00           |
| Ending Book Balance:                 | 11/30/16 |                    | \$5,695,436.57   |

\* Outstanding amounts are all outstanding credits and charges dated prior or equal to the Reconciliation date.

12/12/16  
2:57:04 PM

**CENTRAL YAVAPAI FIRE DISTRICT**  
**BR Checks and Charges Cleared**  
**For the Bank Statement ending: 11/30/16**

Page: 1

| CYFD                              |                  | General Fund                  |        | General Fund |                | 1100 |
|-----------------------------------|------------------|-------------------------------|--------|--------------|----------------|------|
| Date                              | Document         | Description                   | Module | Company      | Amount         |      |
| 10/24/16                          | 70060069         | Burch & Cracchiolo, P.A.      | AP     | CYFD         | \$6,208.60     |      |
| 11/07/16                          | 70060070         | Erie & Associates, Inc        | AP     | CYFD         | \$1,291.25     |      |
| 11/07/16                          | 70060071         | Kendhammer & Partners, L.L.P. | AP     | CYFD         | \$4,136.25     |      |
| 11/07/16                          | 70060072         | Motorola Solutions, Inc       | AP     | CYFD         | \$216.43       |      |
| 11/21/16                          | 70060073         | Burch & Cracchiolo, P.A.      | AP     | CYFD         | \$3,336.00     |      |
| 11/21/16                          | 70060074         | Hinton Burdick CPA            | AP     | CYFD         | \$828.48       |      |
| 11/30/16                          | Cash With YavCty | Fire Authority Funding        | GL     | CYFD         | \$3,676,329.37 |      |
| TOTAL CHECKS AND CHARGES CLEARED: |                  |                               |        |              | \$3,692,346.38 |      |

CENTRAL YAVAPAI FIRE DISTRICT  
BR Checks and Charges Outstanding  
For the Bank Statement ending:

| <u>Date</u> | <u>Document</u> | <u>Description</u> | <u>Module</u> | <u>Company</u> | <u>Amount</u> |
|-------------|-----------------|--------------------|---------------|----------------|---------------|
|-------------|-----------------|--------------------|---------------|----------------|---------------|

TOTAL CHECKS AND CHARGES OUTSTANDING:

CENTRAL YAVAPAI FIRE DISTRICT  
BR Deposits and Credits Cleared  
For the Bank Statement ending: 11/30/16

|                                     |              |                          |        |         |                |
|-------------------------------------|--------------|--------------------------|--------|---------|----------------|
| CYFD                                | General Fund | General Fund             |        |         | 1100           |
| Date                                | Document     | Description              | Module | Company | Amount         |
| 11/30/16                            | Tax Revenue  | Tax and Interest Revenue | GL     | CYFD    | \$3,230,456.14 |
| TOTAL DEPOSITS AND CREDITS CLEARED: |              |                          |        |         | \$3,230,456.14 |

CENTRAL YAVAPAI FIRE DISTRICT  
BR Deposits and Credits Outstanding  
For the Bank Statement ending:

| Date | Document | Description | Module | Company | Amount |
|------|----------|-------------|--------|---------|--------|
|------|----------|-------------|--------|---------|--------|

TOTAL DEPOSITS AND CREDITS OUTSTANDING:

# CENTRAL YAVAPAI FIRE DISTRICT

## Bank Reconciliation Register

| Document Number                                    | Date     | BR Status | Void? | Description                   | Date Cleared | Amount                |
|----------------------------------------------------|----------|-----------|-------|-------------------------------|--------------|-----------------------|
| <b>MODULE: CHECKS FROM ACCOUNTS PAYABLE</b>        |          |           |       |                               |              |                       |
| <b>BANK CONTROL ID: CYFD - GENERAL FUND</b>        |          |           |       |                               |              |                       |
| 70060070                                           | 11/07/16 | Marked    | No    | Erie & Associates, Inc        | 12/12/16     | \$1,291.25            |
| 70060071                                           | 11/07/16 | Marked    | No    | Kendhammer & Partners, L.L.P. | 12/12/16     | \$4,136.25            |
| 70060072                                           | 11/07/16 | Marked    | No    | Motorola Solutions, Inc       | 12/12/16     | \$216.43              |
| 70060073                                           | 11/21/16 | Marked    | No    | Burch & Cracchiolo, P.A.      | 12/12/16     | \$3,336.00            |
| 70060074                                           | 11/21/16 | Marked    | No    | Hinton Burdick CPA            | 12/12/16     | \$828.48              |
| <b>SUB TOTAL FOR BANK:</b>                         |          |           |       |                               |              | <b>\$9,808.41</b>     |
| <b>TOTAL FOR MODULE:</b>                           |          |           |       |                               |              | <b>\$9,808.41</b>     |
| <b>MODULE: JOURNAL ENTRIES FROM GENERAL LEDGER</b> |          |           |       |                               |              |                       |
| <b>BANK CONTROL ID: CYFD - GENERAL FUND</b>        |          |           |       |                               |              |                       |
| Cash With YavCty                                   | 11/30/16 | Marked    | No    | Fire Authority Funding        | 12/12/16     | \$3,676,329.37        |
| Tax Revenue                                        | 11/30/16 | Marked    | No    | Tax and Interest Revenue      | 12/12/16     | \$3,230,456.14        |
| <b>SUB TOTAL FOR BANK:</b>                         |          |           |       |                               |              | <b>\$6,906,785.51</b> |
| <b>TOTAL FOR MODULE:</b>                           |          |           |       |                               |              | <b>\$6,906,785.51</b> |

CENTRAL YAVAPAI FIRE DISTRICT  
BR Adjustments Report  
For the Bank Statement ending:

| Date | Document | Description | GL Account | Offset Amt | Adj. Amt |
|------|----------|-------------|------------|------------|----------|
|------|----------|-------------|------------|------------|----------|

DOCUMENT:

ADJUSTMENT DOCUMENT " TOTAL:

TOTAL FOR ALL ADJUSTMENTS:

Fiscal Year  
2016-17Page 48 of 87



12/05/16  
10:14:40

Yavapai County Treasurer  
Monthly Statement

TR046DSR  
C00623

\* Account Number: 6-60040-0000 Central Yavapai Fire Dist GF Date Range: 11/01/2016 to 11/30/2016 Page: 5  
\*\*\*\*\*

|                   | (---Period---) | (-----Y-T-D-----) |       |              |                     |
|-------------------|----------------|-------------------|-------|--------------|---------------------|
| Begin Balance:    | 6,157,326.81   | 2,534,578.14      |       |              |                     |
| Income . . . :    | 3,230,456.14   | 7,876,519.89      |       |              |                     |
| LOC Advance . . : | .00            | .00               |       |              |                     |
| Expense . . . :   | 3,692,346.38-  | 4,715,661.46-     | LOC : | .00          | Levy: 14,120,376.07 |
| LOC Payments :    | .00            | .00               | Out : | .00          | Coll: 7,492,833.65  |
| Cash Balance :    | 5,695,436.57   | 5,695,436.57      | End : | 5,695,436.57 | Adj : 29.68         |
|                   |                |                   |       |              | Out : 6,627,572.10  |

Transaction Summary By Source  
Source Description

|                                        | Beginning Balance: | 6,157,326.81<br>Monthly | 2,534,578.14<br>Yearly |
|----------------------------------------|--------------------|-------------------------|------------------------|
| 07376 Transfer in                      |                    | .00                     | 25,000.00              |
| 20051 2005 UPP Taxes                   |                    | .00                     | 42.83                  |
| 20061 2006 UPP Taxes                   |                    | .00                     | 24.85                  |
| 20071 2007 UPP Taxes                   |                    | .00                     | 56.25                  |
| 20081 2008 UPP Taxes                   |                    | .00                     | 57.25                  |
| 20082 2008 RE Taxes                    |                    | .00                     | 1.93                   |
| 20091 2009 UPP Taxes                   |                    | .00                     | 65.12                  |
| 20092 2009 RE Taxes                    |                    | .00                     | 1.20                   |
| 20101 2010 UPP Taxes                   |                    | 5.04                    | 112.18                 |
| 20102 2010 RE Taxes                    |                    | .00                     | 1.36                   |
| 20111 2011 UPP Taxes                   |                    | .00                     | 177.70                 |
| 20121 2012 UPP Taxes                   |                    | .00                     | 152.49                 |
| 20122 2012 RE Taxes                    |                    | 3.50                    | 34.99                  |
| 20131 2013 UPP Taxes                   |                    | 10.24                   | 379.31                 |
| 20132 2013 RE Taxes                    |                    | 7.56                    | 172.08-                |
| 20141 2014 UPP Taxes                   |                    | .00                     | 480.36                 |
| 20142 2014 RE Taxes                    |                    | .90                     | 33.22                  |
| 20151 2015 UPP Taxes                   |                    | 66.89-                  | 4,002.65               |
| 20152 2015 RE Taxes                    |                    | 11,933.01               | 111,984.50             |
| 20161 2016 UPP Taxes                   |                    | 38,046.51               | 147,198.29             |
| 20162 2016 RE Taxes                    |                    | 3,104,418.29            | 7,345,635.36           |
| 37122 Fire District Deposit            |                    | .00                     | 65,391.05              |
| 37150 FDAT Distributions               |                    | 75,219.31               | 172,491.10             |
| 38108 Interest on Investments ICM      |                    | .00                     | 484.09                 |
| 38109 Interest on Investments St Tread |                    | 878.67                  | 2,813.07               |
| 38120 Interest on Transwestern Loan    |                    | .00                     | 70.82                  |
| 91032 Warrants Redeemed                |                    | 16,017.01-              | 69,597.71-             |
| 91702 Transfer out                     |                    | 3,676,329.37-           | 4,646,063.75-          |

Ending Balances: 5,695,436.57 5,695,436.57

Real Estate Taxes: 3,116,363.26  
UPP Taxes: 37,994.90  
FDAT: 75,219.31  
Interest: 878.67  
\$3,230,456.14

Transfer Out: \*3,676,329.37

12/05/16  
10:14:40

Yavapai County Treasurer  
Monthly Statement

TR046DSR  
C00623

\* Account Number: 6-60040-0000 Central Yavapai Fire Dist GF Date Range: 11/01/2016 to 11/30/2016 Page: 1  
\*\*\*\*\*

| T R A N S A C T I O N S |        |                    |                               |            | Begin Balance: | 6,157,326.81 |
|-------------------------|--------|--------------------|-------------------------------|------------|----------------|--------------|
| Date                    | Source | Description        | Notes                         |            | Debits/Credits |              |
| 11/01                   | 20101  | 2010 UPP Taxes     | TAX DISTRIBUTION              | 0004404    | 1.68           |              |
| 11/01                   | 20152  | 2015 RE Taxes      | TAX DISTRIBUTION              | 0004404    | 629.37         |              |
| 11/01                   | 20161  | 2016 UPP Taxes     | TAX DISTRIBUTION              | 0004404    | 5,636.49       |              |
| 11/01                   | 20162  | 2016 RE Taxes      | TAX DISTRIBUTION              | 0004404    | 1,868,160.69   |              |
| 11/01                   | 37150  | FDAT Distributions | DISTRIBUTE FIRE DISTRICT ASSI | 1000014019 | 2,908.14       |              |
| 11/01                   | 91032  | Warrants Redeemed  | PAID WARRANTS                 | 1000014021 | 6,208.60-      |              |
| 11/02                   | 20152  | 2015 RE Taxes      | TAX DISTRIBUTION              | 0004405    | 202.72         |              |
| 11/02                   | 20161  | 2016 UPP Taxes     | TAX DISTRIBUTION              | 0004405    | 7,062.41       |              |
| 11/02                   | 20162  | 2016 RE Taxes      | TAX DISTRIBUTION              | 0004404    | 136.51         |              |
| 11/02                   | 20162  | 2016 RE Taxes      | TAX DISTRIBUTION              | 0004405    | 324,621.24     |              |
| 11/02                   | 37150  | FDAT Distributions | DISTRIBUTE FIRE DISTRICT ASSI | 1000014022 | 37,615.65      |              |
| 11/03                   | 20131  | 2013 UPP Taxes     | TAX DISTRIBUTION              | 0004406    | 10.24          |              |
| 11/03                   | 20132  | 2013 RE Taxes      | TAX DISTRIBUTION              | 0004406    | 3.82           |              |
| 11/03                   | 20151  | 2015 UPP Taxes     | TAX DISTRIBUTION              | 0004406    | 48.64          |              |
| 11/03                   | 20152  | 2015 RE Taxes      | TAX DISTRIBUTION              | 0004406    | 396.06         |              |
| 11/03                   | 20161  | 2016 UPP Taxes     | TAX DISTRIBUTION              | 0004406    | 1,173.33       |              |
| 11/03                   | 20162  | 2016 RE Taxes      | TAX DISTRIBUTION              | 0004406    | 61,863.97      |              |
| 11/03                   | 37150  | FDAT Distributions | DISTRIBUTE FIRE DISTRICT ASSI | 1000014025 | 7,011.21       |              |
| 11/04                   | 20152  | 2015 RE Taxes      | TAX DISTRIBUTION              | 0004407    | 1,949.04       |              |
| 11/04                   | 20161  | 2016 UPP Taxes     | TAX DISTRIBUTION              | 0004407    | 5,834.03       |              |
| 11/04                   | 20162  | 2016 RE Taxes      | TAX DISTRIBUTION              | 0004407    | 304,205.28     |              |
| 11/04                   | 37150  | FDAT Distributions | DISTRIBUTE FIRE DISTRICT ASSI | 1000014028 | 1,230.32       |              |
| 11/07                   | 20152  | 2015 RE Taxes      | TAX DISTRIBUTION              | 0004408    | 362.88         |              |
| 11/07                   | 20161  | 2016 UPP Taxes     | TAX DISTRIBUTION              | 0004408    | 1,157.36       |              |
| 11/07                   | 20162  | 2016 RE Taxes      | TAX DISTRIBUTION              | 0004408    | 93,380.02      |              |
| 11/07                   | 37150  | FDAT Distributions | DISTRIBUTE FIRE DISTRICT ASSI | 1000014031 | 8,694.24       |              |
| 11/08                   | 20151  | 2015 UPP Taxes     | TAX DISTRIBUTION              | 0004409    | 10.43          |              |
| 11/08                   | 20152  | 2015 RE Taxes      | TAX DISTRIBUTION              | 0004408    | 35.21          |              |
| 11/08                   | 20152  | 2015 RE Taxes      | TAX DISTRIBUTION              | 0004409    | 257.12         |              |
| 11/08                   | 20161  | 2016 UPP Taxes     | TAX DISTRIBUTION              | 0004408    | 62.58          |              |
| 11/08                   | 20161  | 2016 UPP Taxes     | TAX DISTRIBUTION              | 0004409    | 545.22         |              |
| 11/08                   | 20162  | 2016 RE Taxes      | TAX DISTRIBUTION              | 0004408    | 4,395.36       |              |
| 11/08                   | 20162  | 2016 RE Taxes      | TAX DISTRIBUTION              | 0004409    | 46,945.21      |              |
| 11/08                   | 37150  | FDAT Distributions | DISTRIBUTE FIRE DISTRICT ASSI | 1000014034 | 2,251.45       |              |
| 11/09                   | 20151  | 2015 UPP Taxes     | TAX DISTRIBUTION              | 0004410    | 10.43          |              |
| 11/09                   | 20152  | 2015 RE Taxes      | TAX DISTRIBUTION              | 0004410    | 474.48         |              |
| 11/09                   | 20161  | 2016 UPP Taxes     | TAX DISTRIBUTION              | 0004410    | 2,647.30       |              |
| 11/09                   | 20162  | 2016 RE Taxes      | TAX DISTRIBUTION              | 0004410    | 63,268.57      |              |
| 11/09                   | 37150  | FDAT Distributions | DISTRIBUTE FIRE DISTRICT ASSI | 1000014037 | 2,712.07       |              |
| 11/10                   | 20142  | 2014 RE Taxes      | TAX DISTRIBUTION              | 0004411    | 3.78           |              |
| Debit Page Totals:      |        |                    |                               |            | 6,208.60-      |              |
| Credit Page Totals:     |        |                    |                               |            | 2,857,914.55   |              |
| Page End Totals:        |        |                    |                               |            | 9,009,032.76   |              |

12/05/16  
10:14:40

Yavapai County Treasurer  
Monthly Statement

TR046DSR  
C00623

\* Account Number: 6-60040-0000 Central Yavapai Fire Dist GF Date Range: 11/01/2016 to 11/30/2016 Page: 2  
\*\*\*\*\*

| T R A N S A C T I O N S |        |                    |                               |                       |
|-------------------------|--------|--------------------|-------------------------------|-----------------------|
| Date                    | Source | Description        | Notes                         | Debits/Credits        |
| 11/10                   | 20151  | 2015 UPP Taxes     | TAX DISTRIBUTION              | 0004411 15.16         |
| 11/10                   | 20152  | 2015 RE Taxes      | TAX DISTRIBUTION              | 0004411 2,507.62      |
| 11/10                   | 20161  | 2016 UPP Taxes     | TAX DISTRIBUTION              | 0004411 3,461.75      |
| 11/10                   | 20162  | 2016 RE Taxes      | TAX DISTRIBUTION              | 0004411 28,017.90     |
| 11/10                   | 37150  | FDAT Distributions | DISTRIBUTE FIRE DISTRICT ASSI | 1000014040 1,618.45   |
| 11/14                   | 20152  | 2015 RE Taxes      | TAX DISTRIBUTION              | 0004412 428.01        |
| 11/14                   | 20161  | 2016 UPP Taxes     | TAX DISTRIBUTION              | 0004412 1,354.01      |
| 11/14                   | 20162  | 2016 RE Taxes      | TAX DISTRIBUTION              | 0004412 27,094.58     |
| 11/14                   | 37150  | FDAT Distributions | DISTRIBUTE FIRE DISTRICT ASSI | 1000014043 1,048.50   |
| 11/14                   | 91032  | Warrants Redeemed  | PAID WARRANTS                 | 1000014045 216.43-    |
| 11/15                   | 20142  | 2014 RE Taxes      | TAX DISTRIBUTION              | 0004413 6.68-         |
| 11/15                   | 20152  | 2015 RE Taxes      | TAX DISTRIBUTION              | 0004412 118.55        |
| 11/15                   | 20152  | 2015 RE Taxes      | TAX DISTRIBUTION              | 0004413 860.83        |
| 11/15                   | 20161  | 2016 UPP Taxes     | TAX DISTRIBUTION              | 0004412 53.10         |
| 11/15                   | 20161  | 2016 UPP Taxes     | TAX DISTRIBUTION              | 0004413 4,668.09      |
| 11/15                   | 20162  | 2016 RE Taxes      | TAX DISTRIBUTION              | 0004412 6,437.53      |
| 11/15                   | 20162  | 2016 RE Taxes      | TAX DISTRIBUTION              | 0004413 43,658.64     |
| 11/15                   | 37150  | FDAT Distributions | DISTRIBUTE FIRE DISTRICT ASSI | 1000014046 1,040.14   |
| 11/16                   | 20101  | 2010 UPP Taxes     | TAX DISTRIBUTION              | 0004414 3.36          |
| 11/16                   | 20151  | 2015 UPP Taxes     | TAX DISTRIBUTION              | 0004414 173.42-       |
| 11/16                   | 20152  | 2015 RE Taxes      | TAX DISTRIBUTION              | 0004414 388.33        |
| 11/16                   | 20161  | 2016 UPP Taxes     | TAX DISTRIBUTION              | 0004413 68.27         |
| 11/16                   | 20161  | 2016 UPP Taxes     | TAX DISTRIBUTION              | 0004414 959.77        |
| 11/16                   | 20162  | 2016 RE Taxes      | TAX DISTRIBUTION              | 0004413 2,189.98      |
| 11/16                   | 20162  | 2016 RE Taxes      | TAX DISTRIBUTION              | 0004414 68,278.27     |
| 11/16                   | 37150  | FDAT Distributions | DISTRIBUTE FIRE DISTRICT ASSI | 1000014049 1,909.12   |
| 11/16                   | 91032  | Warrants Redeemed  | PAID WARRANTS                 | 1000014051 1,291.25-  |
| 11/16                   | 91702  | Transfer out       | CENTRAL AZ FIRE&MED AUTH EMAI | 1007218 3,676,329.37- |
| 11/17                   | 20152  | 2015 RE Taxes      | TAX DISTRIBUTION              | 0004415 874.83        |
| 11/17                   | 20161  | 2016 UPP Taxes     | TAX DISTRIBUTION              | 0004415 956.61        |
| 11/17                   | 20162  | 2016 RE Taxes      | TAX DISTRIBUTION              | 0004415 14,270.05     |
| 11/17                   | 37150  | FDAT Distributions | DISTRIBUTE FIRE DISTRICT ASSI | 1000014052 3,613.54   |
| 11/18                   | 20122  | 2012 RE Taxes      | TAX DISTRIBUTION              | 0004416 3.50          |
| 11/18                   | 20132  | 2013 RE Taxes      | TAX DISTRIBUTION              | 0004416 3.74          |
| 11/18                   | 20142  | 2014 RE Taxes      | TAX DISTRIBUTION              | 0004416 3.80          |
| 11/18                   | 20152  | 2015 RE Taxes      | TAX DISTRIBUTION              | 0004416 1.15          |
| 11/18                   | 20161  | 2016 UPP Taxes     | TAX DISTRIBUTION              | 0004416 312.60        |
| 11/18                   | 20162  | 2016 RE Taxes      | TAX DISTRIBUTION              | 0004416 27,993.40     |
| 11/18                   | 37150  | FDAT Distributions | DISTRIBUTE FIRE DISTRICT ASSI | 1000014055 590.13     |
| 11/21                   | 20151  | 2015 UPP Taxes     | TAX DISTRIBUTION              | 0004417 21.87         |

Debit Page Totals: 3,684,045.65- Credit Page Totals: 3,102,559.63 Page End Totals: 5,575,840.79

12/05/16  
10:14:40

Yavapai County Treasurer  
Monthly Statement

TR046DSR  
C00623

\* Account Number: 6-60040-0000 Central Yavapai Fire Dist GF Date Range: 11/01/2016 to 11/30/2016 Page: 3  
\*\*\*\*\*

| T R A N S A C T I O N S |        |                                  | Notes                         | Debits/Credits       |
|-------------------------|--------|----------------------------------|-------------------------------|----------------------|
| Date                    | Source | Description                      |                               |                      |
| 11/21                   | 20152  | 2015 RE Taxes                    | TAX DISTRIBUTION              | 0004417 130.93       |
| 11/21                   | 20161  | 2016 UPP Taxes                   | TAX DISTRIBUTION              | 0004417 910.16       |
| 11/21                   | 20162  | 2016 RE Taxes                    | TAX DISTRIBUTION              | 0004417 26,779.18    |
| 11/21                   | 37150  | FDAT Distributions               | DISTRIBUTE FIRE DISTRICT ASSI | 1000014058 486.15    |
| 11/22                   | 20152  | 2015 RE Taxes                    | TAX DISTRIBUTION              | 0004418 542.12       |
| 11/22                   | 20161  | 2016 UPP Taxes                   | TAX DISTRIBUTION              | 0004418 296.83       |
| 11/22                   | 20162  | 2016 RE Taxes                    | TAX DISTRIBUTION              | 0004418 13,921.18    |
| 11/22                   | 37150  | FDAT Distributions               | DISTRIBUTE FIRE DISTRICT ASSI | 1000014061 557.18    |
| 11/22                   | 91032  | Warrants Redeemed                | PAID WARRANTS                 | 1000014063 4,136.25- |
| 11/23                   | 20152  | 2015 RE Taxes                    | TAX DISTRIBUTION              | 0004419 790.64       |
| 11/23                   | 20161  | 2016 UPP Taxes                   | TAX DISTRIBUTION              | 0004419 203.80       |
| 11/23                   | 20162  | 2016 RE Taxes                    | TAX DISTRIBUTION              | 0004419 10,572.64    |
| 11/23                   | 37150  | FDAT Distributions               | DISTRIBUTE FIRE DISTRICT ASSI | 1000014064 430.73    |
| 11/28                   | 20152  | 2015 RE Taxes                    | TAX DISTRIBUTION              | 0004420 398.12       |
| 11/28                   | 20161  | 2016 UPP Taxes                   | TAX DISTRIBUTION              | 0004420 432.25       |
| 11/28                   | 20162  | 2016 RE Taxes                    | TAX DISTRIBUTION              | 0004420 9,168.86     |
| 11/28                   | 37150  | FDAT Distributions               | DISTRIBUTE FIRE DISTRICT ASSI | 1000014067 276.17    |
| 11/29                   | 20152  | 2015 RE Taxes                    | TAX DISTRIBUTION              | 0004421 115.27       |
| 11/29                   | 20161  | 2016 UPP Taxes                   | TAX DISTRIBUTION              | 0004421 72.35        |
| 11/29                   | 20162  | 2016 RE Taxes                    | TAX DISTRIBUTION              | 0004421 45,899.52    |
| 11/29                   | 37150  | FDAT Distributions               | DISTRIBUTE FIRE DISTRICT ASSI | 1000014070 434.12    |
| 11/29                   | 38109  | Interest on Investments St Treas | INVESTMENT INTEREST           | 1000014072 4.33      |
| 11/29                   | 38109  | Interest on Investments St Treas | INVESTMENT INTEREST           | 1000014073 874.34    |
| 11/29                   | 91032  | Warrants Redeemed                | PAID WARRANTS                 | 1000014074 4,164.48- |
| 11/30                   | 20152  | 2015 RE Taxes                    | TAX DISTRIBUTION              | 0004422 469.73       |
| 11/30                   | 20161  | 2016 UPP Taxes                   | TAX DISTRIBUTION              | 0004422 178.20       |
| 11/30                   | 20162  | 2016 RE Taxes                    | TAX DISTRIBUTION              | 0004422 13,159.71    |
| 11/30                   | 37150  | FDAT Distributions               | DISTRIBUTE FIRE DISTRICT ASSI | 1000014075 792.00    |

Ending Debit Totals: 3,692,346.38- Ending Credit Totals: 3,230,456.14 Ending Balance: 5,695,436.57

12/05/16  
10:14:40

Yavapai County Treasurer  
Monthly Statement

TR046DSR  
C00623

\* Account Number: 6-60040-0000 Central Yavapai Fire Dist GF Date Range: 11/01/2016 to 11/30/2016 Page: 4  
\*\*\*\*\*

| Account              | Fund | Stat | Payee | Warrant  | Amount    | Issue Date | Date       | Voucher |
|----------------------|------|------|-------|----------|-----------|------------|------------|---------|
| 6-60040-0000         | 600  | PAID | /     | 00060069 | 6,208.60  | 10/24/2016 | 11/01/2016 |         |
| 6-60040-0000         | 600  | PAID | /     | 00060070 | 1,291.25  | 11/07/2016 | 11/16/2016 |         |
| 6-60040-0000         | 600  | PAID | /     | 00060071 | 4,136.25  | 11/07/2016 | 11/22/2016 |         |
| 6-60040-0000         | 600  | PAID | /     | 00060072 | 216.43    | 11/07/2016 | 11/14/2016 |         |
| 6-60040-0000         | 600  | PAID | /     | 00060073 | 3,336.00  | 11/21/2016 | 11/29/2016 |         |
| 6-60040-0000         | 600  | PAID | /     | 00060074 | 828.48    | 11/21/2016 | 11/29/2016 |         |
| Status Subtotal      | :    |      |       | 6        | 16,017.01 |            |            |         |
| Fund Subtotal        | :    |      |       | 6        | 16,017.01 |            |            |         |
| Total Paid Warrants: |      |      |       | 6        | 16,017.01 |            |            |         |
| Total Outstanding. : |      |      |       |          | .00       |            |            |         |
| Total Void Warrants: |      |      |       |          | .00       |            |            |         |
| Total Registered . : |      |      |       |          | .00       |            |            |         |

12/05/16  
10:14:40

Yavapai County Treasurer  
Monthly Statement

TR046DSR  
C00623

\* Account Number: 6-60340-0000 Central Yavapai Fire Dist. Capital Reser Date Range: 11/01/2016 to 11/30/2016 Page: 2  
\*\*\*\*\*

|                   | (---Period---) | (-----Y-T-D-----) |       |          |                 |
|-------------------|----------------|-------------------|-------|----------|-----------------|
| Begin Balance:    | 7,080.27       | 6,513,613.75      |       |          |                 |
| Income . . . :    | 1.28           | 2,165.15          |       |          |                 |
| LOC Advance . . : | .00            | .00               |       |          |                 |
| Expense . . . :   | .00            | 6,508,697.35-     | LOC : | .00      | Levy: 49,073.38 |
| LOC Payments :    | .00            | .00               | Out : | .00      | Coll: 27,361.14 |
| Cash Balance :    | 7,081.55       | 7,081.55          | End : | 7,081.55 | Adj : 39.50-    |
|                   |                |                   |       |          | Out : 21,672.74 |

| Transaction Summary By Source                     | Beginning Balance: | 7,080.27        | 6,513,613.75  |
|---------------------------------------------------|--------------------|-----------------|---------------|
| Source Description                                |                    | Monthly         | Yearly        |
| 38108 Interest on Investments ICM                 |                    | .00             | 886.89        |
| 38109 <del>Interest on Investments St Treas</del> |                    | <del>1.28</del> | 1,278.07      |
| 38120 Interest on Transwestern Loan               |                    | .00             | .19           |
| 91702 Transfer out                                |                    | .00             | 6,508,697.35- |
|                                                   | Ending Balances:   | 7,081.55        | 7,081.55      |

Interest: \$1.28

12/05/16  
10:14:40

Yavapai County Treasurer  
Monthly Statement

TR046DSR  
C00623

\* Account Number: 6-60340-0000 Central Yavapai Fire Dist. Capital Reser Date Range: 11/01/2016 to 11/30/2016 Page: 1  
\*\*\*\*\*

| T R A N S A C T I O N S |        |                                  |                       |      | Begin Balance:  | 7,080.27       |
|-------------------------|--------|----------------------------------|-----------------------|------|-----------------|----------------|
| Date                    | Source | Description                      | Notes                 |      |                 | Debits/Credits |
| 11/29                   | 38109  | Interest on Investments St Treas | INVESTMENT INTEREST   |      | 1000014072      | .01            |
| 11/29                   | 38109  | Interest on Investments St Treas | INVESTMENT INTEREST   |      | 1000014073      | 1.27           |
| Ending Debit Totals:    |        | .00                              | Ending Credit Totals: | 1.28 | Ending Balance: | 7,081.55       |

12/05/16  
10:14:40

Yavapai County Treasurer  
Monthly Statement

TR046DSR  
C00623

\* Account Number: 6-60340-0000 Central Yavapai Fire Dist. Capital Reser Date Range: 11/01/2016 to 11/30/2016 Page: 2  
\*\*\*\*\*

| Account              | Fund Stat Payee | Warrant | Amount | Issue Date | Date | Voucher |
|----------------------|-----------------|---------|--------|------------|------|---------|
| Status Subtotal      | :               |         | .00    |            |      |         |
| Fund Subtotal        | :               |         | .00    |            |      |         |
| Total Paid Warrants: |                 |         | .00    |            |      |         |
| Total Outstanding. : |                 |         | .00    |            |      |         |
| Total Void Warrants: |                 |         | .00    |            |      |         |
| Total Registered . : |                 |         | .00    |            |      |         |



**CENTRAL YAVAPAI FIRE DISTRICT**  
GL Account Ledger - Detail By Period  
11/1/2016 through 11/30/2016

| Batch                            | Journal | Entry # | Date     | Job | Document         | Description                                              | Debits                       | Credits                      | Balance                      |
|----------------------------------|---------|---------|----------|-----|------------------|----------------------------------------------------------|------------------------------|------------------------------|------------------------------|
| 1100.0.0.000                     |         |         |          |     |                  | CASH WITH YAVAPAI COUNTY                                 |                              |                              | \$8,666,826.95               |
| 4559                             | CD      | 1486520 | 11/07/16 |     | 70060070         | Erie & Associates, Inc - Cash Disbursement ERIE1         | -                            | 1,291.25                     | 8,665,535.70                 |
| 4559                             | CD      | 1486523 | 11/07/16 |     | 70060071         | Kendhammer & Partners, L.L.P. - Cash Disbursement KENDH1 | -                            | 4,136.25                     | 8,661,399.45                 |
| 4559                             | CD      | 1486526 | 11/07/16 |     | 70060072         | Motorola Solutions, Inc - Cash Disbursement MOTOR5       | -                            | 216.43                       | 8,661,183.02                 |
| 4559                             | CD      | 1486529 | 11/21/16 |     | 70060073         | Burch & Cracchiolo, P.A. - Cash Disbursement BURCH1      | -                            | 3,336.00                     | 8,657,847.02                 |
| 4559                             | CD      | 1486531 | 11/21/16 |     | 70060074         | Hinton Burdick CPA - Cash Disbursement HINTO2            | -                            | 828.48                       | 8,657,018.54                 |
| 4563                             | A       | 1486545 | 11/30/16 |     | Cash With YavCty | Fire Authority Funding                                   | -                            | 3,676,329.37                 | 4,980,689.17                 |
| 4561                             | A       | 1486537 | 11/30/16 |     | Tax Revenue      | Tax and Interest Revenue                                 | 3,230,456.14                 | -                            | 8,211,145.31                 |
| CASH WITH YAVAPAI COUNTY TOTALS: |         |         |          |     |                  |                                                          | <u>\$3,230,456.14</u>        | <u>\$3,686,137.78</u>        | <u>\$8,211,145.31</u>        |
| TOTAL OF LEDGER:                 |         |         |          |     |                  |                                                          | <u><u>\$3,230,456.14</u></u> | <u><u>\$3,686,137.78</u></u> | <u><u>\$8,211,145.31</u></u> |

12/05/16  
10:14:40

Yavapai County Treasurer  
Monthly Statement

TR046DSR  
C00623

\* Account Number: 6-60040-0000 Central Yavapai Fire Dist GF Date Range: 11/01/2016 to 11/30/2016 Page: 5  
\*\*\*\*\*

|                   | (---Period---) | (-----Y-T-D-----) |       |              |                     |
|-------------------|----------------|-------------------|-------|--------------|---------------------|
| Begin Balance:    | 6,157,326.81   | 2,534,578.14      |       |              |                     |
| Income . . . :    | 3,230,456.14   | 7,876,519.89      |       |              |                     |
| LOC Advance . . : | .00            | .00               |       |              |                     |
| Expense . . . :   | 3,692,346.38-  | 4,715,661.46-     | LOC : | .00          | Levy: 14,120,376.07 |
| LOC Payments :    | .00            | .00               | Out : | .00          | Coll: 7,492,833.65  |
| Cash Balance :    | 5,695,436.57   | 5,695,436.57      | End : | 5,695,436.57 | Adj : 29.68         |
|                   |                |                   |       |              | Out : 6,627,572.10  |

Transaction Summary By Source  
Source Description

|                                        | Beginning Balance: | 6,157,326.81<br>Monthly | 2,534,578.14<br>Yearly |
|----------------------------------------|--------------------|-------------------------|------------------------|
| 07376 Transfer in                      |                    | .00                     | 25,000.00              |
| 20051 2005 UPP Taxes                   |                    | .00                     | 42.83                  |
| 20061 2006 UPP Taxes                   |                    | .00                     | 24.85                  |
| 20071 2007 UPP Taxes                   |                    | .00                     | 56.25                  |
| 20081 2008 UPP Taxes                   |                    | .00                     | 57.25                  |
| 20082 2008 RE Taxes                    |                    | .00                     | 1.93                   |
| 20091 2009 UPP Taxes                   |                    | .00                     | 65.12                  |
| 20092 2009 RE Taxes                    |                    | .00                     | 1.20                   |
| 20101 2010 UPP Taxes                   |                    | 5.04                    | 112.18                 |
| 20102 2010 RE Taxes                    |                    | .00                     | 1.36                   |
| 20111 2011 UPP Taxes                   |                    | .00                     | 177.70                 |
| 20121 2012 UPP Taxes                   |                    | .00                     | 152.49                 |
| 20122 2012 RE Taxes                    |                    | 3.50                    | 34.99                  |
| 20131 2013 UPP Taxes                   |                    | 10.24                   | 379.31                 |
| 20132 2013 RE Taxes                    |                    | 7.56                    | 172.08-                |
| 20141 2014 UPP Taxes                   |                    | .00                     | 480.36                 |
| 20142 2014 RE Taxes                    |                    | .90                     | 33.22                  |
| 20151 2015 UPP Taxes                   |                    | 66.89-                  | 4,002.65               |
| 20152 2015 RE Taxes                    |                    | 11,933.01               | 111,984.50             |
| 20161 2016 UPP Taxes                   |                    | 38,046.51               | 147,198.29             |
| 20162 2016 RE Taxes                    |                    | 3,104,418.29            | 7,345,635.36           |
| 37122 Fire District Deposit            |                    | .00                     | 65,391.05              |
| 37150 FDAT Distributions               |                    | 75,219.31               | 172,491.10             |
| 38108 Interest on Investments ICM      |                    | .00                     | 484.09                 |
| 38109 Interest on Investments St Tread |                    | 878.67                  | 2,813.07               |
| 38120 Interest on Transwestern Loan    |                    | .00                     | 70.82                  |
| 91032 Warrants Redeemed                |                    | 16,017.01-              | 69,597.71-             |
| 91702 Transfer out                     |                    | 3,676,329.37-           | 4,646,063.75-          |

Ending Balances: 5,695,436.57 5,695,436.57

Real Estate Taxes: 3,116,363.26  
UPP Taxes: 37,994.90  
FDAT: 75,219.31  
Interest: 878.67  
\$3,230,456.14

Transfer Out: \*3,676,329.37

12/05/16  
10:14:40

Yavapai County Treasurer  
Monthly Statement

TR046DSR  
C00623

\* Account Number: 6-60040-0000 Central Yavapai Fire Dist GF Date Range: 11/01/2016 to 11/30/2016 Page: 1  
\*\*\*\*\*

| T R A N S A C T I O N S |        |                    |                               |            | Begin Balance: | 6,157,326.81 |
|-------------------------|--------|--------------------|-------------------------------|------------|----------------|--------------|
| Date                    | Source | Description        | Notes                         |            | Debits/Credits |              |
| 11/01                   | 20101  | 2010 UPP Taxes     | TAX DISTRIBUTION              | 0004404    | 1.68           |              |
| 11/01                   | 20152  | 2015 RE Taxes      | TAX DISTRIBUTION              | 0004404    | 629.37         |              |
| 11/01                   | 20161  | 2016 UPP Taxes     | TAX DISTRIBUTION              | 0004404    | 5,636.49       |              |
| 11/01                   | 20162  | 2016 RE Taxes      | TAX DISTRIBUTION              | 0004404    | 1,868,160.69   |              |
| 11/01                   | 37150  | FDAT Distributions | DISTRIBUTE FIRE DISTRICT ASSI | 1000014019 | 2,908.14       |              |
| 11/01                   | 91032  | Warrants Redeemed  | PAID WARRANTS                 | 1000014021 | 6,208.60-      |              |
| 11/02                   | 20152  | 2015 RE Taxes      | TAX DISTRIBUTION              | 0004405    | 202.72         |              |
| 11/02                   | 20161  | 2016 UPP Taxes     | TAX DISTRIBUTION              | 0004405    | 7,062.41       |              |
| 11/02                   | 20162  | 2016 RE Taxes      | TAX DISTRIBUTION              | 0004404    | 136.51         |              |
| 11/02                   | 20162  | 2016 RE Taxes      | TAX DISTRIBUTION              | 0004405    | 324,621.24     |              |
| 11/02                   | 37150  | FDAT Distributions | DISTRIBUTE FIRE DISTRICT ASSI | 1000014022 | 37,615.65      |              |
| 11/03                   | 20131  | 2013 UPP Taxes     | TAX DISTRIBUTION              | 0004406    | 10.24          |              |
| 11/03                   | 20132  | 2013 RE Taxes      | TAX DISTRIBUTION              | 0004406    | 3.82           |              |
| 11/03                   | 20151  | 2015 UPP Taxes     | TAX DISTRIBUTION              | 0004406    | 48.64          |              |
| 11/03                   | 20152  | 2015 RE Taxes      | TAX DISTRIBUTION              | 0004406    | 396.06         |              |
| 11/03                   | 20161  | 2016 UPP Taxes     | TAX DISTRIBUTION              | 0004406    | 1,173.33       |              |
| 11/03                   | 20162  | 2016 RE Taxes      | TAX DISTRIBUTION              | 0004406    | 61,863.97      |              |
| 11/03                   | 37150  | FDAT Distributions | DISTRIBUTE FIRE DISTRICT ASSI | 1000014025 | 7,011.21       |              |
| 11/04                   | 20152  | 2015 RE Taxes      | TAX DISTRIBUTION              | 0004407    | 1,949.04       |              |
| 11/04                   | 20161  | 2016 UPP Taxes     | TAX DISTRIBUTION              | 0004407    | 5,834.03       |              |
| 11/04                   | 20162  | 2016 RE Taxes      | TAX DISTRIBUTION              | 0004407    | 304,205.28     |              |
| 11/04                   | 37150  | FDAT Distributions | DISTRIBUTE FIRE DISTRICT ASSI | 1000014028 | 1,230.32       |              |
| 11/07                   | 20152  | 2015 RE Taxes      | TAX DISTRIBUTION              | 0004408    | 362.88         |              |
| 11/07                   | 20161  | 2016 UPP Taxes     | TAX DISTRIBUTION              | 0004408    | 1,157.36       |              |
| 11/07                   | 20162  | 2016 RE Taxes      | TAX DISTRIBUTION              | 0004408    | 93,380.02      |              |
| 11/07                   | 37150  | FDAT Distributions | DISTRIBUTE FIRE DISTRICT ASSI | 1000014031 | 8,694.24       |              |
| 11/08                   | 20151  | 2015 UPP Taxes     | TAX DISTRIBUTION              | 0004409    | 10.43          |              |
| 11/08                   | 20152  | 2015 RE Taxes      | TAX DISTRIBUTION              | 0004408    | 35.21          |              |
| 11/08                   | 20152  | 2015 RE Taxes      | TAX DISTRIBUTION              | 0004409    | 257.12         |              |
| 11/08                   | 20161  | 2016 UPP Taxes     | TAX DISTRIBUTION              | 0004408    | 62.58          |              |
| 11/08                   | 20161  | 2016 UPP Taxes     | TAX DISTRIBUTION              | 0004409    | 545.22         |              |
| 11/08                   | 20162  | 2016 RE Taxes      | TAX DISTRIBUTION              | 0004408    | 4,395.36       |              |
| 11/08                   | 20162  | 2016 RE Taxes      | TAX DISTRIBUTION              | 0004409    | 46,945.21      |              |
| 11/08                   | 37150  | FDAT Distributions | DISTRIBUTE FIRE DISTRICT ASSI | 1000014034 | 2,251.45       |              |
| 11/09                   | 20151  | 2015 UPP Taxes     | TAX DISTRIBUTION              | 0004410    | 10.43          |              |
| 11/09                   | 20152  | 2015 RE Taxes      | TAX DISTRIBUTION              | 0004410    | 474.48         |              |
| 11/09                   | 20161  | 2016 UPP Taxes     | TAX DISTRIBUTION              | 0004410    | 2,647.30       |              |
| 11/09                   | 20162  | 2016 RE Taxes      | TAX DISTRIBUTION              | 0004410    | 63,268.57      |              |
| 11/09                   | 37150  | FDAT Distributions | DISTRIBUTE FIRE DISTRICT ASSI | 1000014037 | 2,712.07       |              |
| 11/10                   | 20142  | 2014 RE Taxes      | TAX DISTRIBUTION              | 0004411    | 3.78           |              |
| Debit Page Totals:      |        |                    |                               |            | 6,208.60-      |              |
| Credit Page Totals:     |        |                    |                               |            | 2,857,914.55   |              |
| Page End Totals:        |        |                    |                               |            | 9,009,032.76   |              |

12/05/16  
10:14:40

Yavapai County Treasurer  
Monthly Statement

TR046DSR  
C00623

\* Account Number: 6-60040-0000 Central Yavapai Fire Dist GF Date Range: 11/01/2016 to 11/30/2016 Page: 2  
\*\*\*\*\*

| T R A N S A C T I O N S |        |                    |                               |                       |
|-------------------------|--------|--------------------|-------------------------------|-----------------------|
| Date                    | Source | Description        | Notes                         | Debits/Credits        |
| 11/10                   | 20151  | 2015 UPP Taxes     | TAX DISTRIBUTION              | 0004411 15.16         |
| 11/10                   | 20152  | 2015 RE Taxes      | TAX DISTRIBUTION              | 0004411 2,507.62      |
| 11/10                   | 20161  | 2016 UPP Taxes     | TAX DISTRIBUTION              | 0004411 3,461.75      |
| 11/10                   | 20162  | 2016 RE Taxes      | TAX DISTRIBUTION              | 0004411 28,017.90     |
| 11/10                   | 37150  | FDAT Distributions | DISTRIBUTE FIRE DISTRICT ASSI | 1000014040 1,618.45   |
| 11/14                   | 20152  | 2015 RE Taxes      | TAX DISTRIBUTION              | 0004412 428.01        |
| 11/14                   | 20161  | 2016 UPP Taxes     | TAX DISTRIBUTION              | 0004412 1,354.01      |
| 11/14                   | 20162  | 2016 RE Taxes      | TAX DISTRIBUTION              | 0004412 27,094.58     |
| 11/14                   | 37150  | FDAT Distributions | DISTRIBUTE FIRE DISTRICT ASSI | 1000014043 1,048.50   |
| 11/14                   | 91032  | Warrants Redeemed  | PAID WARRANTS                 | 1000014045 216.43-    |
| 11/15                   | 20142  | 2014 RE Taxes      | TAX DISTRIBUTION              | 0004413 6.68-         |
| 11/15                   | 20152  | 2015 RE Taxes      | TAX DISTRIBUTION              | 0004412 118.55        |
| 11/15                   | 20152  | 2015 RE Taxes      | TAX DISTRIBUTION              | 0004413 860.83        |
| 11/15                   | 20161  | 2016 UPP Taxes     | TAX DISTRIBUTION              | 0004412 53.10         |
| 11/15                   | 20161  | 2016 UPP Taxes     | TAX DISTRIBUTION              | 0004413 4,668.09      |
| 11/15                   | 20162  | 2016 RE Taxes      | TAX DISTRIBUTION              | 0004412 6,437.53      |
| 11/15                   | 20162  | 2016 RE Taxes      | TAX DISTRIBUTION              | 0004413 43,658.64     |
| 11/15                   | 37150  | FDAT Distributions | DISTRIBUTE FIRE DISTRICT ASSI | 1000014046 1,040.14   |
| 11/16                   | 20101  | 2010 UPP Taxes     | TAX DISTRIBUTION              | 0004414 3.36          |
| 11/16                   | 20151  | 2015 UPP Taxes     | TAX DISTRIBUTION              | 0004414 173.42-       |
| 11/16                   | 20152  | 2015 RE Taxes      | TAX DISTRIBUTION              | 0004414 388.33        |
| 11/16                   | 20161  | 2016 UPP Taxes     | TAX DISTRIBUTION              | 0004413 68.27         |
| 11/16                   | 20161  | 2016 UPP Taxes     | TAX DISTRIBUTION              | 0004414 959.77        |
| 11/16                   | 20162  | 2016 RE Taxes      | TAX DISTRIBUTION              | 0004413 2,189.98      |
| 11/16                   | 20162  | 2016 RE Taxes      | TAX DISTRIBUTION              | 0004414 68,278.27     |
| 11/16                   | 37150  | FDAT Distributions | DISTRIBUTE FIRE DISTRICT ASSI | 1000014049 1,909.12   |
| 11/16                   | 91032  | Warrants Redeemed  | PAID WARRANTS                 | 1000014051 1,291.25-  |
| 11/16                   | 91702  | Transfer out       | CENTRAL AZ FIRE&MED AUTH EMAI | 1007218 3,676,329.37- |
| 11/17                   | 20152  | 2015 RE Taxes      | TAX DISTRIBUTION              | 0004415 874.83        |
| 11/17                   | 20161  | 2016 UPP Taxes     | TAX DISTRIBUTION              | 0004415 956.61        |
| 11/17                   | 20162  | 2016 RE Taxes      | TAX DISTRIBUTION              | 0004415 14,270.05     |
| 11/17                   | 37150  | FDAT Distributions | DISTRIBUTE FIRE DISTRICT ASSI | 1000014052 3,613.54   |
| 11/18                   | 20122  | 2012 RE Taxes      | TAX DISTRIBUTION              | 0004416 3.50          |
| 11/18                   | 20132  | 2013 RE Taxes      | TAX DISTRIBUTION              | 0004416 3.74          |
| 11/18                   | 20142  | 2014 RE Taxes      | TAX DISTRIBUTION              | 0004416 3.80          |
| 11/18                   | 20152  | 2015 RE Taxes      | TAX DISTRIBUTION              | 0004416 1.15          |
| 11/18                   | 20161  | 2016 UPP Taxes     | TAX DISTRIBUTION              | 0004416 312.60        |
| 11/18                   | 20162  | 2016 RE Taxes      | TAX DISTRIBUTION              | 0004416 27,993.40     |
| 11/18                   | 37150  | FDAT Distributions | DISTRIBUTE FIRE DISTRICT ASSI | 1000014055 590.13     |
| 11/21                   | 20151  | 2015 UPP Taxes     | TAX DISTRIBUTION              | 0004417 21.87         |

Debit Page Totals: 3,684,045.65- Credit Page Totals: 3,102,559.63 Page End Totals: 5,575,840.79

12/05/16  
10:14:40

Yavapai County Treasurer  
Monthly Statement

TR046DSR  
C00623

\* Account Number: 6-60040-0000 Central Yavapai Fire Dist GF Date Range: 11/01/2016 to 11/30/2016 Page: 3  
\*\*\*\*\*

| T R A N S A C T I O N S |        |                                  | Notes                         | Debits/Credits       |
|-------------------------|--------|----------------------------------|-------------------------------|----------------------|
| Date                    | Source | Description                      |                               |                      |
| 11/21                   | 20152  | 2015 RE Taxes                    | TAX DISTRIBUTION              | 0004417 130.93       |
| 11/21                   | 20161  | 2016 UPP Taxes                   | TAX DISTRIBUTION              | 0004417 910.16       |
| 11/21                   | 20162  | 2016 RE Taxes                    | TAX DISTRIBUTION              | 0004417 26,779.18    |
| 11/21                   | 37150  | FDAT Distributions               | DISTRIBUTE FIRE DISTRICT ASSI | 1000014058 486.15    |
| 11/22                   | 20152  | 2015 RE Taxes                    | TAX DISTRIBUTION              | 0004418 542.12       |
| 11/22                   | 20161  | 2016 UPP Taxes                   | TAX DISTRIBUTION              | 0004418 296.83       |
| 11/22                   | 20162  | 2016 RE Taxes                    | TAX DISTRIBUTION              | 0004418 13,921.18    |
| 11/22                   | 37150  | FDAT Distributions               | DISTRIBUTE FIRE DISTRICT ASSI | 1000014061 557.18    |
| 11/22                   | 91032  | Warrants Redeemed                | PAID WARRANTS                 | 1000014063 4,136.25- |
| 11/23                   | 20152  | 2015 RE Taxes                    | TAX DISTRIBUTION              | 0004419 790.64       |
| 11/23                   | 20161  | 2016 UPP Taxes                   | TAX DISTRIBUTION              | 0004419 203.80       |
| 11/23                   | 20162  | 2016 RE Taxes                    | TAX DISTRIBUTION              | 0004419 10,572.64    |
| 11/23                   | 37150  | FDAT Distributions               | DISTRIBUTE FIRE DISTRICT ASSI | 1000014064 430.73    |
| 11/28                   | 20152  | 2015 RE Taxes                    | TAX DISTRIBUTION              | 0004420 398.12       |
| 11/28                   | 20161  | 2016 UPP Taxes                   | TAX DISTRIBUTION              | 0004420 432.25       |
| 11/28                   | 20162  | 2016 RE Taxes                    | TAX DISTRIBUTION              | 0004420 9,168.86     |
| 11/28                   | 37150  | FDAT Distributions               | DISTRIBUTE FIRE DISTRICT ASSI | 1000014067 276.17    |
| 11/29                   | 20152  | 2015 RE Taxes                    | TAX DISTRIBUTION              | 0004421 115.27       |
| 11/29                   | 20161  | 2016 UPP Taxes                   | TAX DISTRIBUTION              | 0004421 72.35        |
| 11/29                   | 20162  | 2016 RE Taxes                    | TAX DISTRIBUTION              | 0004421 45,899.52    |
| 11/29                   | 37150  | FDAT Distributions               | DISTRIBUTE FIRE DISTRICT ASSI | 1000014070 434.12    |
| 11/29                   | 38109  | Interest on Investments St Treas | INVESTMENT INTEREST           | 1000014072 4.33      |
| 11/29                   | 38109  | Interest on Investments St Treas | INVESTMENT INTEREST           | 1000014073 874.34    |
| 11/29                   | 91032  | Warrants Redeemed                | PAID WARRANTS                 | 1000014074 4,164.48- |
| 11/30                   | 20152  | 2015 RE Taxes                    | TAX DISTRIBUTION              | 0004422 469.73       |
| 11/30                   | 20161  | 2016 UPP Taxes                   | TAX DISTRIBUTION              | 0004422 178.20       |
| 11/30                   | 20162  | 2016 RE Taxes                    | TAX DISTRIBUTION              | 0004422 13,159.71    |
| 11/30                   | 37150  | FDAT Distributions               | DISTRIBUTE FIRE DISTRICT ASSI | 1000014075 792.00    |

Ending Debit Totals: 3,692,346.38- Ending Credit Totals: 3,230,456.14 Ending Balance: 5,695,436.57

12/05/16  
10:14:40

Yavapai County Treasurer  
Monthly Statement

TR046DSR  
C00623

\* Account Number: 6-60040-0000 Central Yavapai Fire Dist GF Date Range: 11/01/2016 to 11/30/2016 Page: 4  
\*\*\*\*\*

| Account              | Fund | Stat | Payee | Warrant  | Amount    | Issue Date | Date       | Voucher |
|----------------------|------|------|-------|----------|-----------|------------|------------|---------|
| 6-60040-0000         | 600  | PAID | /     | 00060069 | 6,208.60  | 10/24/2016 | 11/01/2016 |         |
| 6-60040-0000         | 600  | PAID | /     | 00060070 | 1,291.25  | 11/07/2016 | 11/16/2016 |         |
| 6-60040-0000         | 600  | PAID | /     | 00060071 | 4,136.25  | 11/07/2016 | 11/22/2016 |         |
| 6-60040-0000         | 600  | PAID | /     | 00060072 | 216.43    | 11/07/2016 | 11/14/2016 |         |
| 6-60040-0000         | 600  | PAID | /     | 00060073 | 3,336.00  | 11/21/2016 | 11/29/2016 |         |
| 6-60040-0000         | 600  | PAID | /     | 00060074 | 828.48    | 11/21/2016 | 11/29/2016 |         |
| Status Subtotal      | :    |      |       | 6        | 16,017.01 |            |            |         |
| Fund Subtotal        | :    |      |       | 6        | 16,017.01 |            |            |         |
| Total Paid Warrants: |      |      |       | 6        | 16,017.01 |            |            |         |
| Total Outstanding. : |      |      |       |          | .00       |            |            |         |
| Total Void Warrants: |      |      |       |          | .00       |            |            |         |
| Total Registered . : |      |      |       |          | .00       |            |            |         |

12/05/16  
10:14:40

Yavapai County Treasurer  
Monthly Statement

TR046DSR  
C00623

\* Account Number: 6-60340-0000 Central Yavapai Fire Dist. Capital Reser Date Range: 11/01/2016 to 11/30/2016 Page: 2  
\*\*\*\*\*

|                 | (---Period---) | (-----Y-T-D-----) |       |          |                 |
|-----------------|----------------|-------------------|-------|----------|-----------------|
| Begin Balance:  | 7,080.27       | 6,513,613.75      |       |          |                 |
| Income . . . :  | 1.28           | 2,165.15          |       |          |                 |
| LOC Advance . : | .00            | .00               |       |          |                 |
| Expense . . . : | .00            | 6,508,697.35-     | LOC : | .00      | Levy: 49,073.38 |
| LOC Payments :  | .00            | .00               | Out : | .00      | Coll: 27,361.14 |
| Cash Balance :  | 7,081.55       | 7,081.55          | End : | 7,081.55 | Adj : 39.50-    |
|                 |                |                   |       |          | Out : 21,672.74 |

| Transaction Summary By Source                     | Beginning Balance: | 7,080.27        | 6,513,613.75  |
|---------------------------------------------------|--------------------|-----------------|---------------|
| Source Description                                |                    | Monthly         | Yearly        |
| 38108 Interest on Investments ICM                 |                    | .00             | 886.89        |
| 38109 <del>Interest on Investments St Treas</del> |                    | <del>1.28</del> | 1,278.07      |
| 38120 Interest on Transwestern Loan               |                    | .00             | .19           |
| 91702 Transfer out                                |                    | .00             | 6,508,697.35- |
|                                                   | Ending Balances:   | 7,081.55        | 7,081.55      |

Interest: \$1.28

12/05/16  
10:14:40

Yavapai County Treasurer  
Monthly Statement

TR046DSR  
C00623

\* Account Number: 6-60340-0000 Central Yavapai Fire Dist. Capital Reser Date Range: 11/01/2016 to 11/30/2016 Page: 1  
\*\*\*\*\*

| T R A N S A C T I O N S |        |                                  |                       |      | Begin Balance:  | 7,080.27       |
|-------------------------|--------|----------------------------------|-----------------------|------|-----------------|----------------|
| Date                    | Source | Description                      | Notes                 |      |                 | Debits/Credits |
| 11/29                   | 38109  | Interest on Investments St Treas | INVESTMENT INTEREST   |      | 1000014072      | .01            |
| 11/29                   | 38109  | Interest on Investments St Treas | INVESTMENT INTEREST   |      | 1000014073      | 1.27           |
| Ending Debit Totals:    |        | .00                              | Ending Credit Totals: | 1.28 | Ending Balance: | 7,081.55       |



12/05/16  
10:14:40

Yavapai County Treasurer  
Monthly Statement

TR046DSR  
C00623

\* Account Number: 6-60340-0000 Central Yavapai Fire Dist. Capital Reser Date Range: 11/01/2016 to 11/30/2016 Page: 2  
\*\*\*\*\*

| Account              | Fund Stat Payee | Warrant | Amount | Issue Date | Date | Voucher |
|----------------------|-----------------|---------|--------|------------|------|---------|
| Status Subtotal      | :               |         | .00    |            |      |         |
| Fund Subtotal        | :               |         | .00    |            |      |         |
| Total Paid Warrants: |                 |         | .00    |            |      |         |
| Total Outstanding. : |                 |         | .00    |            |      |         |
| Total Void Warrants: |                 |         | .00    |            |      |         |
| Total Registered . : |                 |         | .00    |            |      |         |

**CENTRAL YAVAPAI FIRE DISTRICT**  
**GL Trial Balance Worksheet**  
For The Period of 11/1/2016 through 11/30/2016

| Account      | Description              | Balances              |                       |                       |                       | Adjustments |
|--------------|--------------------------|-----------------------|-----------------------|-----------------------|-----------------------|-------------|
|              |                          | Beginning             | Debits                | Credits               | Ending                |             |
| 1100.0.0.000 | Cash with Yavapai County | \$8,666,826.95        | \$3,230,456.14        | \$3,686,137.78        | \$8,211,145.31        |             |
| TOTALS:      |                          | <u>\$8,666,826.95</u> | <u>\$3,230,456.14</u> | <u>\$3,686,137.78</u> | <u>\$8,211,145.31</u> |             |

\* Inactive accounts are marked and appear in grey.

**Central Yavapai Fire Bond Debt Service**  
**Income Statement**  
(Original Budget to Actual Comparison)  
For the period of 11/1/2016 Through 11/30/2016

|                                                     | Account | Actual              | Current Period<br>Budget | Variance            | %            | Actual                  | Year To Date<br>Budget | Variance                | %            |
|-----------------------------------------------------|---------|---------------------|--------------------------|---------------------|--------------|-------------------------|------------------------|-------------------------|--------------|
| <b><u>General &amp; Administrative Expenses</u></b> |         |                     |                          |                     |              |                         |                        |                         |              |
| Bond Debt Service Principal Payment                 | 600000  | \$0.00              | \$0.00                   | \$0.00              | 0.0 %        | \$915,000.00            | \$0.00                 | \$(915,000.00)          | 0.0 %        |
| Bond Debt Service Interest Expense                  | 610000  | 0.00                | 0.00                     | 0.00                | 0.0          | 419,158.82              | 0.00                   | (419,158.82)            | 0.0          |
| Professional Services                               | 640500  | 0.00                | 0.00                     | 0.00                | 0.0          | 1,275.00                | 0.00                   | (1,275.00)              | 0.0          |
| <b>Total General &amp; Administrative Expenses</b>  |         | <b>\$0.00</b>       | <b>\$0.00</b>            | <b>\$0.00</b>       | <b>0.0 %</b> | <b>\$1,335,433.82</b>   | <b>\$0.00</b>          | <b>\$(1,335,433.82)</b> | <b>0.0 %</b> |
| <b>Total Expenses</b>                               |         |                     |                          |                     |              | <b>\$1,335,433.82</b>   |                        | <b>\$(1,335,433.82)</b> |              |
| <b>Income (Loss) from Operations</b>                |         | <b>\$0.00</b>       | <b>\$0.00</b>            | <b>\$0.00</b>       | <b>0.0 %</b> | <b>\$(1,335,433.82)</b> | <b>\$0.00</b>          | <b>\$(1,335,433.82)</b> | <b>0.0 %</b> |
| <b><u>Other Income (Expense)</u></b>                |         |                     |                          |                     |              |                         |                        |                         |              |
| Bond Debt Service Tax Revenue                       | 420000  | \$293,257.38        | \$0.00                   | \$293,257.38        | 0.0 %        | \$2,040,527.77          | \$0.00                 | \$2,040,527.77          | 0.0 %        |
| Bond Debt Service Interest Revenue                  | 430000  | 127.26              | 0.00                     | 127.26              | 0.0          | 5,155.38                | 0.00                   | 5,155.38                | 0.0          |
| <b>Total Other Income (Expense)</b>                 |         | <b>\$293,384.64</b> | <b>\$0.00</b>            | <b>\$293,384.64</b> | <b>0.0 %</b> | <b>\$2,045,683.15</b>   | <b>\$0.00</b>          | <b>\$2,045,683.15</b>   | <b>0.0 %</b> |
| <b>Net Income (Loss)</b>                            |         | <b>\$293,384.64</b> | <b>\$0.00</b>            | <b>\$293,384.64</b> | <b>0.0 %</b> | <b>\$710,249.33</b>     | <b>\$0.00</b>          | <b>\$710,249.33</b>     | <b>0.0 %</b> |

12/12/16  
5:13:59 PM

**Central Yavapai Fire Bond Debt Service**  
**Balance Sheet**  
**As of 11/30/2016**

**Assets**

**Current Assets**

|                             |                |                    |
|-----------------------------|----------------|--------------------|
| Cash / Bond Debt Service    | \$1,172,570.38 |                    |
| Property Tax Receivable     | 35,584.23      |                    |
| Deferred Revenue - Prop Tax | (23,435.00)    |                    |
| Total Current Assets        |                | \$1,184,719.61     |
| <br>Total Assets            |                | <br>\$1,184,719.61 |

**Net Assets**

|                                  |              |                |
|----------------------------------|--------------|----------------|
| Retained Earnings                | \$474,470.28 |                |
| Current Year Net Assets          | 710,249.33   |                |
| Total Net Assets                 |              | 1,184,719.61   |
| Total Liabilities and Net Assets |              | \$1,184,719.61 |

**CENTRAL YAVAPAI FIRE DISTRICT**  
**BOND DEBT SERVICE ACCOUNT 6-60240-0000**  
**CHECK RECONCILIATION NOVEMBER, 2016**

**Reconciliation:**

|                               |    |            |
|-------------------------------|----|------------|
| Beginning Balance (CYFD):     | \$ | 879,185.74 |
| Deposits:                     | \$ | 293,257.38 |
| Bank Administration Fees:     | \$ | -          |
| Interest Income:              | \$ | 127.26     |
| Transfer to Building Account: | \$ | -          |

**Ending Balance:** \$ **1,172,570.38**

**Difference Between Balances:** \$ **0.00**

**Bank Statement Balance:**

**Balance Per Bank:** \$ **1,172,570.38**

**Ending Balance:** \$ **1,172,570.38**

**Deposits Per Bank Statement:**

|                          |    |            |
|--------------------------|----|------------|
| Deposits:                | \$ | -          |
| Real Estate Taxes:       | \$ | 289,726.26 |
| Personal Property Taxes: | \$ | 3,531.12   |

**Ending Balance:** \$ **293,257.38**

**Reconciliation Approved By:**

  
Scott Freitag, Fire Chief

12/13/16

**Reconciliation Reviewed By:**

  
David Tharp, Assistant Chief of Administration

12/13/16

**Reconciliation Prepared By:**

  
Debbie Spingola, Finance Manager

12-13-16

Central Yavapai Fire Bond Debt Service  
Bank Reconciliation Summary  
For the Bank Statement ending: 11/30/2016

| BANK CONTROL ID: CYFDA - CASH/BOND BUILDING FUND |          | DESC: CASH/BOND BUILDING FUND | ACCOUNT NO: 1100 |
|--------------------------------------------------|----------|-------------------------------|------------------|
| Beginning Balance:                               | 11/01/16 |                               | \$879,185.74     |
| Deposits and Credits:                            |          |                               | \$293,384.64     |
| Checks and Charges:                              |          |                               | \$0.00           |
| Adjustments:                                     |          |                               | \$0.00           |
| Ending Balance Per Reconciliation:               |          |                               | \$1,172,570.38   |
| Ending Balance Per Bank Statement:               | 11/30/16 |                               | \$1,172,570.38   |
| * Outstanding Deposits and Credits:              | 11/30/16 |                               | \$0.00           |
| * Outstanding Checks and Charges:                | 11/30/16 |                               | \$0.00           |
| Ending Book Balance:                             | 11/30/16 |                               | \$1,172,570.38   |

\* Outstanding amounts are all outstanding credits and charges dated prior or equal to the Reconciliation date.

Central Yavapai Fire Bond Debt Service  
BR Checks and Charges Cleared  
For the Bank Statement ending:

| Date | Document | Description | Module | Company | Amount |
|------|----------|-------------|--------|---------|--------|
|------|----------|-------------|--------|---------|--------|

TOTAL CHECKS AND CHARGES CLEARED:

**Central Yavapai Fire Bond Debt Service**  
**BR Checks and Charges Outstanding**  
For the Bank Statement ending:

| <u>Date</u> | <u>Document</u> | <u>Description</u> | <u>Module</u> | <u>Company</u> | <u>Amount</u> |
|-------------|-----------------|--------------------|---------------|----------------|---------------|
|-------------|-----------------|--------------------|---------------|----------------|---------------|

TOTAL CHECKS AND CHARGES OUTSTANDING:



Central Yavapai Fire Bond Debt Service  
BR Deposits and Credits Cleared  
For the Bank Statement ending: 11/30/16

|                                     |                         |                              |        |         |              |
|-------------------------------------|-------------------------|------------------------------|--------|---------|--------------|
| CYFDA                               | Cash/Bond Building Fund | Cash/Bond Building Fund      |        |         | 1100         |
| Date                                | Document                | Description                  | Module | Company | Amount       |
| 11/30/16                            | BDS Cash                | BDS Tax and Interest Revenue | GL     | CYFBDS  | \$293,384.64 |
| TOTAL DEPOSITS AND CREDITS CLEARED: |                         |                              |        |         | \$293,384.64 |

Central Yavapai Fire Bond Debt Service  
BR Deposits and Credits Outstanding  
For the Bank Statement ending:

| Date | Document | Description | Module | Company | Amount |
|------|----------|-------------|--------|---------|--------|
|------|----------|-------------|--------|---------|--------|

TOTAL DEPOSITS AND CREDITS OUTSTANDING:

Central Yavapai Fire Bond Debt Service  
Bank Reconciliation Register

| Document Number                                  | Date     | BR Status | Void? | Description                  | Date Cleared | Amount       |
|--------------------------------------------------|----------|-----------|-------|------------------------------|--------------|--------------|
| MODULE: JOURNAL ENTRIES FROM GENERAL LEDGER      |          |           |       |                              |              |              |
| BANK CONTROL ID: CYFDA - CASH/BOND BUILDING FUND |          |           |       |                              |              |              |
| BDS Cash                                         | 11/30/16 | Marked    | No    | BDS Tax and Interest Revenue | 12/12/16     | \$293,384.64 |
| SUB TOTAL FOR BANK:                              |          |           |       |                              |              | \$293,384.64 |
| TOTAL FOR MODULE:                                |          |           |       |                              |              | \$293,384.64 |

Central Yavapai Fire Bond Debt Service  
BR Adjustments Report  
For the Bank Statement ending:

| Date | Document | Description | GL Account | Offset Amt | Adj. Amt |
|------|----------|-------------|------------|------------|----------|
|------|----------|-------------|------------|------------|----------|

DOCUMENT:

ADJUSTMENT DOCUMENT " TOTAL:

TOTAL FOR ALL ADJUSTMENTS:

**Central Yavapai Fire Bond Debt Service**  
GL Account Ledger - Detail By Period  
11/1/2016 through 11/30/2016

| Batch                            | Journal | Entry # | Date     | Job | Document | Description                  | Debits                     | Credits              | Balance                      |
|----------------------------------|---------|---------|----------|-----|----------|------------------------------|----------------------------|----------------------|------------------------------|
| 1100.00                          |         |         |          |     |          | CASH / BOND DEBT SERVICE     |                            |                      | \$879,185.74                 |
| 130                              | A       | 448     | 11/30/16 |     | BDS Cash | BDS Tax and Interest Revenue | 293,384.64                 | -                    | 1,172,570.38                 |
| CASH / BOND DEBT SERVICE TOTALS: |         |         |          |     |          |                              | <u>\$293,384.64</u>        | <u>\$0.00</u>        | <u>\$1,172,570.38</u>        |
| TOTAL OF LEDGER:                 |         |         |          |     |          |                              | <u><u>\$293,384.64</u></u> | <u><u>\$0.00</u></u> | <u><u>\$1,172,570.38</u></u> |

12/05/16  
10:14:40

Yavapai County Treasurer  
Monthly Statement

TR046DSR  
C00623

\* Account Number: 6-60240-0000 Central Yavapai Fire Dist BDS Date Range: 11/01/2016 to 11/30/2016 Page: 5  
\*\*\*\*\*

|                   | (---Period---) | (---Y-T-D---) |       |              |                    |
|-------------------|----------------|---------------|-------|--------------|--------------------|
| Begin Balance:    | 879,185.74     | 463,827.05    |       |              |                    |
| Income . . . :    | 293,384.64     | 709,043.33    |       |              |                    |
| LOC Advance . . : | .00            | .00           |       |              |                    |
| Expense . . . :   | .00            | 300.00-       | LOC : | .00          | Levy: 1,312,352.97 |
| LOC Payments :    | .00            | .00           | Out : | .00          | Coll: 696,388.80   |
| Cash Balance :    | 1,172,570.38   | 1,172,570.38  | End : | 1,172,570.38 | Adj : 2.76         |
|                   |                |               |       |              | Out : 615,966.93   |

Transaction Summary By Source  
Source Description

|                                        | Beginning Balance: | 879,185.74<br>Monthly | 463,827.05<br>Yearly |
|----------------------------------------|--------------------|-----------------------|----------------------|
| 20051 2005 UPP Taxes                   |                    | .00                   | 4.88                 |
| 20061 2006 UPP Taxes                   |                    | .00                   | 2.65                 |
| 20071 2007 UPP Taxes                   |                    | .00                   | 4.78                 |
| 20081 2008 UPP Taxes                   |                    | .00                   | 5.78                 |
| 20082 2008 RE Taxes                    |                    | .00                   | .19                  |
| 20091 2009 UPP Taxes                   |                    | .00                   | 6.39                 |
| 20092 2009 RE Taxes                    |                    | .00                   | .12                  |
| 20101 2010 UPP Taxes                   |                    | .56                   | 12.39                |
| 20102 2010 RE Taxes                    |                    | .00                   | .15                  |
| 20111 2011 UPP Taxes                   |                    | .00                   | 21.26                |
| 20121 2012 UPP Taxes                   |                    | .00                   | 18.37                |
| 20122 2012 RE Taxes                    |                    | .42                   | 4.21                 |
| 20131 2013 UPP Taxes                   |                    | 1.25                  | 46.25                |
| 20132 2013 RE Taxes                    |                    | .93                   | 20.99-               |
| 20141 2014 UPP Taxes                   |                    | .00                   | 50.49                |
| 20142 2014 RE Taxes                    |                    | .10                   | 3.50                 |
| 20151 2015 UPP Taxes                   |                    | 6.70-                 | 401.99               |
| 20152 2015 RE Taxes                    |                    | 1,198.48              | 11,246.76            |
| 20161 2016 UPP Taxes                   |                    | 3,536.01              | 13,680.57            |
| 20162 2016 RE Taxes                    |                    | 288,526.33            | 682,708.23           |
| 38108 Interest on Investments ICM      |                    | .00                   | 174.85               |
| 38109 Interest on Investments St Treas |                    | 127.26                | 657.80               |
| 38120 Interest on Transwestern Loan    |                    | .00                   | 12.71                |
| 92195 Bond Redemption Payment          |                    | .00                   | 300.00-              |
| Ending Balances:                       |                    | 1,172,570.38          | 1,172,570.38         |

Real Estate Taxes: 289,726.26

UPP Taxes: 3,531.12

Intercol: 127.26

\$293,384.64

12/05/16  
10:14:40

Yavapai County Treasurer  
Monthly Statement

TR046DSR  
C00623

\* Account Number: 6-60240-0000 Central Yavapai Fire Dist BDS Date Range: 11/01/2016 to 11/30/2016 Page: 1  
\*\*\*\*\*

| T R A N S A C T I O N S |        |                |                  |         | Begin Balance: | 879,185.74 |
|-------------------------|--------|----------------|------------------|---------|----------------|------------|
| Date                    | Source | Description    | Notes            |         | Debits/Credits |            |
| 11/01                   | 20101  | 2010 UPP Taxes | TAX DISTRIBUTION | 0004404 | .19            |            |
| 11/01                   | 20152  | 2015 RE Taxes  | TAX DISTRIBUTION | 0004404 | 63.21          |            |
| 11/01                   | 20161  | 2016 UPP Taxes | TAX DISTRIBUTION | 0004404 | 523.86         |            |
| 11/01                   | 20162  | 2016 RE Taxes  | TAX DISTRIBUTION | 0004404 | 173,627.39     |            |
| 11/02                   | 20152  | 2015 RE Taxes  | TAX DISTRIBUTION | 0004405 | 20.37          |            |
| 11/02                   | 20161  | 2016 UPP Taxes | TAX DISTRIBUTION | 0004405 | 656.39         |            |
| 11/02                   | 20162  | 2016 RE Taxes  | TAX DISTRIBUTION | 0004404 | 12.69          |            |
| 11/02                   | 20162  | 2016 RE Taxes  | TAX DISTRIBUTION | 0004405 | 30,170.41      |            |
| 11/03                   | 20131  | 2013 UPP Taxes | TAX DISTRIBUTION | 0004406 | 1.25           |            |
| 11/03                   | 20132  | 2013 RE Taxes  | TAX DISTRIBUTION | 0004406 | .47            |            |
| 11/03                   | 20151  | 2015 UPP Taxes | TAX DISTRIBUTION | 0004406 | 4.89           |            |
| 11/03                   | 20152  | 2015 RE Taxes  | TAX DISTRIBUTION | 0004406 | 39.78          |            |
| 11/03                   | 20161  | 2016 UPP Taxes | TAX DISTRIBUTION | 0004406 | 109.03         |            |
| 11/03                   | 20162  | 2016 RE Taxes  | TAX DISTRIBUTION | 0004406 | 5,749.93       |            |
| 11/04                   | 20152  | 2015 RE Taxes  | TAX DISTRIBUTION | 0004407 | 195.74         |            |
| 11/04                   | 20161  | 2016 UPP Taxes | TAX DISTRIBUTION | 0004407 | 542.20         |            |
| 11/04                   | 20162  | 2016 RE Taxes  | TAX DISTRIBUTION | 0004407 | 28,272.95      |            |
| 11/07                   | 20152  | 2015 RE Taxes  | TAX DISTRIBUTION | 0004408 | 36.44          |            |
| 11/07                   | 20161  | 2016 UPP Taxes | TAX DISTRIBUTION | 0004408 | 107.57         |            |
| 11/07                   | 20162  | 2016 RE Taxes  | TAX DISTRIBUTION | 0004408 | 8,678.76       |            |
| 11/08                   | 20151  | 2015 UPP Taxes | TAX DISTRIBUTION | 0004409 | 1.05           |            |
| 11/08                   | 20152  | 2015 RE Taxes  | TAX DISTRIBUTION | 0004408 | 3.54           |            |
| 11/08                   | 20152  | 2015 RE Taxes  | TAX DISTRIBUTION | 0004409 | 25.82          |            |
| 11/08                   | 20161  | 2016 UPP Taxes | TAX DISTRIBUTION | 0004408 | 5.82           |            |
| 11/08                   | 20161  | 2016 UPP Taxes | TAX DISTRIBUTION | 0004409 | 50.68          |            |
| 11/08                   | 20162  | 2016 RE Taxes  | TAX DISTRIBUTION | 0004408 | 408.48         |            |
| 11/08                   | 20162  | 2016 RE Taxes  | TAX DISTRIBUTION | 0004409 | 4,363.17       |            |
| 11/09                   | 20151  | 2015 UPP Taxes | TAX DISTRIBUTION | 0004410 | 1.05           |            |
| 11/09                   | 20152  | 2015 RE Taxes  | TAX DISTRIBUTION | 0004410 | 47.66          |            |
| 11/09                   | 20161  | 2016 UPP Taxes | TAX DISTRIBUTION | 0004410 | 246.02         |            |
| 11/09                   | 20162  | 2016 RE Taxes  | TAX DISTRIBUTION | 0004410 | 5,880.22       |            |
| 11/10                   | 20142  | 2014 RE Taxes  | TAX DISTRIBUTION | 0004411 | .40            |            |
| 11/10                   | 20151  | 2015 UPP Taxes | TAX DISTRIBUTION | 0004411 | 1.52           |            |
| 11/10                   | 20152  | 2015 RE Taxes  | TAX DISTRIBUTION | 0004411 | 251.84         |            |
| 11/10                   | 20161  | 2016 UPP Taxes | TAX DISTRIBUTION | 0004411 | 321.74         |            |
| 11/10                   | 20162  | 2016 RE Taxes  | TAX DISTRIBUTION | 0004411 | 2,604.06       |            |
| 11/14                   | 20152  | 2015 RE Taxes  | TAX DISTRIBUTION | 0004412 | 42.99          |            |
| 11/14                   | 20161  | 2016 UPP Taxes | TAX DISTRIBUTION | 0004412 | 125.84         |            |
| 11/14                   | 20162  | 2016 RE Taxes  | TAX DISTRIBUTION | 0004412 | 2,518.17       |            |
| 11/15                   | 20142  | 2014 RE Taxes  | TAX DISTRIBUTION | 0004413 | .70-           |            |

|                    |     |                     |            |                  |              |
|--------------------|-----|---------------------|------------|------------------|--------------|
| Debit Page Totals: | .00 | Credit Page Totals: | 265,712.89 | Page End Totals: | 1,144,898.63 |
|--------------------|-----|---------------------|------------|------------------|--------------|

12/05/16  
10:14:40

Yavapai County Treasurer  
Monthly Statement

TR046DSR  
C00623

\* Account Number: 6-60240-0000 Central Yavapai Fire Dist BDS Date Range: 11/01/2016 to 11/30/2016 Page: 2  
\*\*\*\*\*

| T R A N S A C T I O N S |        |                                  |                     |                   |
|-------------------------|--------|----------------------------------|---------------------|-------------------|
| Date                    | Source | Description                      | Notes               | Debits/Credits    |
| 11/15                   | 20152  | 2015 RE Taxes                    | TAX DISTRIBUTION    | 0004412 11.91     |
| 11/15                   | 20152  | 2015 RE Taxes                    | TAX DISTRIBUTION    | 0004413 86.46     |
| 11/15                   | 20161  | 2016 UPP Taxes                   | TAX DISTRIBUTION    | 0004412 4.93      |
| 11/15                   | 20161  | 2016 UPP Taxes                   | TAX DISTRIBUTION    | 0004413 433.82    |
| 11/15                   | 20162  | 2016 RE Taxes                    | TAX DISTRIBUTION    | 0004412 598.31    |
| 11/15                   | 20162  | 2016 RE Taxes                    | TAX DISTRIBUTION    | 0004413 4,057.73  |
| 11/16                   | 20101  | 2010 UPP Taxes                   | TAX DISTRIBUTION    | 0004414 .37       |
| 11/16                   | 20151  | 2015 UPP Taxes                   | TAX DISTRIBUTION    | 0004414 17.41-    |
| 11/16                   | 20152  | 2015 RE Taxes                    | TAX DISTRIBUTION    | 0004414 39.00     |
| 11/16                   | 20161  | 2016 UPP Taxes                   | TAX DISTRIBUTION    | 0004413 6.34      |
| 11/16                   | 20161  | 2016 UPP Taxes                   | TAX DISTRIBUTION    | 0004414 89.21     |
| 11/16                   | 20162  | 2016 RE Taxes                    | TAX DISTRIBUTION    | 0004413 203.53    |
| 11/16                   | 20162  | 2016 RE Taxes                    | TAX DISTRIBUTION    | 0004414 6,345.79  |
| 11/17                   | 20152  | 2015 RE Taxes                    | TAX DISTRIBUTION    | 0004415 87.86     |
| 11/17                   | 20161  | 2016 UPP Taxes                   | TAX DISTRIBUTION    | 0004415 88.90     |
| 11/17                   | 20162  | 2016 RE Taxes                    | TAX DISTRIBUTION    | 0004415 1,326.24  |
| 11/18                   | 20122  | 2012 RE Taxes                    | TAX DISTRIBUTION    | 0004416 .42       |
| 11/18                   | 20132  | 2013 RE Taxes                    | TAX DISTRIBUTION    | 0004416 .46       |
| 11/18                   | 20142  | 2014 RE Taxes                    | TAX DISTRIBUTION    | 0004416 .40       |
| 11/18                   | 20152  | 2015 RE Taxes                    | TAX DISTRIBUTION    | 0004416 .11       |
| 11/18                   | 20161  | 2016 UPP Taxes                   | TAX DISTRIBUTION    | 0004416 29.05     |
| 11/18                   | 20162  | 2016 RE Taxes                    | TAX DISTRIBUTION    | 0004416 2,601.92  |
| 11/21                   | 20151  | 2015 UPP Taxes                   | TAX DISTRIBUTION    | 0004417 2.20      |
| 11/21                   | 20152  | 2015 RE Taxes                    | TAX DISTRIBUTION    | 0004417 13.16     |
| 11/21                   | 20161  | 2016 UPP Taxes                   | TAX DISTRIBUTION    | 0004417 84.62     |
| 11/21                   | 20162  | 2016 RE Taxes                    | TAX DISTRIBUTION    | 0004417 2,488.86  |
| 11/22                   | 20152  | 2015 RE Taxes                    | TAX DISTRIBUTION    | 0004418 54.44     |
| 11/22                   | 20161  | 2016 UPP Taxes                   | TAX DISTRIBUTION    | 0004418 27.59     |
| 11/22                   | 20162  | 2016 RE Taxes                    | TAX DISTRIBUTION    | 0004418 1,293.89  |
| 11/23                   | 20152  | 2015 RE Taxes                    | TAX DISTRIBUTION    | 0004419 79.41     |
| 11/23                   | 20161  | 2016 UPP Taxes                   | TAX DISTRIBUTION    | 0004419 18.94     |
| 11/23                   | 20162  | 2016 RE Taxes                    | TAX DISTRIBUTION    | 0004419 982.60    |
| 11/28                   | 20152  | 2015 RE Taxes                    | TAX DISTRIBUTION    | 0004420 39.98     |
| 11/28                   | 20161  | 2016 UPP Taxes                   | TAX DISTRIBUTION    | 0004420 40.18     |
| 11/28                   | 20162  | 2016 RE Taxes                    | TAX DISTRIBUTION    | 0004420 852.12    |
| 11/29                   | 20152  | 2015 RE Taxes                    | TAX DISTRIBUTION    | 0004421 11.58     |
| 11/29                   | 20161  | 2016 UPP Taxes                   | TAX DISTRIBUTION    | 0004421 6.72      |
| 11/29                   | 20162  | 2016 RE Taxes                    | TAX DISTRIBUTION    | 0004421 4,266.07  |
| 11/29                   | 38109  | Interest on Investments St Treas | INVESTMENT INTEREST | 1000014072 .63    |
| 11/29                   | 38109  | Interest on Investments St Treas | INVESTMENT INTEREST | 1000014073 126.63 |
| Debit Page Totals:      |        | .00                              | Credit Page Totals: | 292,097.86        |
|                         |        |                                  | Page End Totals:    | 1,171,283.60      |



12/05/16  
10:14:40

Yavapai County Treasurer  
Monthly Statement

TR046DSR  
C00623

\* Account Number: 6-60240-0000 Central Yavapai Fire Dist BDS Date Range: 11/01/2016 to 11/30/2016 Page: 3  
\*\*\*\*\*

| T R A N S A C T I O N S |        |                | Notes                 | Debits/Credits   |
|-------------------------|--------|----------------|-----------------------|------------------|
| Date                    | Source | Description    |                       |                  |
| 11/30                   | 20152  | 2015 RE Taxes  | TAX DISTRIBUTION      | 0004422 47.18    |
| 11/30                   | 20161  | 2016 UPP Taxes | TAX DISTRIBUTION      | 0004422 16.56    |
| 11/30                   | 20162  | 2016 RE Taxes  | TAX DISTRIBUTION      | 0004422 1,223.04 |
| Ending Debit Totals:    |        | .00            | Ending Credit Totals: | 293,384.64       |
|                         |        |                | Ending Balance:       | 1,172,570.38     |

12/05/16  
10:14:40

Yavapai County Treasurer  
Monthly Statement

TR046DSR  
C00623

\* Account Number: 6-60240-0000 Central Yavapai Fire Dist BDS Date Range: 11/01/2016 to 11/30/2016 Page: 4  
\*\*\*\*\*

| Account              | Fund Stat Payee | Warrant | Amount | Issue Date | Date | Voucher |
|----------------------|-----------------|---------|--------|------------|------|---------|
| Status Subtotal      | :               |         | .00    |            |      |         |
| Fund Subtotal        | :               |         | .00    |            |      |         |
| Total Paid Warrants: |                 |         | .00    |            |      |         |
| Total Outstanding. : |                 |         | .00    |            |      |         |
| Total Void Warrants: |                 |         | .00    |            |      |         |
| Total Registered . : |                 |         | .00    |            |      |         |

**Central Yavapai Fire Bond Debt Service**  
**GL Trial Balance Worksheet**  
For The Period of 11/1/2016 through 11/30/2016

| Account | Description              | Balances            |                     |               |                       | Adjustments |
|---------|--------------------------|---------------------|---------------------|---------------|-----------------------|-------------|
|         |                          | Beginning           | Debits              | Credits       | Ending                |             |
| 1100.00 | Cash / Bond Debt Service | \$879,185.74        | \$293,384.64        | \$0.00        | \$1,172,570.38        |             |
| TOTALS: |                          | <u>\$879,185.74</u> | <u>\$293,384.64</u> | <u>\$0.00</u> | <u>\$1,172,570.38</u> |             |

\* Inactive accounts are marked and appear in grey.

### **BOARD OFFICER DUTIES**

**Relative Information:** All Board members are eligible for election and should view the election to office as a routine and expected responsibility of Board membership. Arizona Revised Statutes require each Board to elect a Chairperson and a Clerk. While the term of office for the Chairperson and Clerk is one (1) year, there is no limitation on the number of sequential terms an individual may serve.

Board officers are generally elected during the month of December, depending on ranges of Board terms; ~~officers begin their term in January of the following year~~. Each elected officer takes office immediately and serves until the December first Board meeting of the following year, or until a successor is elected.

The duties of the Chairperson include:

1. Presiding at meetings of the Board of Directors. The Chairperson shall perform all of the duties prescribed by the Arizona Revised Statutes. The Chairperson is responsible for ensuring that that business of the public meetings is transacted in the proper order and is reasonably expedited observing appropriate procedure and decorum.
2. Consulting with the Fire Chief regarding the preparation of each Board meeting agenda.
3. Participating, along with other Board members, with all the rights of a member to discuss issues, make motions, nominate candidates, and to vote.
4. Calling Special Meetings (study sessions, executive sessions, and/or additional regular sessions) of the Board as described by the Arizona Open Meeting Law.
5. Signing official District documents on behalf of the Board when authorized by the Board.
6. Making appointments as may be required by law and/or for the orderly representation of the Board.

The duties of the Clerk include:

1. Serving as Chairperson in the absence of the Chairperson with all the powers and duties as described above. The Clerk shall have such other powers and duties as a majority of the Board may determine.
2. Serving on such committees and/or as representative as appointed by the Board Chairperson.
3. Ensuring accurate minutes of each Board meeting are taken, transcribed, and distributed. Ensuring official minutes are properly authenticated and maintained in chronological order. These duties are delegated to staff members under the supervision of the Clerk.
4. Signing on behalf of the District such documents that require two (2) signatures or as requested by the Chairperson.

Effective Date: ~~04/10/2006~~11/05/2015

Policy Name: Board Officer Duties

Revised Date:

Review Date: 12/01/2016

Policy Number: 3.5

**Policy Statement:** It shall be the policy of the Board of Directors of Central Yavapai Fire District that election to Board office is an accepted obligation of Board membership and that the Board may annually elect a Chairperson~~man~~ and a Clerk as required by State Law.

**Cross References:**

Arizona Revised Statutes

A.R.S. §48-805 Fire district; powers and duties

A.R.S. §48-803(E) District administered by a district board

Board Policy Manual

Policy 3.2 Director Responsibilities

Policy 3.7 Filling Board Vacancies

**BOARD OFFICER DUTIES**

**Relative Information:** All Board members are eligible for election and should view the election to office as a routine and expected responsibility of Board membership. Arizona Revised Statutes require each Board to elect a Chairperson and a Clerk. While the term of office for the Chairperson and Clerk is one (1) year, there is no limitation on the number of sequential terms an individual may serve.

Board officers are generally elected during the month of December, depending on ranges of Board terms. Each elected officer takes office immediately and serves until the December Board meeting of the following year, or until a successor is elected.

The duties of the Chairperson include:

1. Presiding at meetings of the Board of Directors. The Chairperson shall perform all of the duties prescribed by the Arizona Revised Statutes. The Chairperson is responsible for ensuring that that business of the public meetings is transacted in the proper order and is reasonably expedited observing appropriate procedure and decorum.
2. Consulting with the Fire Chief regarding the preparation of each Board meeting agenda.
3. Participating, along with other Board members, with all the rights of a member to discuss issues, make motions, nominate candidates, and to vote.
4. Calling Special Meetings (study sessions, executive sessions, and/or additional regular sessions) of the Board as described by the Arizona Open Meeting Law.
5. Signing official District documents on behalf of the Board when authorized by the Board.
6. Making appointments as may be required by law and/or for the orderly representation of the Board.

The duties of the Clerk include:

1. Serving as Chairperson in the absence of the Chairperson with all the powers and duties as described above. The Clerk shall have such other powers and duties as a majority of the Board may determine.
2. Serving on such committees and/or as representative as appointed by the Board Chairperson.
3. Ensuring accurate minutes of each Board meeting are taken, transcribed, and distributed. Ensuring official minutes are properly authenticated and maintained in chronological order. These duties are delegated to staff members under the supervision of the Clerk.
4. Signing on behalf of the District such documents that require two (2) signatures or as requested by the Chairperson.

Effective Date: 11/05/2015

Policy Name: Board Officer Duties

Revised Date:

Review Date: 12/1/2016

Policy Number: 3.5

---

**Policy Statement:** It shall be the policy of the Board of Directors of Central Yavapai Fire District that election to Board office is an accepted obligation of Board membership and that the Board may annually elect a Chairperson and a Clerk as required by State Law.

**Cross References:**

Arizona Revised Statutes

A.R.S. §48-805 Fire district; powers and duties

A.R.S. §48-803(E) District administered by a district board

Board Policy Manual

Policy 3.2 Director Responsibilities

Policy 3.7 Filling Board Vacancies