

NOTICE OF MEETING

Pursuant to A.R.S. §38-431.02, notice is hereby given to the members of the Central Yavapai Fire District Board of Directors and the general public that the Central Yavapai Fire District will hold a meeting open to the public on **Tuesday, March 15, 2016 at 2:00 p.m.** The meeting will be held at **Town of Prescott Valley, Library Auditorium, 7401 E. Civic Circle, Prescott Valley, Arizona.** The Board may vote to go into Executive Session on any agenda item, pursuant to A.R.S. §38-431.03(A)(3) for discussion and consultation for legal advice with the District's Attorney on matters as set forth in the agenda item. The following topics and any variables thereto, will be subject to Board consideration, discussion, approval, or other action. All items are set for possible action.

AGENDA

1. CALL TO ORDER / ROLL CALL OF BOARD MEMBERS

2. PLEDGE OF ALLEGIANCE

3. PRESENTATIONS

- A. Prescott Valley Town Council Report
- B. Update to Document Locator Archiving Software – Additional Costs

4. CALL TO THE PUBLIC

Those wishing to address the Central Yavapai Fire District Board need not request permission in advance. The Fire District Board is not permitted to discuss or take action on any item raised in the Call to the Public due to restrictions of the Open Meeting Law; however, individual Board members may be permitted to respond to criticism directed to them. Otherwise, the Board may direct the staff to review the matter or the matter may be placed on a future agenda.

5. CONSENT AGENDA

All matters listed under Consent Agenda are considered to be routine by the Central Yavapai Fire District Board and will be enacted by one motion. There will be no separate discussion on these items. If discussion is desired, that item will be removed from the Consent Agenda and will be considered separately for discussion and possible action.

- A. Approve Regular Session Minutes of February 16, 2016
- B. Approve Executive Session Minutes of February 16, 2016
- C. Approve General Fund Financial Statements
- D. Approve Bond Debt Service Financial Statements

6. CORRESPONDENCE

- A. Letters from the Public
- B. Monthly Division Reports from the Fire Chief and staff in regard to current activities of the Fire District and the status and progress relating thereto

7. OLD BUSINESS

- A. Discussion and Possible Action Related to Training Center Drainage Issues
- B. Discussion and Possible Action Related to State Forestry Agreement

8. NEW BUSINESS

- A. Discussion of Budget Process / Updates and Schedule of Work Study Session

9. VOTE TO GO INTO EXECUTIVE SESSION

- A. Legal Advice Pursuant to A.R.S. §38-431.03(A)(3) and Instruction to District Legal Counsel Pursuant to A.R.S. §38-431.03(A)(4) Re: Training Center Drainage

~~~~~  
If any disabled person needs any type of accommodation, please notify  
Central Yavapai Fire District at (928) 772-7711 prior to the scheduled meeting time.



B. Legal Advice Pursuant to A.R.S. §38-431.03(A)(3) and Instruction to District Legal Counsel Pursuant to A.R.S. §38-431.03(A)(4) Re: Intergovernmental Agreement with State Forestry

10. OLD BUSINESS CONTINUED

A. Discussion and Possible Action Related to Training Center Drainage Issues Discussed in Executive Session

B. Discussion and Possible Action Related to State Forestry Agreement Discussion in Executive Session

11. ADJOURNMENT

~~~~~  
If any disabled person needs any type of accommodation, please notify
Central Yavapai Fire District at (928) 772-7711 prior to the scheduled meeting time.



CENTRAL YAVAPAI FIRE DISTRICT
FIRE BOARD
REGULAR SESSION

February 16, 2016

MINUTES

1. CALL TO ORDER / ROLL CALL OF BOARD MEMBERS

Chairman Rutherford called the Central Yavapai Fire District Fire Board meeting to order on Tuesday, February 16, 2016, at 2:02 p.m. at the Central Yavapai Regional Training Academy, 9601 E Valley Road, Prescott Valley.

Members Present: Board Chairman Steve Rutherford, Board Members ViciLee Jacobs, Darlene Packard, and Tom Steele

Members Absent: Board Clerk Bob Page

Staff: Fire Chief Scott Freitag, Assistant Chief of Administration Dave Tharp, Administrative Manager Susanne Dixson, Administrative Assistant Kylee Burch

Others in Attendance: Attorney Nick Cornelius

2. PLEDGE OF ALLEGIANCE

Chairman Rutherford led the recitation of the Pledge of Allegiance.

Moment of Silence to Honor Sandy Heiden for Her Many Years of Dedication to Central Yavapai Fire District

3. PRESENTATIONS

A. Prescott Valley Town Council Report

Prescott Valley Town Council Member Stephen Marshall provided the Board with recent Prescott Valley building permit information.

B. Annual Alarm Summary 2015

Chief Bliss gave the 2015 calendar year alarm summary; Chief Tharp handed out condensed statistics to the Board. Chief Bliss explained that the report is for the calendar year, rather than the fiscal year, and it is a 3-year comparison; per accreditation requirements. Notable items:

- A majority of calls are EMS of some nature

- Total fires 107 – which is a small percentage of our calls
- A large number of other calls -- hazardous materials, water rescues, bees, snakes, false alarms, assist police department

Chairman Rutherford noted that an elected official mentioned he didn't like the Medical reference in CAFMA name. Chief Freitag stated that we send fire out to all calls because you never know if it is actually a “basic life support” call, our engines can always be called off if a fire unit is not necessary. He stated that a majority of the medical calls are for advanced life support and require more people than what would be on an ambulance. Chairman Rutherford asked if there was criteria we followed for determining whether the call is for BLS or ALS; Chief Freitag explained that the determination was made onsite.

Chief Bliss gave a breakdown of calls and which station/engine ran the calls. Of note here,

- Station 53 was the busiest within our jurisdiction; according to the slide, 51 is the slowest, but the graph doesn't show all the calls 51 runs in Prescott
- Engine 53 ran about 200 calls where they were not the first engine on the scene, indicating a multiple engine response.
- There are no hard rules about how many calls an engine can run before they're considered too busy.
- Large majority of calls we run are in Prescott Valley; a small amount in Dewey-Humboldt, and a small amount in county areas.

Chairman Rutherford asked if the call breakdown correlates with areas that contribute proportionate revenue. Chief Freitag answered yes, the high call volume areas are primarily in Prescott Valley where the biggest portion of tax dollars comes from.

- We had zero commercial structure fires;
- 2 structure fires greater than 300k which usually means the structure was not savable;
- 1 civilian injury, 1 fatality;

Chief Bliss also noted that Williamson Valley helps a lot with medical calls in talking rock area; in return we send out resources to their area for fires.

He explained that the out-of-district calls are typically wildland but not always; some of these often happen due to reporting area not being clear, for example, on Highway 169. He further explained that the mutual aid calls are mostly with Mayer, and that off-district was unusually high this year with wildfires in multiple states.

Chief Bliss noted that Engine 57 is at the top of the list for taking the calls in their 1st due area. Engine 50 is at the bottom of that list; we watch that station every year. They are out of their 1st due a lot due to calls in Dewey-Humboldt requiring move-ups.

Engine 50 continues to be on watch as they are out of their area the most, and at some point we will have to put an extra engine on.

Chief Bliss stated that we are still exceeding our response time goals, and that other numbers, such as averages, are looked at as well.

Board Member Jacobs asked if issues at the communication center are still a big factor in the response time. Chief Bliss answered yes, that dispatch has a big part in that. We have a recording problem on our side as well -- it's a goal to improve that piece on our end. We've implemented the MDT's to help improve some of the inaccuracies. The catch is, we now have more control, but we also have the responsibility and have identified a need for training.

Chief Freitag addressed the issues going on with Prescott and the concept of tiered response as he does have background with a tiered system. Chief Freitag believes a tiered dispatch system will reduce some of the calls; however the tiered response relies on the caller giving accurate information. He stated this type of system works best in urban and suburban areas. When someone calls 911, that's their emergency and they expect response. For someone to call from a rural area and be told they will have to wait 30-45 minutes for an ambulance would be unacceptable.

Chief Freitag stated he did an interview with the Courier and the hospital, noting that a tiered system is workable. One option for the Dewey-Humboldt area would be a quick response vehicle, removing the need to move up engine 50. He also noted that you have to have a robust dispatch center with up to date software, and well-trained personnel to run the system in order for it to be successful. The CAD system upgrade is currently postponed due to the financial situation in Prescott. Also, they are having a difficult time recruiting and retaining personnel. If you don't improve the system, hire, train and retain new people, adding a medical dispatch system will not work. We service 300 square miles with 15 fire trucks, with some areas being very rural; reducing resources increases response time.

Board Member Jacobs asked if catastrophic event with CAD occurs, will the system roll to YCSO. Chief Freitag indicated, no, and Chief Bliss added that there is a short-term plan, but the YCSO cannot handle our call volume.

Board Member Steele asked if a catastrophic event with the CAD system is due to hardware or software. Chief Freitag indicated it is due to software; they have some of the newer hardware, but the software is antiquated. He also noted that the City of Prescott is doing a wage study which could bump wages for the dispatch center, which the partners all pay for. Chairman Rutherford asked what percentage of PRCC budget falls on the City. Chief Bliss indicated we have the breakdown, but don't have numbers here.

C. Mid-Year Review of District Goals and Objectives 2015-2016

Chief Freitag noted he did not have a presentation, and explained the excel spreadsheet. He also stated that changes or updates have been put in red. His update on the goals included the following:

Goal 1, objective 3: We just received the NAV. What these numbers tell us is that no one has a handle on the Prop 117 impact. We continue to work on this. Goal 1 is mostly about fire authority; everything is on track

Goal 2: much relies on Prevention; changes are being made.

Goal 3: overall moving forward and on track

Goal 4: relates to legislative issues. We are staying active, on track and involved

Goal 5: through formation of CAFMA we see this happening. Anything with a benchmark or target is on track

Goal 6: This is in the capable hands of Chief Feddema and is on track

Goal 7: We are working with hospital to use technology for training and we continue to work internally; this is ongoing and on track

Chairman Rutherford referenced goal 7, objective 3 and asked if the recently made approvals to purchase software was related to the CAD system upgrade. He was advised that the approval was for archiving software, not related to CAD. Chairman Rutherford then commented on the goals update, stating “Good work – you’re doing a great job.”

4. **CALL TO THE PUBLIC**

Those wishing to address the Central Yavapai Fire District Board need not request permission in advance. The Fire District Board is not permitted to discuss or take action on any item raised in the Call to the Public due to restrictions of the Open Meeting Law; however, individual Board members may be permitted to respond to criticism directed to them. Otherwise, the Board may direct the staff to review the matter or the matter may be placed on a future agenda.

Chairman Rutherford opened the meeting for public comments.

There were no comments

5. **CONSENT AGENDA**

All matters listed under Consent Agenda are considered to be routine by the Central Yavapai Fire District Board and will be enacted by one motion. There will be no separate discussion on these items. If discussion is desired, that item will be removed from the Consent Agenda and will be considered separately for discussion and possible action.

A. Approve Regular Session Minutes - January 19, 2016

B. Approve Executive Session Minutes - January 19, 2016

- C. Approve General Fund Financial Statements
- D. Approve Bond Debt Service Financial Statements
- E. Approve Fire Protection Agreement - Baker
- F. Approve Fire Protection Agreement - Mattmann
- G. Approve Fire Protection Agreement - Townsend
- H. Approve Camp Verde Fire District Purchasing Agreement
- I. Approve Montezuma Rimrock Fire District Purchasing Agreement

Board Member Steele made a motion to approve the consent agenda items 5A through I.
Board Member Packard seconded the motion. MOTION CARRIED

AYES: Jacobs, Packard, Rutherford, Steele

NAYS: None

6. CORRESPONDENCE

A. Letters from the Public

Thank you from Town of PV – Polar Bear Splash

Thank you card to firefighters

Thank you from local church

B. Monthly Division Reports from the Fire Chief and staff in regard to current activities of the Fire District and the status and progress relating thereto

Chief Freitag stated that PSPRS passed out of the House and the Senate with one amendment. He said there is no clarity yet on what the amendment was or what impact it will have. The report from AFDA did not indicate what the amendment was either; however the deadline was made and it should be on the May ballot. A few groups have concerns, but a majority of police associations are on board. ATRA and Goldwater have concerns; they would prefer to scrap the entire system or leave it as is since they believe the system will correct itself in 20 years. None of those groups have offered viable options. Chairman Rutherford stated he believes the idea of the system correcting itself in 20 years does not take into consideration the entities that will be bankrupt due to PSPRS won't be contributing any longer.

Chief Freitag also wanted to note that we continue to work with Prescott; they have a study session scheduled for March 15th to discuss changes and options with their systems. The study session is scheduled for the same day as our next Board Meeting so he may ask Chief Polacek to attend as a representative of our organization. He said he has had good conversations with YRMC about any potential reduction in services.

Chief Freitag advised the Board that AFSI has asked him to Chair a committee of Fire Chiefs who will be the direct voice to the State Forester as they take over the State Fire Marshal's office. The State Forester wants to get the fire service in Arizona back on

track again. Arizona is the only state out of 50 that does not report to the National Fire Incident Reporting System.

Chief Tharp requested Chief Freitag's evaluation be moved to March due to budget timing needs.

Chief Tharp stated that he and Chief Bliss are still working with the county on NAV & determining how the valuation numbers are reached. Additionally, he received notice from the Yavapai County Attorney's Office that the Trans-Western Pipeline has challenged their assessment again this year. This is the type of nuance we really can't plan for.

Chief Tharp noted that he attended the APEHP board meeting. The board agreed on a rate increase at 2%. The bad news is our claims to premium ratio will result in an additional 5% surcharge. Since Chino Valley has a healthy claim to premium ratio, we may see a reduction in that surcharge for CAFMA.

Training Chief Feddema addressed the Board to ensure there were no questions regarding the several injuries sustained over one week of training. The Board did not have any additional questions. Chief Feddema stated we are working with the City of Prescott and the Safety Committee to address the issues.

7. OLD BUSINESS

A. Discussion and Possible Action Related to Training Center Drainage Issues

Attorney Cornelius stated there was a follow up conference call with most players in regards to this issue; of the parties on the call there were some not available so they need to set up another call, which is likely 2-3 weeks out. We think that it is moving in an appropriate direction. Our status conference with the court has a May 2016 date.

B. Discussion and Possible Action Related to State Forestry Intergovernmental Agreement

Attorney Cornelius advised that Attorney Mike Parish had been provided the draft document and comments have yet to arrive. He should hear back by the end of the week to get something more concrete, and is hopeful to reach resolution. He reassured the Board there is an existing IGA in place and services will continue to be provided.

C. Discussion Regarding Fiscal Year End June 30, 2015 Audit

Chief Tharp indicated the audit was approved at last month's meeting and was placed on this agenda for discussion.

Chief Tharp went over audit report highlights:

- Management discussion & analysis comes from staff. He recommends reading through it to see the trends.

- There was a significant decrease in net position, it looks concerning but is mostly attributed to GASB 68 -- accounting for pension liabilities. Overall, the net position of organization is healthy, and the reduction in carryover was planned.
- On page 15; the Statement of Net Position is really the same as a Profit & Loss statement showing unrealized debt and unrealized assets.
- The Statement of Activities explains how we got to the amount and what we spend our money on
- Page 19; Statement of Revenues is a quick glance at the funds.\$9.9mil currently between all three funds.
- Page 50; Schedule of changes in fund balance – basically an income statement; last year about \$61k less than budgeted in revenue, but also less spent than budgeted.

In summary, the audit shows we're doing exactly what we planned.

Chairman Rutherford said that page 50 is representative of how well the staff managed the budget; job well done! He also stated that he found the MD&A definitions and notes to be very helpful. He added in regard to the great decrease in net position - people need to understand that the decrease is due to reporting requirements being changed..

Chief Freitag agreed that Chief Tharp and his staff does a great job.

Chief Tharp indicated that fiscal year 16 will end the contract for Hinton Burdick; will likely ask for amendment to allow HB to do the first year of CAFMA for consistency.

D. Discussion and Direction to Staff Concerning Chino Valley Meeting Location

Chief Freitag updated that the Town of Chino Valley decided to hold work study sessions the same day as our board meetings. We'll have to have the meetings in the training room at 61. Chiefs Freitag and Feddema are looking at purchasing a video camera to accommodate the recording of the meetings, as well as address some needs in Training. Additionally, Chief Freitag is looking at other options for posting the meetings, such as obtaining a YouTube channel.

8. NEW BUSINESS

A. Discussion and Possible Action Related to 2016 Annual Goals Update

Board Member Jacobs made a motion to approve the 2016 Annual Goals Update.
Board Member Packard seconded the motion. MOTION CARRIED

AYES: Jacobs, Packard, Rutherford, Steele
NAYS: None

- B. Discussion and Possible Action Related to Policies: Remove Policy 100 Mission Statement; New Joint Policies J100 Mission, Vision and Values; Central Arizona Fire and Medical Authority Compass; Revised Policy J121 Policy Committee; New Joint Policies: J190 Public Records Access; J193 Telecommuting; J194 Tax Advantaged Bonds; J243 Demotions; J603 Employee Contact with Elected Officials; J604 Employee Contact with Elected Officials During Board Meetings; J905 National Fire Protection Association (NFPA) Compliance

Chief Freitag noted that we've added Mission, Vision and Values as a joint policy, and that the Compass is a guiding document. The Compass does not technically need to be approved by this Board as it will go before the CAFMA Board for approval.

Chairman Rutherford stated it appears that most changes are just to create a joint policy.

Chief Freitag stated that the NFPA policy went through attorney Cornelius.

Board Member Steele made a motion to approve New Joint Policies J100 Mission, Vision and Values; Central Arizona Fire and Medical Authority Compass; Revised Policy J121 Policy Committee; New Joint Policies: J190 Public Records Access; J193 Telecommuting; J194 Tax Advantaged Bonds; J243 Demotions; J603 Employee Contact with Elected Officials; J604 Employee Contact with Elected Officials During Board Meetings; J905 National Fire Protection Association (NFPA) Compliance. Board Member Jacobs seconded the motion. MOTION CARRIED.

AYES: Jacobs, Packard, Rutherford, Steele
NAYS: None

9. VOTE TO GO INTO EXECUTIVE SESSION

- A. Legal Advice Pursuant to A.R.S. §38-431.03(A)(3) and Instruction to District Legal Counsel Pursuant to A.R.S. §38-431.03(A)(4) Re: Training Center Drainage
B. Legal Advice Pursuant to A.R.S. §38-431.03(A)(3) and Instruction to District Legal Counsel Pursuant to A.R.S. §38-431.03(A)(4) Re: Intergovernmental Agreement with State Forestry

Board Member Jacobs made a motion to go into Executive Session. Board Member Packard seconded the motion. MOTION CARRIED

AYES: Jacobs, Packard, Rutherford, Steele
NAYS: None

Chairman Rutherford recessed the meeting to allow the Board to go into Executive Session at 3:46 p.m.

Board Member Packard made a motion to reconvene in open session. Board Member Jacobs seconded the motion. MOTION CARRIED

AYES: Jacobs, Packard, Rutherford, Steele
NAYS: None

Chairman Rutherford reconvened the Public Session at 4:04 p.m.

10. OLD BUSINESS CONTINUED

A. Discussion and Possible Action Related to Training Center Drainage Issues Discussed in Executive Session

Chairman Rutherford gave direction to Attorney Cornelius to please proceed as directed.

B. Discuss and Possible Action Related to State Forestry Intergovernmental Agreement Issues Discussed in Executive Session

No action to be taken.

11. ADJOURNMENT

Board Member Tom Steele made a motion to adjourn the meeting. Board Member ViciLee Jacobs seconded the motion. MOTION CARRIED

AYES: Jacobs, Packard, Page, Rutherford, Steele
NAYS: None

Chairman Rutherford adjourned the meeting at 4:06 p.m.

Date

Bob Page, Board Clerk

CENTRAL YAVAPAI FIRE DISTRICT
Income Statement
(Original Budget to Actual Comparison)
For the period of 2/1/2016 Through 2/29/2016

Account	Current Period					Year To Date				
	Actual	Budget	Variance	%		Actual	Budget	Variance	%	
Revenues										
Real Estate Tax	400000000	\$339,647.40	\$0.00	\$339,647.40	0.0%	\$8,486,883.46	\$13,018,632.00	\$(4,531,748.54)	(34.8)%	
Fire Protection Contracts	400100000	320.18	0.00	320.18	0.0	24,447.43	65,000.00	(40,552.57)	(62.4)	
Personal Property Tax	410000000	11,694.40	0.00	11,694.40	0.0	179,968.96	265,686.00	(85,717.04)	(32.3)	
Fire District Assistance Tax	420000000	7,945.94	0.00	7,945.94	0.0	210,320.18	313,900.00	(103,579.82)	(33.0)	
Walker VFD Maintenance	431500000	0.00	0.00	0.00	0.0	3,997.13	8,000.00	(4,002.87)	(50.0)	
Mayer Maintenance	432500000	0.00	0.00	0.00	0.0	6,138.01	5,000.00	1,138.01	22.8	
Chino Valley Maintenance	435000000	25,682.75	0.00	25,682.75	0.0	40,601.50	21,306.00	19,295.50	90.6	
Clarkdale Maintenance	435200000	0.00	0.00	0.00	0.0	2,882.26	3,000.00	(117.74)	(3.9)	
Camp Verde Maintenance	436000000	0.00	0.00	0.00	0.0	0.00	1,000.00	(1,000.00)	(100.0)	
Montezuma Rimrock Maintenance	436500000	0.00	0.00	0.00	0.0	0.00	1,000.00	(1,000.00)	(100.0)	
US Forest Service Maintenance	437500000	0.00	0.00	0.00	0.0	0.00	1,000.00	(1,000.00)	(100.0)	
Rosenbauer/Central States Maintenance	438500000	0.00	0.00	0.00	0.0	0.00	3,000.00	(3,000.00)	(100.0)	
Crown King Maintenance	439500000	0.00	0.00	0.00	0.0	0.00	500.00	(500.00)	(100.0)	
Plan Review Fees	440000000	850.00	0.00	850.00	0.0	6,315.10	4,500.00	1,815.10	40.3	
Care Home Inspection Revenue	441500000	0.00	0.00	0.00	0.0	0.00	500.00	(500.00)	(100.0)	
Special Events Fees	442000000	100.00	0.00	100.00	0.0	1,400.00	17,500.00	(16,100.00)	(92.0)	
CRMD Permits	442500000	0.00	0.00	0.00	0.0	0.00	200.00	(200.00)	(100.0)	
Inspection Fees	443000000	0.00	0.00	0.00	0.0	0.00	1,000.00	(1,000.00)	(100.0)	
Groom Creek Dispatch	460000000	0.00	0.00	0.00	0.0	0.00	500.00	(500.00)	(100.0)	
Williamson Vly FD Maintenance	464000000	0.00	0.00	0.00	0.0	0.00	750.00	(750.00)	(100.0)	
Other Vehicle Maintenance/Warranty	470000000	0.00	0.00	0.00	0.0	0.00	1,000.00	(1,000.00)	(100.0)	
Cell Tower Lease Revenue	477500000	2,687.50	0.00	2,687.50	0.0	22,694.16	38,000.00	(15,305.84)	(40.3)	
State of AZ/Off-District Fires	480000000	0.00	0.00	0.00	0.0	85,146.79	50,000.00	35,146.79	70.3	
Interest Income-General Fund	490000000	105.24	0.00	105.24	0.0	8,146.47	15,000.00	(6,853.53)	(45.7)	
Interest Income-Cap Rsv Fund	490100000	141.06	0.00	141.06	0.0	18,786.85	0.00	18,786.85	0.0	
Misc. Income	510000000	7,955.27	0.00	7,955.27	0.0	21,861.43	10,900.00	10,961.43	100.6	
CPR Class Income	510500000	0.00	0.00	0.00	0.0	428.00	6,000.00	(5,572.00)	(92.9)	
Wildland Reimbursements	512531000	0.00	0.00	0.00	0.0	0.00	15,000.00	(15,000.00)	(100.0)	
Communications Contracting Revenue	514041000	7,532.67	0.00	7,532.67	0.0	67,254.77	125,000.00	(57,745.23)	(46.2)	
Paramedic Ride-in For Lifeline	535000000	0.00	0.00	0.00	0.0	0.00	100.00	(100.00)	(100.0)	
Donations	540000000	20,044.00	0.00	20,044.00	0.0	20,564.00	500.00	20,064.00	4012.8	
2007 HSGP Grant	541050001	0.00	0.00	0.00	0.0	0.00	20,000.00	(20,000.00)	(100.0)	
Grant-FEMA-SAFER	543050005	0.00	0.00	0.00	0.0	114,275.11	145,810.00	(31,534.89)	(21.6)	
Babysitting Class	560000000	0.00	0.00	0.00	0.0	0.00	600.00	(600.00)	(100.0)	
Chino Valley Fire District-Prevention	561100000	45,000.00	0.00	45,000.00	0.0	45,000.00	45,000.00	0.00	0.0	
Warehouse Purchasing Group	570000000	35,499.41	0.00	35,499.41	0.0	132,202.42	50,000.00	82,202.42	164.4	
CYFD Training Center Classes	590000000	11,941.13	0.00	11,941.13	0.0	14,736.13	30,000.00	(15,263.87)	(50.9)	
Net Revenues		\$517,146.95	\$0.00	\$517,146.95	0.0 %	\$9,514,050.16	\$14,284,884.00	\$(4,770,833.84)	(33.4)%	

CENTRAL YAVAPAI FIRE DISTRICT
Income Statement
(Original Budget to Actual Comparison)
For the period of 2/1/2016 Through 2/29/2016

	Current Period					Year To Date			
	Account	Actual	Budget	Variance	%	Actual	Budget	Variance	%
<u>Personnel Expenses</u>									
Salaries/Admin	610010000	\$51,837.18	\$0.00	\$(51,837.18)	0.0%	\$385,183.70	\$597,913.00	\$212,729.30	35.6%
Salaries/CRMD	610020000	21,460.84	0.00	(21,460.84)	0.0	163,410.43	303,396.00	139,985.57	46.1
Salaries/Operations	610030000	385,324.95	0.00	(385,324.95)	0.0	3,214,270.33	5,242,451.00	2,028,180.67	38.7
Salaries/Training	610035000	15,874.56	0.00	(15,874.56)	0.0	155,619.63	253,313.00	97,693.37	38.6
Salaries/Communications	610041000	22,094.40	0.00	(22,094.40)	0.0	182,552.40	285,156.00	102,603.60	36.0
Salaries/Facilities Maintenance	610043000	5,651.20	0.00	(5,651.20)	0.0	46,551.20	73,478.00	26,926.80	36.6
Salaries/Fleet Maint	610048000	27,260.80	0.00	(27,260.80)	0.0	225,213.60	359,190.00	133,976.40	37.3
Salaries/Warehouse	610049000	4,878.40	0.00	(4,878.40)	0.0	40,030.80	63,740.00	23,709.20	37.2
Salaries/Reserve	610132000	2,370.21	0.00	(2,370.21)	0.0	13,692.19	20,000.00	6,307.81	31.5
Salaries Reserve/Aux Staffing	610232000	0.00	0.00	0.00	0.0	8,798.55	20,000.00	11,201.45	56.0
Special Detail/Admin	610310000	0.00	0.00	0.00	0.0	112.50	1,000.00	887.50	88.8
Special Detail / CRMD / Fire Pal	610320400	200.00	0.00	(200.00)	0.0	4,287.50	9,600.00	5,312.50	55.3
Special Detail / CRMD/ Babysitter Prgrm	610320402	0.00	0.00	0.00	0.0	0.00	250.00	250.00	100.0
Special Detail/CRMD/Spec Ev Assign Pay	610320403	0.00	0.00	0.00	0.0	493.75	6,500.00	6,006.25	92.4
Fire Investigator Trainees	610320404	0.00	0.00	0.00	0.0	0.00	1,000.00	1,000.00	100.0
Special Detail/Prev/Car Seat Program	610320406	0.00	0.00	0.00	0.0	287.50	0.00	(287.50)	0.0
Spec Det/Ops CPR Prgrm Int/Ext	610330425	387.50	0.00	(387.50)	0.0	1,900.00	5,000.00	3,100.00	62.0
Telestaff Maintenance	610330426	0.00	0.00	0.00	0.0	487.50	2,000.00	1,512.50	75.6
Spec Det/Ops Wildland Prgrm Mngr	610330428	0.00	0.00	0.00	0.0	0.00	600.00	600.00	100.0
Spec Det/Ops Chainsaw Maint Hours	610330429	0.00	0.00	0.00	0.0	0.00	600.00	600.00	100.0
Spec Det/Ops TRT Prgrm Mangr Pay	610330430	50.00	0.00	(50.00)	0.0	537.50	500.00	(37.50)	(7.5)
Spec Det/Ops Employee Hlth Immuniz Prgrm	610330431	0.00	0.00	0.00	0.0	0.00	500.00	500.00	100.0
Spec Det/Ops EMS Equip/Supplies Mngr	610330433	418.75	0.00	(418.75)	0.0	2,662.50	0.00	(2,662.50)	0.0
Spec Det/Ops CISD Program Shift Peers	610330435	0.00	0.00	0.00	0.0	0.00	500.00	500.00	100.0
Spec Det/Ops End of Prob Test (Eval/Help	610330436	0.00	0.00	0.00	0.0	37.50	400.00	362.50	90.6
Spec Det/Ops FF Promo Testing (Eval/Help	610330437	0.00	0.00	0.00	0.0	0.00	750.00	750.00	100.0
Spec Det/Ops Comm/Tower Work + New Tower	610330439	0.00	0.00	0.00	0.0	1,075.00	6,500.00	5,425.00	83.5
Spec Det/Ops Haz Mat Program	610330440	0.00	0.00	0.00	0.0	75.00	625.00	550.00	88.0
Spec Det/Ops Hose Program	610330441	0.00	0.00	0.00	0.0	0.00	500.00	500.00	100.0
Spec Det/Ops SCBA Program	610330442	0.00	0.00	0.00	0.0	100.00	750.00	650.00	86.7
Spec Det/Ops Mask Fit Testing Program	610330443	0.00	0.00	0.00	0.0	256.25	900.00	643.75	71.5
Spec Det/Ops Mask Fit Tstg Prg Res Rec A	610330444	0.00	0.00	0.00	0.0	0.00	200.00	200.00	100.0
Spec Det/Ops FF Equipment Program	610330445	0.00	0.00	0.00	0.0	0.00	625.00	625.00	100.0
Spec Det/Ops Res Rec Aca (Asst Instr/Hel	610330447	0.00	0.00	0.00	0.0	4,062.50	8,700.00	4,637.50	53.3
Spec Det/Ops Engineer Promo Testing	610330449	0.00	0.00	0.00	0.0	0.00	5,000.00	5,000.00	100.0
Spec Det/Ops Captain Promo Testing	610330450	0.00	0.00	0.00	0.0	0.00	2,100.00	2,100.00	100.0
Spec Detail / Warehouse	610330451	0.00	0.00	0.00	0.0	187.50	0.00	(187.50)	0.0

CENTRAL YAVAPAI FIRE DISTRICT
Income Statement
(Original Budget to Actual Comparison)
For the period of 2/1/2016 Through 2/29/2016

	Account	Actual	Current Period Budget	Variance	%	Actual	Year To Date Budget	Variance	%
Spec Det/Trng Instr Annual Eng Co Trn In	610335476	0.00	0.00	0.00	0.0	1,737.50	1,600.00	(137.50)	(8.6)
Spec Det/Trng Instr Rope Resc Prof Test	610335477	0.00	0.00	0.00	0.0	50.00	1,000.00	950.00	95.0
Spec Det/Trng Instr WL IA Class Instruct	610335479	350.00	0.00	(350.00)	0.0	1,612.50	5,000.00	3,387.50	67.8
Spec Det/Trng Instr In-House EMS Trainin	610335482	0.00	0.00	0.00	0.0	0.00	4,050.00	4,050.00	100.0
Tower Rescue/Instructor	610335483	225.00	0.00	(225.00)	0.0	275.00	1,000.00	725.00	72.5
CYRTA-CPAT Qtrly Tests	610335484	0.00	0.00	0.00	0.0	0.00	15,000.00	15,000.00	100.0
Spec Detail Warehouse	610349451	0.00	0.00	0.00	0.0	206.25	11,500.00	11,293.75	98.2
Supervisory Assignment Pay/CRMD	610420000	40.00	0.00	(40.00)	0.0	160.00	500.00	340.00	68.0
Supervisory Assignment Pay/Ops	610430000	2,443.00	0.00	(2,443.00)	0.0	19,695.88	20,000.00	304.12	1.5
Supervisory Assignment Pay/Maint	610448000	0.00	0.00	0.00	0.0	0.00	400.00	400.00	100.0
VA / SL Buyback	610530000	30,395.72	0.00	(30,395.72)	0.0	91,851.33	300,000.00	208,148.67	69.4
Assignment Pay/Tier 4	610630000	0.00	0.00	0.00	0.0	0.00	500.00	500.00	100.0
Special Duty/PT Monitoring	610730000	0.00	0.00	0.00	0.0	350.00	6,100.00	5,750.00	94.3
In District Severity / Reserves	610832000	0.00	0.00	0.00	0.0	0.00	2,000.00	2,000.00	100.0
O.T. Salaries/Admin	611010000	161.97	0.00	(161.97)	0.0	7,939.40	5,500.00	(2,439.40)	(44.4)
O.T. Salaries/CRMD	611020000	605.59	0.00	(605.59)	0.0	6,958.09	15,000.00	8,041.91	53.6
Recall O.T./Operations	611030000	3,344.57	0.00	(3,344.57)	0.0	29,567.21	45,000.00	15,432.79	34.3
SWAT Response / Coverage	611030250	0.00	0.00	0.00	0.0	(519.20)	9,000.00	9,519.20	105.8
O.T. Salaries/CYRTA	611035000	0.00	0.00	0.00	0.0	251.57	3,911.00	3,659.43	93.6
O.T. Salaries/Communications	611041000	5,845.64	0.00	(5,845.64)	0.0	40,971.00	15,000.00	(25,971.00)	(173.1)
O.T. Salaries/Facilities Maintenance	611043000	0.00	0.00	0.00	0.0	0.00	3,240.00	3,240.00	100.0
O.T. Salaries/Maint	611048000	2,605.99	0.00	(2,605.99)	0.0	4,483.05	5,750.00	1,266.95	22.0
Salaries/Warehouse OT	611049000	731.76	0.00	(731.76)	0.0	3,330.57	15,000.00	11,669.43	77.8
FLSA O.T. Salaries/Operations	611130000	27,550.80	0.00	(27,550.80)	0.0	141,757.68	130,463.00	(11,294.68)	(8.7)
Shift O.T. Salaries/Operations	611230000	0.00	0.00	0.00	0.0	(2,157.99)	0.00	2,157.99	0.0
Shift OT Sal/Ops/Rte Shft Cov(VL,SL,FMLA	611230200	18,770.08	0.00	(18,770.08)	0.0	208,395.98	280,000.00	71,604.02	25.6
Shift OT Sal/Ops/Shft Cov-Prom Test Prep	611230201	0.00	0.00	0.00	0.0	0.00	1,500.00	1,500.00	100.0
Off District WL - Covg & Pay	611431000	0.00	0.00	0.00	0.0	307,451.78	20,000.00	(287,451.78)	(1437.3)
Training Captain OT/Ops/Quartly Training	611535300	2,119.04	0.00	(2,119.04)	0.0	11,670.18	18,000.00	6,329.82	35.2
Training Captain OT/Ops/Qrtly Reser Trng	611535301	0.00	0.00	0.00	0.0	380.85	3,600.00	3,219.15	89.4
Training Captain OT/Ops/Bi-Annl Eng Trai	611535302	0.00	0.00	0.00	0.0	1,559.56	3,600.00	2,040.44	56.7
Training Captain OT/Ops/SD FT TC Work	611535304	150.00	0.00	(150.00)	0.0	3,481.25	3,750.00	268.75	7.2
Training Captain OT/Ops/SD FT Qtrly Rsv	611535305	0.00	0.00	0.00	0.0	0.00	1,200.00	1,200.00	100.0
Training Captain OT/Ops/EVOC Drvr Trng	611535307	0.00	0.00	0.00	0.0	115.56	2,500.00	2,384.44	95.4
Swift Water Training Officers	611535370	0.00	0.00	0.00	0.0	0.00	2,500.00	2,500.00	100.0
Flashover Recert-Training Officers	611535380	3,082.15	0.00	(3,082.15)	0.0	3,082.15	4,000.00	917.85	22.9
OT PT Progr Cov/Cov for Tier 4 Individua	611630210	0.00	0.00	0.00	0.0	0.00	4,500.00	4,500.00	100.0
OT PT Progr Cov/PT Monitoring Coverage	611630211	0.00	0.00	0.00	0.0	0.00	500.00	500.00	100.0
OT PT Progr Cov/PFT OT Admin	611630212	0.00	0.00	0.00	0.0	0.00	1,470.00	1,470.00	100.0

CENTRAL YAVAPAI FIRE DISTRICT
Income Statement
(Original Budget to Actual Comparison)
For the period of 2/1/2016 Through 2/29/2016

	Account	Current Period				Year To Date			
		Actual	Budget	Variance	%	Actual	Budget	Variance	%
OT In-District Severity Staffing	611731000	0.00	0.00	0.00	0.0	0.00	2,000.00	2,000.00	100.0
Trng Cov/OT Eng Co Trng Coverage	611835326	0.00	0.00	0.00	0.0	0.00	12,600.00	12,600.00	100.0
Trng Cov/OT Cov New PFT Trng	611835328	0.00	0.00	0.00	0.0	1,577.52	6,897.00	5,319.48	77.1
Trng Cov/OT Cov Peer Fitness Coordinator	611835329	0.00	0.00	0.00	0.0	0.00	1,680.00	1,680.00	100.0
Trng Cov/OT Cov AZ WL Acad AD Lve (3 Ins	611835331	0.00	0.00	0.00	0.0	0.00	3,500.00	3,500.00	100.0
Trng Cov/OT Cov AZ WL Acad AD Leave (Par	611835332	0.00	0.00	0.00	0.0	0.00	3,000.00	3,000.00	100.0
Trng Cov/OT Cov Basin WL Drill (2 Engine	611835333	0.00	0.00	0.00	0.0	0.00	4,000.00	4,000.00	100.0
Trng Cov/OT Cov Spec Ops Traning	611835336	0.00	0.00	0.00	0.0	0.00	3,000.00	3,000.00	100.0
Trng Cov/OT Cov Param Upgrade Trng (2)	611835337	0.00	0.00	0.00	0.0	1,537.54	10,000.00	8,462.46	84.6
Trng Cov/OT Cov TRT	611835338	0.00	0.00	0.00	0.0	0.00	12,000.00	12,000.00	100.0
Trng Cptn Cert Classes Coverage	611835339	0.00	0.00	0.00	0.0	837.84	4,000.00	3,162.16	79.1
Trng Cptn NIMS ICS 300/400	611835340	0.00	0.00	0.00	0.0	680.67	2,880.00	2,199.33	76.4
Trng Cptn Basin Ops Grp Meetings	611835341	0.00	0.00	0.00	0.0	0.00	1,000.00	1,000.00	100.0
State Retirement/Admin	612910000	3,788.43	0.00	(3,788.43)	0.0	28,984.98	40,721.00	11,736.02	28.8
State Retirement/CRMD	612920000	1,559.66	0.00	(1,559.66)	0.0	11,222.19	17,796.00	6,573.81	36.9
State Retirement/Training	612935000	265.20	0.00	(265.20)	0.0	2,167.23	3,993.00	1,825.77	45.7
State Retirement/Communications	612941000	3,204.71	0.00	(3,204.71)	0.0	25,884.26	34,428.00	8,543.74	24.8
State Retirement/Facilities Maintenance	612943000	648.20	0.00	(648.20)	0.0	5,339.48	8,800.00	3,460.52	39.3
State Retirement/Maint	612948000	1,687.30	0.00	(1,687.30)	0.0	14,112.49	18,425.00	4,312.51	23.4
State Retirement/Warehouse	612949000	652.09	0.00	(652.09)	0.0	4,999.38	9,031.00	4,031.62	44.6
P.S.P.R.S./Admin	613010000	4,104.39	0.00	(4,104.39)	0.0	51,918.62	83,101.00	31,182.38	37.5
P.S.P.R.S./CRMD	613020000	4,164.64	0.00	(4,164.64)	0.0	24,606.09	36,386.00	11,779.91	32.4
P.S.P.R.S. / Operations	613030000	196,200.79	0.00	(196,200.79)	0.0	1,221,336.32	1,807,408.00	586,071.68	32.4
P.S.P.R.S. / Training	613035000	1,104.03	0.00	(1,104.03)	0.0	6,236.58	26,609.00	20,372.42	76.6
P.S.P.R.S./Maint	613048000	4,004.47	0.00	(4,004.47)	0.0	19,861.17	29,147.00	9,285.83	31.9
401A Retirement / Ops	613230000	8,574.04	0.00	(8,574.04)	0.0	68,114.44	95,112.00	26,997.56	28.4
401A / Training	613235000	1,197.28	0.00	(1,197.28)	0.0	15,859.15	32,606.00	16,746.85	51.4
401A Retirement / Maint	613248000	630.93	0.00	(630.93)	0.0	7,339.77	7,925.00	585.23	7.4
Reserve Pension	614032000	276.02	0.00	(276.02)	0.0	2,361.78	4,200.00	1,838.22	43.8
State Comp/Admin	615010000	0.00	0.00	0.00	0.0	21,387.69	14,506.00	(6,881.69)	(47.4)
State Comp/CRMD	615020000	0.00	0.00	0.00	0.0	10,772.60	16,442.00	5,669.40	34.5
State Comp/Operations	615030000	0.00	0.00	0.00	0.0	260,845.93	288,099.00	27,253.07	9.5
State Comp/Reserves	615032000	0.00	0.00	0.00	0.0	0.00	2,054.00	2,054.00	100.0
State Comp/Training	615035000	0.00	0.00	0.00	0.0	13,323.08	12,578.00	(745.08)	(5.9)
State Comp/Comm	615041000	0.00	0.00	0.00	0.0	13,793.57	14,678.00	884.43	6.0
State Comp/Facilities	615043000	0.00	0.00	0.00	0.0	3,023.01	3,752.00	728.99	19.4
State Comp/Maint	615048000	0.00	0.00	0.00	0.0	8,315.68	17,865.00	9,549.32	53.5
State Comp/Warehouse	615049000	0.00	0.00	0.00	0.0	2,656.08	3,850.00	1,193.92	31.0
State Comp/Volunteers	615110000	0.00	0.00	0.00	0.0	44.23	101.00	56.77	56.2

CENTRAL YAVAPAI FIRE DISTRICT
Income Statement
(Original Budget to Actual Comparison)
For the period of 2/1/2016 Through 2/29/2016

	Account	Current Period				Year To Date			
		Actual	Budget	Variance	%	Actual	Budget	Variance	%
State Comp Wages/Ops	616530000	(3,543.31)	0.00	3,543.31	0.0	(3,543.31)	0.00	3,543.31	0.0
State Comp Wages/Training	616535000	0.00	0.00	0.00	0.0	1,726.20	0.00	(1,726.20)	0.0
Unemployment/Admin	617010000	136.43	0.00	(136.43)	0.0	414.19	673.00	258.81	38.5
Unemployment/CRMD	617020000	56.42	0.00	(56.42)	0.0	169.05	449.00	279.95	62.3
Unemployment/Operations	617030000	881.44	0.00	(881.44)	0.0	3,580.10	5,831.00	2,250.90	38.6
Unemployment/Reserves	617032000	15.66	0.00	(15.66)	0.0	122.53	827.00	704.47	85.2
Unemployment / Training	617035000	19.93	0.00	(19.93)	0.0	156.21	224.00	67.79	30.3
Unemployment/Communications	617041000	35.81	0.00	(35.81)	0.0	174.88	299.00	124.12	41.5
Unemployment/Facilities	617043000	8.90	0.00	(8.90)	0.0	43.94	75.00	31.06	41.4
Unemployment/Maint	617048000	81.19	0.00	(81.19)	0.0	291.61	411.00	119.39	29.0
Unemployment/Warehouse	617049000	8.30	0.00	(8.30)	0.0	43.84	75.00	31.16	41.5
Social Security Exp/Admin	618010000	2,015.81	0.00	(2,015.81)	0.0	15,432.74	30,640.00	15,207.26	49.6
Social Security Exp/CRMD	618020000	829.37	0.00	(829.37)	0.0	6,055.22	3,886.00	(2,169.22)	(55.8)
Social Security Exp/Ops	618030000	0.00	0.00	0.00	0.0	1,127.03	0.00	(1,127.03)	0.0
Social Security Exp/Training	618035000	138.50	0.00	(138.50)	0.0	1,144.80	2,334.00	1,189.20	51.0
Social Security Exp/Communication	618041000	1,632.48	0.00	(1,632.48)	0.0	12,953.99	18,910.00	5,956.01	31.5
Social Security Exp/Facilities Maint	618043000	350.38	0.00	(350.38)	0.0	2,886.21	4,757.00	1,870.79	39.3
Social Security / Maint	618048000	867.70	0.00	(867.70)	0.0	7,432.27	12,714.00	5,281.73	41.5
Social Security / Warehouse	618049000	352.48	0.00	(352.48)	0.0	2,702.37	4,882.00	2,179.63	44.6
Medicare Exp/Admin	618110000	741.61	0.00	(741.61)	0.0	6,302.88	8,764.00	2,461.12	28.1
Medicare Exp/CRMD	618120000	309.71	0.00	(309.71)	0.0	2,372.99	4,876.00	2,503.01	51.3
Medicare Exp/Operations	618130000	6,102.94	0.00	(6,102.94)	0.0	53,291.62	89,039.00	35,747.38	40.1
Medicare Exp/CYRTA	618135000	220.56	0.00	(220.56)	0.0	2,312.45	3,730.00	1,417.55	38.0
Medicare Exp/Communications	618141000	381.79	0.00	(381.79)	0.0	3,073.83	4,452.00	1,378.17	31.0
Medicare Exp/Facilities Maintenance	618143000	81.94	0.00	(81.94)	0.0	674.98	1,112.00	437.02	39.3
Medicare Exp/Maint	618148000	415.30	0.00	(415.30)	0.0	3,553.60	5,297.00	1,743.40	32.9
Medicare Exp/Warehouse	618149000	82.44	0.00	(82.44)	0.0	632.02	1,142.00	509.98	44.7
Post Retirement Health Ins.	618530000	302.05	0.00	(302.05)	0.0	71,531.47	71,046.00	(485.47)	(0.7)
Employee Health Ins/Admin	619010000	12,033.09	0.00	(12,033.09)	0.0	52,738.09	69,660.00	16,921.91	24.3
Employee Health Ins/CRMD	619020000	4,505.25	0.00	(4,505.25)	0.0	18,954.51	30,960.00	12,005.49	38.8
Employee Health Ins/Operations	619030000	84,555.34	0.00	(84,555.34)	0.0	409,291.95	603,720.00	194,428.05	32.2
Employee Health Ins/Training	619035000	3,113.76	0.00	(3,113.76)	0.0	17,622.37	23,220.00	5,597.63	24.1
Employee Health Ins/Comm	619041000	4,317.84	0.00	(4,317.84)	0.0	21,531.88	30,960.00	9,428.12	30.5
Employee Health Ins/Facilities	619043000	1,222.53	0.00	(1,222.53)	0.0	5,490.39	7,740.00	2,249.61	29.1
Employee Health Ins/Maint	619048000	6,552.67	0.00	(6,552.67)	0.0	29,692.01	42,570.00	12,877.99	30.3
Employee Health Ins/Warehouse	619049000	1,104.39	0.00	(1,104.39)	0.0	5,370.55	7,740.00	2,369.45	30.6
Health Ins. Assistance/Ops	619130000	5,446.60	0.00	(5,446.60)	0.0	45,160.64	80,000.00	34,839.36	43.5
Total Personnel Expenses		\$1,003,669.58	\$0.00	\$(1,003,669.58)	0.0 %	\$7,988,193.95	\$12,106,556.00	\$4,118,362.05	34.0 %

CENTRAL YAVAPAI FIRE DISTRICT
Income Statement
(Original Budget to Actual Comparison)
For the period of 2/1/2016 Through 2/29/2016

	Account	Actual	Current Period Budget	Variance	%	Actual	Year To Date Budget	Variance	%
<u>Supply Expenses</u>									
Office Supplies / Admin	620010000	\$0.56	\$0.00	\$(0.56)	0.0%	\$238.19	\$500.00	\$261.81	52.4%
Office Supplies / CRMD	620020000	41.03	0.00	(41.03)	0.0	41.03	0.00	(41.03)	0.0
Office Supplies / Communications	620041000	0.00	0.00	0.00	0.0	65.84	500.00	434.16	86.8
Office Supplies/Facilities Maint	620043000	(112.98)	0.00	112.98	0.0	0.00	0.00	0.00	0.0
Office Supplies / Warehouse	620049000	2,628.94	0.00	(2,628.94)	0.0	7,101.84	11,540.00	4,438.16	38.5
Computer Supplies & Software/Training	620135000	0.00	0.00	0.00	0.0	9,232.00	13,500.00	4,268.00	31.6
Computer Supplies & Equipment / Communic	620141000	21,768.12	0.00	(21,768.12)	0.0	125,662.46	149,894.00	24,231.54	16.2
Computer Supplies & Equipment/Flt Maint	620148000	(1,466.57)	0.00	1,466.57	0.0	0.00	0.00	0.00	0.0
Computer Supplies & Equipment / Warehous	620149000	0.00	0.00	0.00	0.0	0.00	750.00	750.00	100.0
In-House Dupl & Prtg / Admin	620510000	509.50	0.00	(509.50)	0.0	4,481.28	15,000.00	10,518.72	70.1
In-House Dupl & Prtg/ CRMD	620520000	299.43	0.00	(299.43)	0.0	1,326.52	2,300.00	973.48	42.3
In-House Dupl & Printing	620549000	1,043.43	0.00	(1,043.43)	0.0	6,819.83	5,600.00	(1,219.83)	(21.8)
District Fire Corps Program	621010000	20.00	0.00	(20.00)	0.0	444.47	500.00	55.53	11.1
District Mapping Program	621141000	0.00	0.00	0.00	0.0	0.00	6,200.00	6,200.00	100.0
Employee Health & Wellness Supplies	621230000	0.00	0.00	0.00	0.0	0.00	157.00	157.00	100.0
Medical Supplies	621530000	6,252.65	0.00	(6,252.65)	0.0	45,024.49	67,000.00	21,975.51	32.8
CPR Supplies & Books	621630000	2,828.35	0.00	(2,828.35)	0.0	4,264.10	8,100.00	3,835.90	47.4
Medical Equipment Replacement	621730000	286.23	0.00	(286.23)	0.0	1,542.83	10,000.00	8,457.17	84.6
Fuel (Diesel & Gas)	622048000	14,696.98	0.00	(14,696.98)	0.0	87,922.96	192,000.00	104,077.04	54.2
Oil & Lubr. (Routine)	622148000	2,409.46	0.00	(2,409.46)	0.0	1,085.22	12,600.00	11,514.78	91.4
Uniforms-Freitag, Scott	623010100	77.64	0.00	(77.64)	0.0	77.64	500.00	422.36	84.5
Uniforms-Tharp, Dave	623010101	0.00	0.00	0.00	0.0	125.43	500.00	374.57	74.9
Uniforms-Mowrer, Laura	623010102	0.00	0.00	0.00	0.0	0.00	125.00	125.00	100.0
Uniforms-Frawley, Teresa	623010103	0.00	0.00	0.00	0.0	0.00	125.00	125.00	100.0
Uniforms-Butler, Karen	623010104	0.00	0.00	0.00	0.0	0.00	125.00	125.00	100.0
Uniforms-Brookins, Patty	623010105	0.00	0.00	0.00	0.0	0.00	125.00	125.00	100.0
Uniforms-West, Cheryl	623010106	0.00	0.00	0.00	0.0	0.00	125.00	125.00	100.0
Uniforms-Spingola, Debbie	623010107	0.00	0.00	0.00	0.0	0.00	125.00	125.00	100.0
Uniforms-Corbiere, Anna	623010108	0.00	0.00	0.00	0.0	0.00	125.00	125.00	100.0
Uniforms/CRMD	623020000	198.07	0.00	(198.07)	0.0	198.07	625.00	426.93	68.3
Uniforms-Chase, Rick	623020100	319.39	0.00	(319.39)	0.0	343.44	500.00	156.56	31.3
Uniforms-Smith, Andie	623020101	0.00	0.00	0.00	0.0	46.57	500.00	453.43	90.7
Uniforms-Ayars, Mandy	623020103	256.60	0.00	(256.60)	0.0	288.11	500.00	211.89	42.4
Uniforms-Dixon, Susanne	623020105	0.00	0.00	0.00	0.0	0.00	125.00	125.00	100.0
Uniforms-Dowdy, Chuck	623020106	378.35	0.00	(378.35)	0.0	378.35	0.00	(378.35)	0.0
Uniforms/Operations	623030000	10,303.69	0.00	(10,303.69)	0.0	18,475.99	13,809.00	(4,666.99)	(33.8)
Uniforms-Polacek, Jeff	623030100	99.97	0.00	(99.97)	0.0	99.97	500.00	400.03	80.0
Uniforms-Feddema, John	623030101	140.30	0.00	(140.30)	0.0	649.95	0.00	(649.95)	0.0

CENTRAL YAVAPAI FIRE DISTRICT
Income Statement
(Original Budget to Actual Comparison)
For the period of 2/1/2016 Through 2/29/2016

	Account	Actual	Current Period Budget	Variance	%	Actual	Year To Date Budget	Variance	%
Uniforms-Davis, Brad	623030102	243.42	0.00	(243.42)	0.0	466.94	500.00	33.06	6.6
Uniforms-Carothers, Cougan	623030103	413.05	0.00	(413.05)	0.0	582.26	500.00	(82.26)	(16.5)
Uniforms-Abel, Todd	623030104	125.47	0.00	(125.47)	0.0	768.97	500.00	(268.97)	(53.8)
Uniforms-Burch, Brian	623030105	0.00	0.00	0.00	0.0	61.60	450.00	388.40	86.3
Uniforms-Cole, Brian	623030106	0.00	0.00	0.00	0.0	219.08	450.00	230.92	51.3
Uniforms-Duplessis, Rob	623030107	124.92	0.00	(124.92)	0.0	453.85	450.00	(3.85)	(0.9)
Uniforms-Fields, Brody	623030108	127.19	0.00	(127.19)	0.0	314.11	450.00	135.89	30.2
Uniforms-Lys, Damian	623030110	272.31	0.00	(272.31)	0.0	417.22	450.00	32.78	7.3
Uniforms-Mauldin, Mark	623030111	0.00	0.00	0.00	0.0	0.00	450.00	450.00	100.0
Uniforms-McConnell, Dave	623030112	227.85	0.00	(227.85)	0.0	227.85	450.00	222.15	49.4
Uniforms-McKinnon, Alex	623030113	45.00	0.00	(45.00)	0.0	45.00	450.00	405.00	90.0
Uniforms-Ness, Dan	623030114	0.00	0.00	0.00	0.0	462.97	0.00	(462.97)	0.0
Uniforms-Niemynsi, Doug	623030115	137.15	0.00	(137.15)	0.0	413.09	500.00	86.91	17.4
Uniforms-Olson, Rick	623030116	145.92	0.00	(145.92)	0.0	155.07	450.00	294.93	65.5
Uniforms-Pederson, Zach	623030117	184.62	0.00	(184.62)	0.0	202.92	450.00	247.08	54.9
Uniforms-Prange, Ross	623030118	166.49	0.00	(166.49)	0.0	308.47	450.00	141.53	31.5
Uniforms-Smith, Travis	623030119	0.00	0.00	0.00	0.0	0.00	450.00	450.00	100.0
Uniforms-Stooks, Craig	623030120	163.99	0.00	(163.99)	0.0	176.75	450.00	273.25	60.7
Uniforms-Valadez, Arrmando	623030121	30.00	0.00	(30.00)	0.0	448.04	450.00	1.96	0.4
Uniforms-Baker, Mark	623030123	0.00	0.00	0.00	0.0	31.51	450.00	418.49	93.0
Uniforms-Beaudette, Lee	623030124	212.17	0.00	(212.17)	0.0	342.13	450.00	107.87	24.0
Uniforms-Brown, Dennis	623030125	188.29	0.00	(188.29)	0.0	442.33	450.00	7.67	1.7
Uniforms-Bushman, James	623030126	428.52	0.00	(428.52)	0.0	428.52	450.00	21.48	4.8
Uniforms-Curry, Robert	623030127	0.00	0.00	0.00	0.0	0.00	450.00	450.00	100.0
Uniforms-Dale, Jack	623030128	45.95	0.00	(45.95)	0.0	45.95	450.00	404.05	89.8
Uniforms-Edwards, David	623030129	219.08	0.00	(219.08)	0.0	219.08	450.00	230.92	51.3
Uniforms-Fields, Zach	623030130	45.00	0.00	(45.00)	0.0	45.00	450.00	405.00	90.0
Uniforms-Fournier, Nick	623030131	123.79	0.00	(123.79)	0.0	232.27	450.00	217.73	48.4
Uniforms-Hlavack, Evan	623030132	91.73	0.00	(91.73)	0.0	432.23	450.00	17.77	3.9
Uniforms-Huddleston, Michael	623030133	149.16	0.00	(149.16)	0.0	311.87	450.00	138.13	30.7
Uniforms-Horstman, Stephen	623030134	94.12	0.00	(94.12)	0.0	433.66	450.00	16.34	3.6
Uniforms-King, Jeremiah	623030135	259.80	0.00	(259.80)	0.0	259.80	450.00	190.20	42.3
Uniforms-Kuykendall, Jeff	623030136	15.00	0.00	(15.00)	0.0	465.00	450.00	(15.00)	(3.3)
Uniforms-Litchfield, Ron	623030137	194.30	0.00	(194.30)	0.0	194.30	450.00	255.70	56.8
Uniforms-McFadden, Mike	623030138	250.36	0.00	(250.36)	0.0	312.29	450.00	137.71	30.6
Uniforms-Nolan, Jason	623030139	108.37	0.00	(108.37)	0.0	437.00	450.00	13.00	2.9
Uniforms-Parra, Dustin	623030140	15.00	0.00	(15.00)	0.0	444.35	450.00	5.65	1.3
Uniforms-Pierson, Doug	623030141	0.00	0.00	0.00	0.0	0.00	450.00	450.00	100.0
Uniforms-Pruitt, Rob	623030142	87.74	0.00	(87.74)	0.0	587.89	450.00	(137.89)	(30.6)

CENTRAL YAVAPAI FIRE DISTRICT
Income Statement
(Original Budget to Actual Comparison)
For the period of 2/1/2016 Through 2/29/2016

	Account	Actual	Current Period Budget	Variance	%	Actual	Year To Date Budget	Variance	%
Uniforms-Seets, JW	623030143	0.00	0.00	0.00	0.0	520.67	450.00	(70.67)	(15.7)
Uniforms-Tucker, Mike	623030144	75.51	0.00	(75.51)	0.0	380.62	450.00	69.38	15.4
Uniforms-Aspa, Ryan	623030145	42.12	0.00	(42.12)	0.0	438.72	450.00	11.28	2.5
Uniforms-Barmum, Josh	623030146	320.86	0.00	(320.86)	0.0	320.86	450.00	129.14	28.7
Uniforms-Beard, Jared	623030147	229.72	0.00	(229.72)	0.0	229.72	450.00	220.28	49.0
Uniforms-Blum, Rodney	623030148	98.22	0.00	(98.22)	0.0	277.33	450.00	172.67	38.4
Uniforms-Corbiere, Aaron	623030149	0.00	0.00	0.00	0.0	285.85	450.00	164.15	36.5
Uniforms-Cruz, Steve	623030150	92.79	0.00	(92.79)	0.0	270.39	450.00	179.61	39.9
Uniforms-Cunningham, Cody	623030151	92.74	0.00	(92.74)	0.0	92.74	450.00	357.26	79.4
Uniforms-Dibble, Gordon	623030152	0.00	0.00	0.00	0.0	166.80	450.00	283.20	62.9
Uniforms-Eckle, Kellan	623030153	0.00	0.00	0.00	0.0	442.75	450.00	7.25	1.6
Uniforms-Ferris, Ryan	623030154	90.66	0.00	(90.66)	0.0	90.66	450.00	359.34	79.9
Uniforms-Kirk, Jaron	623030155	0.00	0.00	0.00	0.0	511.69	450.00	(61.69)	(13.7)
Uniforms-Kontz, Mike	623030156	0.00	0.00	0.00	0.0	274.52	450.00	175.48	39.0
Uniforms-Loperman, Keith	623030157	205.87	0.00	(205.87)	0.0	240.87	450.00	209.13	46.5
Uniforms-Mazon, Josh	623030158	158.30	0.00	(158.30)	0.0	340.64	450.00	109.36	24.3
Uniforms-Mazzella, Marc	623030159	158.51	0.00	(158.51)	0.0	378.54	450.00	71.46	15.9
Uniforms-McFadden, Matt	623030160	169.58	0.00	(169.58)	0.0	169.58	450.00	280.42	62.3
Uniforms-McGuire, Thaddeus	623030161	406.69	0.00	(406.69)	0.0	406.69	450.00	43.31	9.6
Uniforms-Moore, Scott	623030162	0.00	0.00	0.00	0.0	0.00	450.00	450.00	100.0
Uniforms-Pacheco, Michael	623030163	(71.16)	0.00	71.16	0.0	450.00	450.00	0.00	0.0
Uniforms-Parra, Payton	623030164	0.00	0.00	0.00	0.0	115.92	450.00	334.08	74.2
Uniforms-Pena, Chris	623030165	0.00	0.00	0.00	0.0	0.00	450.00	450.00	100.0
Uniforms-Poliakon, Brett	623030166	93.59	0.00	(93.59)	0.0	422.86	450.00	27.14	6.0
Uniforms-Postula, Justin	623030167	35.10	0.00	(35.10)	0.0	447.15	450.00	2.85	0.6
Uniforms-Postula, Karl	623030168	283.64	0.00	(283.64)	0.0	314.70	450.00	135.30	30.1
Uniforms-Reyes, Adam	623030169	261.20	0.00	(261.20)	0.0	261.20	450.00	188.80	42.0
Uniforms-Russell, Dillion	623030170	15.00	0.00	(15.00)	0.0	430.00	450.00	20.00	4.4
Uniforms-Ryan, Keith	623030171	262.90	0.00	(262.90)	0.0	262.90	450.00	187.10	41.6
Uniforms-Sheldon, Wes	623030172	195.42	0.00	(195.42)	0.0	264.38	450.00	185.62	41.2
Uniforms-Sims, Mike	623030173	194.41	0.00	(194.41)	0.0	369.88	450.00	80.12	17.8
Uniforms-Wittenberg, Dave	623030174	58.49	0.00	(58.49)	0.0	156.33	450.00	293.67	65.3
Uniforms-Jones, Shaun	623030175	95.50	0.00	(95.50)	0.0	133.54	450.00	316.46	70.3
Uniforms-Ducote-Perkins, Shane	623030176	173.36	0.00	(173.36)	0.0	449.94	450.00	0.06	0.0
Uniforms-Wagner, Adam	623030177	170.16	0.00	(170.16)	0.0	363.18	450.00	86.82	19.3
Uniforms-Butler, Jason	623030179	0.00	0.00	0.00	0.0	419.09	0.00	(419.09)	0.0
Uniforms-Bliss, Scott	623030180	255.03	0.00	(255.03)	0.0	255.03	500.00	244.97	49.0
Uniforms-Turner, Kenny	623030181	0.00	0.00	0.00	0.0	147.29	450.00	302.71	67.3
Uniforms-Trask, Ryan	623030182	140.28	0.00	(140.28)	0.0	140.28	0.00	(140.28)	0.0

CENTRAL YAVAPAI FIRE DISTRICT
Income Statement
(Original Budget to Actual Comparison)
For the period of 2/1/2016 Through 2/29/2016

	Account	Actual	Current Period Budget	Variance	%	Actual	Year To Date Budget	Variance	%
Uniforms-Runo, Kyle	623030183	136.02	0.00	(136.02)	0.0	136.02	0.00	(136.02)	0.0
Uniforms-Brunk Jake	623030184	171.81	0.00	(171.81)	0.0	171.81	0.00	(171.81)	0.0
Uniforms, Rocha, Edgar	623030185	374.08	0.00	(374.08)	0.0	374.08	0.00	(374.08)	0.0
McCarty, Dan	623030186	46.79	0.00	(46.79)	0.0	46.79	0.00	(46.79)	0.0
Uniforms/Operations - Honor Guard	623030540	30.00	0.00	(30.00)	0.0	284.35	3,236.00	2,951.65	91.2
Uniforms/Reserves	623032000	0.00	0.00	0.00	0.0	0.00	2,276.00	2,276.00	100.0
Uniforms-Brunk, Jake	623032102	0.00	0.00	0.00	0.0	197.01	0.00	(197.01)	0.0
Uniforms/Training	623035000	0.00	0.00	0.00	0.0	243.68	600.00	356.32	59.4
Uniforms-Kelley, Joe	623035101	90.91	0.00	(90.91)	0.0	166.99	500.00	333.01	66.6
Uniforms-McCarty, Daniel	623035102	0.00	0.00	0.00	0.0	0.00	500.00	500.00	100.0
Uniforms-Feddema, John	623035103	0.00	0.00	0.00	0.0	0.00	500.00	500.00	100.0
Uniforms/Comm	623036000	0.00	0.00	0.00	0.0	(10.00)	0.00	10.00	0.0
Uniforms/Communications	623041000	0.00	0.00	0.00	0.0	282.42	0.00	(282.42)	0.0
Uniforms-Ogden, James	623041100	0.00	0.00	0.00	0.0	381.53	0.00	(381.53)	0.0
Uniforms-Frazier, Tony	623041101	0.00	0.00	0.00	0.0	89.02	0.00	(89.02)	0.0
Uniforms-Freeman, Michael	623041103	124.96	0.00	(124.96)	0.0	124.96	0.00	(124.96)	0.0
Uniforms-Muniz, Tom	623043100	0.00	0.00	0.00	0.0	233.61	500.00	266.39	53.3
Uniforms/Fleet Maint	623048000	0.00	0.00	0.00	0.0	0.00	125.00	125.00	100.0
Uniforms-Scaife, Domenic	623048100	22.33	0.00	(22.33)	0.0	22.33	500.00	477.67	95.5
Uniforms-Reyes, Charlie	623048101	207.60	0.00	(207.60)	0.0	519.97	500.00	(19.97)	(4.0)
Uniforms-Beck, David	623048102	390.40	0.00	(390.40)	0.0	390.40	500.00	109.60	21.9
Uniforms-Capito, Rick	623048103	0.00	0.00	0.00	0.0	0.00	500.00	500.00	100.0
Uniforms-Mason, Belinda	623048104	53.15	0.00	(53.15)	0.0	53.15	125.00	71.85	57.5
Uniforms-Kohler, Travis	623048105	338.38	0.00	(338.38)	0.0	338.38	0.00	(338.38)	0.0
Uniforms - Trujillo, Erik	623049101	395.32	0.00	(395.32)	0.0	395.32	500.00	104.68	20.9
Protective Clothing	623130000	9,746.38	0.00	(9,746.38)	0.0	43,290.57	76,074.00	32,783.43	43.1
Library Reference Materials / Admin	624010000	0.00	0.00	0.00	0.0	309.00	2,949.00	2,640.00	89.5
Operations Supplies/Routine	624030000	0.00	0.00	0.00	0.0	0.00	2,200.00	2,200.00	100.0
Library Reference Materials/Tr Ctr	624035000	100.00	0.00	(100.00)	0.0	1,081.38	6,450.00	5,368.62	83.2
Communications Supplies / Routine	624041000	0.00	0.00	0.00	0.0	0.00	1,000.00	1,000.00	100.0
Facilities Maint Supplies/Routine	624043000	0.00	0.00	0.00	0.0	15.25	530.00	514.75	97.1
Supplies / CRMD	624220000	608.73	0.00	(608.73)	0.0	651.69	1,840.00	1,188.31	64.6
Supplies / Fleet Maintenance	624248000	1,272.27	0.00	(1,272.27)	0.0	3,263.26	6,400.00	3,136.74	49.0
Supplies / Warehouse	624249000	0.00	0.00	0.00	0.0	3,310.22	5,500.00	2,189.78	39.8
Library Reference Materials/CRMD	624320000	262.40	0.00	(262.40)	0.0	262.40	1,910.00	1,647.60	86.3
Pub Ed / School Ed / CRMD	624520000	0.00	0.00	0.00	0.0	8,596.05	10,765.00	2,168.95	20.1
Public Education/EMS	624530000	0.00	0.00	0.00	0.0	0.00	2,500.00	2,500.00	100.0
Supplies-Warehouse Purchasing Group	624549000	34,658.50	0.00	(34,658.50)	0.0	111,662.37	50,000.00	(61,662.37)	(123.3)
Urban Interface/Brush Removal	624920000	900.00	0.00	(900.00)	0.0	900.00	0.00	(900.00)	0.0

CENTRAL YAVAPAI FIRE DISTRICT
Income Statement
(Original Budget to Actual Comparison)
For the period of 2/1/2016 Through 2/29/2016

	Account	Actual	Current Period Budget	Variance	%	Actual	Year To Date Budget	Variance	%
Defensible Space Grant	624920010	0.00	0.00	0.00	0.0	1,501.81	0.00	(1,501.81)	0.0
PAWUIC Grant	624920020	0.00	0.00	0.00	0.0	0.00	30,000.00	30,000.00	100.0
Vehicle Maint (Routine)	625048000	1,823.05	0.00	(1,823.05)	0.0	50,835.78	78,315.00	27,479.22	35.1
Vehicle Maint (Special Prjcts)	625148000	811.87	0.00	(811.87)	0.0	1,864.68	6,500.00	4,635.32	71.3
FF Equipment Maintenance	626048000	4,438.33	0.00	(4,438.33)	0.0	5,844.94	12,750.00	6,905.06	54.2
SCBA Supplies & Maint	626348000	2,088.32	0.00	(2,088.32)	0.0	6,571.69	17,500.00	10,928.31	62.4
Tire Replacement	626548000	3,634.89	0.00	(3,634.89)	0.0	13,574.51	30,000.00	16,425.49	54.8
Tire Repair	626648000	0.00	0.00	0.00	0.0	140.38	1,500.00	1,359.62	90.6
Building Maint Supplies	627043001	957.61	0.00	(957.61)	0.0	4,331.96	15,000.00	10,668.04	71.1
Building Maint Supplies/CRMD	627043002	0.00	0.00	0.00	0.0	0.00	2,000.00	2,000.00	100.0
Building Maint Supplies / Admin	627043010	11,544.06	0.00	(11,544.06)	0.0	55,402.39	85,000.00	29,597.61	34.8
Building Maint Supplies/CYRTA	627043035	634.26	0.00	(634.26)	0.0	6,788.20	13,520.00	6,731.80	49.8
Building Maint Supplies/Comm Building	627043041	0.00	0.00	0.00	0.0	0.00	4,214.00	4,214.00	100.0
Building Maint Supplies/Maint Facility	627043048	303.76	0.00	(303.76)	0.0	2,187.60	4,000.00	1,812.40	45.3
Building Maint Supplies/Warehouse	627043049	0.00	0.00	0.00	0.0	1,814.91	5,000.00	3,185.09	63.7
Building Maint Supplies/Sta 50	627043050	43.78	0.00	(43.78)	0.0	4,500.63	3,600.00	(900.63)	(25.0)
Building Maint Supplies/Sta 51	627043051	2,994.34	0.00	(2,994.34)	0.0	5,827.80	5,600.00	(227.80)	(4.1)
Building Maint Supplies/Sta 52	627043052	0.00	0.00	0.00	0.0	0.00	2,000.00	2,000.00	100.0
Building Maint Supplies/Sta 53	627043053	271.32	0.00	(271.32)	0.0	6,032.22	3,600.00	(2,432.22)	(67.6)
Building Maint Supplies/Sta 54	627043054	403.28	0.00	(403.28)	0.0	1,018.56	3,000.00	1,981.44	66.0
Building Maint Supplies/Sta 56	627043056	0.00	0.00	0.00	0.0	0.00	2,000.00	2,000.00	100.0
Building Maint Supplies/Sta 57	627043057	0.00	0.00	0.00	0.0	1,946.83	3,500.00	1,553.17	44.4
Building Maint Supplies/Sta 58	627043058	97.43	0.00	(97.43)	0.0	723.70	3,000.00	2,276.30	75.9
Building Maint Supplies/Sta 59	627043059	1,405.66	0.00	(1,405.66)	0.0	2,013.62	3,000.00	986.38	32.9
Building Maint Supplies / Warehouse	627049000	0.00	0.00	0.00	0.0	128.93	500.00	371.07	74.2
Furniture & Fixtures/Training Center	627135000	0.00	0.00	0.00	0.0	331.47	1,700.00	1,368.53	80.5
Furniture & Fixtures / Communications	627141000	75.33	0.00	(75.33)	0.0	607.71	1,750.00	1,142.29	65.3
Furniture & Fixture Replacement	627143000	2,993.18	0.00	(2,993.18)	0.0	12,362.07	7,875.00	(4,487.07)	(57.0)
Furniture & Fixtures / Warehouse	627149000	389.61	0.00	(389.61)	0.0	990.46	1,500.00	509.54	34.0
Janitorial / Maintenance	627248000	0.00	0.00	0.00	0.0	31.82	0.00	(31.82)	0.0
Janitorial / Warehouse	627249000	1,891.99	0.00	(1,891.99)	0.0	11,663.25	23,000.00	11,336.75	49.3
Station Supplies-All Stations	627349000	263.27	0.00	(263.27)	0.0	3,007.78	5,000.00	1,992.22	39.8
Site / Equip Maint Supplies / Comm	627441000	9,156.05	0.00	(9,156.05)	0.0	21,609.98	24,000.00	2,390.02	10.0
Radio/Pager Maintenance	628041000	2,532.57	0.00	(2,532.57)	0.0	18,556.60	70,000.00	51,443.40	73.5
Radio/Pager Maint - Radio Sup - YCSO	628041561	0.00	0.00	0.00	0.0	0.00	2,000.00	2,000.00	100.0
Batteries	628830000	(140.22)	0.00	140.22	0.0	0.00	0.00	0.00	0.0
Batteries / Communications	628841000	0.00	0.00	0.00	0.0	0.00	150.00	150.00	100.0
Batteries / Warehouse	628849000	561.69	0.00	(561.69)	0.0	1,338.28	2,400.00	1,061.72	44.2
Firefighter Equipment Replacement	628930000	6,180.78	0.00	(6,180.78)	0.0	34,935.82	36,274.00	1,338.18	3.7

CENTRAL YAVAPAI FIRE DISTRICT
Income Statement
(Original Budget to Actual Comparison)
For the period of 2/1/2016 Through 2/29/2016

	Account	Actual	Current Period Budget	Variance	%	Actual	Year To Date Budget	Variance	%
Firefighting Equipment New Purchases	629030000	0.00	0.00	0.00	0.0	2,580.85	10,000.00	7,419.15	74.2
Firefighting Equipment/Training Center	629035000	0.00	0.00	0.00	0.0	0.00	1,500.00	1,500.00	100.0
Haz-Mat Equipment	629130000	20,078.18	0.00	(20,078.18)	0.0	22,896.37	7,500.00	(15,396.37)	(205.3)
Comm/Radio Technician Equipment	629241000	999.68	0.00	(999.68)	0.0	2,959.93	6,750.00	3,790.07	56.1
Technical Rescue Equipment	629330000	3,615.96	0.00	(3,615.96)	0.0	3,615.96	9,500.00	5,884.04	61.9
Special Ops Equip/Training Center	629435000	0.00	0.00	0.00	0.0	15.02	900.00	884.98	98.3
Wildland Equipment Replacement	629531000	85.63	0.00	(85.63)	0.0	172.35	3,700.00	3,527.65	95.3
Training Center Equipment & Prop Supply	629635000	1,646.86	0.00	(1,646.86)	0.0	13,653.07	27,750.00	14,096.93	50.8
TC Equipment C.P.A.T.	629635530	0.00	0.00	0.00	0.0	0.00	500.00	500.00	100.0
Rentals	629643000	0.00	0.00	0.00	0.0	0.00	500.00	500.00	100.0
Exercise Equipment - Ops	629730000	0.00	0.00	0.00	0.0	3,645.13	5,000.00	1,354.87	27.1
Small Tools/Training Center	630035000	0.00	0.00	0.00	0.0	738.73	1,500.00	761.27	50.8
Small Tools / Communications	630041000	0.00	0.00	0.00	0.0	191.74	0.00	(191.74)	0.0
Small Tools/Facilities Maintenance	630043000	604.40	0.00	(604.40)	0.0	710.29	530.00	(180.29)	(34.0)
Small Tools / Maintenance	630048000	1,634.52	0.00	(1,634.52)	0.0	2,541.57	5,000.00	2,458.43	49.2
Safety Equip & Supplies/Warehouse	631049000	133.48	0.00	(133.48)	0.0	181.71	750.00	568.29	75.8
Total Supply Expenses		\$206,304.34	\$0.00	\$(206,304.34)	0.0 %	\$848,742.37	\$1,319,683.00	\$470,940.63	35.7 %
<u>Service Expenses</u>									
Audit & Accounting	640010000	\$2,689.14	\$0.00	\$(2,689.14)	0.0%	\$12,750.00	\$14,000.00	\$1,250.00	8.9%
Other Prof Services/Admin	640510000	4,161.50	0.00	(4,161.50)	0.0	13,286.00	16,545.00	3,259.00	19.7
Other Prof Services/CRMD	640520000	0.00	0.00	0.00	0.0	48.00	0.00	(48.00)	0.0
Other Prof Services/Ops	640530000	225.72	0.00	(225.72)	0.0	14,347.72	29,945.00	15,597.28	52.1
Other Prof Services/Comm	640541000	0.00	0.00	0.00	0.0	(16.00)	7,500.00	7,516.00	100.2
Other Prof Services/FMC	640543000	1,524.94	0.00	(1,524.94)	0.0	6,322.12	7,150.00	827.88	11.6
Other Prof Services/Warehouse	640549000	0.00	0.00	0.00	0.0	0.00	3,000.00	3,000.00	100.0
IT Services/Communications	640641000	10,000.00	0.00	(10,000.00)	0.0	35,000.00	78,000.00	43,000.00	55.1
Legal Services - Routine	641010000	5,263.75	0.00	(5,263.75)	0.0	26,151.00	65,500.00	39,349.00	60.1
Legal Services - Non-Routine	641010600	1,381.00	0.00	(1,381.00)	0.0	23,344.00	7,500.00	(15,844.00)	(211.3)
Employee Health / Exams/Admin	641510000	385.00	0.00	(385.00)	0.0	710.00	0.00	(710.00)	0.0
Employee Health / Exams/ CRMD	641520000	430.00	0.00	(430.00)	0.0	815.00	0.00	(815.00)	0.0
Employee Health / Exams/Ops	641530000	2,751.00	0.00	(2,751.00)	0.0	29,369.94	61,960.00	32,590.06	52.6
Employee Health / Exams/FltMtc	641548000	395.00	0.00	(395.00)	0.0	490.00	0.00	(490.00)	0.0
Employee Assistance Program	642010000	0.00	0.00	0.00	0.0	2,700.00	7,500.00	4,800.00	64.0
Dispatch Services/Ops	642530000	60,796.78	0.00	(60,796.78)	0.0	192,042.31	283,114.00	91,071.69	32.2
Communications/Admin	643010000	7,269.90	0.00	(7,269.90)	0.0	42,477.57	70,295.00	27,817.43	39.6
Postage/Admin	643510000	1,511.89	0.00	(1,511.89)	0.0	3,386.48	4,000.00	613.52	15.3
Shipping / Warehouse	643549000	370.60	0.00	(370.60)	0.0	667.76	1,750.00	1,082.24	61.8
Fire Board Expenses	644110000	258.04	0.00	(258.04)	0.0	1,519.87	950.00	(569.87)	(60.0)

CENTRAL YAVAPAI FIRE DISTRICT
Income Statement
(Original Budget to Actual Comparison)
For the period of 2/1/2016 Through 2/29/2016

	Account	Current Period				Year To Date			
		Actual	Budget	Variance	%	Actual	Budget	Variance	%
Wildland Expenses	644231000	0.00	0.00	0.00	0.0	41,529.32	20,000.00	(21,529.32)	(107.6)
Outside Vehicle Repairs	645048000	649.09	0.00	(649.09)	0.0	3,464.06	6,000.00	2,535.94	42.3
Newspaper Advertising	647010000	0.00	0.00	0.00	0.0	1,101.11	3,450.00	2,348.89	68.1
Outside Dupl & Printing / Admin	649010000	28.76	0.00	(28.76)	0.0	1,540.87	1,750.00	209.13	12.0
Outside Dupl & Printing/CRMD	649020000	575.16	0.00	(575.16)	0.0	891.64	1,400.00	508.36	36.3
Outside Dupl & Printing/Ops	649030000	0.00	0.00	0.00	0.0	290.79	1,775.00	1,484.21	83.6
Outside Dupl & Printing / Training Cente	649035000	0.00	0.00	0.00	0.0	0.00	200.00	200.00	100.0
Insurance	650010000	0.00	0.00	0.00	0.0	83,373.30	94,835.00	11,461.70	12.1
Cable TV	650830000	921.34	0.00	(921.34)	0.0	3,827.40	1,575.00	(2,252.40)	(143.0)
Electricity	651010000	659.34	0.00	(659.34)	0.0	2,933.01	4,250.00	1,316.99	31.0
Electric / CRMD	651020000	721.91	0.00	(721.91)	0.0	2,316.97	4,000.00	1,683.03	42.1
Electricity - OPS - Station 50	651030050	805.60	0.00	(805.60)	0.0	7,257.09	12,500.00	5,242.91	41.9
Electricity - OPs - Station 51	651030051	865.08	0.00	(865.08)	0.0	3,904.75	4,935.00	1,030.25	20.9
Electricity - OPs - Station 52	651030052	94.11	0.00	(94.11)	0.0	312.65	525.00	212.35	40.4
Electricity - OPs - Station 53	651030053	1,695.45	0.00	(1,695.45)	0.0	7,452.13	10,500.00	3,047.87	29.0
Electricity - OPs - Station 54	651030054	123.30	0.00	(123.30)	0.0	4,365.14	10,000.00	5,634.86	56.3
Electricity - OPs - Station 55	651030055	0.00	0.00	0.00	0.0	0.00	788.00	788.00	100.0
Electricity - OPs - Station 56	651030056	215.85	0.00	(215.85)	0.0	496.29	525.00	28.71	5.5
Electricity - OPs - Station 57	651030057	1,392.87	0.00	(1,392.87)	0.0	6,102.86	9,450.00	3,347.14	35.4
Electricity - OPs - Station 58	651030058	605.60	0.00	(605.60)	0.0	5,788.97	9,000.00	3,211.03	35.7
Electricity - OPs - Station 59	651030059	1,068.37	0.00	(1,068.37)	0.0	5,126.40	9,450.00	4,323.60	45.8
Electric/Training Center	651035000	7,590.24	0.00	(7,590.24)	0.0	19,888.08	20,000.00	111.92	0.6
Electric/Communications	651041000	4,750.30	0.00	(4,750.30)	0.0	18,605.48	25,000.00	6,394.52	25.6
Electric/Maintenance	651048000	1,791.50	0.00	(1,791.50)	0.0	8,572.77	12,500.00	3,927.23	31.4
Electric/Warehouse	651049000	531.23	0.00	(531.23)	0.0	1,693.87	10,000.00	8,306.13	83.1
Sanitation Charges	651210000	35.32	0.00	(35.32)	0.0	141.28	200.00	58.72	29.4
Sanitation / CRMD	651220000	18.34	0.00	(18.34)	0.0	73.36	137.00	63.64	46.5
Sanitation Charges	651230000	0.00	0.00	0.00	0.0	105.82	1,000.00	894.18	89.4
Sanitation Charges - Station 50	651230050	70.60	0.00	(70.60)	0.0	317.70	450.00	132.30	29.4
Sanitation Charges - Station 51	651230051	0.00	0.00	0.00	0.0	0.00	500.00	500.00	100.0
Sanitation Charges - Station 53	651230053	87.56	0.00	(87.56)	0.0	350.24	500.00	149.76	30.0
Sanitation Charges - Station 54	651230054	35.30	0.00	(35.30)	0.0	247.10	450.00	202.90	45.1
Sanitation Charges - Station 57	651230057	70.60	0.00	(70.60)	0.0	282.40	450.00	167.60	37.2
Sanitation Charges - Station 58	651230058	105.90	0.00	(105.90)	0.0	282.40	450.00	167.60	37.2
Sanitation Charges - Station 59	651230059	0.00	0.00	0.00	0.0	63.90	450.00	386.10	85.8
Sanitation/Training Center	651235000	241.22	0.00	(241.22)	0.0	964.88	1,500.00	535.12	35.7
Sanitation/Communications	651241000	0.00	0.00	0.00	0.0	0.00	300.00	300.00	100.0
Sanitation/Maintenance	651248000	0.00	0.00	0.00	0.0	0.00	1,000.00	1,000.00	100.0
Sanitation/Warehouse	651249000	0.00	0.00	0.00	0.0	0.00	750.00	750.00	100.0

CENTRAL YAVAPAI FIRE DISTRICT
Income Statement
(Original Budget to Actual Comparison)
For the period of 2/1/2016 Through 2/29/2016

	Account	Current Period				Year To Date			
		Actual	Budget	Variance	%	Actual	Budget	Variance	%
Natural Gas	652010000	194.77	0.00	(194.77)	0.0	419.94	650.00	230.06	35.4
Natural Gas / CRMD	652020000	(7.55)	0.00	7.55	0.0	0.00	0.00	0.00	0.0
Natural Gas	652030000	126.79	0.00	(126.79)	0.0	231.29	0.00	(231.29)	0.0
Station 50	652030050	0.00	0.00	0.00	0.0	0.00	2,250.00	2,250.00	100.0
Natural Gas - Station 51	652030051	534.85	0.00	(534.85)	0.0	1,793.89	3,000.00	1,206.11	40.2
Natural Gas - Station 53	652030053	381.64	0.00	(381.64)	0.0	854.90	1,500.00	645.10	43.0
Natural Gas - Station 58	652030058	864.05	0.00	(864.05)	0.0	2,053.03	2,250.00	196.97	8.8
Natural Gas - Station 59	652030059	365.57	0.00	(365.57)	0.0	645.69	2,000.00	1,354.31	67.7
Natural Gas/Maintenance	652048000	596.88	0.00	(596.88)	0.0	2,048.97	3,250.00	1,201.03	37.0
LPG	653030000	0.00	0.00	0.00	0.0	0.00	105.00	105.00	100.0
LPG - Station 51	653030051	0.00	0.00	0.00	0.0	0.00	50.00	50.00	100.0
LPG - Station 52	653030052	0.00	0.00	0.00	0.0	0.00	350.00	350.00	100.0
LPG - Station 54	653030054	0.00	0.00	0.00	0.0	0.00	1,250.00	1,250.00	100.0
LPG - Station 56	653030056	0.00	0.00	0.00	0.0	0.00	125.00	125.00	100.0
LPG - Station 57	653030057	0.00	0.00	0.00	0.0	0.00	500.00	500.00	100.0
LPG - Station 59	653030059	0.00	0.00	0.00	0.0	0.00	50.00	50.00	100.0
LPG/Training Center	653035000	0.00	0.00	0.00	0.0	0.00	7,000.00	7,000.00	100.0
LPG/Communications	653041000	0.00	0.00	0.00	0.0	0.00	7,500.00	7,500.00	100.0
LPG/Warehouse	653049000	0.00	0.00	0.00	0.0	0.00	7,500.00	7,500.00	100.0
Pest Control	653543000	270.00	0.00	(270.00)	0.0	2,020.00	3,829.00	1,809.00	47.2
Water	654010000	94.74	0.00	(94.74)	0.0	364.43	1,000.00	635.57	63.6
Water / CRMD	654020000	49.28	0.00	(49.28)	0.0	189.56	500.00	310.44	62.1
Water - Station 50	654030050	418.69	0.00	(418.69)	0.0	1,161.73	1,400.00	238.27	17.0
Water - Station 51	654030051	276.69	0.00	(276.69)	0.0	1,274.32	1,300.00	25.68	2.0
Water - Station 52	654030052	150.00	0.00	(150.00)	0.0	1,050.00	1,890.00	840.00	44.4
Water - Station 53	654030053	235.03	0.00	(235.03)	0.0	904.00	2,500.00	1,596.00	63.8
Water - Station 58	654030058	199.81	0.00	(199.81)	0.0	845.05	1,250.00	404.95	32.4
Water - Station 59	654030059	187.06	0.00	(187.06)	0.0	745.42	1,250.00	504.58	40.4
Water/Training Center	654035000	453.88	0.00	(453.88)	0.0	4,492.38	5,000.00	507.62	10.2
Water/Maintenance	654048000	393.34	0.00	(393.34)	0.0	1,575.63	2,000.00	424.37	21.2
Water/Warehouse	654049000	0.00	0.00	0.00	0.0	0.00	1,250.00	1,250.00	100.0
Hydrant Maintenance	655130000	0.00	0.00	0.00	0.0	678.94	3,000.00	2,321.06	77.4
Repair & Maint Equip/Admin	658010000	0.00	0.00	0.00	0.0	0.00	250.00	250.00	100.0
Risk Management Equipment	658020000	0.00	0.00	0.00	0.0	0.00	500.00	500.00	100.0
Outside Repair Equip/Ops	658030000	7,346.40	0.00	(7,346.40)	0.0	14,774.58	19,177.00	4,402.42	23.0
Outside Repair Equip/TC	658035000	0.00	0.00	0.00	0.0	698.59	2,000.00	1,301.41	65.1
Outside Repair Equip/Fac Maint	658043000	0.00	0.00	0.00	0.0	458.15	1,802.00	1,343.85	74.6
Outside Repair/Veh Maint Equip	658048000	1,968.40	0.00	(1,968.40)	0.0	1,968.40	3,500.00	1,531.60	43.8
EMS Training	658735000	0.00	0.00	0.00	0.0	150.72	2,074.00	1,923.28	92.7

CENTRAL YAVAPAI FIRE DISTRICT
Income Statement
(Original Budget to Actual Comparison)
For the period of 2/1/2016 Through 2/29/2016

	Account	Current Period				Year To Date			
		Actual	Budget	Variance	%	Actual	Budget	Variance	%
CYFD Training Center Classes	658835000	319.88	0.00	(319.88)	0.0	2,569.88	7,700.00	5,130.12	66.6
State Fire School	658935000	0.00	0.00	0.00	0.0	1,675.40	3,000.00	1,324.60	44.2
Training & Travel/Admin	659010000	743.75	0.00	(743.75)	0.0	3,356.45	7,585.00	4,228.55	55.7
Training & Travel/CRMD	659020000	869.00	0.00	(869.00)	0.0	3,060.92	9,605.00	6,544.08	68.1
Training & Travel/Ops	659030000	5,617.84	0.00	(5,617.84)	0.0	15,377.46	35,775.00	20,397.54	57.0
Training & Travel/Ops - Honor Guard	659030540	0.00	0.00	0.00	0.0	799.70	6,230.00	5,430.30	87.2
Training & Travel/Ops - Pipes & Drums	659030541	0.00	0.00	0.00	0.0	0.00	1,000.00	1,000.00	100.0
Training & Travel/Training Center	659035000	0.00	0.00	0.00	0.0	5,141.24	5,000.00	(141.24)	(2.8)
Training & Travel / Special Ops Personne	659035030	2,281.60	0.00	(2,281.60)	0.0	2,281.60	5,200.00	2,918.40	56.1
Training & Travel/Communications	659041000	1,600.00	0.00	(1,600.00)	0.0	1,600.00	6,500.00	4,900.00	75.4
Training & Travel/Maintenance	659048000	0.00	0.00	0.00	0.0	1,830.21	4,000.00	2,169.79	54.2
Training & Travel/Warehouse	659049000	0.00	0.00	0.00	0.0	180.00	750.00	570.00	76.0
Books & Subscriptions / OPs	659135030	0.00	0.00	0.00	0.0	0.00	965.00	965.00	100.0
Books & Subscriptions / Training Center	659135035	0.00	0.00	0.00	0.0	29.00	85.00	56.00	65.9
ACLS Recert/ALS CEU's	659235000	0.00	0.00	0.00	0.0	12,300.00	10,800.00	(1,500.00)	(13.9)
ACLS Upgrade	659335000	1,365.00	0.00	(1,365.00)	0.0	1,475.00	21,930.00	20,455.00	93.3
EMT Refresher Course	659435000	125.00	0.00	(125.00)	0.0	125.00	2,600.00	2,475.00	95.2
Awards	659510000	265.99	0.00	(265.99)	0.0	365.99	0.00	(365.99)	0.0
Awards	659530000	400.00	0.00	(400.00)	0.0	7,021.75	5,875.00	(1,146.75)	(19.5)
College - Upper & Lower Division	659535000	0.00	0.00	0.00	0.0	3,650.20	8,500.00	4,849.80	57.1
Training/Ops/Program Managers	659735000	375.00	0.00	(375.00)	0.0	1,985.96	6,300.00	4,314.04	68.5
Haz Mat Travel & Training	659835000	0.00	0.00	0.00	0.0	614.00	2,500.00	1,886.00	75.4
Wildland Travel & Training	659935000	1,076.10	0.00	(1,076.10)	0.0	1,436.10	9,000.00	7,563.90	84.0
Dues/Admin	660010000	849.00	0.00	(849.00)	0.0	2,900.72	4,985.00	2,084.28	41.8
Dues/CRMD	660020000	675.00	0.00	(675.00)	0.0	995.91	1,620.00	624.09	38.5
Dues/Operations	660030000	1,000.00	0.00	(1,000.00)	0.0	1,180.53	3,575.00	2,394.47	67.0
Dues/Training Center	660035000	0.00	0.00	0.00	0.0	0.00	1,635.00	1,635.00	100.0
Dues/Warehouse	660049000	0.00	0.00	0.00	0.0	0.00	50.00	50.00	100.0
Misc/Admin	661010000	394.23	0.00	(394.23)	0.0	2,555.35	2,000.00	(555.35)	(27.8)
Misc/CRMD	661020000	0.00	0.00	0.00	0.0	83.00	665.00	582.00	87.5
Misc/Operations	661030000	241.66	0.00	(241.66)	0.0	1,975.87	0.00	(1,975.87)	0.0
Misc/Operations - Routine	661030490	0.00	0.00	0.00	0.0	0.00	1,500.00	1,500.00	100.0
Misc/Operations - Fire Rehab	661030491	116.22	0.00	(116.22)	0.0	116.22	1,475.00	1,358.78	92.1
Misc/Operations - Taxi Cab - Citizens	661030492	45.50	0.00	(45.50)	0.0	104.50	250.00	145.50	58.2
Misc/Operations - BC Promo Testing	661030495	0.00	0.00	0.00	0.0	333.00	0.00	(333.00)	0.0
Misc/Operations - Captain Promo Testing	661030496	0.00	0.00	0.00	0.0	0.00	1,200.00	1,200.00	100.0
Misc/Operations - Resv FF Recrtmnt Suppl	661030498	0.00	0.00	0.00	0.0	0.00	200.00	200.00	100.0
Misc/Warehouse	661049000	0.00	0.00	0.00	0.0	0.00	50.00	50.00	100.0
Contract Services / Comm & IT	663041000	1,300.00	0.00	(1,300.00)	0.0	1,548.68	8,400.00	6,851.32	81.6

CENTRAL YAVAPAI FIRE DISTRICT
Income Statement
(Original Budget to Actual Comparison)
For the period of 2/1/2016 Through 2/29/2016

	Account	Current Period				Year To Date			
		Actual	Budget	Variance	%	Actual	Budget	Variance	%
Total Service Expenses		\$159,925.29	\$0.00	\$(159,925.29)	0.0 %	\$759,145.05	\$1,224,561.00	\$465,415.95	38.0 %
<u>Capital Expenses</u>									
Cap Outlay - Bldg Admin	772010000	\$0.00	\$0.00	\$0.00	0.0%	\$0.00	\$180,000.00	\$180,000.00	100.0%
Cap Outlay - Vehicles/Ops	773030000	231,074.20	0.00	(231,074.20)	0.0	272,370.63	1,041,154.00	768,783.37	73.8
Cap Outlay-Comm	773041000	0.00	0.00	0.00	0.0	0.00	41,154.00	41,154.00	100.0
Cap Outlay - Vehicles/Ops - Non-Capital	773130000	13,681.43	0.00	(13,681.43)	0.0	33,913.27	0.00	(33,913.27)	0.0
Cap Outlay - Equip/Ops	774030000	0.00	0.00	0.00	0.0	59,473.50	70,000.00	10,526.50	15.0
Cap Outlay - Equip/Training Center	774035000	0.00	0.00	0.00	0.0	0.00	20,000.00	20,000.00	100.0
Cap Outlay - Equip/Admin Non-Inventory	774110000	0.00	0.00	0.00	0.0	25,612.00	0.00	(25,612.00)	0.0
Cap Outlay - Comm Equip/Ops Non-Capital	775141000	0.00	0.00	0.00	0.0	4,016.97	0.00	(4,016.97)	0.0
Total Capital Expenses		\$244,755.63	\$0.00	\$(244,755.63)	0.0 %	\$395,386.37	\$1,352,308.00	\$956,921.63	70.8 %
Total Expenses		\$1,614,654.84		\$(1,614,654.84)		\$9,991,467.74	\$16,003,108.00	\$6,011,640.26	37.6%
Income (Loss) from Operations		\$(1,097,507.89)	\$0.00	\$(1,097,507.89)	0.0%	\$(477,417.58)	\$(1,718,224.00)	\$1,240,806.42	72.2%
<u>Contingency</u>									
Funded Contingency/Admin	780010000	\$0.00	\$0.00	\$0.00	0.0%	\$0.00	\$(59,033.00)	\$59,033.00	100.0%
Funded Contingency/Ops	780030000	0.00	0.00	0.00	0.0	0.00	(536,334.00)	536,334.00	100.0
Funded Contingency/Support Services	780140000	0.00	0.00	0.00	0.0	0.00	(137,171.00)	137,171.00	100.0
Total Contingency		\$0.00	\$0.00	\$0.00	0.0 %	\$0.00	\$(732,538.00)	\$732,538.00	100.0 %
Net Income (Loss)		\$(1,097,507.89)	\$0.00	\$(1,097,507.89)	0.0%	\$(477,417.58)	\$(2,450,762.00)	\$1,973,344.42	80.5%

CENTRAL YAVAPAI FIRE DISTRICT

Balance Sheet

As of 2/29/2016

Assets

Current Assets

Cash with Yavapai County	\$2,560,474.76	
Capital Reserve Fund	6,503,993.02	
Taxes Receivable	338,607.11	
Other Receivables	64,084.67	
Misc. Receivables	60,932.55	
Retiree / Insurance Receivable	(1,541.92)	
Due from Fiduciary Fund	25,000.00	
Total Current Assets		\$9,551,550.19

Total Assets

\$9,551,550.19

Liabilities and Net Assets

Current Liabilities

Accounts Payable	\$(74,481.62)	
Accrued Wages	185,114.37	
Accrued Payroll Expenses	52,722.07	
Employee Retirement Gift Fund	(230.00)	
Credit Card	(8,297.89)	
Federal Tax Withheld	(26,043.83)	
State Tax Withheld	(7,332.04)	
PSPRS Withheld	(27,406.49)	
State Retirement Withheld	(11,753.86)	
State Retirement Service Purch 1	(42.54)	
Vol. Pension & Relief Withheld	(38.99)	
Social Security Withheld	(6,158.56)	
Medicare Tax Withheld	(8,268.00)	
Union Dues Withheld	(2,031.68)	
CYFD Firefighters PAC Withheld	(143.05)	
IAFF Fire PAC Withheld	(50.83)	
CYFD Firefighter Charities Withheld	(128.15)	
Co-Op Withheld	(214.35)	
Health Insurance Withheld	220.55	
Dental Insurance Withheld	(498.90)	
HSA Savings Withheld	(6,097.47)	
ROTH IRA	(315.00)	
Security Benefit Group - Loan	(142.41)	
Def Comp - Security Benefit Group	(2,449.16)	
Def Comp 401A	(9,406.41)	
Deferred Compensation	(9,920.46)	
Support/Wage Garnishments	(3,228.22)	
CYRTA - Test Fee's Payable	(850.00)	
Deferred Revenue	223,002.00	
Total Current Liabilities		\$255,529.08

Total Liabilities

\$255,529.08

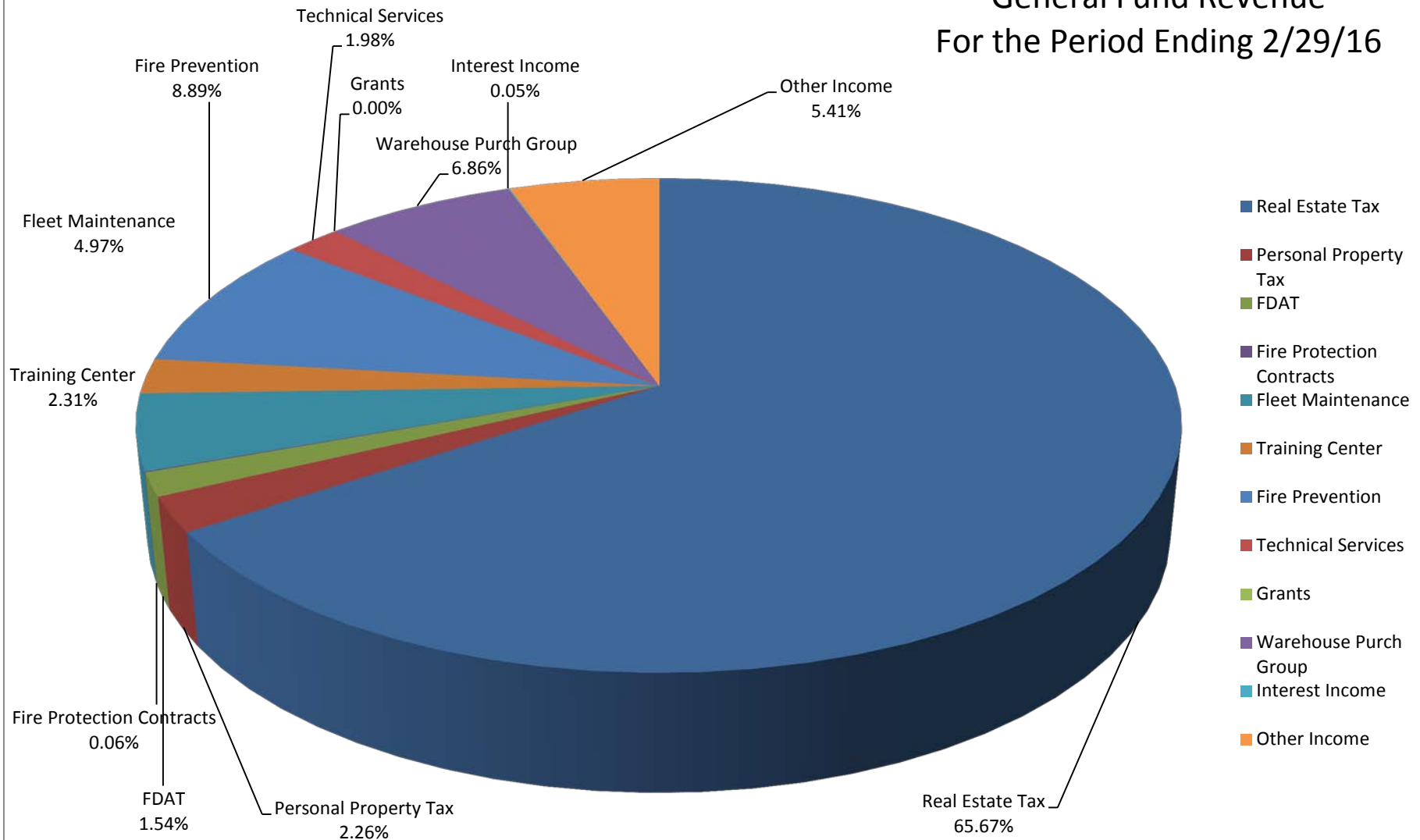
Net Assets

Fund Balance	\$9,773,438.69	
Current Year Net Assets	(477,417.58)	
Total Net Assets		9,296,021.11
Total Liabilities and Net Assets		\$9,551,550.19

CYFD
Revenue

	Current	YTD	
	Month Revenue	Budget	
Real Estate Tax	\$ 339,647	\$ 13,027,632	65.68
Personal Property Tax	\$ 11,694	\$ 256,686	2.26
FDAT	\$ 7,946	\$ 313,900	1.54
Fire Protection Contracts	\$ 320	\$ 65,000	0.06
Fleet Maintenance	\$ 25,683	\$ 46,056	4.97
Training Center	\$ 11,941	\$ 30,000	2.31
Fire Prevention	\$ 45,950	\$ 90,300	8.89
Technical Services	\$ 10,220	\$ 163,000	1.98
Grants	\$ -	\$ 165,810	0.00
Warehouse Purch Group	\$ 35,499	\$ 50,000	6.86
Interest Income	\$ 246	\$ 15,000	0.05
Other Income	\$ 27,999	\$ 1,291,500	5.41
	<u>\$ 517,147</u>	<u>\$ 15,514,884</u>	<u>100.00</u>

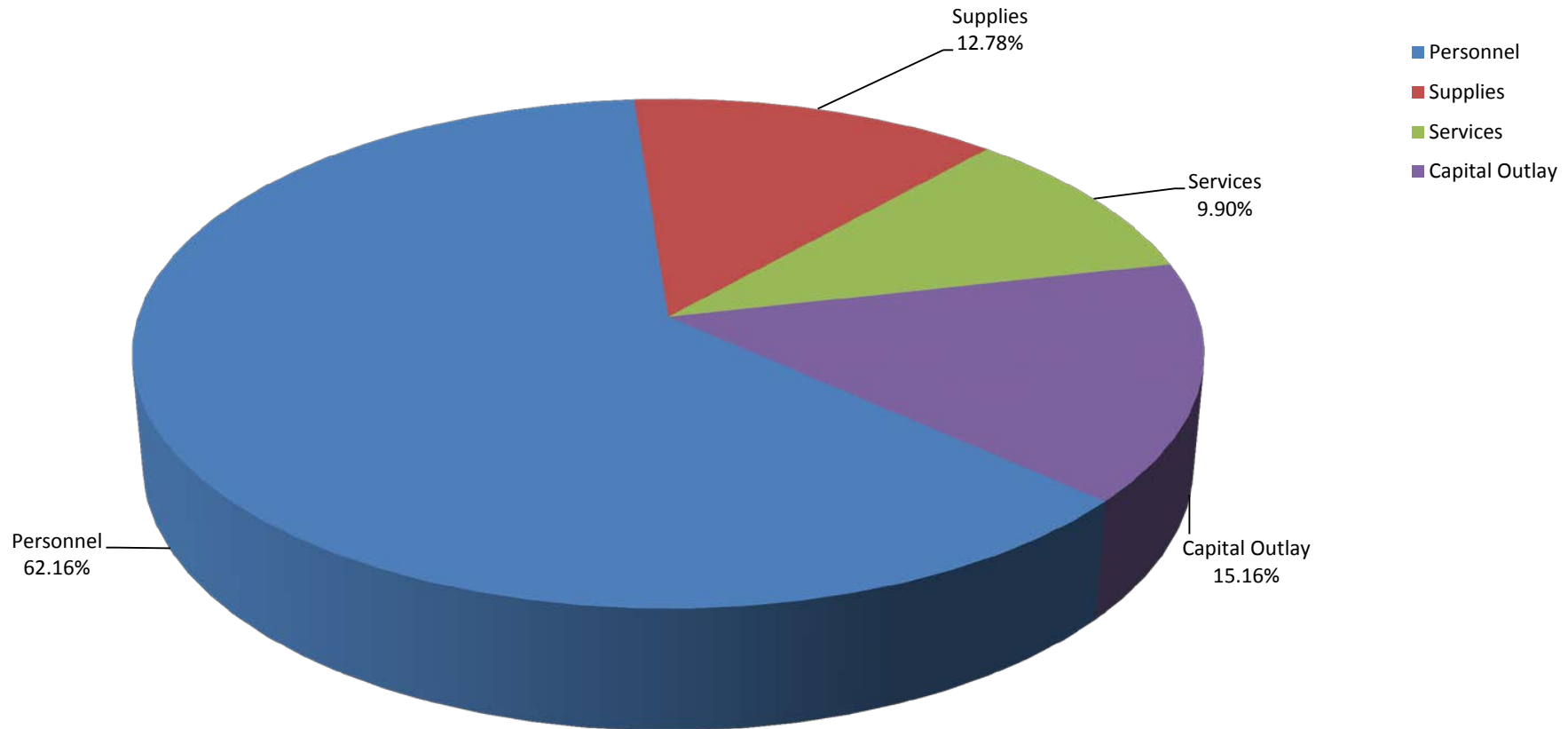
CYFD
FY 2015 - 2016
General Fund Revenue
For the Period Ending 2/29/16



CYFD
Expenses

	Current Month		YTD Budget	
	Actual			
Personnel	\$ 1,003,670	\$ 12,106,556	62.16	
Supplies	\$ 206,304	\$ 1,319,683	12.78	
Services	\$ 159,925	\$ 1,224,561	9.90	
Capital Outlay	\$ 244,756	\$ 1,352,308	15.16	
	<hr/>			
	\$ 1,614,655	\$ 16,003,108	100	

CYFD
FY 2015 - 2016
General Fund Expenditures
For the Period Ending 2/29/16



Central Yavapai Fire District
General Fund Tax Collection Information

Total Levy Month	FY 04-05 \$6,913,768 Collected	FY 05-06 \$8,081,850 Collected	FY 06-07 \$9,436,030 Collected	FY 07-08 \$11,846,174 Collected	FY 08-09 \$13,463,373 Collected	FY 09-10 \$13,408,327 Collected	FY 10-11 \$13,409,077 Collected	FY 11-12 \$12,030,906 Collected	FY 12-13 \$11,565,704 Collected	FY 13-14 \$11,463,180 Collected	FY 14-15 \$12,355,859 Collected	FY 15-16 \$13,284,318 Collected
July	\$90,827	\$96,915	\$83,783	\$87,156	\$110,039	\$132,171	\$160,816	\$97,118	\$98,218	\$49,130	\$52,496	\$78,757
%	1.8561%	1.9390%	1.1706%	1.3917%	0.8173%	0.986%	1.199%	0.807%	0.849%	0.429%	0.425%	0.593%
% To Date	1.8561%	1.9390%	1.1706%	1.3917%	0.8173%	0.9857%	1.1993%	0.8072%	0.8492%	0.4286%	0.4249%	0.5929%
August	\$19,394	\$33,539	\$29,902	\$29,493	\$43,363	\$54,230	\$67,211	\$67,725	\$53,505	\$31,390	\$16,334	\$33,291
%	0.8204%	0.4024%	0.3082%	0.3634%	0.3221%	0.404%	0.501%	0.563%	0.463%	0.274%	0.132%	0.251%
% To Date	2.6765%	2.3414%	1.4788%	1.7551%	1.1394%	1.3902%	1.7005%	1.3702%	1.3118%	0.7024%	0.5571%	0.8435%
September	\$539,210	\$70,431	\$177,924	\$43,626	\$107,451	\$54,153	\$117,450	\$77,250	\$838,823	\$648,107	\$1,095,501	\$1,245,953
%	0.6101%	1.9306%	3.9653%	0.4126%	0.7981%	0.404%	0.876%	0.642%	7.253%	5.654%	8.866%	9.379%
% To Date	3.2866%	4.2720%	5.4441%	2.1677%	1.9375%	1.7941%	2.5764%	2.0123%	8.5645%	6.3562%	9.4233%	10.2226%
October	\$1,927,176	\$2,875,353	\$3,215,840	\$4,532,443	\$5,218,751	\$4,889,830	\$4,830,888	\$3,857,770	\$4,051,242	\$3,652,128	\$4,537,288	\$4,753,774
%	29.4660%	34.7343%	32.5873%	37.6731%	38.763%	36.469%	36.027%	32.065%	35.028%	31.860%	36.722%	35.785%
% To Date	32.7526%	39.0064%	38.0313%	39.8408%	40.7001%	38.2627%	38.6034%	34.0777%	43.5926%	38.2159%	46.1451%	46.0074%
November	\$1,286,650	\$1,314,493	\$1,569,999	\$1,445,614	\$1,464,437	\$1,810,813	\$1,771,286	\$2,173,940	\$1,136,001	\$1,662,046	\$776,001	\$1,053,509
%	23.1259%	17.1466%	17.5005%	16.1786%	10.877%	13.505%	13.210%	18.070%	9.822%	14.499%	6.280%	7.930%
% To Date	55.8785%	56.1530%	55.5318%	56.0194%	51.5773%	51.7678%	51.8130%	52.1474%	53.4147%	52.7149%	52.4255%	53.9379%
December	\$196,952	\$436,441	\$487,646	\$518,402	\$653,937	\$804,068	\$703,572	\$598,094	\$657,523	\$682,390	\$822,849	\$847,617
%	2.8328%	2.8396%	2.8162%	3.2900%	4.8572%	5.9968%	5.2470%	4.9713%	5.6851%	5.9529%	6.6596%	6.3806%
% To Date	58.7113%	58.9926%	58.3480%	59.3094%	56.4344%	57.7646%	57.0600%	57.1187%	59.0988%	58.6678%	59.0851%	60.3185%
January	\$144,098	\$182,929	\$233,164	\$418,982	\$429,557	\$418,693	\$440,523	\$471,527	\$316,971	\$345,369	\$323,603	\$302,609
%	2.5007%	2.0818%	1.4652%	1.4671%	3.1906%	3.1226%	3.2853%	3.9193%	2.7406%	3.0129%	2.6190%	2.2779%
% To Date	61.2120%	61.0744%	59.8132%	60.7765%	59.6250%	60.8872%	60.3453%	61.0380%	61.8405%	61.6806%	61.7041%	62.5964%
February	\$97,852	\$263,264	\$278,975	\$364,994	\$418,260	\$491,337	\$579,652	\$452,569	\$404,624	\$354,364	\$337,873	\$351,342
%	2.5771%	1.7459%	1.8239%	1.6772%	3.1067%	3.6644%	4.3228%	3.7617%	3.4985%	3.0913%	2.7345%	2.6448%
% To Date	63.7891%	62.8203%	61.6371%	62.4537%	62.7317%	64.5516%	64.6681%	64.7997%	65.3389%	64.7719%	64.4386%	65.2412%
March	\$154,631	\$371,324	\$361,669	\$535,404	\$589,848	\$622,420	\$585,713	\$469,035	\$388,803	\$444,942	\$486,368	\$0
%	2.2141%	2.0772%	2.2658%	2.2945%	4.3811%	4.6420%	4.3680%	3.8986%	3.3617%	3.8815%	3.9363%	0.0000%
% To Date	66.0032%	64.8975%	63.9029%	64.7482%	67.1128%	69.1937%	69.0361%	68.6983%	68.7006%	68.6534%	68.3749%	65.2412%
April	\$1,458,917	\$1,771,951	\$2,150,211	\$2,612,277	\$3,055,585	\$3,015,293	\$3,016,004	\$2,866,023	\$2,744,532	\$2,658,334	\$3,204,400	\$0
%	21.1757%	18.1462%	21.9855%	18.9281%	22.6955%	22.4882%	22.4923%	23.8222%	23.7299%	23.1902%	25.9343%	0.0000%
% To Date	87.1789%	83.0437%	85.8884%	83.6763%	89.8083%	91.6819%	91.5284%	92.5205%	92.4305%	91.8436%	94.3092%	65.2412%
May	\$831,445	\$488,790	\$577,825	\$793,414	\$879,374	\$916,959	\$947,777	\$798,148	\$740,157	\$716,914	\$380,081	\$0
%	11.3797%	14.9929%	10.8976%	14.6802%	6.5316%	6.8387%	7.0682%	6.6341%	6.3996%	6.2541%	3.0761%	0.0000%
% To Date	98.5586%	98.0365%	96.7860%	98.3565%	96.3399%	98.5206%	98.5966%	99.1546%	98.8301%	98.0977%	97.3853%	65.2412%
June	\$114,278	\$116,499	\$159,436	\$136,155	\$145,703	\$170,884	\$174,933	\$177,193	\$161,596	\$161,606	\$181,986	\$0
%	0.9877%	1.7911%	2.0166%	1.3217%	1.0822%	1.2745%	1.3046%	1.4728%	1.3972%	1.4098%	1.4729%	0.0000%
% To Date	99.5463%	99.8277%	98.8026%	99.6782%	97.4221%	99.7951%	99.9012%	100.6274%	100.2273%	99.5075%	98.8582%	65.2412%
TOTALS	\$6,310,280	\$7,110,845	\$8,354,861	\$10,038,188	\$13,116,306	\$13,380,852	\$13,395,823	\$12,106,390	\$11,591,996	\$11,406,720	\$12,214,780	\$8,666,852
Delinquency	0.4537%	0.1723%	1.1974%	0.3218%	2.5779%	0.2049%	0.0988%	-0.6274%	-0.2273%	0.4925%	1.1418%	34.7588%

**Central Yavapai Fire District
FDAT Collection Information**

Total Levy Month	FY 04-05 \$300,000 Collected	FY 05-06 \$300,000 Collected	FY 06-07 \$300,000 Collected	FY 07-08 \$300,000 Collected	FY 08-09 \$300,000 Collected	FY 09-10 \$300,000 Collected	FY 10-11 \$300,000 Collected	FY 11-12 \$300,000 Collected	FY 12-13 \$338,000 Collected	FY 13-14 \$309,352 Collected	FY 14-15 \$313,900 Collected	FY 15-16 \$313,900 Collected
July	\$4,703	\$4,168	\$2,975	\$2,464	\$1,301	\$3,143	\$3,697	\$2,595	\$3,064	\$1,979	\$1,836	\$2,501
%	2.1203%	-0.8239%	5.0433%	2.0287%	0.4338%	1.048%	1.232%	0.865%	0.907%	0.640%	0.585%	0.797%
% To Date	2.1203%	-0.8239%	5.0433%	2.0287%	0.4338%	1.0476%	1.2324%	0.8651%	0.9066%	0.6398%	0.5848%	0.7966%
August	\$1,604	\$1,731	\$1,333	\$1,258	\$1,226	\$1,248	\$1,915	\$1,736	\$1,536	\$902	\$823	\$1,456
%	1.0461%	0.6483%	0.4096%	0.4382%	0.4085%	0.416%	0.638%	0.579%	0.455%	0.291%	0.262%	0.464%
% To Date	3.1664%	-0.1756%	5.4529%	2.4669%	0.8423%	1.4636%	1.8709%	1.4439%	1.3611%	0.9312%	0.8471%	1.2606%
September	\$21,474	\$1,724	\$2,051	\$868	\$1,745	\$1,257	\$2,388	\$1,448	\$19,621	\$15,016	\$25,478	\$26,332
%	0.5869%	0.9866%	0.0000%	0.3293%	0.582%	0.419%	0.796%	0.483%	5.805%	4.854%	8.117%	8.389%
% To Date	3.7533%	0.8109%	5.4529%	2.7962%	1.4240%	1.8825%	2.6670%	1.9266%	7.1662%	5.7853%	8.9637%	9.6492%
October	\$82,848	\$96,135	\$102,106	\$97,685	\$101,806	\$99,555	\$96,016	\$93,006	\$101,218	\$95,055	\$78,715	\$97,909
%	28.7499%	29.9224%	26.7685%	33.8371%	33.9354%	33.185%	32.005%	31.002%	29.946%	30.727%	25.076%	31.191%
% To Date	32.5032%	30.7333%	32.2214%	36.6333%	35.3594%	35.0674%	34.6725%	32.9286%	37.1125%	36.5125%	34.0402%	40.8405%
November	\$62,790	\$59,803	\$55,973	\$56,540	\$50,916	\$52,928	\$50,646	\$59,997	\$53,327	\$50,582	\$58,108	\$43,410
%	26.5042%	22.8299%	24.3841%	20.2237%	16.9722%	17.6426%	16.8819%	19.9989%	15.7772%	16.3508%	18.5116%	13.8292%
% To Date	59.0074%	53.5633%	56.6055%	56.8570%	52.3315%	52.7100%	51.5544%	52.9274%	52.8897%	52.8633%	52.5518%	54.6697%
December	\$8,615	\$18,356	\$14,523	\$14,149	\$14,552	\$17,550	\$19,555	\$15,865	\$18,751	\$17,866	\$19,303	\$20,201
%	2.6880%	3.1634%	3.0781%	3.4052%	4.8505%	5.8501%	6.5184%	5.2883%	5.5476%	5.7753%	6.1494%	6.4354%
% To Date	61.6954%	56.7267%	59.6835%	60.2621%	57.1821%	58.5602%	58.0728%	58.2157%	58.4373%	58.6386%	58.7012%	61.1051%
January	\$8,021	\$9,532	\$9,359	\$12,416	\$11,850	\$12,187	\$11,920	\$12,904	\$12,073	\$20,052	\$11,243	\$10,565
%	3.2227%	2.4080%	2.3099%	2.0084%	3.9501%	4.0624%	3.9733%	4.3013%	3.5719%	6.4819%	3.5817%	3.3658%
% To Date	64.9180%	59.1347%	61.9934%	62.2705%	61.1321%	62.6225%	62.0461%	62.5170%	62.0092%	65.1205%	62.2829%	64.4709%
February	\$4,527	\$7,787	\$9,793	\$10,562	\$9,794	\$11,387	\$10,332	\$10,894	\$11,450	\$8,863	\$7,979	\$7,946
%	2.8210%	1.9308%	1.8404%	2.4433%	3.265%	3.796%	3.444%	3.631%	3.388%	2.865%	2.542%	2.531%
% To Date	67.7390%	61.0655%	63.8338%	64.7138%	64.3968%	66.4183%	65.4902%	66.1482%	65.3968%	67.9857%	64.8248%	67.0023%
March	\$5,620	\$16,226	\$12,337	\$12,305	\$12,699	\$13,595	\$14,808	\$12,280	\$11,003	\$10,149	\$12,656	\$0
%	2.2914%	1.4983%	1.9114%	2.0156%	4.2329%	4.5315%	4.9361%	4.0932%	3.2554%	3.2808%	4.0319%	0.0000%
% To Date	70.0304%	62.5638%	65.7452%	66.7294%	68.6297%	70.9498%	70.4262%	70.2414%	68.6522%	71.2665%	68.8567%	67.0023%
April	\$51,786	\$45,356	\$45,679	\$33,339	\$39,613	\$55,561	\$57,997	\$43,738	\$56,579	\$58,042	\$65,056	\$0
%	17.9575%	14.3693%	16.6549%	17.3709%	13.2045%	18.5203%	19.3324%	14.5794%	16.7394%	18.7624%	20.7249%	0.0000%
% To Date	87.9878%	76.9331%	82.4001%	84.1002%	81.8342%	89.4701%	89.7587%	84.8208%	85.3916%	90.0289%	89.5816%	67.0023%
May	\$43,885	\$34,199	\$37,793	\$50,251	\$44,834	\$31,295	\$25,244	\$44,155	\$43,984	\$31,386	\$22,095	\$0
%	13.5009%	18.7327%	15.3767%	15.0484%	14.9446%	10.4317%	8.4146%	14.7184%	13.0130%	10.1458%	7.0389%	0.0000%
% To Date	101.4887%	95.6658%	97.7768%	99.1487%	96.7788%	99.9019%	98.1733%	99.5391%	98.4046%	100.1747%	96.6206%	67.0023%
June	\$4,629	\$3,699	\$4,194	\$3,396	\$3,537	\$3,134	\$4,100	\$4,540	\$5,694	\$4,028	\$4,150	\$0
%	0.9351%	1.7492%	1.8785%	1.4651%	1.1790%	1.0447%	1.3665%	1.5132%	1.6847%	1.3019%	1.3221%	0.0000%
% To Date	102.4238%	97.4149%	99.6553%	100.6138%	97.9578%	100.9465%	99.5398%	101.0524%	100.0894%	101.4767%	97.9427%	67.0023%
TOTALS	\$307,271	\$292,245	\$298,966	\$301,841	\$293,873	\$302,840	\$298,619	\$303,157	\$338,302	\$313,920	\$307,442	\$210,320
Delinquency	-2.4238%	2.5851%	0.3447%	-0.6138%	2.0422%	-0.9465%	0.4602%	-1.0524%	-0.0894%	-1.4767%	2.0573%	32.9977%



2015 - 2016 Cash Flow by Month : March Board Meeting

	Actual		Projected									
	July	Aug.	Sept.	Oct.	Nov.	Dec.	Jan.	Feb.	March	April	May	June
Revenues:												
Property Taxes	78,756	33,292	1,245,953	4,753,774	1,053,509	847,617	302,609	351,342	1,107,027	1,107,027	1,107,027	1,107,027
Fire Protection Contracts	19,284	1,872	387	614	-	406	1,564	320	5,417	5,417	5,417	5,417
FDAT	2,501	1,456	26,332	97,909	43,410	20,201	10,565	7,946	26,158	26,158	26,158	26,158
Fee for Service	20,797	15,119	12,142	6,228	33,738	25,781	3,452	129,293	27,446	27,446	27,446	27,446
Interest Income	1,140	9,564	225	193	1,073	883	11,651	246	1,250	1,250	1,250	1,250
Grants	-	-	-	114,275	-	-	-	-	13,818	13,818	13,818	13,818
Misc. Non Levy	46,801	14,142	29,367	20,480	24,900	74,999	12,216	27,999	107,625	107,625	107,625	107,625
Revenue Totals:	169,279	75,446	1,314,406	4,993,474	1,156,630	969,887	342,057	517,147	1,111,721	1,111,721	1,111,721	1,111,721
Expenditures:												
Personnel Costs	1,063,149	901,844	1,110,027	1,486,756	637,512	835,722	949,515	1,003,670	976,256	976,256	976,256	976,256
Supplies/ Consum.	49,385	49,724	90,463	191,514	71,621	98,338	91,393	206,304	121,217	121,217	121,217	121,217
Utilities	13,644	14,635	11,663	20,911	9,210	13,738	10,352	30,282	14,902	14,902	14,902	14,902
Misc. Service Expenses	80,256	63,478	41,997	196,240	24,059	72,686	50,843	129,643	88,891	88,891	88,891	88,891
Capital Expenses	-	7,498	-	98,694	878	45,442	(1,880)	244,756	83,031	83,031	83,031	83,031
Expenditure Totals:	1,167,510	1,037,179	1,254,150	1,284,297	743,280	1,065,926	1,100,223	1,614,655	1,284,297	1,284,297	1,284,297	1,284,297
Monthly Net Cash	(998,231)	(961,733)	60,256	3,709,177	413,350	(96,039)	(758,166)	(1,097,509)	(172,576)	(172,576)	(172,576)	(172,576)
Cumulative Net Cash	(775,702)	(1,737,435)	(1,677,179)	2,031,998	2,445,348	2,349,309	1,591,143	493,634	321,058	148,482	(24,094)	(196,670)
Cash Balance (\$1.2 M carryover)	222,529	(739,204)	(678,948)	3,030,229	3,443,579	3,347,540	2,589,374	1,491,865				
Capital Reserve \$6,503,993.02 bal.	8,147,545	6,153,943	6,154,149	6,154,312	6,155,189	6,155,663	6,164,233	6,503,993				

Central Yavapai Fire District
Check Reconciliation Feb 2016

Reconciliation:

Beginning Balance:	4,158,962.96
Deposits:	546,306.88
Transfers:	(339,618.83)
Outstanding Deposit:	
Disbursements:	(1,805,176.25)
Warrants Issued Adj	

Ending Balance:	<u>2,560,474.76</u>
------------------------	----------------------------

Difference between Balances:	\$0.00
------------------------------	--------

Balance per Bank:	\$3,262,876.67
Outstanding Checks:	(\$892,093.08)
Outstanding Deposit:	
Adj Check from P/R	\$189,691.17

Ending Balance:	<u>\$2,560,474.76</u>
------------------------	------------------------------

G/L Ending Balance	\$2,560,474.76
---------------------------	-----------------------

<u>\$2,560,474.76</u>

Deposits per Bank Statement:

Real Estate Taxes	339,647.40
Pers. Property Taxes (UPP)	11,694.40
FDAT	7,945.94
Fire District Deposit	186,913.90
Transfer Out-Capital Reserve Fund	339,618.83
Transfer In(Error from County)	
NSF check returned	
Adjustments(Warrants Issued)	
Interest Income	105.24
	<u>885,925.71</u>

Bank Reconciliation Register:

Checks from A/P	1,994,867.42
Adj Check from P/R	(189,691.17)
Total Checks:	<u>1,805,176.25</u>

Deposits from A/R	186,913.90
Journal Entries from G/L	699,011.81
NSF Check Returned	
Outstanding Deposit	<u>885,925.71</u>


Reconciliation Approved by: Scott Freitag
 Fire Chief

Reconciliation Reviewed by: Dave Tharp
 Assistant Chief of Administration

Reconciliation Prepared by: Debbie Spingola
 Finance Manager




3/9/16



3/9/16

CENTRAL YAVAPAI FIRE DISTRICT
Bank Reconciliation Summary
For the Bank Statement ending: 2/29/2016

BANK CONTROL ID: CYFD - GENERAL FUND		DESC: GENERAL FUND	ACCOUNT NO: 1100
Beginning Balance:	02/01/16		\$4,164,918.44
Deposits and Credits:			\$5,272,371.17
Checks and Charges:			(\$1,448,348.65)
Adjustments:			(\$4,726,064.29)
Ending Balance Per Reconciliation:			\$3,262,876.67
Ending Balance Per Bank Statement:	02/29/16		\$3,262,876.67
* Outstanding Deposits and Credits:	02/29/16		\$0.00
* Outstanding Checks and Charges:	02/29/16		(\$892,093.08)
Ending Book Balance:	02/29/16		\$2,370,783.59

* Outstanding amounts are all outstanding credits and charges dated prior or equal to the Reconciliation date.

CENTRAL YAVAPAI FIRE DISTRICT

BR Checks and Charges Cleared

For the Bank Statement ending: 2/29/16

CYFD		General Fund			1100
Date	Document	Description	Module	Company	Amount
12/22/15	058791	AZ Dept of Public Safety	AP	CYFD	\$15.00
12/22/15	058792	AZ Dept of Public Safety	AP	CYFD	\$40.00
01/05/16	058862	Application Data Systems, Inc.	AP	CYFD	\$5,600.00
01/05/16	058898	Guest Services	AP	CYFD	\$300.48
02/02/16	059005	A1 Water Delivery, Inc	AP	CYFD	\$150.00
02/02/16	059006	PV Ace Hardware	AP	CYFD	\$166.17
02/02/16	059007	AmericanHeritage Life Ins, Inc	AP	CYFD	\$142.68
02/02/16	059008	APEHP	AP	CYFD	\$74,604.00
02/02/16	059009	APEHP	AP	CYFD	\$15,040.75
02/02/16	059010	APS, Inc	AP	CYFD	\$10,125.94
02/02/16	059011	Arizona State Retirement Sys	AP	CYFD	\$11,707.62
02/02/16	059014	Chase Bank Account #21005484	AP	CYFD	\$191,436.80
02/02/16	059015	Chase Bank Account #21005484	AP	CYFD	\$40,478.48
02/02/16	059016	Chase Bank Account #21005484	AP	CYFD	\$7,416.40
02/02/16	059017	Bennett Oil Company, Inc	AP	CYFD	\$462.51
02/02/16	059018	Best Pick Disposal, Inc	AP	CYFD	\$332.42
02/02/16	059020	Bound Tree Medical LLC	AP	CYFD	\$13,510.15
02/02/16	059023	B&W Fire Security Sys, LLC	AP	CYFD	\$901.94
02/02/16	059024	Cable One, Inc	AP	CYFD	\$997.21
02/02/16	059025	CenturyLink	AP	CYFD	\$1,252.37
02/02/16	059026	Century Link Busi Svc	AP	CYFD	\$25.47
02/02/16	059027	Chino Vly Med Ctr	AP	CYFD	\$1,709.00
02/02/16	059028	Support Payment Clearinghouse	AP	CYFD	\$3,228.22
02/02/16	059029	Chase Bank Account #2100-5484	AP	CYFD	\$214.35
02/02/16	059030	Cummins Rocky Mountain LLC	AP	CYFD	\$265.16
02/02/16	059031	Chino Valley Fire District	AP	CYFD	\$2,500.00
02/02/16	059032	Chase Bank Account #21005484	AP	CYFD	\$227.50
02/02/16	059033	CYFD Vol Relief & Pen Fund	AP	CYFD	\$408.44
02/02/16	059034	CYMA Systems, Inc.	AP	CYFD	\$434.00
02/02/16	059035	Chase Bank Account 2100-5484	AP	CYFD	\$143.05
02/02/16	059036	Daniel's Menswear	AP	CYFD	\$28.60
02/02/16	059037	Empire Southwest	AP	CYFD	\$92.80
02/02/16	059038	Entenmann-Rovin Company	AP	CYFD	\$192.00
02/02/16	059039	Fed Ex	AP	CYFD	\$58.53
02/02/16	059040	Chase Bank Account #2100-5484	AP	CYFD	\$128.15
02/02/16	059041	The Firestore.com	AP	CYFD	\$6,868.00
02/02/16	059042	FleetPride Truck and Trailer	AP	CYFD	\$152.55
02/02/16	059043	Freightliner of AZ	AP	CYFD	\$148.81
02/02/16	059044	Galpin Ford, Inc.	AP	CYFD	\$29.93
02/02/16	059045	Richard Graeber	AP	CYFD	\$3,309.00
02/02/16	059046	Grainger, Inc.	AP	CYFD	\$98.95
02/02/16	059047	Greater Prescott Area Prayer	AP	CYFD	\$23.00
02/02/16	059048	Guardian - Appleton	AP	CYFD	\$12,108.19
02/02/16	059049	Home Depot Credit Svc	AP	CYFD	\$494.46
02/02/16	059051	IAAI	AP	CYFD	\$675.00
02/02/16	059052	Chase Bank Account #21005484	AP	CYFD	\$50.83
02/02/16	059053	Interstate Batteries, Inc.	AP	CYFD	\$321.92
02/02/16	059054	Liberty Art Works	AP	CYFD	\$335.00
02/02/16	059055	Life Assist, Inc.	AP	CYFD	\$699.45
02/02/16	059056	LN Curtis & Sons	AP	CYFD	\$1,824.48
02/02/16	059057	Melcher Printing, Inc.	AP	CYFD	\$264.94
02/02/16	059058	R and R Auto and Truck Parts	AP	CYFD	\$77.87
02/02/16	059059	Napa Auto Parts	AP	CYFD	\$772.65
02/02/16	059060	Nationwide Retirement Solution	AP	CYFD	\$175.20
02/02/16	059061	Oppenheimer Funds	AP	CYFD	\$315.00
02/02/16	059062	Nationwide Trust Co., FSB	AP	CYFD	\$176.15
02/02/16	059063	Nationwide Trust Co., FSB	AP	CYFD	\$20,469.32
02/02/16	059064	Nationwide Trust Co., FSB	AP	CYFD	\$9,926.40
02/02/16	059065	Penn Emblem	AP	CYFD	\$120.00
02/02/16	059066	Pine Needle Promotions	AP	CYFD	\$16,413.34
02/02/16	059072	PBGF Services, LLC	AP	CYFD	\$160.36
02/02/16	059073	Prescott, City of	AP	CYFD	\$331.37

CENTRAL YAVAPAI FIRE DISTRICT

BR Checks and Charges Cleared

For the Bank Statement ending: 2/29/16

CYFD		General Fund			1100
Date	Document	Description	Module	Company	Amount
02/02/16	059074	City of Prescott	AP	CYFD	\$21,249.96
02/02/16	059075	Prescott Steel & Welding	AP	CYFD	\$38.90
02/02/16	059076	Public Safety Personnel Ret	AP	CYFD	\$97,908.80
02/02/16	059077	Town of Prescott Valley	AP	CYFD	\$901.99
02/02/16	059078	SC Fuels	AP	CYFD	\$629.90
02/02/16	059079	Security Benefit Group	AP	CYFD	\$2,591.57
02/02/16	059080	SHRM	AP	CYFD	\$190.00
02/02/16	059081	Staples Business Advantage	AP	CYFD	\$293.29
02/02/16	059082	Sunland Supply	AP	CYFD	\$102.72
02/02/16	059083	Turbo & Electric Sales & Srv	AP	CYFD	\$365.23
02/02/16	059084	United Fire Eq Co	AP	CYFD	\$850.70
02/02/16	059085	Unisource Energy Services	AP	CYFD	\$791.68
02/02/16	059086	United Uniforms	AP	CYFD	\$107.45
02/02/16	059087	Chase Bank Account #21005484	AP	CYFD	\$2,031.68
02/02/16	059088	Nationwide Retirement Solution	AP	CYFD	\$9,858.41
02/02/16	059089	Nationwide Retirement Solution	AP	CYFD	\$9,150.28
02/02/16	059090	Whiskey Row Screen Printing	AP	CYFD	\$717.91
02/02/16	059091	Wist Office Products Company	AP	CYFD	\$65.38
02/02/16	059092	Yavapai Fleet Industrial	AP	CYFD	\$243.26
02/16/16	059093	PV Ace Hardware	AP	CYFD	\$222.45
02/16/16	059096	AZ Fire Chief Assn, Inc	AP	CYFD	\$1,000.00
02/16/16	059097	AHS Rescue, LLC	AP	CYFD	\$2,527.58
02/16/16	059098	All City Kokopelli Trans, LLC	AP	CYFD	\$45.50
02/16/16	059099	American Fence Co, Inc	AP	CYFD	\$241.66
02/16/16	059100	American Express, Inc	AP	CYFD	\$3,377.84
02/16/16	059102	Amsoil Inc	AP	CYFD	\$1,173.31
02/16/16	059103	APEHP	AP	CYFD	\$15,109.98
02/16/16	059104	APS, Inc	AP	CYFD	\$2,057.81
02/16/16	059106	Arizona State Retirement Sys	AP	CYFD	\$11,988.66
02/16/16	059107	AZ Dept of Revenue	AP	CYFD	\$992.03
02/16/16	059108	AZ Emergency Products, Inc	AP	CYFD	\$384.26
02/16/16	059109	AZ GENERAL / ACE HARDWARE INC	AP	CYFD	\$2.50
02/16/16	059110	Chase Bank Account #21005484	AP	CYFD	\$189,964.59
02/16/16	059111	Chase Bank Account #21005484	AP	CYFD	\$40,310.06
02/16/16	059112	Chase Bank Account #21005484	AP	CYFD	\$7,330.25
02/16/16	059113	Bennett Oil Company, Inc	AP	CYFD	\$875.19
02/16/16	059114	Douglas Bergstrom, PhD	AP	CYFD	\$325.00
02/16/16	059115	Truman Duncan	AP	CYFD	\$30.00
02/16/16	059116	Bound Tree Medical LLC	AP	CYFD	\$12,409.02
02/16/16	059119	Bradshaw Mountain Environmentl	AP	CYFD	\$180.00
02/16/16	059121	B&W Fire Security Sys, LLC	AP	CYFD	\$578.00
02/16/16	059122	Cable One, Inc	AP	CYFD	\$148.51
02/16/16	059123	Carescape, Inc.	AP	CYFD	\$385.00
02/16/16	059124	CenturyLink	AP	CYFD	\$712.38
02/16/16	059125	Chase Card Services	AP	CYFD	\$7,755.44
02/16/16	059128	Chino Vly Med Ctr	AP	CYFD	\$1,747.00
02/16/16	059129	Support Payment Clearinghouse	AP	CYFD	\$3,228.22
02/16/16	059130	Chase Bank Account #2100-5484	AP	CYFD	\$214.35
02/16/16	059131	Copper State Supply, Inc	AP	CYFD	\$328.24
02/16/16	059132	Cummins Rocky Mountain LLC	AP	CYFD	\$160.43
02/16/16	059133	Chino Valley Fire District	AP	CYFD	\$125.00
02/16/16	059134	Chase Bank Account #21005484	AP	CYFD	\$230.00
02/16/16	059135	CYFD Vol Relief & Pen Fund	AP	CYFD	\$65.62
02/16/16	059136	CYMA Systems, Inc.	AP	CYFD	\$4,524.43
02/16/16	059137	Chase Bank Account 2100-5484	AP	CYFD	\$143.05
02/16/16	059138	EMR CORP	AP	CYFD	\$492.35
02/16/16	059139	Fed Ex	AP	CYFD	\$50.82
02/16/16	059140	Chase Bank Account #2100-5484	AP	CYFD	\$128.15
02/16/16	059141	Freightliner of AZ	AP	CYFD	\$1,096.34
02/16/16	059142	Globalstar USA	AP	CYFD	\$80.84
02/16/16	059143	Guaranteed Door Service	AP	CYFD	\$253.89
02/16/16	059144	The Hike Shack	AP	CYFD	\$1,088.38

CENTRAL YAVAPAI FIRE DISTRICT

BR Checks and Charges Cleared

For the Bank Statement ending: 2/29/16

CYFD		General Fund	General Fund	1100	
Date	Document	Description	Module	Company	Amount
02/16/16	059145	Hillyard/Flagstaff	AP	CYFD	\$837.33
02/16/16	059146	Hinton Burdick CPA	AP	CYFD	\$2,689.14
02/16/16	059147	HME, Inc.	AP	CYFD	\$228.86
02/16/16	059148	Home Depot Credit Svc	AP	CYFD	\$840.58
02/16/16	059149	Chase Bank Account #21005484	AP	CYFD	\$50.83
02/16/16	059150	Insight Direct USA, Inc.	AP	CYFD	\$5,265.33
02/16/16	059151	Interstate Batteries, Inc.	AP	CYFD	\$617.32
02/16/16	059152	Kendhammer & Partners, L.L.P.	AP	CYFD	\$6,014.75
02/16/16	059153	LN Curtis & Sons	AP	CYFD	\$6,366.13
02/16/16	059154	Melcher Printing, Inc.	AP	CYFD	\$27.17
02/16/16	059156	Mitchell	AP	CYFD	\$703.53
02/16/16	059157	MN8-Foxfire	AP	CYFD	\$258.45
02/16/16	059158	Napa Auto Parts	AP	CYFD	\$1,229.32
02/16/16	059159	Norm's Lock & Safe	AP	CYFD	\$14.00
02/16/16	059160	Oppenheimer Funds	AP	CYFD	\$315.00
02/16/16	059161	Nationwide Trust Co., FSB	AP	CYFD	\$125.90
02/16/16	059162	Public Safety Personnel Ret	AP	CYFD	\$96,482.15
02/16/16	059163	PV Economic Development Found	AP	CYFD	\$500.00
02/16/16	059164	Town of Prescott Valley	AP	CYFD	\$157.39
02/16/16	059165	Rosenbauer South Dakota	AP	CYFD	\$138.28
02/16/16	059166	SC Audit & Accounting Solution	AP	CYFD	\$1,315.00
02/16/16	059167	SC Fuels	AP	CYFD	\$518.51
02/16/16	059168	Security Benefit Group	AP	CYFD	\$2,591.57
02/16/16	059169	Signs Plus	AP	CYFD	\$192.79
02/16/16	059170	SPE SYSTEMS INC	AP	CYFD	\$3,680.00
02/16/16	059171	The Standard	AP	CYFD	\$782.75
02/16/16	059172	Staples Business Advantage	AP	CYFD	\$2,351.68
02/16/16	059176	Sunstate Eq. Co., LLC	AP	CYFD	\$3,634.89
02/16/16	059177	Tessco, Inc.	AP	CYFD	\$1,850.48
02/16/16	059178	United Fire Eq Co	AP	CYFD	\$55.29
02/16/16	059179	Unisource Energy Services	AP	CYFD	\$1,670.34
02/16/16	059180	Universal Background Screening	AP	CYFD	\$376.50
02/16/16	059181	Chase Bank Account #21005484	AP	CYFD	\$2,031.68
02/16/16	059182	Nationwide Retirement Solution	AP	CYFD	\$9,841.46
02/16/16	059183	Nationwide Retirement Solution	AP	CYFD	\$8,960.50
02/16/16	059184	Verizon Wireless	AP	CYFD	\$100.22
02/16/16	059185	Verizon Wireless	AP	CYFD	\$2,813.15
02/16/16	059186	Voyager Fleet Systems, Inc.	AP	CYFD	\$11,123.95
02/16/16	059187	Xerox Corp	AP	CYFD	\$808.93
02/16/16	059189	Yavapai Fleet Industrial	AP	CYFD	\$663.01
02/16/16	059190	Zebrascapes LLC	AP	CYFD	\$165.00
02/16/16	059191	LN Curtis & Sons	AP	CYFD	\$7,489.06
02/18/16	Excess Funds FY 15	Excess funds FY 15 Transfer	GL	CYFD	\$339,618.83
TOTAL CHECKS AND CHARGES CLEARED:					\$1,448,348.65

CENTRAL YAVAPAI FIRE DISTRICT
BR Checks and Charges Outstanding
For the Bank Statement ending: 2/29/16

CYFD		General Fund		General Fund		1100
Date	Document	Description	Module	Company	Amount	
02/02/16	059012	AZ Dept of Public Safety	AP	CYFD	\$5.00	
02/02/16	059013	AZ Dept of Public Safety	AP	CYFD	\$20.00	
02/02/16	059019	Bobby's Repair	AP	CYFD	\$802.52	
02/16/16	059094	ADOT/Equipment Services	AP	CYFD	\$228.46	
02/16/16	059095	Application Data Systems, Inc.	AP	CYFD	\$2,200.00	
02/16/16	059105	Arizona State Retirement Sys	AP	CYFD	\$645.00	
02/16/16	059120	Burch & Cracchiolo, P.A.	AP	CYFD	\$175.00	
02/16/16	059155	Merit Technology Partners	AP	CYFD	\$11,568.00	
02/16/16	059188	Yavapai County Assessor	AP	CYFD	\$25.00	
02/16/16	059192	PBGF Services, LLC	AP	CYFD	\$160.36	
02/29/16	059193	A & B Sign Co., Inc	AP	CYFD	\$7,860.40	
02/29/16	059194	PV Ace Hardware	AP	CYFD	\$92.68	
02/29/16	059195	Alliance Home Care LLC	AP	CYFD	\$114.00	
02/29/16	059196	Amsoil Inc	AP	CYFD	\$1,025.11	
02/29/16	059197	APEHP	AP	CYFD	\$76,107.00	
02/29/16	059198	APEHP	AP	CYFD	\$15,158.62	
02/29/16	059199	APS, Inc	AP	CYFD	\$10,727.00	
02/29/16	059200	Arrow International, Inc.	AP	CYFD	\$1,179.27	
02/29/16	059201	Arizona State Retirement Sys	AP	CYFD	\$11,796.04	
02/29/16	059202	Auto Trim Plus	AP	CYFD	\$697.97	
02/29/16	059203	Aviat Networks	AP	CYFD	\$7,000.00	
02/29/16	059204	Arizona State Land Dept	AP	CYFD	\$1,300.00	
02/29/16	059205	Chase Bank Account #21005484	AP	CYFD	\$189,691.17	
02/29/16	059206	Chase Bank Account #21005484	AP	CYFD	\$40,470.39	
02/29/16	059207	Chase Bank Account #21005484	AP	CYFD	\$7,332.04	
02/29/16	059208	Bennett Oil Company, Inc	AP	CYFD	\$486.93	
02/29/16	059209	Edwin Besonson	AP	CYFD	\$34.24	
02/29/16	059210	Best Pick Disposal, Inc	AP	CYFD	\$332.42	
02/29/16	059211	Bobby's Repair	AP	CYFD	\$1,939.00	
02/29/16	059212	Bound Tree Medical LLC	AP	CYFD	\$5,986.87	
02/29/16	059214	Burch & Cracchiolo, P.A.	AP	CYFD	\$455.00	
02/29/16	059215	B&W Fire Security Sys, LLC	AP	CYFD	\$345.25	
02/29/16	059216	Cable One, Inc	AP	CYFD	\$1,026.76	
02/29/16	059217	Carquest Auto Parts, LLC	AP	CYFD	\$103.61	
02/29/16	059218	CenturyLink	AP	CYFD	\$1,252.37	
02/29/16	059219	Center for Educ & Empl Law	AP	CYFD	\$159.00	
02/29/16	059220	Century Link Busi Svc	AP	CYFD	\$47.16	
02/29/16	059221	Chase Card Services	AP	CYFD	\$17,845.03	
02/29/16	059227	Chief Supply Corp	AP	CYFD	\$856.44	
02/29/16	059228	Support Payment Clearinghouse	AP	CYFD	\$3,228.22	
02/29/16	059229	Chase Bank Account #2100-5484	AP	CYFD	\$214.35	
02/29/16	059230	Copper State Supply, Inc	AP	CYFD	\$98.09	
02/29/16	059231	Courtesy Chevrolet	AP	CYFD	\$38,214.32	
02/29/16	059232	Cummins Rocky Mountain LLC	AP	CYFD	\$68.30	
02/29/16	059233	Chase Bank Account #21005484	AP	CYFD	\$230.00	
02/29/16	059234	CYFD Vol Relief & Pen Fund	AP	CYFD	\$77.98	
02/29/16	059235	Chase Bank Account 2100-5484	AP	CYFD	\$143.05	
02/29/16	059236	ECMS, Inc.	AP	CYFD	\$218.84	
02/29/16	059237	Fed Ex	AP	CYFD	\$34.24	
02/29/16	059238	Chase Bank Account #2100-5484	AP	CYFD	\$128.15	
02/29/16	059239	Freightliner of AZ	AP	CYFD	\$384.39	
02/29/16	059240	Gases 101 LLC	AP	CYFD	\$19,844.00	
02/29/16	059241	Grainger, Inc.	AP	CYFD	\$528.63	
02/29/16	059242	Guaranteed Door Service	AP	CYFD	\$1,042.65	
02/29/16	059243	Guardian - Appleton	AP	CYFD	\$12,010.49	
02/29/16	059244	Perry Hatcher	AP	CYFD	\$173.35	
02/29/16	059245	Home Depot Credit Svc	AP	CYFD	\$528.09	
02/29/16	059246	Chase Bank Account #21005484	AP	CYFD	\$50.83	

CENTRAL YAVAPAI FIRE DISTRICT
BR Checks and Charges Outstanding
For the Bank Statement ending: 2/29/16

CYFD		General Fund			1100
Date	Document	Description	Module	Company	Amount
02/29/16	059247	Laerdal Medical Corporation	AP	CYFD	\$2,553.35
02/29/16	059248	Lamb Chevrolet, Inc.	AP	CYFD	\$14.95
02/29/16	059249	Life Line Ambulance Service	AP	CYFD	\$275.00
02/29/16	059250	Lighthouse	AP	CYFD	\$151.03
02/29/16	059251	LN Curtis & Sons	AP	CYFD	\$4,337.35
02/29/16	059252	Matheson Tri-Gas	AP	CYFD	\$21.72
02/29/16	059253	McMaster-Carr	AP	CYFD	\$306.00
02/29/16	059254	Melcher Printing, Inc.	AP	CYFD	\$283.05
02/29/16	059255	Municipal Emergency Svcs, Inc	AP	CYFD	\$2,088.32
02/29/16	059256	Napa Auto Parts	AP	CYFD	\$412.58
02/29/16	059257	Northern Office Products	AP	CYFD	\$97.83
02/29/16	059258	Oppenheimer Funds	AP	CYFD	\$315.00
02/29/16	059259	Diana Pena	AP	CYFD	\$150.00
02/29/16	059260	Penn Emblem	AP	CYFD	\$1,590.00
02/29/16	059261	Physio-Control, Inc.	AP	CYFD	\$7,346.40
02/29/16	059262	Pine Needle Promotions	AP	CYFD	\$2,613.56
02/29/16	059265	Prescott, City of	AP	CYFD	\$338.66
02/29/16	059266	City of Prescott	AP	CYFD	\$39,546.82
02/29/16	059267	Prescott Fence	AP	CYFD	\$939.74
02/29/16	059268	Public Safety Personnel Ret	AP	CYFD	\$96,729.46
02/29/16	059269	Town of Prescott Valley	AP	CYFD	\$579.11
02/29/16	059270	Quadna a DXP Company	AP	CYFD	\$711.41
02/29/16	059271	Reserve Account	AP	CYFD	\$1,500.00
02/29/16	059272	Response Protection Corp	AP	CYFD	\$2,039.00
02/29/16	059273	Linda Riley	AP	CYFD	\$900.00
02/29/16	059274	Rio Angels, LLC	AP	CYFD	\$2,281.60
02/29/16	059275	Rosenbauer South Dakota	AP	CYFD	\$193,314.00
02/29/16	059276	SC Fuels	AP	CYFD	\$371.53
02/29/16	059277	Security Benefit Group	AP	CYFD	\$2,591.57
02/29/16	059278	SEFAC, Inc.	AP	CYFD	\$1,968.40
02/29/16	059279	Spartan Motors, Inc.	AP	CYFD	\$143.89
02/29/16	059280	SPE SYSTEMS INC	AP	CYFD	\$460.00
02/29/16	059281	Staples Business Advantage	AP	CYFD	\$577.94
02/29/16	059283	Stationary Power Systems	AP	CYFD	\$1,314.17
02/29/16	059284	Tessco, Inc.	AP	CYFD	\$780.67
02/29/16	059285	United Fire Eq Co	AP	CYFD	\$458.85
02/29/16	059286	Unisource Energy Services	AP	CYFD	\$594.98
02/29/16	059287	United Uniforms	AP	CYFD	\$2,378.01
02/29/16	059288	University Termite & Pest Cont	AP	CYFD	\$270.00
02/29/16	059289	Chase Bank Account #21005484	AP	CYFD	\$2,031.68
02/29/16	059290	Nationwide Retirement Solution	AP	CYFD	\$9,920.46
02/29/16	059291	Nationwide Retirement Solution	AP	CYFD	\$9,406.41
02/29/16	059292	Vern Lewis Welding	AP	CYFD	\$37.73
02/29/16	059293	Wist Office Products Company	AP	CYFD	\$203.71
02/29/16	059294	Yavapai Steel	AP	CYFD	\$123.72
02/29/16	059295	Yavapai College	AP	CYFD	\$1,365.00
02/29/16	059296	Yavapai Fleet Industrial	AP	CYFD	\$1,189.34
TOTAL CHECKS AND CHARGES OUTSTANDING:					\$892,093.08

CENTRAL YAVAPAI FIRE DISTRICT
BR Deposits and Credits Cleared
For the Bank Statement ending: 2/29/16

CYFD		General Fund			1100
Date	Document	Description	Module	Company	Amount
06/30/10		GL Purge Transaction	GL	CYFD	\$4,726,064.29
02/02/16	4938	Deposit	AR	CYFD	\$115.13
02/02/16	4939	Deposit	AR	CYFD	\$1,016.85
02/02/16	4940	Deposit	AR	CYFD	\$1,423.19
02/02/16	4941	Deposit	AR	CYFD	\$452.82
02/02/16	4942	Deposit	AR	CYFD	\$10,404.48
02/02/16	4943	Deposit	AR	CYFD	\$350.77
02/02/16	4946	Deposit	AR	CYFD	\$5,622.70
02/10/16	4954	Deposit	AR	CYFD	\$11,756.13
02/12/16	4944	Deposit	AR	CYFD	\$28,938.91
02/12/16	4947	Deposit	AR	CYFD	\$293.30
02/17/16	4945	Deposit	AR	CYFD	\$1,999.72
02/17/16	4953	Deposit	AR	CYFD	\$7,500.00
02/19/16	4956	Deposit	AR	CYFD	\$2,074.34
02/23/16	4955	Deposit	AR	CYFD	\$87,485.67
02/29/16	4959	Deposit	AR	CYFD	\$509.05
02/29/16	4960	Deposit	AR	CYFD	\$5,321.38
02/29/16	4962	Deposit	AR	CYFD	\$21,649.46
02/29/16	Tax Revenue	Tax and Interest Revenue	GL	CYFD	\$359,392.98
TOTAL DEPOSITS AND CREDITS CLEARED:					\$5,272,371.17

CENTRAL YAVAPAI FIRE DISTRICT
BR Deposits and Credits Outstanding
For the Bank Statement ending:

Date	Document	Description	Module	Company	Amount
------	----------	-------------	--------	---------	--------

TOTAL DEPOSITS AND CREDITS OUTSTANDING:

CENTRAL YAVAPAI FIRE DISTRICT

Bank Reconciliation Register

Document Number	Date	BR Status	Void?	Description	Date Cleared	Amount
MODULE: CHECKS FROM ACCOUNTS PAYABLE						
BANK CONTROL ID: CYFD - GENERAL FUND						
059005	02/02/16	Marked	No	A1 Water Delivery, Inc	03/08/16	\$150.00
059006	02/02/16	Marked	No	PV Ace Hardware	03/08/16	\$166.17
059007	02/02/16	Marked	No	AmericanHeritage Life Ins, Inc	03/08/16	\$142.68
059008	02/02/16	Marked	No	APEHP	03/08/16	\$74,604.00
059009	02/02/16	Marked	No	APEHP	03/08/16	\$15,040.75
059010	02/02/16	Marked	No	APS, Inc	03/08/16	\$10,125.94
059011	02/02/16	Marked	No	Arizona State Retirement Sys	03/08/16	\$11,707.62
059012	02/02/16	Retrieved	No	AZ Dept of Public Safety		\$5.00
059013	02/02/16	Retrieved	No	AZ Dept of Public Safety		\$20.00
059014	02/02/16	Marked	No	Chase Bank Account #21005484	03/08/16	\$191,436.80
059015	02/02/16	Marked	No	Chase Bank Account #21005484	03/08/16	\$40,478.48
059016	02/02/16	Marked	No	Chase Bank Account #21005484	03/08/16	\$7,416.40
059017	02/02/16	Marked	No	Bennett Oil Company, Inc	03/08/16	\$462.51
059018	02/02/16	Marked	No	Best Pick Disposal, Inc	03/08/16	\$332.42
059019	02/02/16	Retrieved	No	Bobby's Repair		\$802.52
059020	02/02/16	Marked	No	Bound Tree Medical LLC	03/08/16	\$13,510.15
059023	02/02/16	Marked	No	B&W Fire Security Sys, LLC	03/08/16	\$901.94
059024	02/02/16	Marked	No	Cable One, Inc	03/08/16	\$997.21
059025	02/02/16	Marked	No	CenturyLink	03/08/16	\$1,252.37
059026	02/02/16	Marked	No	Century Link Busi Svc	03/08/16	\$25.47
059027	02/02/16	Marked	No	Chino Vly Med Ctr	03/08/16	\$1,709.00
059028	02/02/16	Marked	No	Support Payment Clearinghouse	03/08/16	\$3,228.22
059029	02/02/16	Marked	No	Chase Bank Account #2100-5484	03/08/16	\$214.35
059030	02/02/16	Marked	No	Cummins Rocky Mountain LLC	03/08/16	\$265.16
059031	02/02/16	Marked	No	Chino Valley Fire District	03/08/16	\$2,500.00
059032	02/02/16	Marked	No	Chase Bank Account #21005484	03/08/16	\$227.50
059033	02/02/16	Marked	No	CYFD Vol Relief & Pen Fund	03/08/16	\$408.44
059034	02/02/16	Marked	No	CYMA Systems, Inc.	03/08/16	\$434.00
059035	02/02/16	Marked	No	Chase Bank Account 2100-5484	03/08/16	\$143.05
059036	02/02/16	Marked	No	Daniel's Menswear	03/08/16	\$28.60
059037	02/02/16	Marked	No	Empire Southwest	03/08/16	\$92.80
059038	02/02/16	Marked	No	Entenmann-Rovin Company	03/08/16	\$192.00
059039	02/02/16	Marked	No	Fed Ex	03/08/16	\$58.53
059040	02/02/16	Marked	No	Chase Bank Account #2100-5484	03/08/16	\$128.15
059041	02/02/16	Marked	No	The Firestore.com	03/08/16	\$6,868.00
059042	02/02/16	Marked	No	FleetPride Truck and Trailer	03/08/16	\$152.55
059043	02/02/16	Marked	No	Freightliner of AZ	03/08/16	\$148.81
059044	02/02/16	Marked	No	Galpin Ford, Inc.	03/08/16	\$29.93
059045	02/02/16	Marked	No	Richard Graeber	03/08/16	\$3,309.00
059046	02/02/16	Marked	No	Grainger, Inc.	03/08/16	\$98.95
059047	02/02/16	Marked	No	Greater Prescott Area Prayer	03/08/16	\$23.00
059048	02/02/16	Marked	No	Guardian - Appleton	03/08/16	\$12,108.19
059049	02/02/16	Marked	No	Home Depot Credit Svc	03/08/16	\$494.46
059051	02/02/16	Marked	No	IAAI	03/08/16	\$675.00
059052	02/02/16	Marked	No	Chase Bank Account #21005484	03/08/16	\$50.83
059053	02/02/16	Marked	No	Interstate Batteries, Inc.	03/08/16	\$321.92
059054	02/02/16	Marked	No	Liberty Art Works	03/08/16	\$335.00
059055	02/02/16	Marked	No	Life Assist, Inc.	03/08/16	\$699.45
059056	02/02/16	Marked	No	LN Curtis & Sons	03/08/16	\$1,824.48
059057	02/02/16	Marked	No	Melcher Printing, Inc.	03/08/16	\$264.94
059058	02/02/16	Marked	No	R and R Auto and Truck Parts	03/08/16	\$77.87
059059	02/02/16	Marked	No	Napa Auto Parts	03/08/16	\$772.65
059060	02/02/16	Marked	No	Nationwide Retirement Solution	03/08/16	\$175.20
059061	02/02/16	Marked	No	Oppenheimer Funds	03/08/16	\$315.00
059062	02/02/16	Marked	No	Nationwide Trust Co., FSB	03/08/16	\$176.15
059063	02/02/16	Marked	No	Nationwide Trust Co., FSB	03/08/16	\$20,469.32
059064	02/02/16	Marked	No	Nationwide Trust Co., FSB	03/08/16	\$9,926.40
059065	02/02/16	Marked	No	Penn Emblem	03/08/16	\$120.00
059066	02/02/16	Marked	No	Pine Needle Promotions	03/08/16	\$16,413.34
059072	02/02/16	Marked	No	PBGF Services, LLC	03/08/16	\$160.36
059073	02/02/16	Marked	No	Prescott, City of	03/08/16	\$331.37
059074	02/02/16	Marked	No	City of Prescott	03/08/16	\$21,249.96

CENTRAL YAVAPAI FIRE DISTRICT

Bank Reconciliation Register

Document Number	Date	BR Status	Void?	Description	Date Cleared	Amount
MODULE: CHECKS FROM ACCOUNTS PAYABLE						
BANK CONTROL ID: CYFD - GENERAL FUND						(CONTINUED)
059075	02/02/16	Marked	No	Prescott Steel & Welding	03/08/16	\$38.90
059076	02/02/16	Marked	No	Public Safety Personnel Ret	03/08/16	\$97,908.80
059077	02/02/16	Marked	No	Town of Prescott Valley	03/08/16	\$901.99
059078	02/02/16	Marked	No	SC Fuels	03/08/16	\$629.90
059079	02/02/16	Marked	No	Security Benefit Group	03/08/16	\$2,591.57
059080	02/02/16	Marked	No	SHRM	03/08/16	\$190.00
059081	02/02/16	Marked	No	Staples Business Advantage	03/08/16	\$293.29
059082	02/02/16	Marked	No	Sunland Supply	03/08/16	\$102.72
059083	02/02/16	Marked	No	Turbo & Electric Sales & Srvc	03/08/16	\$365.23
059084	02/02/16	Marked	No	United Fire Eq Co	03/08/16	\$850.70
059085	02/02/16	Marked	No	Unisource Energy Services	03/08/16	\$791.68
059086	02/02/16	Marked	No	United Uniforms	03/08/16	\$107.45
059087	02/02/16	Marked	No	Chase Bank Account #21005484	03/08/16	\$2,031.68
059088	02/02/16	Marked	No	Nationwide Retirement Solution	03/08/16	\$9,858.41
059089	02/02/16	Marked	No	Nationwide Retirement Solution	03/08/16	\$9,150.28
059090	02/02/16	Marked	No	Whiskey Row Screen Printing	03/08/16	\$717.91
059091	02/02/16	Marked	No	Wist Office Products Company	03/08/16	\$65.38
059092	02/02/16	Marked	No	Yavapai Fleet Industrial	03/08/16	\$243.26
059093	02/16/16	Marked	No	PV Ace Hardware	03/08/16	\$222.45
059094	02/16/16	Retrieved	No	ADOT/Equipment Services		\$228.46
059095	02/16/16	Retrieved	No	Application Data Systems, Inc.		\$2,200.00
059096	02/16/16	Marked	No	AZ Fire Chief Assn, Inc	03/08/16	\$1,000.00
059097	02/16/16	Marked	No	AHS Rescue, LLC	03/08/16	\$2,527.58
059098	02/16/16	Marked	No	All City Kokopelli Trans, LLC	03/08/16	\$45.50
059099	02/16/16	Marked	No	American Fence Co, Inc	03/08/16	\$241.66
059100	02/16/16	Marked	No	American Express, Inc	03/08/16	\$3,377.84
059102	02/16/16	Marked	No	Amsoil Inc	03/08/16	\$1,173.31
059103	02/16/16	Marked	No	APEHP	03/08/16	\$15,109.98
059104	02/16/16	Marked	No	APS, Inc	03/08/16	\$2,057.81
059105	02/16/16	Retrieved	No	Arizona State Retirement Sys		\$645.00
059106	02/16/16	Marked	No	Arizona State Retirement Sys	03/08/16	\$11,988.66
059107	02/16/16	Marked	No	AZ Dept of Revenue	03/08/16	\$992.03
059108	02/16/16	Marked	No	AZ Emergency Products, Inc	03/08/16	\$384.26
059109	02/16/16	Marked	No	AZ GENERAL / ACE HARDWARE INC	03/08/16	\$2.50
059110	02/16/16	Marked	No	Chase Bank Account #21005484	03/08/16	\$189,964.59
059111	02/16/16	Marked	No	Chase Bank Account #21005484	03/08/16	\$40,310.06
059112	02/16/16	Marked	No	Chase Bank Account #21005484	03/08/16	\$7,330.25
059113	02/16/16	Marked	No	Bennett Oil Company, Inc	03/08/16	\$875.19
059114	02/16/16	Marked	No	Douglas Bergstrom, PhD	03/08/16	\$325.00
059115	02/16/16	Marked	No	Truman Duncan	03/08/16	\$30.00
059116	02/16/16	Marked	No	Bound Tree Medical LLC	03/08/16	\$12,409.02
059119	02/16/16	Marked	No	Bradshaw Mountain Environmentl	03/08/16	\$180.00
059120	02/16/16	Retrieved	No	Burch & Cracchiolo, P.A.		\$175.00
059121	02/16/16	Marked	No	B&W Fire Security Sys, LLC	03/08/16	\$578.00
059122	02/16/16	Marked	No	Cable One, Inc	03/08/16	\$148.51
059123	02/16/16	Marked	No	Carescape, Inc.	03/08/16	\$385.00
059124	02/16/16	Marked	No	CenturyLink	03/08/16	\$712.38
059125	02/16/16	Marked	No	Chase Card Services	03/08/16	\$7,755.44
059128	02/16/16	Marked	No	Chino Vly Med Ctr	03/08/16	\$1,747.00
059129	02/16/16	Marked	No	Support Payment Clearinghouse	03/08/16	\$3,228.22
059130	02/16/16	Marked	No	Chase Bank Account #2100-5484	03/08/16	\$214.35
059131	02/16/16	Marked	No	Copper State Supply, Inc	03/08/16	\$328.24
059132	02/16/16	Marked	No	Cummins Rocky Mountain LLC	03/08/16	\$160.43
059133	02/16/16	Marked	No	Chino Valley Fire District	03/08/16	\$125.00
059134	02/16/16	Marked	No	Chase Bank Account #21005484	03/08/16	\$230.00
059135	02/16/16	Marked	No	CYFD Vol Relief & Pen Fund	03/08/16	\$65.62
059136	02/16/16	Marked	No	CYMA Systems, Inc.	03/08/16	\$4,524.43
059137	02/16/16	Marked	No	Chase Bank Account 2100-5484	03/08/16	\$143.05
059138	02/16/16	Marked	No	EMR CORP	03/08/16	\$492.35
059139	02/16/16	Marked	No	Fed Ex	03/08/16	\$50.82
059140	02/16/16	Marked	No	Chase Bank Account #2100-5484	03/08/16	\$128.15
059141	02/16/16	Marked	No	Freightliner of AZ	03/08/16	\$1,096.34

CENTRAL YAVAPAI FIRE DISTRICT

Bank Reconciliation Register

Document Number	Date	BR Status	Void?	Description	Date Cleared	Amount
MODULE: CHECKS FROM ACCOUNTS PAYABLE						
BANK CONTROL ID: CYFD - GENERAL FUND						(CONTINUED)
059142	02/16/16	Marked	No	Globalstar USA	03/08/16	\$80.84
059143	02/16/16	Marked	No	Guaranteed Door Service	03/08/16	\$253.89
059144	02/16/16	Marked	No	The Hike Shack	03/08/16	\$1,088.38
059145	02/16/16	Marked	No	Hillyyard/Flagstaff	03/08/16	\$837.33
059146	02/16/16	Marked	No	Hinton Burdick CPA	03/08/16	\$2,689.14
059147	02/16/16	Marked	No	HME, Inc.	03/08/16	\$228.86
059148	02/16/16	Marked	No	Home Depot Credit Svc	03/08/16	\$840.58
059149	02/16/16	Marked	No	Chase Bank Account #21005484	03/08/16	\$50.83
059150	02/16/16	Marked	No	Insight Direct USA, Inc.	03/08/16	\$5,265.33
059151	02/16/16	Marked	No	Interstate Batteries, Inc.	03/08/16	\$617.32
059152	02/16/16	Marked	No	Kendhammer & Partners, L.L.P.	03/08/16	\$6,014.75
059153	02/16/16	Marked	No	LN Curtis & Sons	03/08/16	\$6,366.13
059154	02/16/16	Marked	No	Melcher Printing, Inc.	03/08/16	\$27.17
059155	02/16/16	Retrieved	No	Merit Technology Partners		\$11,568.00
059156	02/16/16	Marked	No	Mitchell	03/08/16	\$703.53
059157	02/16/16	Marked	No	MN8-Foxfire	03/08/16	\$258.45
059158	02/16/16	Marked	No	Napa Auto Parts	03/08/16	\$1,229.32
059159	02/16/16	Marked	No	Norm's Lock & Safe	03/08/16	\$14.00
059160	02/16/16	Marked	No	Oppenheimer Funds	03/08/16	\$315.00
059161	02/16/16	Marked	No	Nationwide Trust Co., FSB	03/08/16	\$125.90
059162	02/16/16	Marked	No	Public Safety Personnel Ret	03/08/16	\$96,482.15
059163	02/16/16	Marked	No	PV Economic Development Found	03/08/16	\$500.00
059164	02/16/16	Marked	No	Town of Prescott Valley	03/08/16	\$157.39
059165	02/16/16	Marked	No	Rosenbauer South Dakota	03/08/16	\$138.28
059166	02/16/16	Marked	No	SC Audit & Accounting Solution	03/08/16	\$1,315.00
059167	02/16/16	Marked	No	SC Fuels	03/08/16	\$518.51
059168	02/16/16	Marked	No	Security Benefit Group	03/08/16	\$2,591.57
059169	02/16/16	Marked	No	Signs Plus	03/08/16	\$192.79
059170	02/16/16	Marked	No	SPE SYSTEMS INC	03/08/16	\$3,680.00
059171	02/16/16	Marked	No	The Standard	03/08/16	\$782.75
059172	02/16/16	Marked	No	Staples Business Advantage	03/08/16	\$2,351.68
059176	02/16/16	Marked	No	Sunstate Eq. Co., LLC	03/08/16	\$3,634.89
059177	02/16/16	Marked	No	Tessco, Inc.	03/08/16	\$1,850.48
059178	02/16/16	Marked	No	United Fire Eq Co	03/08/16	\$55.29
059179	02/16/16	Marked	No	Unisource Energy Services	03/08/16	\$1,670.34
059180	02/16/16	Marked	No	Universal Background Screening	03/08/16	\$376.50
059181	02/16/16	Marked	No	Chase Bank Account #21005484	03/08/16	\$2,031.68
059182	02/16/16	Marked	No	Nationwide Retirement Solution	03/08/16	\$9,841.46
059183	02/16/16	Marked	No	Nationwide Retirement Solution	03/08/16	\$8,960.50
059184	02/16/16	Marked	No	Verizon Wireless	03/08/16	\$100.22
059185	02/16/16	Marked	No	Verizon Wireless	03/08/16	\$2,813.15
059186	02/16/16	Marked	No	Voyager Fleet Systems, Inc.	03/08/16	\$11,123.95
059187	02/16/16	Marked	No	Xerox Corp	03/08/16	\$808.93
059188	02/16/16	Retrieved	No	Yavapai County Assessor		\$25.00
059189	02/16/16	Marked	No	Yavapai Fleet Industrial	03/08/16	\$663.01
059190	02/16/16	Marked	No	Zebrascares LLC	03/08/16	\$165.00
059191	02/16/16	Marked	No	LN Curtis & Sons	03/08/16	\$7,489.06
059192	02/16/16	Retrieved	No	PBGF Services, LLC		\$160.36
059193	02/29/16	Retrieved	No	A & B Sign Co., Inc		\$7,860.40
059194	02/29/16	Retrieved	No	PV Ace Hardware		\$92.68
059195	02/29/16	Retrieved	No	Alliance Home Care LLC		\$114.00
059196	02/29/16	Retrieved	No	Amsoil Inc		\$1,025.11
059197	02/29/16	Retrieved	No	APEHP		\$76,107.00
059198	02/29/16	Retrieved	No	APEHP		\$15,158.62
059199	02/29/16	Retrieved	No	APS, Inc		\$10,727.00
059200	02/29/16	Retrieved	No	Arrow International, Inc.		\$1,179.27
059201	02/29/16	Retrieved	No	Arizona State Retirement Sys		\$11,796.04
059202	02/29/16	Retrieved	No	Auto Trim Plus		\$697.97
059203	02/29/16	Retrieved	No	Aviat Networks		\$7,000.00
059204	02/29/16	Retrieved	No	Arizona State Land Dept		\$1,300.00
059205	02/29/16	Retrieved	No	Chase Bank Account #21005484		\$189,691.17
059206	02/29/16	Retrieved	No	Chase Bank Account #21005484		\$40,470.39

CENTRAL YAVAPAI FIRE DISTRICT

Bank Reconciliation Register

Document Number	Date	BR Status	Void?	Description	Date Cleared	Amount
MODULE: CHECKS FROM ACCOUNTS PAYABLE						
BANK CONTROL ID: CYFD - GENERAL FUND						(CONTINUED)
059207	02/29/16	Retrieved	No	Chase Bank Account #21005484		\$7,332.04
059208	02/29/16	Retrieved	No	Bennett Oil Company, Inc		\$486.93
059209	02/29/16	Retrieved	No	Edwin Besonson		\$34.24
059210	02/29/16	Retrieved	No	Best Pick Disposal, Inc		\$332.42
059211	02/29/16	Retrieved	No	Bobby's Repair		\$1,939.00
059212	02/29/16	Retrieved	No	Bound Tree Medical LLC		\$5,986.87
059214	02/29/16	Retrieved	No	Burch & Cracchiolo, P.A.		\$455.00
059215	02/29/16	Retrieved	No	B&W Fire Security Sys, LLC		\$345.25
059216	02/29/16	Retrieved	No	Cable One, Inc		\$1,026.76
059217	02/29/16	Retrieved	No	Carquest Auto Parts, LLC		\$103.61
059218	02/29/16	Retrieved	No	CenturyLink		\$1,252.37
059219	02/29/16	Retrieved	No	Center for Educ & Empl Law		\$159.00
059220	02/29/16	Retrieved	No	Century Link Busi Svc		\$47.16
059221	02/29/16	Retrieved	No	Chase Card Services		\$17,845.03
059227	02/29/16	Retrieved	No	Chief Supply Corp		\$856.44
059228	02/29/16	Retrieved	No	Support Payment Clearinghouse		\$3,228.22
059229	02/29/16	Retrieved	No	Chase Bank Account #2100-5484		\$214.35
059230	02/29/16	Retrieved	No	Copper State Supply, Inc		\$98.09
059231	02/29/16	Retrieved	No	Courtesy Chevrolet		\$38,214.32
059232	02/29/16	Retrieved	No	Cummins Rocky Mountain LLC		\$68.30
059233	02/29/16	Retrieved	No	Chase Bank Account #21005484		\$230.00
059234	02/29/16	Retrieved	No	CYFD Vol Relief & Pen Fund		\$77.98
059235	02/29/16	Retrieved	No	Chase Bank Account 2100-5484		\$143.05
059236	02/29/16	Retrieved	No	ECMS, Inc.		\$218.84
059237	02/29/16	Retrieved	No	Fed Ex		\$34.24
059238	02/29/16	Retrieved	No	Chase Bank Account #2100-5484		\$128.15
059239	02/29/16	Retrieved	No	Freightliner of AZ		\$384.39
059240	02/29/16	Retrieved	No	Gases 101 LLC		\$19,844.00
059241	02/29/16	Retrieved	No	Grainger, Inc.		\$528.63
059242	02/29/16	Retrieved	No	Guaranteed Door Service		\$1,042.65
059243	02/29/16	Retrieved	No	Guardian - Appleton		\$12,010.49
059244	02/29/16	Retrieved	No	Perry Hatcher		\$173.35
059245	02/29/16	Retrieved	No	Home Depot Credit Svc		\$528.09
059246	02/29/16	Retrieved	No	Chase Bank Account #21005484		\$50.83
059247	02/29/16	Retrieved	No	Laerdal Medical Corporation		\$2,553.35
059248	02/29/16	Retrieved	No	Lamb Chevrolet, Inc.		\$14.95
059249	02/29/16	Retrieved	No	Life Line Ambulance Service		\$275.00
059250	02/29/16	Retrieved	No	Lighthouse		\$151.03
059251	02/29/16	Retrieved	No	LN Curtis & Sons		\$4,337.35
059252	02/29/16	Retrieved	No	Matheson Tri-Gas		\$21.72
059253	02/29/16	Retrieved	No	McMaster-Carr		\$306.00
059254	02/29/16	Retrieved	No	Melcher Printing, Inc.		\$283.05
059255	02/29/16	Retrieved	No	Municipal Emergency Svcs, Inc		\$2,088.32
059256	02/29/16	Retrieved	No	Napa Auto Parts		\$412.58
059257	02/29/16	Retrieved	No	Northern Office Products		\$97.83
059258	02/29/16	Retrieved	No	Oppenheimer Funds		\$315.00
059259	02/29/16	Retrieved	No	Diana Pena		\$150.00
059260	02/29/16	Retrieved	No	Penn Emblem		\$1,590.00
059261	02/29/16	Retrieved	No	Physio-Control, Inc.		\$7,346.40
059262	02/29/16	Retrieved	No	Pine Needle Promotions		\$2,613.56
059265	02/29/16	Retrieved	No	Prescott, City of		\$338.66
059266	02/29/16	Retrieved	No	City of Prescott		\$39,546.82
059267	02/29/16	Retrieved	No	Prescott Fence		\$939.74
059268	02/29/16	Retrieved	No	Public Safety Personnel Ret		\$96,729.46
059269	02/29/16	Retrieved	No	Town of Prescott Valley		\$579.11
059270	02/29/16	Retrieved	No	Quadna a DXP Company		\$711.41
059271	02/29/16	Retrieved	No	Reserve Account		\$1,500.00
059272	02/29/16	Retrieved	No	Response Protection Corp		\$2,039.00
059273	02/29/16	Retrieved	No	Linda Riley		\$900.00
059274	02/29/16	Retrieved	No	Rio Angels, LLC		\$2,281.60
059275	02/29/16	Retrieved	No	Rosenbauer South Dakota		\$193,314.00
059276	02/29/16	Retrieved	No	SC Fuels		\$371.53

CENTRAL YAVAPAI FIRE DISTRICT

Bank Reconciliation Register

Document Number	Date	BR Status	Void?	Description	Date Cleared	Amount
-----------------	------	-----------	-------	-------------	--------------	--------

MODULE: CHECKS FROM ACCOUNTS PAYABLE

BANK CONTROL ID: CYFD - GENERAL FUND

(CONTINUED)

059277	02/29/16	Retrieved	No	Security Benefit Group		\$2,591.57
059278	02/29/16	Retrieved	No	SEFAC, Inc.		\$1,968.40
059279	02/29/16	Retrieved	No	Spartan Motors, Inc.		\$143.89
059280	02/29/16	Retrieved	No	SPE SYSTEMS INC		\$460.00
059281	02/29/16	Retrieved	No	Staples Business Advantage		\$577.94
059283	02/29/16	Retrieved	No	Stationary Power Systems		\$1,314.17
059284	02/29/16	Retrieved	No	Tessco, Inc.		\$780.67
059285	02/29/16	Retrieved	No	United Fire Eq Co		\$458.85
059286	02/29/16	Retrieved	No	Unisource Energy Services		\$594.98
059287	02/29/16	Retrieved	No	United Uniforms		\$2,378.01
059288	02/29/16	Retrieved	No	University Termite & Pest Cont		\$270.00
059289	02/29/16	Retrieved	No	Chase Bank Account #21005484		\$2,031.68
059290	02/29/16	Retrieved	No	Nationwide Retirement Solution		\$9,920.46
059291	02/29/16	Retrieved	No	Nationwide Retirement Solution		\$9,406.41
059292	02/29/16	Retrieved	No	Vern Lewis Welding		\$37.73
059293	02/29/16	Retrieved	No	Wist Office Products Company		\$203.71
059294	02/29/16	Retrieved	No	Yavapai Steel		\$123.72
059295	02/29/16	Retrieved	No	Yavapai College		\$1,365.00
059296	02/29/16	Retrieved	No	Yavapai Fleet Industrial		\$1,189.34

SUB TOTAL FOR BANK: \$1,994,867.42

TOTAL FOR MODULE: \$1,994,867.42

MODULE: DEPOSITS FROM ACCOUNTS RECEIVABLE

BANK CONTROL ID: CYFD - GENERAL FUND

4938	02/02/16	Marked	No	Deposit	03/08/16	\$115.13
4939	02/02/16	Marked	No	Deposit	03/08/16	\$1,016.85
4940	02/02/16	Marked	No	Deposit	03/08/16	\$1,423.19
4941	02/02/16	Marked	No	Deposit	03/08/16	\$452.82
4942	02/02/16	Marked	No	Deposit	03/08/16	\$10,404.48
4943	02/02/16	Marked	No	Deposit	03/08/16	\$350.77
4944	02/12/16	Marked	No	Deposit	03/08/16	\$28,938.91
4945	02/17/16	Marked	No	Deposit	03/08/16	\$1,999.72
4946	02/02/16	Marked	No	Deposit	03/08/16	\$5,622.70
4947	02/12/16	Marked	No	Deposit	03/08/16	\$293.30
4953	02/17/16	Marked	No	Deposit	03/08/16	\$7,500.00
4954	02/10/16	Marked	No	Deposit	03/08/16	\$11,756.13
4955	02/23/16	Marked	No	Deposit	03/08/16	\$87,485.67
4956	02/19/16	Marked	No	Deposit	03/08/16	\$2,074.34
4959	02/29/16	Marked	No	Deposit	03/08/16	\$509.05
4960	02/29/16	Marked	No	Deposit	03/08/16	\$5,321.38
4962	02/29/16	Marked	No	Deposit	03/08/16	\$21,649.46

SUB TOTAL FOR BANK: \$186,913.90

TOTAL FOR MODULE: \$186,913.90

MODULE: ADJUSTMENTS FROM BANK RECONCILIATION

BANK CONTROL ID: CYFD - GENERAL FUND

Purge closing	02/29/16	Marked	No	GL purge	03/08/16	(\$4,726,064.29)
					SUB TOTAL FOR BANK:	<u>(\$4,726,064.29)</u>
					TOTAL FOR MODULE:	<u>(\$4,726,064.29)</u>

MODULE: JOURNAL ENTRIES FROM GENERAL LEDGER

BANK CONTROL ID: CYFD - GENERAL FUND

Excess Funds FY 15	02/18/16	Marked	No	Excess funds FY 15 Transfer	03/08/16	\$339,618.83
Tax Revenue	02/29/16	Marked	No	Tax and Interest Revenue	03/08/16	\$359,392.98
					SUB TOTAL FOR BANK:	<u>\$699,011.81</u>
					TOTAL FOR MODULE:	<u>\$699,011.81</u>

CENTRAL YAVAPAI FIRE DISTRICT
BR Adjustments Report
For the Bank Statement ending: 2/29/16

Date	Document	Description	GL Account	Offset Amt	Adj. Amt
DOCUMENT: GL PURGE			1100		BANK: CYFD
02/29/16	Purge closing	GL purge	Excluded from GL	(\$4,726,064.29)	
02/29/16	Purge closing	GL purge	1100.0.0.000		\$4,726,064.29
ADJUSTMENT DOCUMENT 'GL PURGE' TOTAL:					<u>\$4,726,064.29</u>
TOTAL FOR ALL ADJUSTMENTS:					<u><u>\$4,726,064.29</u></u>

Date	Transaction	Debit	Credit	Balance
07/01/15	Fiscal Year Beginning Balance			\$8,145,587.34
07/31/15	Interest	\$1,957.29		\$8,147,544.63
08/31/15	Interest	\$6,398.76		\$8,153,943.39
08/31/15	Temp Transfer to General Fund		\$2,000,000.00	\$6,153,943.39
09/30/15	Interest	\$205.31		\$6,154,148.70
10/31/15	Interest	\$163.18		\$6,154,311.88
11/30/15	Interest	\$877.22		\$6,155,189.10
12/31/15	Interest	\$474.17		\$6,155,663.27
01/31/16	Interest	\$8,569.86		\$6,164,233.13
02/18/16	Transfer FY 15 excess funds from General Fund	\$339,618.83		\$6,503,851.96
02/29/16	Interest	\$141.06		\$6,503,993.02

3/02/16
11:49:25

Yavapai County Treasurer
Monthly Statement

TR046DSR
C00216

* Account Number: 6-60040-0000 Central Yavapai Fire Dist GF Date Range: 2/01/2016 to 2/29/2016 Page: 10

	(---Period---)	(---Y-T-D---)				
Begin Balance:	4,164,918.44✓	1,629,225.92				
Income . . . :	546,306.88✓	11,908,458.49				
LOC Advance . :	.00	.00				
Expense . . . :	1,448,348.65✓	10,022,919.83-	LOC :	251,887.91	Levy:	13,261,029.65
LOC Payments :	.00	251,887.91-	Out :	.00	Coll:	8,430,435.05
Cash Balance :	3,262,876.67✓	3,262,876.67	End :	3,514,764.58	Adj :	2,370.57
					Out :	4,832,965.17

Transaction Summary By Source
Source Description

	Beginning Balance:	4,164,918.44 Monthly	1,629,225.92 Yearly
07376 Transfer in		.00	2,000,000.00
20051 2005 UPP Taxes		39.32	39.32
20061 2006 UPP Taxes		46.58	305.35
20071 2007 UPP Taxes		45.07	126.61
20081 2008 UPP Taxes		51.07	146.98
20091 2009 UPP Taxes		44.10	185.58
20101 2010 UPP Taxes		13.67	155.93
20102 2010 RE Taxes		.00	2.70
20111 2011 UPP Taxes		4.09	190.13
20112 2011 RE Taxes		.00	5.94
20121 2012 UPP Taxes		38.90	613.71
20122 2012 RE Taxes		25.40-	166.03-
20131 2013 UPP Taxes		55.31	2,249.79
20132 2013 RE Taxes		385.21-	527.92-
20141 2014 UPP Taxes		270.76	3,518.75
20142 2014 RE Taxes		46,529.41	229,570.53
20151 2015 UPP Taxes		11,085.53	172,436.81
20152 2015 RE Taxes		293,528.60	8,257,998.24
37122 Fire District Deposit		186,913.90	771,251.51
37150 FDAT Distributions		7,945.94	210,320.18
38108 Interest on Investments ICM		.00	6,120.55
38109 Interest on Investments St Treas		105.24	457.62
38113 Interest on Investments-Wells Fargo		.00	1,238.09
38120 Interest on Transwestern Loan		.00	330.21
76001 Line of Credit Advance		.00	251,887.91
91032 Warrants Redeemed		1,108,729.82-	9,683,244.87-
91301 Line of Credit Principle Pymts		.00	251,887.91-
91401 Line of Credit Interest Pymts		.00	56.13-
91702 Transfer out		339,618.83-	339,618.83-
Ending Balances:	3,262,876.67	3,262,876.67	3,262,876.67

Real Estate Tax	\$ 339,647.40
UPP Tax	\$ 11,694.40
FDAT	\$ 7,945.94
Interest	\$ 105.24
Subtotal	\$ 359,392.98

Subtotal	\$ 359,392.98
Fire Dist Deposit	\$ 186,913.90
Transfer to Capital	< \$ 339,618.83 >
Total	\$ 206,688.05

3/02/16
11:49:25

Yavapai County Treasurer
Monthly Statement

TR046DSR
C00216

* Account Number: 6-60040-0000 Central Yavapai Fire Dist GF Date Range: 2/01/2016 to 2/29/2016 Page: 1

T R A N S A C T I O N S				Begin Balance:	4,164,918.44
Date	Source	Description	Notes		Debits/Credits
2/01	20141	2014 UPP Taxes	TAX DISTRIBUTION	0004211	42.98
2/01	20142	2014 RE Taxes	TAX DISTRIBUTION	0004211	603.49
2/01	20152	2015 RE Taxes	TAX DISTRIBUTION	0004211	8,009.29
2/01	37150	FDAT Distributions	DISTRIBUTE FIRE DISTRICT ASSI	1000013397	209.79
2/02	20142	2014 RE Taxes	TAX DISTRIBUTION	0004212	1,541.60
2/02	20151	2015 UPP Taxes	TAX DISTRIBUTION	0004212	10.43
2/02	20152	2015 RE Taxes	TAX DISTRIBUTION	0004212	8,131.56
2/02	37122	Fire District Deposit		0040538	19,385.94 ✓
2/02	37150	FDAT Distributions	DISTRIBUTE FIRE DISTRICT ASSI	1000013400	174.33
2/02	91032	Warrants Redeemed	PAID WARRANTS	1000013402	5,655.00-
2/03	20121	2012 UPP Taxes	TAX DISTRIBUTION	0004213	7.04
2/03	20131	2013 UPP Taxes	TAX DISTRIBUTION	0004213	26.42
2/03	20132	2013 RE Taxes	TAX DISTRIBUTION	0004213	62.41-
2/03	20141	2014 UPP Taxes	TAX DISTRIBUTION	0004213	58.85
2/03	20142	2014 RE Taxes	TAX DISTRIBUTION	0004213	210.24
2/03	20151	2015 UPP Taxes	TAX DISTRIBUTION	0004212	88.53
2/03	20151	2015 UPP Taxes	TAX DISTRIBUTION	0004213	86.42
2/03	20152	2015 RE Taxes	TAX DISTRIBUTION	0004213	7,209.07
2/03	37150	FDAT Distributions	DISTRIBUTE FIRE DISTRICT ASSI	1000013403	221.17
2/03	91032	Warrants Redeemed	PAID WARRANTS	1000013405	259,258.49-
2/04	20122	2012 RE Taxes	TAX DISTRIBUTION	0004214	.00
2/04	20132	2013 RE Taxes	TAX DISTRIBUTION	0004214	.01
2/04	20142	2014 RE Taxes	TAX DISTRIBUTION	0004214	1,276.73
2/04	20151	2015 UPP Taxes	TAX DISTRIBUTION	0004214	17.36
2/04	20152	2015 RE Taxes	TAX DISTRIBUTION	0004214	10,134.69
2/04	37150	FDAT Distributions	DISTRIBUTE FIRE DISTRICT ASSI	1000013406	208.98
2/04	91032	Warrants Redeemed	PAID WARRANTS	1000013408	408.44-
2/05	20121	2012 UPP Taxes	TAX DISTRIBUTION	0004215	31.86
2/05	20131	2013 UPP Taxes	TAX DISTRIBUTION	0004215	33.60
2/05	20141	2014 UPP Taxes	TAX DISTRIBUTION	0004215	33.52
2/05	20142	2014 RE Taxes	TAX DISTRIBUTION	0004215	770.20
2/05	20151	2015 UPP Taxes	TAX DISTRIBUTION	0004215	92.84
2/05	20152	2015 RE Taxes	TAX DISTRIBUTION	0004215	4,841.26
2/05	37150	FDAT Distributions	DISTRIBUTE FIRE DISTRICT ASSI	1000013409	167.10
2/05	91032	Warrants Redeemed	PAID WARRANTS	1000013411	10,917.62-
2/08	20141	2014 UPP Taxes	TAX DISTRIBUTION	0004216	78.35
2/08	20142	2014 RE Taxes	TAX DISTRIBUTION	0004215	10.70
2/08	20142	2014 RE Taxes	TAX DISTRIBUTION	0004216	1,870.74
2/08	20151	2015 UPP Taxes	TAX DISTRIBUTION	0004216	60.46
2/08	20152	2015 RE Taxes	TAX DISTRIBUTION	0004215	185.92

Debit Page Totals: 276,239.55- Credit Page Totals: 65,769.06 Page End Totals: 3,954,447.95

3/02/16
11:49:25

Yavapai County Treasurer
Monthly Statement

TR046DSR
C00216

* Account Number: 6-60040-0000 Central Yavapai Fire Dist GF Date Range: 2/01/2016 to 2/29/2016 Page: 2

T R A N S A C T I O N S

Date	Source	Description	Notes	Debits/Credits
2/08	20152	2015 RE Taxes	TAX DISTRIBUTION	0004216 11,422.68
2/08	37150	FDAT Distributions	DISTRIBUTE FIRE DISTRICT ASSI	1000013412 160.65
2/08	91032	Warrants Redeemed	PAID WARRANTS	1000013414 109,112.39-
2/09	20151	2015 UPP Taxes	TAX DISTRIBUTION	0004217 976.17
2/09	20152	2015 RE Taxes	TAX DISTRIBUTION	0004217 12,615.44
2/09	37150	FDAT Distributions	DISTRIBUTE FIRE DISTRICT ASSI	1000013415 281.88
2/09	91032	Warrants Redeemed	PAID WARRANTS	1000013417 190,264.05-
2/10	20122	2012 RE Taxes	TAX DISTRIBUTION	0004218 25.40-
2/10	20131	2013 UPP Taxes	TAX DISTRIBUTION	0004218 12.31
2/10	20132	2013 RE Taxes	TAX DISTRIBUTION	0004218 15.35-
2/10	20142	2014 RE Taxes	TAX DISTRIBUTION	0004218 25.39-
2/10	20151	2015 UPP Taxes	TAX DISTRIBUTION	0004218 130.06
2/10	20152	2015 RE Taxes	TAX DISTRIBUTION	0004218 10,162.91
2/10	37122	Fire District Deposit		0040595 11,756.13✓
2/10	37150	FDAT Distributions	DISTRIBUTE FIRE DISTRICT ASSI	1000013418 398.32
2/10	91032	Warrants Redeemed	PAID WARRANTS	1000013420 25,515.47-
2/11	20151	2015 UPP Taxes	TAX DISTRIBUTION	0004219 163.92
2/11	20152	2015 RE Taxes	TAX DISTRIBUTION	0004219 9,370.94
2/11	37150	FDAT Distributions	DISTRIBUTE FIRE DISTRICT ASSI	1000013421 208.51
2/11	91032	Warrants Redeemed	PAID WARRANTS	1000013423 3,320.40-
2/12	20051	2005 UPP Taxes	TAX DISTRIBUTION	0004220 39.32
2/12	20061	2006 UPP Taxes	TAX DISTRIBUTION	0004220 46.58
2/12	20071	2007 UPP Taxes	TAX DISTRIBUTION	0004220 45.07
2/12	20081	2008 UPP Taxes	TAX DISTRIBUTION	0004220 41.03
2/12	20091	2009 UPP Taxes	TAX DISTRIBUTION	0004220 41.05
2/12	20101	2010 UPP Taxes	TAX DISTRIBUTION	0004220 13.67
2/12	20151	2015 UPP Taxes	TAX DISTRIBUTION	0004220 182.79
2/12	20152	2015 RE Taxes	TAX DISTRIBUTION	0004220 8,284.49
2/12	37122	Fire District Deposit	CENTRAL YAVAPAI FIRE DISTRICT	0040616 29,232.21✓
2/12	37150	FDAT Distributions	DISTRIBUTE FIRE DISTRICT ASSI	1000013424 237.78
2/12	91032	Warrants Redeemed	PAID WARRANTS	1000013426 166.17-
2/16	20151	2015 UPP Taxes	TAX DISTRIBUTION	0004221 578.08
2/16	20152	2015 RE Taxes	TAX DISTRIBUTION	0004221 10,802.94
2/16	37150	FDAT Distributions	DISTRIBUTE FIRE DISTRICT ASSI	1000013427 264.25
2/16	91032	Warrants Redeemed	PAID WARRANTS	1000013429 335.00-
2/17	20151	2015 UPP Taxes	TAX DISTRIBUTION	0004222 509.47
2/17	20152	2015 RE Taxes	TAX DISTRIBUTION	0004222 13,427.10
2/17	37122	Fire District Deposit		0040635 7,500.00✓
2/17	37150	FDAT Distributions	DISTRIBUTE FIRE DISTRICT ASSI	1000013430 313.82
2/17	91032	Warrants Redeemed	PAID WARRANTS	1000013432 251,633.88-

Debit Page Totals: 856,586.91- Credit Page Totals: 194,922.49 Page End Totals: 3,503,254.02

3/02/16
11:49:25

Yavapai County Treasurer
Monthly Statement

TR046DSR
C00216

* Account Number: 6-60040-0000 Central Yavapai Fire Dist GF Date Range: 2/01/2016 to 2/29/2016 Page: 3

T R A N S A C T I O N S			Notes	Debits/Credits
Date	Source	Description		
2/18	20081	2008 UPP Taxes	TAX DISTRIBUTION	0004223 10.04
2/18	20091	2009 UPP Taxes	TAX DISTRIBUTION	0004223 3.05
2/18	20142	2014 RE Taxes	TAX DISTRIBUTION	0004223 40,636.03
2/18	20151	2015 UPP Taxes	TAX DISTRIBUTION	0004223 124.21
2/18	20152	2015 RE Taxes	TAX DISTRIBUTION	0004223 16,589.92
2/18	37150	FDAT Distributions	DISTRIBUTE FIRE DISTRICT ASSI	1000013433 772.61
2/18	91032	Warrants Redeemed	PAID WARRANTS	1000013435 160.36-
2/18	91702	Transfer out	CENTRAL YAVAPAI FIRE DIST EMA	1006862 339,618.83-
2/19	20131	2013 UPP Taxes	TAX DISTRIBUTION	0004224 35.02-
2/19	20132	2013 RE Taxes	TAX DISTRIBUTION	0004224 32.88-
2/19	20141	2014 UPP Taxes	TAX DISTRIBUTION	0004224 34.30-
2/19	20142	2014 RE Taxes	TAX DISTRIBUTION	0004224 24.52-
2/19	20151	2015 UPP Taxes	TAX DISTRIBUTION	0004224 487.20
2/19	20152	2015 RE Taxes	TAX DISTRIBUTION	0004224 22,905.41
2/19	37122	Fire District Deposit		0040657 1,999.72✓
2/19	37150	FDAT Distributions	DISTRIBUTE FIRE DISTRICT ASSI	1000013436 1,659.92
2/19	91032	Warrants Redeemed	PAID WARRANTS	1000013438 117,457.00-
2/22	20151	2015 UPP Taxes	TAX DISTRIBUTION	0004225 510.37
2/22	20152	2015 RE Taxes	TAX DISTRIBUTION	0004225 28,837.38
2/22	37122	Fire District Deposit		0040668 89,560.01✓
2/22	37150	FDAT Distributions	DISTRIBUTE FIRE DISTRICT ASSI	1000013439 341.52
2/22	91032	Warrants Redeemed	PAID WARRANTS	1000013441 34,064.41-
2/23	20141	2014 UPP Taxes	TAX DISTRIBUTION	0004226 37.21
2/23	20151	2015 UPP Taxes	TAX DISTRIBUTION	0004226 171.67
2/23	20152	2015 RE Taxes	TAX DISTRIBUTION	0004226 11,447.83
2/23	37150	FDAT Distributions	DISTRIBUTE FIRE DISTRICT ASSI	1000013442 585.44
2/23	91032	Warrants Redeemed	PAID WARRANTS	1000013444 65,930.76-
2/24	20111	2011 UPP Taxes	TAX DISTRIBUTION	0004227 4.09
2/24	20132	2013 RE Taxes	TAX DISTRIBUTION	0004227 274.58-
2/24	20141	2014 UPP Taxes	TAX DISTRIBUTION	0004227 19.13
2/24	20142	2014 RE Taxes	TAX DISTRIBUTION	0004227 287.77-
2/24	20151	2015 UPP Taxes	TAX DISTRIBUTION	0004227 89.61
2/24	20152	2015 RE Taxes	TAX DISTRIBUTION	0004227 17,107.94
2/24	37150	FDAT Distributions	DISTRIBUTE FIRE DISTRICT ASSI	1000013445 369.05
2/24	91032	Warrants Redeemed	PAID WARRANTS	1000013447 27,567.63-
2/25	20142	2014 RE Taxes	TAX DISTRIBUTION	0004228 52.64-
2/25	20151	2015 UPP Taxes	TAX DISTRIBUTION	0004228 277.53
2/25	20152	2015 RE Taxes	TAX DISTRIBUTION	0004228 19,901.24
2/25	37150	FDAT Distributions	DISTRIBUTE FIRE DISTRICT ASSI	1000013448 378.38
2/25	91032	Warrants Redeemed	PAID WARRANTS	1000013450 3,255.58-

Debit Page Totals: 1,444,641.48- Credit Page Totals: 449,007.29 Page End Totals: 3,169,284.25

3/02/16
11:49:25

Yavapai County Treasurer
Monthly Statement

TR046DSR
C00216

* Account Number: 6-60040-0000 Central Yavapai Fire Dist GF Date Range: 2/01/2016 to 2/29/2016 Page: 4

T R A N S A C T I O N S
Date Source Description

Notes

Debits/Credits

2/26	20151	2015 UPP Taxes	TAX DISTRIBUTION	0004229	322.06
2/26	20152	2015 RE Taxes	TAX DISTRIBUTION	0004229	27,645.53
2/26	37150	FDAT Distributions	DISTRIBUTE FIRE DISTRICT ASSI	1000013451	427.01
2/26	38109	Interest on Investments St Treas	INVESTMENT INTEREST	1000013453	48.01
2/26	38109	Interest on Investments St Treas	INVESTMENT INTEREST	1000013454	57.23
2/26	91032	Warrants Redeemed	PAID WARRANTS	1000013455	3,707.17-
2/29	20131	2013 UPP Taxes	TAX DISTRIBUTION	0004230	18.00
2/29	20141	2014 UPP Taxes	TAX DISTRIBUTION	0004230	35.02
2/29	20151	2015 UPP Taxes	TAX DISTRIBUTION	0004230	6,206.35
2/29	20152	2015 RE Taxes	TAX DISTRIBUTION	0004230	34,495.06
2/29	37122	Fire District Deposit	CENTRAL YAVAPAI FIRE DISTRICT	0040697	659.05✓
2/29	37122	Fire District Deposit	CENTRAL YAVAPAI FIRE DISTRICT	0040700	26,820.84✓
2/29	37150	FDAT Distributions	DISTRIBUTE FIRE DISTRICT ASSI	1000013456	565.43

Ending Debit Totals: 1,448,348.65- Ending Credit Totals: 546,306.88 Ending Balance: 3,262,876.67

3/02/16
11:49:25

Yavapai County Treasurer
Monthly Statement

TR046DSR
C00216

* Account Number: 6-60040-0000 Central Yavapai Fire Dist GF Date Range: 2/01/2016 to 2/29/2016 Page: 5

Account	Fund	Stat	Payee	Warrant	Amount	Issue Date	Date	Voucher
6-60040-0000	600	PAID	/	00058791	15.00	12/22/2015	2/02/2016	
6-60040-0000	600	PAID	/	00058792	40.00	12/22/2015	2/02/2016	
6-60040-0000	600	PAID	/	00058862	5,600.00	1/05/2016	2/02/2016	
6-60040-0000	600	PAID	/	00058898	300.48	1/05/2016	2/17/2016	
6-60040-0000	600	PAID	/	00059005	150.00	2/02/2016	2/23/2016	
6-60040-0000	600	PAID	/	00059006	166.17	2/02/2016	2/12/2016	
6-60040-0000	600	PAID	/	00059007	142.68	2/02/2016	2/11/2016	
6-60040-0000	600	PAID	/	00059008	74,604.00	2/02/2016	2/08/2016	
6-60040-0000	600	PAID	/	00059009	15,040.75	2/02/2016	2/08/2016	
6-60040-0000	600	PAID	/	00059010	10,125.94	2/02/2016	2/05/2016	
6-60040-0000	600	PAID	/	00059011	11,707.62	2/02/2016	2/08/2016	
6-60040-0000	600	PAID	/	00059014	191,436.80	2/02/2016	2/03/2016	
6-60040-0000	600	PAID	/	00059015	40,478.48	2/02/2016	2/03/2016	
6-60040-0000	600	PAID	/	00059016	7,416.40	2/02/2016	2/03/2016	
6-60040-0000	600	PAID	/	00059017	462.51	2/02/2016	2/09/2016	
6-60040-0000	600	PAID	/	00059018	332.42	2/02/2016	2/09/2016	
6-60040-0000	600	PAID	/	00059020	13,510.15	2/02/2016	2/09/2016	
6-60040-0000	600	PAID	/	00059023	901.94	2/02/2016	2/08/2016	
6-60040-0000	600	PAID	/	00059024	997.21	2/02/2016	2/09/2016	
6-60040-0000	600	PAID	/	00059025	1,252.37	2/02/2016	2/08/2016	
6-60040-0000	600	PAID	/	00059026	25.47	2/02/2016	2/08/2016	
6-60040-0000	600	PAID	/	00059027	1,709.00	2/02/2016	2/11/2016	
6-60040-0000	600	PAID	/	00059028	3,228.22	2/02/2016	2/08/2016	
6-60040-0000	600	PAID	/	00059029	214.35	2/02/2016	2/03/2016	
6-60040-0000	600	PAID	/	00059030	265.16	2/02/2016	2/09/2016	
6-60040-0000	600	PAID	/	00059031	2,500.00	2/02/2016	2/17/2016	
6-60040-0000	600	PAID	/	00059032	227.50	2/02/2016	2/03/2016	
6-60040-0000	600	PAID	/	00059033	408.44	2/02/2016	2/04/2016	
6-60040-0000	600	PAID	/	00059034	434.00	2/02/2016	2/08/2016	
6-60040-0000	600	PAID	/	00059035	143.05	2/02/2016	2/03/2016	
6-60040-0000	600	PAID	/	00059036	28.60	2/02/2016	2/22/2016	
6-60040-0000	600	PAID	/	00059037	92.80	2/02/2016	2/08/2016	
6-60040-0000	600	PAID	/	00059038	192.00	2/02/2016	2/09/2016	
6-60040-0000	600	PAID	/	00059039	58.53	2/02/2016	2/11/2016	
6-60040-0000	600	PAID	/	00059040	128.15	2/02/2016	2/03/2016	
6-60040-0000	600	PAID	/	00059041	6,868.00	2/02/2016	2/09/2016	
6-60040-0000	600	PAID	/	00059042	152.55	2/02/2016	2/09/2016	
6-60040-0000	600	PAID	/	00059043	148.81	2/02/2016	2/09/2016	
6-60040-0000	600	PAID	/	00059044	29.93	2/02/2016	2/10/2016	
6-60040-0000	600	PAID	/	00059045	3,309.00	2/02/2016	2/09/2016	

3/02/16
11:49:25

Yavapai County Treasurer
Monthly Statement

TR046DSR
C00216

* Account Number: 6-60040-0000 Central Yavapai Fire Dist GF Date Range: 2/01/2016 to 2/29/2016 Page: 6

Account	Fund	Stat	Payee	Warrant	Amount	Issue Date	Date	Voucher
6-60040-0000	600	PAID	/	00059046	98.95	2/02/2016	2/09/2016	
6-60040-0000	600	PAID	/	00059047	23.00	2/02/2016	2/10/2016	
6-60040-0000	600	PAID	/	00059048	12,108.19	2/02/2016	2/09/2016	
6-60040-0000	600	PAID	/	00059049	494.46	2/02/2016	2/10/2016	
6-60040-0000	600	PAID	/	00059051	675.00	2/02/2016	2/17/2016	
6-60040-0000	600	PAID	/	00059052	50.83	2/02/2016	2/03/2016	
6-60040-0000	600	PAID	/	00059053	321.92	2/02/2016	2/09/2016	
6-60040-0000	600	PAID	/	00059054	335.00	2/02/2016	2/16/2016	
6-60040-0000	600	PAID	/	00059055	699.45	2/02/2016	2/09/2016	
6-60040-0000	600	PAID	/	00059056	1,824.48	2/02/2016	2/09/2016	
6-60040-0000	600	PAID	/	00059057	264.94	2/02/2016	2/11/2016	
6-60040-0000	600	PAID	/	00059058	77.87	2/02/2016	2/09/2016	
6-60040-0000	600	PAID	/	00059059	772.65	2/02/2016	2/10/2016	
6-60040-0000	600	PAID	/	00059060	175.20	2/02/2016	2/08/2016	
6-60040-0000	600	PAID	/	00059061	315.00	2/02/2016	2/10/2016	
6-60040-0000	600	PAID	/	00059062	176.15	2/02/2016	2/09/2016	
6-60040-0000	600	PAID	/	00059063	20,469.32	2/02/2016	2/09/2016	
6-60040-0000	600	PAID	/	00059064	9,926.40	2/02/2016	2/09/2016	
6-60040-0000	600	PAID	/	00059065	120.00	2/02/2016	2/09/2016	
6-60040-0000	600	PAID	/	00059066	16,413.34	2/02/2016	2/03/2016	
6-60040-0000	600	PAID	/	00059072	160.36	2/02/2016	2/18/2016	
6-60040-0000	600	PAID	/	00059074	21,249.96	2/02/2016	2/10/2016	
6-60040-0000	600	PAID	/	00059075	38.90	2/02/2016	2/10/2016	
6-60040-0000	600	PAID	/	00059076	97,908.80	2/02/2016	2/09/2016	
6-60040-0000	600	PAID	/	00059077	901.99	2/02/2016	2/11/2016	
6-60040-0000	600	PAID	/	00059078	629.90	2/02/2016	2/09/2016	
6-60040-0000	600	PAID	/	00059079	2,591.57	2/02/2016	2/10/2016	
6-60040-0000	600	PAID	/	00059080	190.00	2/02/2016	2/09/2016	
6-60040-0000	600	PAID	/	00059081	293.29	2/02/2016	2/09/2016	
6-60040-0000	600	PAID	/	00059082	102.72	2/02/2016	2/08/2016	
6-60040-0000	600	PAID	/	00059083	365.23	2/02/2016	2/08/2016	
6-60040-0000	600	PAID	/	00059084	850.70	2/02/2016	2/08/2016	
6-60040-0000	600	PAID	/	00059085	791.68	2/02/2016	2/05/2016	
6-60040-0000	600	PAID	/	00059086	107.45	2/02/2016	2/09/2016	
6-60040-0000	600	PAID	/	00059087	2,031.68	2/02/2016	2/03/2016	
6-60040-0000	600	PAID	/	00059088	9,858.41	2/02/2016	2/09/2016	
6-60040-0000	600	PAID	/	00059089	9,150.28	2/02/2016	2/09/2016	
6-60040-0000	600	PAID	/	00059090	717.91	2/02/2016	2/03/2016	
6-60040-0000	600	PAID	/	00059091	65.38	2/02/2016	2/09/2016	
6-60040-0000	600	PAID	/	00059092	243.26	2/02/2016	2/11/2016	

3/02/16
11:49:25

Yavapai County Treasurer
Monthly Statement

TR046DSR
C00216

* Account Number: 6-60040-0000 Central Yavapai Fire Dist GF Date Range: 2/01/2016 to 2/29/2016 Page: 7

Account	Fund	Stat	Payee	Warrant	Amount	Issue Date	Date	Voucher
6-60040-0000	600	PAID	/	00059093	222.45	2/16/2016	2/23/2016	
6-60040-0000	600	PAID	/	00059096	1,000.00	2/16/2016	2/24/2016	
6-60040-0000	600	PAID	/	00059097	2,527.58	2/16/2016	2/25/2016	
6-60040-0000	600	PAID	/	00059098	45.50	2/16/2016	2/25/2016	
6-60040-0000	600	PAID	/	00059099	241.66	2/16/2016	2/22/2016	
6-60040-0000	600	PAID	/	00059100	3,377.84	2/16/2016	2/19/2016	
6-60040-0000	600	PAID	/	00059102	1,173.31	2/16/2016	2/24/2016	
6-60040-0000	600	PAID	/	00059103	15,109.98	2/16/2016	2/24/2016	
6-60040-0000	600	PAID	/	00059104	2,057.81	2/16/2016	2/19/2016	
6-60040-0000	600	PAID	/	00059106	11,988.66	2/16/2016	2/22/2016	
6-60040-0000	600	PAID	/	00059107	992.03	2/16/2016	2/24/2016	
6-60040-0000	600	PAID	/	00059108	384.26	2/16/2016	2/23/2016	
6-60040-0000	600	PAID	/	00059109	2.50	2/16/2016	2/25/2016	
6-60040-0000	600	PAID	/	00059110	189,964.59	2/16/2016	2/17/2016	
6-60040-0000	600	PAID	/	00059111	40,310.06	2/16/2016	2/17/2016	
6-60040-0000	600	PAID	/	00059112	7,330.25	2/16/2016	2/17/2016	
6-60040-0000	600	PAID	/	00059113	875.19	2/16/2016	2/22/2016	
6-60040-0000	600	PAID	/	00059114	325.00	2/16/2016	2/24/2016	
6-60040-0000	600	PAID	/	00059115	30.00	2/16/2016	2/24/2016	
6-60040-0000	600	PAID	/	00059116	12,409.02	2/16/2016	2/23/2016	
6-60040-0000	600	PAID	/	00059119	180.00	2/16/2016	2/25/2016	
6-60040-0000	600	PAID	/	00059121	578.00	2/16/2016	2/22/2016	
6-60040-0000	600	PAID	/	00059122	148.51	2/16/2016	2/23/2016	
6-60040-0000	600	PAID	/	00059123	385.00	2/16/2016	2/24/2016	
6-60040-0000	600	PAID	/	00059124	712.38	2/16/2016	2/22/2016	
6-60040-0000	600	PAID	/	00059125	7,755.44	2/16/2016	2/17/2016	
6-60040-0000	600	PAID	/	00059128	1,747.00	2/16/2016	2/24/2016	
6-60040-0000	600	PAID	/	00059129	3,228.22	2/16/2016	2/22/2016	
6-60040-0000	600	PAID	/	00059130	214.35	2/16/2016	2/17/2016	
6-60040-0000	600	PAID	/	00059131	328.24	2/16/2016	2/22/2016	
6-60040-0000	600	PAID	/	00059132	160.43	2/16/2016	2/24/2016	
6-60040-0000	600	PAID	/	00059133	125.00	2/16/2016	2/24/2016	
6-60040-0000	600	PAID	/	00059134	230.00	2/16/2016	2/17/2016	
6-60040-0000	600	PAID	/	00059135	65.62	2/16/2016	2/23/2016	
6-60040-0000	600	PAID	/	00059136	4,524.43	2/16/2016	2/22/2016	
6-60040-0000	600	PAID	/	00059137	143.05	2/16/2016	2/17/2016	
6-60040-0000	600	PAID	/	00059138	492.35	2/16/2016	2/22/2016	
6-60040-0000	600	PAID	/	00059139	50.82	2/16/2016	2/24/2016	
6-60040-0000	600	PAID	/	00059140	128.15	2/16/2016	2/17/2016	
6-60040-0000	600	PAID	/	00059141	1,096.34	2/16/2016	2/22/2016	

3/02/16
11:49:25

Yavapai County Treasurer
Monthly Statement

TR046DSR
C00216

* Account Number: 6-60040-0000 Central Yavapai Fire Dist GF Date Range: 2/01/2016 to 2/29/2016 Page: 8

Account	Fund	Stat	Payee	Warrant	Amount	Issue Date	Date	Voucher
6-60040-0000	600	PAID	/	00059142	80.84	2/16/2016	2/24/2016	
6-60040-0000	600	PAID	/	00059143	253.89	2/16/2016	2/23/2016	
6-60040-0000	600	PAID	/	00059144	1,088.38	2/16/2016	2/19/2016	
6-60040-0000	600	PAID	/	00059145	837.33	2/16/2016	2/23/2016	
6-60040-0000	600	PAID	/	00059146	2,689.14	2/16/2016	2/19/2016	
6-60040-0000	600	PAID	/	00059147	228.86	2/16/2016	2/24/2016	
6-60040-0000	600	PAID	/	00059148	840.58	2/16/2016	2/24/2016	
6-60040-0000	600	PAID	/	00059149	50.83	2/16/2016	2/17/2016	
6-60040-0000	600	PAID	/	00059150	5,265.33	2/16/2016	2/19/2016	
6-60040-0000	600	PAID	/	00059151	617.32	2/16/2016	2/19/2016	
6-60040-0000	600	PAID	/	00059152	6,014.75	2/16/2016	2/23/2016	
6-60040-0000	600	PAID	/	00059153	6,366.13	2/16/2016	2/23/2016	
6-60040-0000	600	PAID	/	00059154	27.17	2/16/2016	2/26/2016	
6-60040-0000	600	PAID	/	00059156	703.53	2/16/2016	2/23/2016	
6-60040-0000	600	PAID	/	00059157	258.45	2/16/2016	2/24/2016	
6-60040-0000	600	PAID	/	00059158	1,229.32	2/16/2016	2/22/2016	
6-60040-0000	600	PAID	/	00059159	14.00	2/16/2016	2/23/2016	
6-60040-0000	600	PAID	/	00059160	315.00	2/16/2016	2/24/2016	
6-60040-0000	600	PAID	/	00059161	125.90	2/16/2016	2/23/2016	
6-60040-0000	600	PAID	/	00059162	96,482.15	2/16/2016	2/19/2016	
6-60040-0000	600	PAID	/	00059163	500.00	2/16/2016	2/25/2016	
6-60040-0000	600	PAID	/	00059164	157.39	2/16/2016	2/23/2016	
6-60040-0000	600	PAID	/	00059165	138.28	2/16/2016	2/24/2016	
6-60040-0000	600	PAID	/	00059166	1,315.00	2/16/2016	2/22/2016	
6-60040-0000	600	PAID	/	00059167	518.51	2/16/2016	2/19/2016	
6-60040-0000	600	PAID	/	00059168	2,591.57	2/16/2016	2/24/2016	
6-60040-0000	600	PAID	/	00059169	192.79	2/16/2016	2/22/2016	
6-60040-0000	600	PAID	/	00059170	3,680.00	2/16/2016	2/26/2016	
6-60040-0000	600	PAID	/	00059171	782.75	2/16/2016	2/22/2016	
6-60040-0000	600	PAID	/	00059172	2,351.68	2/16/2016	2/22/2016	
6-60040-0000	600	PAID	/	00059176	3,634.89	2/16/2016	2/19/2016	
6-60040-0000	600	PAID	/	00059177	1,850.48	2/16/2016	2/24/2016	
6-60040-0000	600	PAID	/	00059178	55.29	2/16/2016	2/19/2016	
6-60040-0000	600	PAID	/	00059179	1,670.34	2/16/2016	2/19/2016	
6-60040-0000	600	PAID	/	00059180	376.50	2/16/2016	2/22/2016	
6-60040-0000	600	PAID	/	00059181	2,031.68	2/16/2016	2/17/2016	
6-60040-0000	600	PAID	/	00059182	9,841.46	2/16/2016	2/23/2016	
6-60040-0000	600	PAID	/	00059183	8,960.50	2/16/2016	2/23/2016	
6-60040-0000	600	PAID	/	00059184	100.22	2/16/2016	2/22/2016	
6-60040-0000	600	PAID	/	00059185	2,813.15	2/16/2016	2/22/2016	

3/02/16
11:49:25

Yavapai County Treasurer
Monthly Statement

TR046DSR
C00216

* Account Number: 6-60040-0000 Central Yavapai Fire Dist GF Date Range: 2/01/2016 to 2/29/2016 Page: 5

Account	Fund Stat Payee	Warrant	Amount	Issue Date	Date	Voucher
6-60040-0000	600 PAID /	00059186	11,123.95	2/16/2016	2/23/2016	
6-60040-0000	600 PAID /	00059187	808.93	2/16/2016	2/22/2016	
6-60040-0000	600 PAID /	00059189	663.01	2/16/2016	2/23/2016	
6-60040-0000	600 PAID /	00059190	165.00	2/16/2016	2/24/2016	
6-60040-0000	600 PAID /	00059191	7,489.06	2/16/2016	2/23/2016	
6-60040-0000	600 PAID /	00059703	331.37	2/02/2016	2/08/2016	
Status Subtotal	:	166	1,108,729.82			
Fund Subtotal	:	166	1,108,729.82			
Total Paid Warrants:		166	1,108,729.82			
Total Outstanding. :		11	258,311.69			
Total Void Warrants:			.00			
Total Registered . :			.00			

3/02/16
11:49:25

Yavapai County Treasurer
Monthly Statement

TR046DSR
C00216

* Account Number: 6-60340-0000 Central Yavapai Fire Dist. Capital Reser Date Range: 2/01/2016 to 2/29/2016 Page: 2

	(---Period---)	(----Y-T-D----			
Begin Balance:	6,164,233.13	8,145,587.34			
Income . . . :	339,759.89	358,405.68			
LOC Advance .:	.00	.00			
Expense . . .:	.00	2,000,000.00-	LOC :	.00	Levy: 49,315.82
LOC Payments :	.00	.00	Out :	.00	Coll: 34,636.68
Cash Balance :	6,503,993.02	6,503,993.02	End :	6,503,993.02	Adj : 48.06-
					Out : 14,631.08

Transaction Summary By Source
Source Description

	Beginning Balance:	6,164,233.13	8,145,587.34
		Monthly	Yearly
07376 Transfer in		339,618.83	339,618.83
38108 Interest on Investments ICM		.00	14,671.96
38109 Interest on Investments St Treas		141.06	1,202.08
38113 Interest on Investments-Wellis Fargo		.00	2,530.02
38120 Interest on Transwestern Loan		.00	382.79
91702 Transfer out		.00	2,000,000.00-
	Ending Balances:	6,503,993.02	6,503,993.02

TRANSFER IN-GF

\$ 339,618.83

Interest

\$ 141.06

\$ 339,759.89

3/02/16
11:49:25

Yavapai County Treasurer
Monthly Statement

TR046DSR
C00216

* Account Number: 6-60340-0000 Central Yavapai Fire Dist. Capital Reser Date Range: 2/01/2016 to 2/29/2016 Page: 1

T R A N S A C T I O N S
Date Source Description

Notes

Begin Balance: 6,164,233.13
Debits/Credits

2/18	07376	Transfer in	CENTRAL YAVAPAI FIRE DIST EMA 1006862	339,618.83
2/26	38109	Interest on Investments St Treas	INVESTMENT INTEREST 1000013453	64.36
2/26	38109	Interest on Investments St Treas	INVESTMENT INTEREST 1000013454	76.70

Ending Debit Totals: .00 Ending Credit Totals: 339,759.89 Ending Balance: 6,503,993.02

3/02/16
11:49:25

Yavapai County Treasurer
Monthly Statement

TR046DSR
C00216

* Account Number: 6-60340-0000 Central Yavapai Fire Dist. Capital Reser Date Range: 2/01/2016 to 2/29/2016 Page: 2

Account	Fund Stat Payee	Warrant	Amount	Issue Date	Date	Voucher
Status Subtotal	:		.00			
Fund Subtotal	:		.00			
Total Paid Warrants:			.00			
Total Outstanding. :			.00			
Total Void Warrants:			.00			
Total Registered . :			.00			

CENTRAL YAVAPAI FIRE DISTRICT
GL Trial Balance Worksheet
For The Period of 2/1/2016 through 2/29/2016

Account	Description	Balances				Adjustments
		Beginning	Debits	Credits	Ending	
1100.0.0.000	Cash with Yavapai County	\$4,158,962.96	\$1,117,561.11	\$2,716,049.31	\$2,560,474.76	
TOTALS:		<u>\$4,158,962.96</u>	<u>\$1,117,561.11</u>	<u>\$2,716,049.31</u>	<u>\$2,560,474.76</u>	

* Inactive accounts are marked and appear in grey.

3/9/16

10:54:56 AM

Central Yavapai Fire Bond Debt Service

Income Statement

(Original Budget to Actual Comparison)
For the period of 2/1/2016 Through 2/29/2016

Account	Current Period				Year To Date			
	Actual	Budget	Variance	%	Actual	Budget	Variance	%
<u>General & Administrative Expenses</u>								
Bond Debt Service Interest Expense	610000							
	\$0.00	\$0.00	\$0.00	0.0%	\$209,575.32	\$0.00	\$(209,575.32)	0.0%
Professional Services	640500							
	0.00	0.00	0.00	0.0	300.00	0.00	(300.00)	0.0
Total General & Administrative Expenses	\$0.00	\$0.00	\$0.00	0.0%	\$209,875.32	\$0.00	\$(209,875.32)	0.0%
Total Expenses					\$209,875.32		\$(209,875.32)	
Income (Loss) from Operations	\$0.00	\$0.00	\$0.00	0.0%	\$(209,875.32)	\$0.00	\$(209,875.32)	0.0%
<u>Other Income (Expense)</u>								
Bond Debt Service Tax Revenue	420000							
	\$35,497.43	\$0.00	\$35,497.43	0.0%	\$871,566.84	\$0.00	\$871,566.84	0.0%
Bond Debt Service Interest Revenue	430000							
	24.73	0.00	24.73	0.0	2,546.25	0.00	2,546.25	0.0
Total Other Income (Expense)	\$35,522.16	\$0.00	\$35,522.16	0.0%	\$874,113.09	\$0.00	\$874,113.09	0.0%
Net Income (Loss)	\$35,522.16	\$0.00	\$35,522.16	0.0%	\$664,237.77	\$0.00	\$664,237.77	0.0%

Central Yavapai Fire Bond Debt Service
Balance Sheet

As of 2/29/2016

Assets

Current Assets

Cash / Bond Debt Service	\$1,126,558.82	
Property Tax Receivable	35,584.23	
Deferred Revenue - Prop Tax	(23,435.00)	
Total Current Assets		\$1,138,708.05
Total Assets		\$1,138,708.05

Net Assets

Retained Earnings	\$474,470.28	
Current Year Net Assets	664,237.77	1,138,708.05
Total Net Assets		
Total Liabilities and Net Assets		\$1,138,708.05

Feb-16

Bank Reconciliation

CYFD Bond Debt Service Account: 6-60240-0000

Beginning Balance (CYFD):	\$	1,091,036.66	Balance per Bank:	\$	1,126,558.82
Deposits:	\$	35,497.43			
Disbursements:	\$	-			
Interest Income:	\$	24.73			
Transfer to Bldg. Acct:					
Ending Balance:	\$	1,126,558.82	Ending Balance:	\$	1,126,558.82
Difference between Balances:	\$	(0.00)			
(Should be zero)					

Deposits:		
Real Estate Taxes	\$	34,319.45
Pers. Property Taxes	\$	1,177.98
	\$	35,497.43

Reconciliation Approved by: Scott Freitag
Fire Chief

Reconciliation Reviewed by: Dave Tharp
Assistant Chief of Administration

Reconciliation Prepared by: Debbie Spingola
Finance Manager

 3/9/16 3/9/16

Bank Reconciliation Summary

10:02:19 AM

For the Bank Statement ending: 2/29/2016

BANK CONTROL ID: CYFDA - CASH/BOND BUILDING FUND		DESC: CASH/BOND BUILDING FUND	ACCOUNT NO: 1100
Beginning Balance:	02/01/16		\$1,091,036.66
Deposits and Credits:			\$35,522.16
Checks and Charges:			\$0.00
Adjustments:			\$0.00
Ending Balance Per Reconciliation:			<u>\$1,126,558.82</u>
Ending Balance Per Bank Statement:	02/29/16		\$1,126,558.82
* Outstanding Deposits and Credits:	02/29/16		\$0.00
* Outstanding Checks and Charges:	02/29/16		\$0.00
Ending Book Balance:	02/29/16		<u>\$1,126,558.82</u>

* Outstanding amounts are all outstanding credits and charges dated prior or equal to the Reconciliation date.

BR Checks and Charges Cleared
For the Bank Statement ending:

Date	Document	Description	Module	Company	Amount
------	----------	-------------	--------	---------	--------

TOTAL CHECKS AND CHARGES CLEARED:

BR Checks and Charges Outstanding
For the Bank Statement ending:

Date	Document	Description	Module	Company	Amount
------	----------	-------------	--------	---------	--------

TOTAL CHECKS AND CHARGES OUTSTANDING:

BR Deposits and Credits Cleared
For the Bank Statement ending: 2/29/16

CYFDA		Cash/Bond Building Fund	Cash/Bond Building Fund	1100	
Date	Document	Description	Module	Company	Amount
02/29/16	BDS - Cash	Tax and Interest Revenue	GL	CYFBDS	\$35,522.16
TOTAL DEPOSITS AND CREDITS CLEARED:					<u>\$35,522.16</u>

BR Deposits and Credits Outstanding
For the Bank Statement ending:

Date	Document	Description	Module	Company	Amount
------	----------	-------------	--------	---------	--------

TOTAL DEPOSITS AND CREDITS OUTSTANDING:

Bank Reconciliation Register

Document Number	Date	BR Status	Void?	Description	Date Cleared	Amount
MODULE: JOURNAL ENTRIES FROM GENERAL LEDGER						
BANK CONTROL ID: CYFDA - CASH/BOND BUILDING FUND						
BDS - Cash	02/29/16	Marked	No	Tax and Interest Revenue	03/09/16	\$35,522.16
SUB TOTAL FOR BANK:						\$35,522.16
TOTAL FOR MODULE:						\$35,522.16

BR Adjustments Report

10:34:33 AM

For the Bank Statement ending:

Date	Document	Description	GL Account	Offset Amt	Adj. Amt
DOCUMENT:					

ADJUSTMENT DOCUMENT " TOTAL:

TOTAL FOR ALL ADJUSTMENTS:

3/9/16

Central Yavapai Fire Bond Debt Service

Page: 1

GL Account Ledger - Detail By Period

10:38:05 AM

2/1/2016 through 2/29/2016

Batch	Journal	Entry #	Date	Job	Document	Description	Debits	Credits	Balance
1100.00						CASH / BOND DEBT SERVICE			\$1,091,036.66
117	R	403	02/29/16		BDS - Cash	Tax and Interest	\$35,522.16	-	\$1,126,558.82
						CASH / BOND DEBT SERVICE TOTALS:	\$35,522.16	\$0.00	\$1,126,558.82
						TOTAL OF LEDGER:	\$35,522.16	\$0.00	\$1,126,558.82

3/02/16
11:49:25

Yavapai County Treasurer
Monthly Statement

TR046DSR
C00216

* Account Number: 6-60240-0000 Central Yavapai Fire Dist BDS Date Range: 2/01/2016 to 2/29/2016 Page: 5

	(---Period---)	(---Y-T-D---)			
Begin Balance:	1,091,036.66 ✓	462,321.05			
Income . . . :	35,522.16 ✓	874,113.09			
LOC Advance . :	.00	.00			
Expense . . . :	.00	209,875.32 -	LOC :	.00	Levy: 1,331,832.11
LOC Payments :	.00	.00	Out :	.00	Coll: 846,684.91
Cash Balance :	1,126,558.82 ✓	1,126,558.82	End :	1,126,558.82	Adj : 238.08
					Out : 485,385.28

Transaction Summary By Source
Source Description

	Beginning Balance:	1,091,036.66 Monthly	462,321.05 Yearly
20051 2005 UPP Taxes		4.48	4.48
20061 2006 UPP Taxes		4.98	32.63
20071 2007 UPP Taxes		3.83	10.76
20081 2008 UPP Taxes		5.15	14.84
20091 2009 UPP Taxes		4.32	18.19
20101 2010 UPP Taxes		1.51	17.22
20102 2010 RE Taxes		.00	.30
20111 2011 UPP Taxes		.49	22.72
20112 2011 RE Taxes		.00	.70
20121 2012 UPP Taxes		4.69	73.97
20122 2012 RE Taxes		3.06 -	20.01 -
20131 2013 UPP Taxes		6.73	274.30
20132 2013 RE Taxes		46.97 -	64.39 -
20141 2014 UPP Taxes		28.46	369.82
20142 2014 RE Taxes		4,889.99	24,126.40
20151 2015 UPP Taxes		1,113.34	17,318.34
20152 2015 RE Taxes		29,479.49	829,366.57
38108 Interest on Investments ICM		.00	1,949.67
38109 Interest on Investments St Treas		24.73	146.91
38113 Interest on Investments-Wells Fargo		.00	377.77
38120 Interest on Transwestern Loan		.00	71.90
92185 Paying Agent Fees		.00	300.00 -
92190 Bond Interest Payment		.00	209,575.32 -
Ending Balances:	1,126,558.82	1,126,558.82	

Real Estate Taxes \$34,319.45

UPP Taxes \$ 1,177.98

Interest 2473

\$35,522.16

3/02/16
11:49:25

Yavapai County Treasurer
Monthly Statement

TR046DSR
C00216

* Account Number: 6-60240-0000 Central Yavapai Fire Dist BDS Date Range: 2/01/2016 to 2/29/2016 Page: 1

T R A N S A C T I O N S					Begin Balance:	1,091,036.66
Date	Source	Description	Notes		Debits/Credits	
2/01	20141	2014 UPP Taxes	TAX DISTRIBUTION	0004211	4.52	
2/01	20142	2014 RE Taxes	TAX DISTRIBUTION	0004211	63.42	
2/01	20152	2015 RE Taxes	TAX DISTRIBUTION	0004211	804.40	
2/02	20142	2014 RE Taxes	TAX DISTRIBUTION	0004212	162.01	
2/02	20151	2015 UPP Taxes	TAX DISTRIBUTION	0004212	1.05	
2/02	20152	2015 RE Taxes	TAX DISTRIBUTION	0004212	816.66	
2/03	20121	2012 UPP Taxes	TAX DISTRIBUTION	0004213	.85	
2/03	20131	2013 UPP Taxes	TAX DISTRIBUTION	0004213	3.22	
2/03	20132	2013 RE Taxes	TAX DISTRIBUTION	0004213	7.61-	
2/03	20141	2014 UPP Taxes	TAX DISTRIBUTION	0004213	6.19	
2/03	20142	2014 RE Taxes	TAX DISTRIBUTION	0004213	22.10	
2/03	20151	2015 UPP Taxes	TAX DISTRIBUTION	0004212	8.89	
2/03	20151	2015 UPP Taxes	TAX DISTRIBUTION	0004213	8.68	
2/03	20152	2015 RE Taxes	TAX DISTRIBUTION	0004213	724.02	
2/04	20122	2012 RE Taxes	TAX DISTRIBUTION	0004214	.00	
2/04	20132	2013 RE Taxes	TAX DISTRIBUTION	0004214	.01-	
2/04	20142	2014 RE Taxes	TAX DISTRIBUTION	0004214	134.15	
2/04	20151	2015 UPP Taxes	TAX DISTRIBUTION	0004214	1.73	
2/04	20152	2015 RE Taxes	TAX DISTRIBUTION	0004214	1,017.88	
2/05	20121	2012 UPP Taxes	TAX DISTRIBUTION	0004215	3.84	
2/05	20131	2013 UPP Taxes	TAX DISTRIBUTION	0004215	4.10	
2/05	20141	2014 UPP Taxes	TAX DISTRIBUTION	0004215	3.52	
2/05	20142	2014 RE Taxes	TAX DISTRIBUTION	0004215	80.95	
2/05	20151	2015 UPP Taxes	TAX DISTRIBUTION	0004215	9.32	
2/05	20152	2015 RE Taxes	TAX DISTRIBUTION	0004215	486.20	
2/08	20141	2014 UPP Taxes	TAX DISTRIBUTION	0004216	8.23	
2/08	20142	2014 RE Taxes	TAX DISTRIBUTION	0004215	1.13	
2/08	20142	2014 RE Taxes	TAX DISTRIBUTION	0004216	196.60	
2/08	20151	2015 UPP Taxes	TAX DISTRIBUTION	0004216	6.07	
2/08	20152	2015 RE Taxes	TAX DISTRIBUTION	0004215	18.67	
2/08	20152	2015 RE Taxes	TAX DISTRIBUTION	0004216	1,147.19	
2/09	20151	2015 UPP Taxes	TAX DISTRIBUTION	0004217	98.04	
2/09	20152	2015 RE Taxes	TAX DISTRIBUTION	0004217	1,266.93	
2/10	20122	2012 RE Taxes	TAX DISTRIBUTION	0004218	3.06-	
2/10	20131	2013 UPP Taxes	TAX DISTRIBUTION	0004218	1.50	
2/10	20132	2013 RE Taxes	TAX DISTRIBUTION	0004218	1.87-	
2/10	20142	2014 RE Taxes	TAX DISTRIBUTION	0004218	2.66-	
2/10	20151	2015 UPP Taxes	TAX DISTRIBUTION	0004218	13.06	
2/10	20152	2015 RE Taxes	TAX DISTRIBUTION	0004218	1,020.69	
2/11	20151	2015 UPP Taxes	TAX DISTRIBUTION	0004219	16.48	

Debit Page Totals:	.00	Credit Page Totals:	8,147.08	Page End Totals:	1,099,183.74
--------------------	-----	---------------------	----------	------------------	--------------

3/02/16
11:49:25

Yavapai County Treasurer
Monthly Statement

TR046DSR
C00216

* Account Number: 6-60240-0000 Central Yavapai Fire Dist BDS Date Range: 2/01/2016 to 2/29/2016 Page: 2

T R A N S A C T I O N S			Notes	Debits/Credits
Date	Source	Description		
2/11	20152	2015 RE Taxes	TAX DISTRIBUTION	0004219 941.10
2/12	20051	2005 UPP Taxes	TAX DISTRIBUTION	0004220 4.48
2/12	20061	2006 UPP Taxes	TAX DISTRIBUTION	0004220 4.98
2/12	20071	2007 UPP Taxes	TAX DISTRIBUTION	0004220 3.83
2/12	20081	2008 UPP Taxes	TAX DISTRIBUTION	0004220 4.14
2/12	20091	2009 UPP Taxes	TAX DISTRIBUTION	0004220 4.02
2/12	20101	2010 UPP Taxes	TAX DISTRIBUTION	0004220 1.51
2/12	20151	2015 UPP Taxes	TAX DISTRIBUTION	0004220 18.35
2/12	20152	2015 RE Taxes	TAX DISTRIBUTION	0004220 832.03
2/16	20151	2015 UPP Taxes	TAX DISTRIBUTION	0004221 58.06
2/16	20152	2015 RE Taxes	TAX DISTRIBUTION	0004221 1,084.93
2/17	20151	2015 UPP Taxes	TAX DISTRIBUTION	0004222 51.18
2/17	20152	2015 RE Taxes	TAX DISTRIBUTION	0004222 1,348.52
2/18	20081	2008 UPP Taxes	TAX DISTRIBUTION	0004223 1.01
2/18	20091	2009 UPP Taxes	TAX DISTRIBUTION	0004223 .30
2/18	20142	2014 RE Taxes	TAX DISTRIBUTION	0004223 4,270.64
2/18	20151	2015 UPP Taxes	TAX DISTRIBUTION	0004223 12.48
2/18	20152	2015 RE Taxes	TAX DISTRIBUTION	0004223 1,666.18
2/19	20131	2013 UPP Taxes	TAX DISTRIBUTION	0004224 4.28-
2/19	20132	2013 RE Taxes	TAX DISTRIBUTION	0004224 4.00-
2/19	20141	2014 UPP Taxes	TAX DISTRIBUTION	0004224 3.60-
2/19	20142	2014 RE Taxes	TAX DISTRIBUTION	0004224 2.58-
2/19	20151	2015 UPP Taxes	TAX DISTRIBUTION	0004224 48.92
2/19	20152	2015 RE Taxes	TAX DISTRIBUTION	0004224 2,300.42
2/22	20151	2015 UPP Taxes	TAX DISTRIBUTION	0004225 51.25
2/22	20152	2015 RE Taxes	TAX DISTRIBUTION	0004225 2,896.17
2/23	20141	2014 UPP Taxes	TAX DISTRIBUTION	0004226 3.91
2/23	20151	2015 UPP Taxes	TAX DISTRIBUTION	0004226 17.24
2/23	20152	2015 RE Taxes	TAX DISTRIBUTION	0004226 1,149.76
2/24	20111	2011 UPP Taxes	TAX DISTRIBUTION	0004227 .49
2/24	20132	2013 RE Taxes	TAX DISTRIBUTION	0004227 33.48-
2/24	20141	2014 UPP Taxes	TAX DISTRIBUTION	0004227 2.01
2/24	20142	2014 RE Taxes	TAX DISTRIBUTION	0004227 30.25-
2/24	20151	2015 UPP Taxes	TAX DISTRIBUTION	0004227 9.00
2/24	20152	2015 RE Taxes	TAX DISTRIBUTION	0004227 1,718.18
2/25	20142	2014 RE Taxes	TAX DISTRIBUTION	0004228 5.52-
2/25	20151	2015 UPP Taxes	TAX DISTRIBUTION	0004228 27.87
2/25	20152	2015 RE Taxes	TAX DISTRIBUTION	0004228 1,998.72
2/26	20151	2015 UPP Taxes	TAX DISTRIBUTION	0004229 32.35
2/26	20152	2015 RE Taxes	TAX DISTRIBUTION	0004229 2,776.40

Debit Page Totals: .00 Credit Page Totals: 31,403.80 Page End Totals: 1,122,440.46

3/02/16
11:49:25

Yavapai County Treasurer
Monthly Statement

TR046DSR
C00216

* Account Number: 6-60240-0000 Central Yavapai Fire Dist BDS Date Range: 2/01/2016 to 2/29/2016 Page: 3

T R A N S A C T I O N S
Date Source Description

Notes

Debits/Credits

2/26	38109	Interest on Investments St Treas	INVESTMENT INTEREST	1000013453	11.28
2/26	38109	Interest on Investments St Treas	INVESTMENT INTEREST	1000013454	13.45
2/29	20131	2013 UPP Taxes	TAX DISTRIBUTION	0004230	2.19
2/29	20141	2014 UPP Taxes	TAX DISTRIBUTION	0004230	3.68
2/29	20151	2015 UPP Taxes	TAX DISTRIBUTION	0004230	623.32
2/29	20152	2015 RE Taxes	TAX DISTRIBUTION	0004230	3,464.44

Ending Debit Totals: .00 Ending Credit Totals: 35,522.16 Ending Balance: 1,126,558.82

3/02/16
11:49:25

Yavapai County Treasurer
Monthly Statement

TR046DSR
C00216

* Account Number: 6-60240-0000 Central Yavapai Fire Dist BDS Date Range: 2/01/2016 to 2/29/2016 Page: 4

Account	Fund Stat Payee	Warrant	Amount	Issue Date	Date	Voucher
Status Subtotal	:		.00			
Fund Subtotal	:		.00			
Total Paid Warrants:			.00			
Total Outstanding. :			.00			
Total Void Warrants:			.00			
Total Registered . :			.00			

GL Trial Balance Worksheet
For The Period of 2/1/2016 through 2/29/2016

Account	Description	Balances				Adjustments
		Beginning	Debits	Credits	Ending	
1100.00	Cash / Bond Debt Service	\$1,091,036.66	\$35,522.16	\$0.00	\$1,126,558.82	
TOTALS:		<u>\$1,091,036.66</u>	<u>\$35,522.16</u>	<u>\$0.00</u>	<u>\$1,126,558.82</u>	

* Inactive accounts are marked and appear in grey.

Thank
you

You've been
a great big help...

Dear Sirs

I would like to
thank you for your
care + kindness in
taking care of me
on Sunday Jan 24th
Both times.
Everything turned out
all right no Heart
problems

you folks did
a great job. especially Tom.
Keith. take a Break + have
a Beer + pizza on me
Don

C-shift 57
Tom
Keith
Da

Muniz
Lopeman
McConnell

...and you deserve
a great big
thank you!



SEDONA FIRE DISTRICT

2860 SOUTHWEST DRIVE ~ SEDONA, AZ 86336 ~ TEL: (928) 282-6800 ~ FAX: (928) 282-6857
www.sedonafire.org

March 1, 2016

Scott Freitag
Central Arizona Fire & Medical
8555 E. Yavapai Road
Prescott Valley, AZ 86314

Dear Scott:

I would like to say thank you for participating in our assessment center for Assistant Chief. Sedona Fire District is a first class organization that deserves first class assessors, and I could not have picked a better group of peers for this process than you. Each of you was selected with specific skills sets in mind. I am confident that your expertise, vision, and leadership were infused successfully in our process.

We had a great group of candidates and I am very excited for our future. The toughest part of the job was the actual final selection – but, I am happy to announce that Jeff Piechura has accepted a conditional offer of employment.

If we can be of any assistance to you in an assessment process in your agency – just give us a shout and we will get someone there. If you need a colorful calendar, you know who to call. ;-)

As always, I am proud to call you all my colleagues, peers, and most importantly, friends. Thank you for your help as I know we are all very busy and there is never enough time to be gone for 2 days. I hope you garnered some information and had some added value as being part of the process – I know I always do.

With gratitude,

Kris Kazian
Fire Chief

KK:tg



Prescott Valley Economic
Development Foundation

Certificate of Appreciation

Presented to

Central Yavapai Fire District

COPPER INVESTOR 2015-2016

In recognition of your significant support of Prescott Valley's growth

Mike R. Paredes, Executive Director
Prescott Valley Economic Development Foundation

Ron Fain, Chairman of the Board
Prescott Valley Economic Development Foundation



DIVISION REPORTS

REPORTED TO THE
CENTRAL YAVAPAI AND CHINO VALLEY FIRE DISTRICTS'
BOARD OF DIRECTORS

Chief's Report

By Fire Chief Freitag

I would like to congratulate the following employees on their respective promotions as well as one new hire. Captain Cody Rose has successfully tested for and been promoted to the rank of Battalion Chief. Ben Roche has been promoted to the rank of Captain. Rob Zazueta has been promoted to Engineer and will be promoted to Captain the first part of April. Eric Merrill has been promoted to Engineer as of April 6th. I would like to welcome our newest Firefighter / Medic Adam Croft. Adam fills the firefighter vacancy created by Captain Jack Ingrao's retirement at the end of this month.

PSPRS reform has passed out of the legislature and has been signed by Governor Ducey. Prop 124 will be on the May 17th ballot. We understand that one of the amendments may allow Tier 2b employees, those hired after January 2012, to opt out of Tier 2b and into Tier 3. Under Tier 2b, the employee contribution rate will rise to 14.65% and the employer rate will rise by an additional 3%. Additionally, employees are not vested until they have served 25 years. The Tier 3 program sets the employee and employer rate at 12%. This Tier also gives the employee the option of either a defined contribution or a defined benefit plan and allows them to vest in ten years.

H2197, this is the one that will allow Fire Districts to maintain their FDAT should they merge or consolidate, has been assigned to the Finance Committee in the Senate. Senator Lesko is the Chair of the committee, and all signs are that it will be approved. As you may remember, had we merged we would have lost \$280,000 of revenue under current State Statute. This will certainly make a future merger easier to achieve.

At the AFDA meeting, we were briefed on a prompt pay bill related to wildland response making its way through the legislature. S1244 is a prompt pay bill that would ensure we are reimbursed for wildland response within 30-60 days. The State currently owes us a combined total of over \$900,000 for last season. Nationally, Arizona is recognized for our wildland response model and working relationships. Other states have modeled either our entire program or portions of our program. However, we remain the only State that does not have a prompt pay plan. Both the Senate and the House support the legislation; however, Governor Ducey does not. His staff has messaged John Flynn, Executive Director of AFDA, telling him not to push the bill up, because they have pen and will send it back with a veto. The plan is to push the bill forward and hope there is enough political pressure to convince the Governor to sign.

I have sent an email to our County Board of Supervisors as well as our legislators asking for their support in not only passing S1244, but also asking them to make phone calls to the Governor's office expressing support. The State has a fund available to front the monies and wait for the Feds to pay their bill. Most fire service agencies in the State do not have the capacity to absorb \$250,000 - \$1 million in expenses to assist the State and then wait 12-18 months to be reimbursed. Statewide the fire service is owed nearly \$8 million.



DIVISION REPORTS

REPORTED TO THE
CENTRAL YAVAPAI AND CHINO VALLEY FIRE DISTRICTS'
BOARD OF DIRECTORS

We are experiencing a number of issues with the ambulance service provider in our area. You are aware of our concerns related to extended response times; however, we are now seeing a number of units that are responding without paramedic staffing. This is not related to a tiered response model as these ambulances are showing up on Advanced Life Support calls with only Basic Life Support personnel. When this occurs, we have to provide the paramedic for transport. I have found that these problems are statewide not just in our area.

I recently attended a meeting with a select group of fire chiefs, Arizona Fire District Association (AFDA), and Arizona Tax Research Association (ATRA). The purpose of the meeting was to have dialogue concerning the funding issues facing Arizona fire districts. They are opposed to removal of the tax rate cap, but may be amenable to an increase in the cap coupled with the formation of a committee to research new ways in which to fund our organizations. The meeting was more productive than we anticipated – conversations will continue. I did invite ATRA Vice President Jennifer Stielow to participate in Fire Ops 101. She is looking forward to the opportunity as long as her schedule allows. We may not be able to change ideology, but maybe we can add some perspective.

I have spent time assisting Sedona and Timber Mesa Fire Districts with their assistant chief hiring processes. This was an opportunity not only to experience other processes, but also to network with other fire chiefs from across the State. We spent quite a bit of time discussing the challenges we all face with succession planning specifically a shortage of candidates for higher level positions. This was not a discussion on why our personnel are not preparing themselves, rather it was a discussion about how our organizations are failing to identify and prepare people for future leadership roles within our agencies.

The bottom line is that the fire service continues to focus on the technical operational side of the job and is not spending the necessary time developing administrative skills. Our senior staff will be working to develop succession plans for each of our positions to complement our Operational and Administrative Succession Plans. We also recognize that we need to do a better job of branding Chief Tharp's and Chief Bliss' positions. It is easy to find people interested in becoming the Operation's Chief, although not as easy to find truly qualified candidates for the job. However, finding folks interested in the Planning/Logistics Chief and Administrative Chief positions is far more difficult. What we do know is that in the next 4-10 years we will have a number of chief officer positions that will need to be filled.

Our labor management, Policy Committee, and SOG Committee meetings continue as we move towards July 1. We are on track to complete the Tier 1 and 2 policies on schedule, and the SOG Committee appears on track to do the same. The union is preparing a presentation for the Board concerning any requests they have for the upcoming budget year. Additionally, we are working closely with them on a couple of personnel issues.

Our dialogue continues with Prescott Fire Department as they work through budget cuts that could reduce emergency services. Senior staff has worked through several options for our organization based on Prescott's potential reductions. Additionally, we are spending time educating community leaders and elected officials concerning how cuts by one impact the entire system.



DIVISION REPORTS

REPORTED TO THE
CENTRAL YAVAPAI AND CHINO VALLEY FIRE DISTRICTS'
BOARD OF DIRECTORS

Administration

By Assistant Chief Tharp

We received the Yavapai County Assessor's Net Assessed Valuation Report for 2016 and were surprised that the Central Yavapai Fire District saw a Net Assessed Valuation (NAV) increase of 4.8%. Chino Valley Fire District conversely saw a less than forecasted increase in NAV of 1.8%. Based on property classification and property assessment reports, we anticipated a 3 to 3.5% increase for the Central Yavapai and a 2.5 to 3% increase for the Chino Valley. Needless to say, we were a little confused as to how the NAV increased so dramatically in one year for Central Yavapai – especially when the prior year saw a NAV that was less than Chino Valley (Central 2.53% vs Chino 2.68%). I had the opportunity to meet with Yavapai County Assessor Pam Pearsall and her staff regarding the Central Arizona Fire and Medical Authority (CAFMA) implementation and took the opportunity to educate myself on a couple key points. First, property valuation is cyclic and on a two-year swing. What this means is that an organization will see an “up” year and then a “level” year. A lot of this is due to the schedule for assessing new properties, remodels, and “reassessments” coming on the tax rolls every other year.

Therefore, for the Chino Valley, the “up” year was 2015 -- where we saw a better than anticipated increase in the NAV. (We forecasted a 1% NAV increase, and the final NAV was 2.68%). This year, 2016, is the “level” year of 1.8% NAV increase when we were predicting a 2.5 to 3% increase. On average, it was forecasted that the Chino Valley would see 3.5 to 4% NAV increase in the two years...the actual increase was 4.48%. We predicted Central Yavapai having a 3.5% increase and this year a 3 to 3.5% increase for a total NAV increase prediction in two years of 6.5 to 7% increase. The actual increase was 7.33% in two years. *SO, long story short*, our predictions were not that far off, but must be fine-tuned to take into consideration the way that the County assesses new, remodel, and valuation on a two-year cycle. I know way more about property assessment than I ever anticipated as a firefighter.

The other question we had was specifically for a possible return to an economic recession. If the Limited Property Value (LPV – what we are currently assessed on) was less than Fair Market Value or Full Cash Value (FCV), and we were to see another recession – would the two values drop proportionately to the drop in property values. The answer is no. As the market and FCV drops, the LPV will continue to climb and have increases UNTIL the LPV hits the same assessed value of the FCV as it drops. This was a relief to us, and the volatility of the market will have less of an immediate impact on our revenue during another recession. We will have an opportunity to plan and anticipate the economic impacts as the LPV and FCV “equalize”. Hopefully, we will never see another economic recession again, but we are constantly analyzing and preparing for the future.

It has been very busy in Administration as we are notifying all our intergovernmental agreement (IGA) partners and vendors of the CAFMA transition, requesting updated W-9s, and establishing banking and credit needs for CAFMA. Additionally, we are working with Stephen Crandall to establish our CAFMA accounting which includes all Payroll, Accounts Payables, Accounts Receivables, and General Ledger. The County Treasurer's office is working with us to establish all necessary accounts for warrants and lines of credit. Human Resources is creating all the person-



DIVISION REPORTS

REPORTED TO THE
CENTRAL YAVAPAI AND CHINO VALLEY FIRE DISTRICTS'
BOARD OF DIRECTORS

nel files and necessary documents for all employees with CAFMA and finalizing the health/dental insurances.

Again, we will be working on the next phase to address state retirements Arizona State Retirement System (ASRS) and Public Safety Personnel Retirement System (PSPRS), worker's compensation, unemployment insurance, state and federal payroll accounts, Social Security 218 agreements, and credit/fuel card applications. We are still updating files and preparing our filing system for the transition to CAFMA. It entails a lot of work in not only creating new files, but auditing the existing files for records retention, content, and consistency. We are hoping to begin the training for the use of the Document Locator Software by the end of the month but are a little delayed due to costs that I will discuss in the Board meetings.

Happy St. Patrick's Day!



DIVISION REPORTS

REPORTED TO THE
CENTRAL YAVAPAI AND CHINO VALLEY FIRE DISTRICTS'
BOARD OF DIRECTORS

Fire Prevention By Fire Marshal Chase

Construction:

A third building is being constructed in front of Kohl's on Glassford Hill Road. One of the suites will be a Starbucks Coffee.

Chick-fil-A will be breaking ground soon in the Crossroads area.

Plans were reviewed for a La-Z-Boy Store at 5584 E. Highway 69.

Plans were also reviewed for Bingham Tractor Supply at 10123 E. Highway 69.

Upcoming Events:

April 28: Wildfire Expo and Earth Day held at the Courthouse square in Prescott.

April 21-24: Prescott Valley Days. Prescott Valley Days Parade on Saturday the 23rd.

General:

Defensible space property assessments continue to increase since becoming part of a 90/10 grant through Prescott Area Wildland Urban Interface Commission (PAWUIC).

Assistant Fire Marshal Smith is assisting Dewey-Humboldt in their efforts to become a firewise community.

We are working with PAWUIC to participate in another grant that will assist with financial reimbursement to residents within the Dewey-Humboldt area.

Fire Inspector Ayars attended a class at the National Fire Academy (NFA) in Maryland and attended a second NFA class in Tucson.

Fire Inspector Dowdy, Engineer Litchfield, and Firefighter Muniz attended a Fire Inspector I class in Flagstaff.

Burn permits are now valid for the calendar year in which they are issued. Several agencies have moved to the annual burn permits including the Fire Districts of Central Yavapai, Chino Valley, Williamson Valley, and Groom Creek, Walker Fire Protection Association, and Prescott Fire Department. The preferred way to obtain a permit is online.

Assistant Fire Marshal Smith and I attended a Social Media for Natural Disaster Response and Recovery class hosted by Emergency Management.



DIVISION REPORTS

REPORTED TO THE
CENTRAL YAVAPAI AND CHINO VALLEY FIRE DISTRICTS'
BOARD OF DIRECTORS

Fire Prevention Activities

195	Business Inspections
11	Construction Inspections / Reviews
8	Alarm / Sprinkler Testing and Plan Reviews
2	Fire Investigations
70	School Programs / Public Talks
7	Preconstruction Meetings / Plan Reviews



DIVISION REPORTS

REPORTED TO THE
CENTRAL YAVAPAI AND CHINO VALLEY FIRE DISTRICTS'
BOARD OF DIRECTORS

Operations

By Assistant Chief Polacek

February 28 was Chief Allen Harris' last day; he retired after 42 years of service to the Chino Valley Fire District. He started in 1974 as a volunteer firefighter and was promoted to full time in 1988. We wish Chief Harris a happy and healthy retirement. We conducted a battalion chief's test and Captain Cody Rose was promoted to Battalion Chief, Ben Roche promotes to Captain, and Rob Zazueta promotes to Engineer. Because Chino Valley reduced its staffing by three personnel due to budget cuts, we will not be hiring an additional firefighter for the vacancy. We hired Adam Croft as a firefighter, and he is attending our Firefighter Academy to get him ready to go on the engine to cover the vacancy when Captain Jack Ingrao retires at the end of March. We will be having a retirement and promotional celebration after the April Fire Board meeting.

We continue to work with Prescott Fire Department to determine how the budget cuts and potential closing of a fire station in Prescott will affect operations. We are researching the data and coming up with multiple plans depending what the Prescott City Council decides to do. We had a meeting of all the battalion chiefs and fire chiefs to discuss the issues that will affect our operations and to build relationships to work together during these tough times. The Prescott City Council has directed Chief Light to cut \$600,000 from the Fire Department budget. Chief Light will be presenting information on the cuts to the Prescott City Council on March 15th; I will be in attendance.

Computer Aided Dispatch (CAD) system demonstrations are planned for March and April. There will be three vendors demonstrating their product: Tri-Tech, New World, and Keystone. We are not limited to these three; we expect more vendor demonstrations in the coming months. I continue to work with Prescott Regional Communications Center to gather data and provide direction on training policies and procedures.

We have reached out to YRMC again to help us with some issues that we are having with our employee physicals. The Chino Valley Medical Center has been sold to a corporation and is not meeting our needs for employee physicals and wellness. We reached out to YRMC to see if they can provide the services for our employees. We have used YRMC in the past, but cost drove us away. YRMC has been receptive to the idea and are discussing options for us to move our pre-employment physicals, annual physicals, and health and wellness to YRMC to perform at a reasonable cost for us.

Gearing up for wildland fire season, Engineer Roche and I attended a meeting delivered by the National Weather Service to discuss better practices to deliver weather forecasts to firefighters working wildland fire incidents. Some discussion was to provide radio briefings, phone calls, and internet briefings, as well as the current methods being used. The focus was to utilize the technology we have to pass on information to the incident commanders. This is the first of many events we will be attending in preparing for the wildland fire season. The Arizona Wildfire and Incident Management Academy will be starting March 5th. Chief Abel will be the Incident Commander this year and is expecting a record number of students attending the week-long training academy.



DIVISION REPORTS

REPORTED TO THE
CENTRAL YAVAPAI AND CHINO VALLEY FIRE DISTRICTS'
BOARD OF DIRECTORS

Planning and Logistics By Assistant Chief Bliss

We received the net assessed valuations (NAVs) to be used in the 2016/17 budget. The Central Yavapai Fire District value is higher than expected while the Chino Valley Fire District value is lower. These discrepancies are a reminder that fire districts are still trying to understand the long-term effects of coming out of the recession as well as Proposition 117. After asking some questions at the County Assessor's office, we learned that values tend to swing through a high and low cycle every two years. In our case, Central Yavapai is on the high side while Chino Valley is on the low side of the cycle. The implication is that Central Yavapai's value may dip next year closer to the 3-3.5% that we expect as the long-term average and Chino Valley's may increase. The Assessor explained that this cycle is not new but was not noticeable during the periods of severe decreases in value. Additionally, because we are all limited under Prop 117, the cycle may be more obvious than it would have been under the previous market value system.

We have begun making some changes to our data collection system to include all of the fire agencies dispatched out of the Prescott Regional Communications Center. This will allow us to start taking a look at Chino Valley's data in the same fashion as Central Yavapai. It will also provide us the ability to assist Prescott as they look for ways to adjust to the reduced funding that the Prescott City Council has mandated. We have already begun sharing maps and information with them based on the limited data we have for their jurisdiction.

Facilities Maintenance Coordinator Muniz continues to stay on top of the District's facilities needs which include asphalt replacement at the Central Arizona Regional Training Academy (CARTA) and planning for a roof replacement at Station 57. That roof is 15 years old and has been showing signs of age.

Fleet Services Manager Scaife recently visited the manufacturing plant in South Dakota where our new Type 1 engine has been built. The final inspection visit is part of the regular purchasing process for this type of equipment. For some reason these visits tend to fall in the winter. We are expecting delivery next month.



DIVISION REPORTS

REPORTED TO THE
CENTRAL YAVAPAI AND CHINO VALLEY FIRE DISTRICTS'
BOARD OF DIRECTORS

Training **By Training Chief Feddema**

As the weather becomes warmer, the focus of training also shifts toward wildland firefighting operations. We concluded the January/February quarterly training with no further injuries and transitioned into the March/April training which focuses on wildland firefighting. The training reviews firefighter safety, fire shelter deployment, and the set-up of portable sprinkler systems to protect a structure during a fire. This training is being held at the Prescott Fire Training Center which will help with the coverage challenges that the Prescott Fire Department is currently facing. This also opens the calendar at Central Yavapai Regional Training Academy (CYRTA) to be able to host other training events and meetings.

The Arizona Wildfire Academy which is hosted at the Emory Riddle Aeronautical University took place March 5-11. This is an excellent opportunity for our personnel to attend training that is at times difficult to locate. In one location there are firefighters from around the country taking courses together. This offers an excellent educational experience as well as a networking opportunity. We have numerous personnel from both Chino Valley and Central Yavapai Fire Districts that are taking courses, instructing courses, and participating in the management of the Wildfire Academy.

Other training that is being hosted at CYRTA this month will also be focusing on Wildland and All-Hazard operations. Through our partnership with the Yavapai County Emergency Management, we will be hosting a Planning Section Chief Course and a Finance/Administration Section Chief Course. These are week-long courses that bring a wide range of students to the area. We are also hosting a Live Fire Instructor Course through our partnership with the International Society of Fire Service Instructors (ISFSI). This course has filled to capacity and has brought firefighters from around the state into Prescott Valley. We continue to update the training opportunities offered at CYRTA and work toward marketing these courses around the state.



DIVISION REPORTS

REPORTED TO THE
CENTRAL YAVAPAI AND CHINO VALLEY FIRE DISTRICTS'
BOARD OF DIRECTORS

Response Report

By GIS | Records Management Specialist Freeman



Response Report - February 2016

Land Area: 162 sq. miles Population: 70,701 Fire Stations: 7 Staffed Stations

Responses in CYFD

TOTAL FIRE	8
BLDG FIRE	0
BLDG CONTAINED	3
MOBILE HOME/PORTABLE BLDG	2
VEHICLE	1
BRUSH/GRASS	2
OTHER	0

Fire is 1.21% of call volume

TOTAL EMS	459
-----------	-----

EMS is 69.34% of call volume

OVERPRESSURE	1
HAZMAT	9
SERVICE	100
GOOD INTENT	67
FALSE ALARM/OTHER	18

Other is 29.46% of call volume

TOTAL # OF CALLS	662
------------------	-----

Residential Fire Loss	\$30,100
Vehicle Fire Loss	\$1,000

Unit Responses

	In District	Total Responses
E50	110	116
E51	35	154
E53	138	138
E54	113	116
E57	10	13
E58	141	142
E59	117	121
T50	16	16

Request for service per agency at PRCC

	MONTH	YTD
PFD	667	1,282
CYFD	662	1,346
CVFD	210	426
GCFD	3	13
OD	5	7
WKFD	0	4
WVFD	2	13

Top 5 Call Types

432	EMS
46	Cancelled en Route
32	Assist Invalid
30	Public Service Assistance
17	Vehicle Accident w/Injuries

Calls in Town of Prescott Valley	444
Calls in Town of Dewey-Humboldt	32
Calls in rest of District	186
Calls out of District	1

Average total # of calls per day	22.83
Avg fire calls per day	0.28
Avg EMS calls per day	15.83
Avg all other calls per day	6.72

Auto Aid Given	114
Auto Aid Received	50
Mutual Aid Given	2
Mutual Aid Received	0

Station	Number of move-ups
50	64
51	47
53	8
54	0
57	1
58	3
59	2
TOTAL	125