

NOTICE OF MEETING

Pursuant to A.R.S. §38-431.02, notice is hereby given to the members of the **Central Yavapai Fire District Board of Directors** and the general public that the Central Yavapai Fire District will hold a meeting open to the public on **Tuesday, February 21, 2017 at 4:00 p.m. The meeting will be held at Central Arizona Fire and Medical Authority, Station 61, 1133 W. Road 3 North, Chino Valley, Arizona.** The Board may vote to go into Executive Session on any agenda item, pursuant to A.R.S. §38-431.03(A)(3) for discussion and consultation for legal advice with the District's Attorney on matters as set forth in the agenda item. The following topics and any variables thereto, will be subject to Board consideration, discussion, approval, or other action. All items are set for possible action.

AGENDA

1. CALL TO ORDER / ROLL CALL OF BOARD MEMBERS

2. PLEDGE OF ALLEGIANCE

3. CALL TO THE PUBLIC

Those wishing to address the Central Yavapai Fire District Board need not request permission in advance. However, we ask that you complete a Call To Public Form for the record. The Board is not permitted to discuss or take action on any item raised in the Call to the Public due to restrictions of the Open Meeting Law; however, individual Board members may be permitted to respond to criticism directed to them. Otherwise, the Board may direct the staff to review the matter or the matter may be placed on a future agenda. Individuals may be limited to speak for three (3) minutes with a total of 30 minutes allotted for Call to the Public per meeting.

4. CONSENT AGENDA

All matters listed under consent agenda are considered to be routine by the Central Yavapai Fire District Board and will be enacted by one motion. There will be no separate discussion on these items. If discussion is desired, that item will be removed from the consent agenda and will be considered separately for discussion and possible action.

A. Approve Regular Session Minutes - January 17, 2017

B. Approve Executive Session Minutes - January 17, 2017

C. Approve General Fund Financial Statements

D. Approve Bond Debt Service Financial Statements

E. Transfer January Revenues from Central Yavapai Fire District to Central Arizona Fire and Medical Authority in the Amount of \$384,430.29

5. NEW BUSINESS

A. Discussion Related to Prescott Regional Communication Center (PRCC) Tours

B. Discussion and Direction to Staff on Board Meeting Time Schedule

C. Discussion Regarding Funds Transfer and Overview of CAFMA

D. Budget Update

6. VOTE TO GO INTO EXECUTIVE SESSION

A. Legal Advice Pursuant to A.R.S. §38-431.03(A)(3) and Instruction to District Legal Counsel Pursuant to A.R.S. §38-431.03(A)(4) Re: Training Center Drainage

7. OLD BUSINESS

A. Discussion and Possible Action Related to Training Center Drainage Issue

8. ADJOURNMENT

~~~~~  
If any disabled person needs any type of accommodation, please notify  
Central Yavapai Fire District at (928) 772-7711 prior to the scheduled meeting time.



## MINUTES

**Central Arizona Fire and Medical Authority  
Central Yavapai Fire District Board of Directors  
Regular Session**

**Tuesday, January 17, 2017, 4:00 pm - 4:30 pm**

**Town of Prescott Valley - Library Auditorium - 7401 E Civic Circle - Prescott Valley -  
Arizona**

**In Attendance:**

Darlene Packard; Dave Tharp; Jeff Wasowicz; Laura Mowrer; Matt Zurcher; Nicolas  
Cornelius; Scott A Freitag; Susanne Dixon; Tom Steele; ViciLee Jacobs

### NOTICE OF MEETING

Pursuant to A.R.S. § 38-431.02, notice is hereby given to the members of the Central Yavapai Fire District Board of Directors and the general public that the Central Yavapai Fire District will hold a meeting open to the public on Tuesday, January 17, 2017 at 4:00 p.m. The meeting will be held at Town of Prescott Valley, Library Auditorium, 7401 E. Civic Circle, Prescott Valley, Arizona. The Board may vote to go into Executive Session on any agenda item, pursuant to A.R.S. §38-431.03(A)(3) for discussion and consultation for legal advice with the District's Attorney on matters as set forth in the agenda item. The following topics and any variables thereto, will be subject to Board consideration, discussion, approval, or other action. All items are set for possible action.

#### 1. CALL TO ORDER / ROLL CALL OF BOARD MEMBERS

**Board Chair Packard called the Central Yavapai Fire District (CYFD) Board of Director's regular session meeting to order on Tuesday, January 17, 2017 at 4:00 p.m. Board quorum present.**

#### 2. PLEDGE OF ALLEGIANCE

**Board Member Steele led the recitation of the Pledge of Allegiance.**

#### 3. CALL TO THE PUBLIC

Those wishing to address the Central Yavapai Fire District Board need not request permission in advance. However, we ask that you complete a Call To Public Form for the record. The Board is not permitted to discuss or take action on any item raised in the Call to the Public due to restrictions of the Open Meeting Law; however, individual Board members may be permitted to respond to criticism directed to them. Otherwise, the Board may direct the staff to review the matter or the matter may be placed on a future agenda. Individuals may be limited to speak for three (3) minutes with a total of 30 minutes allotted for Call to the Public per meeting.

**Board Chair Packard opened the meeting for public comments. There were no comments.**

#### 4. CONSENT AGENDA

All matters listed under consent agenda are considered to be routine by the Central Yavapai Fire District Board and will be enacted by one motion. There will be no separate discussion on these items. If discussion is desired, that item will be removed from the consent agenda and will be considered separately for discussion and possible action.

- A. Approve Regular Session Minutes - December 20, 2016
- B. Approve Executive Session Minutes - December 20, 2016
- C. Approve General Fund Financial Statements
- D. Approve Bond Debt Service Financial Statements

**Consent agenda item E was removed for discussion.**

**Motion to approve consent agenda items A, B, C, and D.**

Move: Jeff Wasowicz Second: Matt Zurcher Status: Passed

Yes: ViciLee Jacobs, Darlene Packard, Tom Steele, Jeff Wasowicz, Matt Zurcher

- E. Transfer December Revenues from Central Yavapai Fire District to Central Arizona Fire and Medical Authority in the Amount of \$930,168.49

**Item E was removed for discussion at Board Member Steele's request. He asked if this transfer is paying for salaries for a particular month for staffing fire stations and our percentage of management of CAFMA.**

**Chief Tharp explained the transfer is the sum of collected revenues from the Fire District. There are no direct line items for payroll or a percentage of administrative costs, etc. He stated that CAFMA as a whole operates in arrears, meaning that CAFMA has no money in the beginning of the year. Expenses are either paid with a line of credit or through reserve cash accounts until taxes are received from the Districts.**

**Chief Freitag explained that all employees are CAFMA employees; there are no longer Central Yavapai and Chino Valley Fire District employees.**

**Board Member Jacobs voiced concern regarding commingled tax revenue.**

**Chief Freitag provided a brief explanation of the structure of CAFMA and the intent of the two district participating in CAFMA. He stated that the individual Boards have approved the budget line items and the accounts are blended to pay the expenses.**

**Board Member Jacobs asked if an item could be added to next month's agenda to discuss this further. Chief Freitag said it could be added to the February agenda.**

**Motion to approve Item E under consent agenda.**

Move: Matt Zurcher Second: Jeff Wasowicz Status: Passed

Yes: ViciLee Jacobs, Darlene Packard, Tom Steele, Jeff Wasowicz, Matt Zurcher

## 5. NEW BUSINESS

- A. Discussion of CAFMA FY 2017-2018 Budget Development Schedule

**Chief Freitag stated that each Board will discuss the schedule, and the Central Arizona Fire and Medical Authority (CAFMA) Board will provide direction to Staff.**

**Chief Tharp explained that we will have the final assessed values from Yavapai County in February and Staff will provide an update at the Board meeting. There**

will be a joint meeting in April for all Board members. The respective Boards will approve the tentative budget in May. The tentative budgets will be posted prior to the final approval in June.

Board Member Jacobs asked about the base budget submittal deadline. Chief Tharp explained that the base budget is primarily directed to staff; however, if Board Members have suggestions; please submit them. The key meeting will be in April for Board members. The times listed on the schedule for Board meetings will be changed from 1400 to 1600 hours (4:00 p.m.).

**B. Discussion Regarding FY 2016 Audit Findings and Reports**

Chief Tharp stated that the auditors presented the Fiscal Year 2016 audit at the December meeting. The audit was included in this Board packet. Chief Tharp encouraged Board Members to review the Management's Discussion and Analysis as it provides history and overview of the audit. He explained that the audit was good, and he provided explanations regarding the financial position of the District including: the General Fund, Capital Reserve, Bond Debt Service Fund, Reserve Pension Fund, Public Safety Pension Retirement System (PSPRS), assets, etc. He explained that about \$6.5 mil was transferred to CAFMA Capital Reserve Fund, and there was about a \$800,000 savings when bonds were refinanced. We may be able to refinance bonds in a couple years for additional savings. Chief Tharp explained that CYFD's PSPRS net pension liability is about \$25 mil; the total combining Chino Valley's liability is about \$30 mil. Furthermore, we are doing all we can; there are costs that we cannot control.

Chief Tharp informed that Board that he would be willing to meet with Board Members if anyone wanted additional information.

Chief Freitag explained that combining Chino and CYFD into CAFMA allowed us to decrease the pension liability.

**C. Discussion and Possible Approval to Retain \$100,000 from CAFMA Distribution for CYFD Legal Expenses Specific to ACE Distribution Lawsuit**

Attorney Cornelius explained that CYFD brought suit against ACE and their subcontractors regarding the Central Yavapai Regional Training Center drainage issue. We had estimated the cost of resolving this issue; however, it is now a litigation matter. The current expenditures are about \$30,000 for outside counsel and experts for the first six months of this fiscal year. We need to make a budget adjustment due to the additional expenditures expected with litigation. Attorney Cornelius does not believe the expenditures will be \$100,000.

Board Member Wasowicz asked if we would recoup expenditures. Attorney Cornelius believes that CYFD will be made whole.

Chief Tharp explained that we are expending more than what was budgeted as we were planning on settling the suit; the other parties chose litigation. He explained this is a liability against CYFD. CAFMA may need to use contingency funds to pay CAFMA bills due to not receiving the full disbursement amount from CYFD.

**Motion to approve the retention of \$100,000 from the audited transfer of the CYFD General Fund to CAFMA.**

Move: Tom Steele Second: Matt Zurcher Status: Passed

6. VOTE TO GO INTO EXECUTIVE SESSION

**Motion to go into executive session.**

Move: Matt Zurcher Second: Jeff Wasowicz Status: Passed

Yes: ViciLee Jacobs, Darlene Packard, Tom Steele, Jeff Wasowicz, Matt Zurcher

- A. Legal Advice Pursuant to A.R.S. §38-431.03(A)(3) and Instruction to District Legal Counsel Pursuant to A.R.S. §38-431.03(A)(4) Re: Training Center Drainage

**Board Chair Packard recessed public session to go into executive session at 4:54 p.m.**

**Board Chair Packard reconvened the public session at 5:12 p.m.**

7. OLD BUSINESS

- A. Discussion and Possible Action Related to Training Center Drainage Issues

**No discussion.**

8. ADJOURNMENT

**Motion to adjourn at 5:13 p.m.**

Move: ViciLee Jacobs Second: Tom Steele Status: Passed

Yes: ViciLee Jacobs, Darlene Packard, Tom Steele, Jeff Wasowicz, Matt Zurcher

DRAFT

\_\_\_\_\_  
Clerk

\_\_\_\_\_  
Date

The Central Yavapai Fire District Board of Directors have reviewed and approved the following financial documents to include Income Statements, Balance Sheets, and Bank Reconciliations with supporting documents, Revenue and Expenditure Graphs, and Cash Flow Projections in compliance with A.R.S. § 48-805, 807.

CYFD General Fund

CYFD Bond Debt Service

|                        |       |
|------------------------|-------|
| _____                  | _____ |
| Fire Board Chairperson | Date  |

|                  |       |
|------------------|-------|
| _____            | _____ |
| Fire Board Clerk | Date  |

2/6/17  
1:08:05 PM

**CENTRAL YAVAPAI FIRE DISTRICT**  
Income Statement  
(Original Budget to Actual Comparison)  
For the period of 1/1/2017 Through 1/31/2017

|                                      | Account   | Actual                | Current Period<br>Budget | Variance              | %            | Actual                  | Year To Date<br>Budget | Variance                | %              |
|--------------------------------------|-----------|-----------------------|--------------------------|-----------------------|--------------|-------------------------|------------------------|-------------------------|----------------|
| <b><u>Revenues</u></b>               |           |                       |                          |                       |              |                         |                        |                         |                |
| Real Estate Tax                      | 400000000 | \$360,479.42          | \$0.00                   | \$360,479.42          | 0.0%         | \$8,685,284.38          | \$14,116,233.00        | \$(5,430,948.62)        | (38.5)%        |
| Personal Property Tax                | 410000000 | 8,095.79              | 0.00                     | 8,095.79              | 0.0          | 190,257.11              | 0.00                   | 190,257.11              | 0.0            |
| Fire District Assistance Tax         | 420000000 | 11,762.32             | 0.00                     | 11,762.32             | 0.0          | 209,176.38              | 313,900.00             | (104,723.62)            | (33.4)         |
| Cell Tower Lease Revenue             | 477500000 | 0.00                  | 0.00                     | 0.00                  | 0.0          | 2,687.50                | 38,000.00              | (35,312.50)             | (92.9)         |
| State of AZ/Off-District Fires       | 480000000 | 0.00                  | 0.00                     | 0.00                  | 0.0          | 24,910.70               | 0.00                   | 24,910.70               | 0.0            |
| Interest Income-General Fund         | 490000000 | 4,092.76              | 0.00                     | 4,092.76              | 0.0          | 11,009.75               | 0.00                   | 11,009.75               | 0.0            |
| Interest Income-Cap Rsv Fund         | 490100000 | 6.04                  | 0.00                     | 6.04                  | 0.0          | 2,760.22                | 0.00                   | 2,760.22                | 0.0            |
| Misc. Income                         | 510000000 | 0.00                  | 0.00                     | 0.00                  | 0.0          | 155.91                  | 0.00                   | 155.91                  | 0.0            |
| Communications Contracting Revenue   | 514041000 | 0.00                  | 0.00                     | 0.00                  | 0.0          | 21,815.34               | 0.00                   | 21,815.34               | 0.0            |
| Donations                            | 540000000 | 0.00                  | 0.00                     | 0.00                  | 0.0          | 5,000.00                | 0.00                   | 5,000.00                | 0.0            |
| Grant-FEMA-SAFER                     | 543050005 | 0.00                  | 0.00                     | 0.00                  | 0.0          | 0.00                    | 65,000.00              | (65,000.00)             | (100.0)        |
| Warehouse Purchasing Group           | 570000000 | 0.00                  | 0.00                     | 0.00                  | 0.0          | 1,403.67                | 0.00                   | 1,403.67                | 0.0            |
| <b>Net Revenues</b>                  |           | <b>\$384,436.33</b>   | <b>\$0.00</b>            | <b>\$384,436.33</b>   | <b>0.0 %</b> | <b>\$9,154,460.96</b>   | <b>\$14,533,133.00</b> | <b>\$(5,378,672.04)</b> | <b>(37.0)%</b> |
| <b><u>Personnel Expenses</u></b>     |           |                       |                          |                       |              |                         |                        |                         |                |
| SWAT Response / Coverage             | 611030250 | \$0.00                | \$0.00                   | \$0.00                | 0.0%         | \$(2,142.71)            | \$0.00                 | \$2,142.71              | 0.0%           |
| Fire Authority Funding               | 670010000 | 930,168.49            | 0.00                     | (930,168.49)          | 0.0          | 15,315,385.73           | 14,449,633.00          | (865,752.73)            | (6.0)          |
| <b>Total Personnel Expenses</b>      |           | <b>\$930,168.49</b>   | <b>\$0.00</b>            | <b>\$(930,168.49)</b> | <b>0.0 %</b> | <b>\$15,313,243.02</b>  | <b>\$14,449,633.00</b> | <b>\$(863,610.02)</b>   | <b>(6.0)%</b>  |
| <b><u>Supply Expenses</u></b>        |           |                       |                          |                       |              |                         |                        |                         |                |
| Radio/Pager Maintenance              | 628041000 | \$0.00                | \$0.00                   | \$0.00                | 0.0%         | \$216.43                | \$0.00                 | \$(216.43)              | 0.0%           |
| <b>Total Supply Expenses</b>         |           | <b>\$0.00</b>         | <b>\$0.00</b>            | <b>\$0.00</b>         | <b>0.0 %</b> | <b>\$216.43</b>         | <b>\$0.00</b>          | <b>\$(216.43)</b>       | <b>0.0 %</b>   |
| <b><u>Service Expenses</u></b>       |           |                       |                          |                       |              |                         |                        |                         |                |
| Audit & Accounting                   | 640010000 | \$1,238.81            | \$0.00                   | \$(1,238.81)          | 0.0%         | \$12,494.05             | \$2,000.00             | \$(10,494.05)           | (524.7)%       |
| Other Prof Services/Admin            | 640510000 | 0.00                  | 0.00                     | 0.00                  | 0.0          | 62,896.65               | 75,500.00              | 12,603.35               | 16.7           |
| Legal Services - Routine             | 641010000 | 0.00                  | 0.00                     | 0.00                  | 0.0          | 3,703.29                | 5,000.00               | 1,296.71                | 25.9           |
| Legal Services - Non-Routine         | 641010600 | 612.50                | 0.00                     | (612.50)              | 0.0          | 28,225.20               | 0.00                   | (28,225.20)             | 0.0            |
| Fire Board Expenses                  | 644110000 | 0.00                  | 0.00                     | 0.00                  | 0.0          | 67.72                   | 1,000.00               | 932.28                  | 93.2           |
| Misc/Admin                           | 661010000 | 0.00                  | 0.00                     | 0.00                  | 0.0          | 3,092.25                | 0.00                   | (3,092.25)              | 0.0            |
| <b>Total Service Expenses</b>        |           | <b>\$1,851.31</b>     | <b>\$0.00</b>            | <b>\$(1,851.31)</b>   | <b>0.0 %</b> | <b>\$110,479.16</b>     | <b>\$83,500.00</b>     | <b>\$(26,979.16)</b>    | <b>(32.3)%</b> |
| <b>Total Expenses</b>                |           | <b>\$932,019.80</b>   |                          | <b>\$(932,019.80)</b> |              | <b>\$15,423,938.61</b>  | <b>\$14,533,133.00</b> | <b>\$(890,805.61)</b>   | <b>(6.1)%</b>  |
| <b>Income (Loss) from Operations</b> |           | <b>\$(547,583.47)</b> | <b>\$0.00</b>            | <b>\$(547,583.47)</b> | <b>0.0%</b>  | <b>\$(6,269,477.65)</b> | <b>\$0.00</b>          | <b>\$(6,269,477.65)</b> | <b>0.0%</b>    |
| <b><u>Contingency</u></b>            |           |                       |                          |                       |              |                         |                        |                         |                |
| Funded Contingency/Admin             | 780010000 | \$0.00                | \$0.00                   | \$0.00                | 0.0%         | \$0.00                  | \$(20,000.00)          | \$20,000.00             | 100.0%         |
| <b>Total Contingency</b>             |           | <b>\$0.00</b>         | <b>\$0.00</b>            | <b>\$0.00</b>         | <b>0.0 %</b> | <b>\$0.00</b>           | <b>\$(20,000.00)</b>   | <b>\$20,000.00</b>      | <b>100.0 %</b> |

2/6/17  
1:08:05 PM

**CENTRAL YAVAPAI FIRE DISTRICT**  
Income Statement  
(Original Budget to Actual Comparison)  
For the period of 1/1/2017 Through 1/31/2017

| Account           | Current Period        |               |                       |             | Year To Date            |                      |                         |                   |
|-------------------|-----------------------|---------------|-----------------------|-------------|-------------------------|----------------------|-------------------------|-------------------|
|                   | Actual                | Budget        | Variance              | %           | Actual                  | Budget               | Variance                | %                 |
| Net Income (Loss) | <u>\$(547,583.47)</u> | <u>\$0.00</u> | <u>\$(547,583.47)</u> | <u>0.0%</u> | <u>\$(6,269,477.65)</u> | <u>\$(20,000.00)</u> | <u>\$(6,249,477.65)</u> | <u>(31247.4)%</u> |



2/6/17  
1:07:30 PM

CENTRAL YAVAPAI FIRE DISTRICT

Balance Sheet

As of 1/31/2017

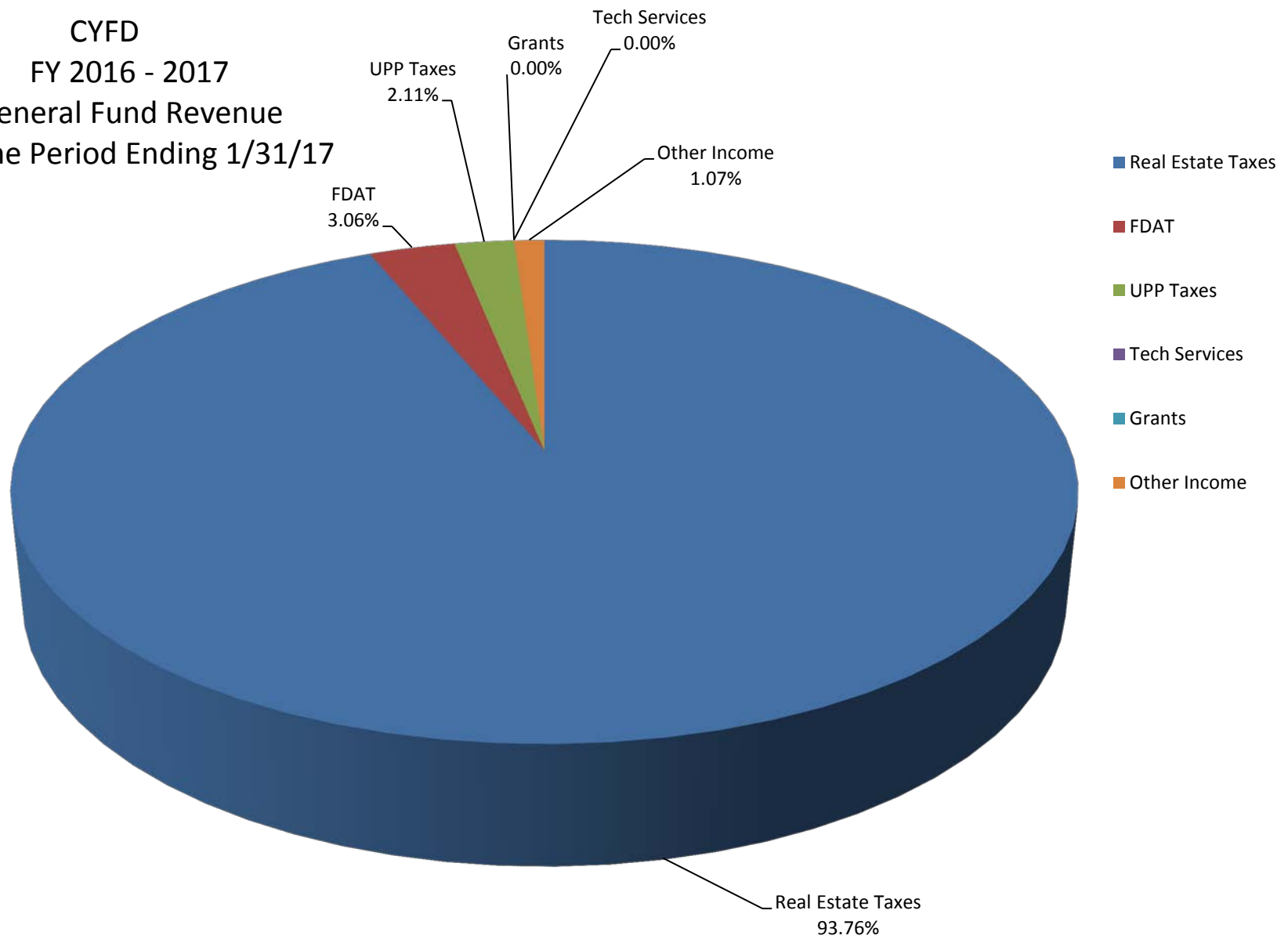
Account: (1100) Not Defined

Assets

Current Assets

|                                         |                |                       |
|-----------------------------------------|----------------|-----------------------|
| Cash with Yavapai County                | \$2,377,688.38 |                       |
| Total Current Assets                    |                | \$2,377,688.38        |
| <b>Total Assets</b>                     |                | <b>\$2,377,688.38</b> |
| <b>Total Liabilities and Net Assets</b> |                | <b>\$0.00</b>         |

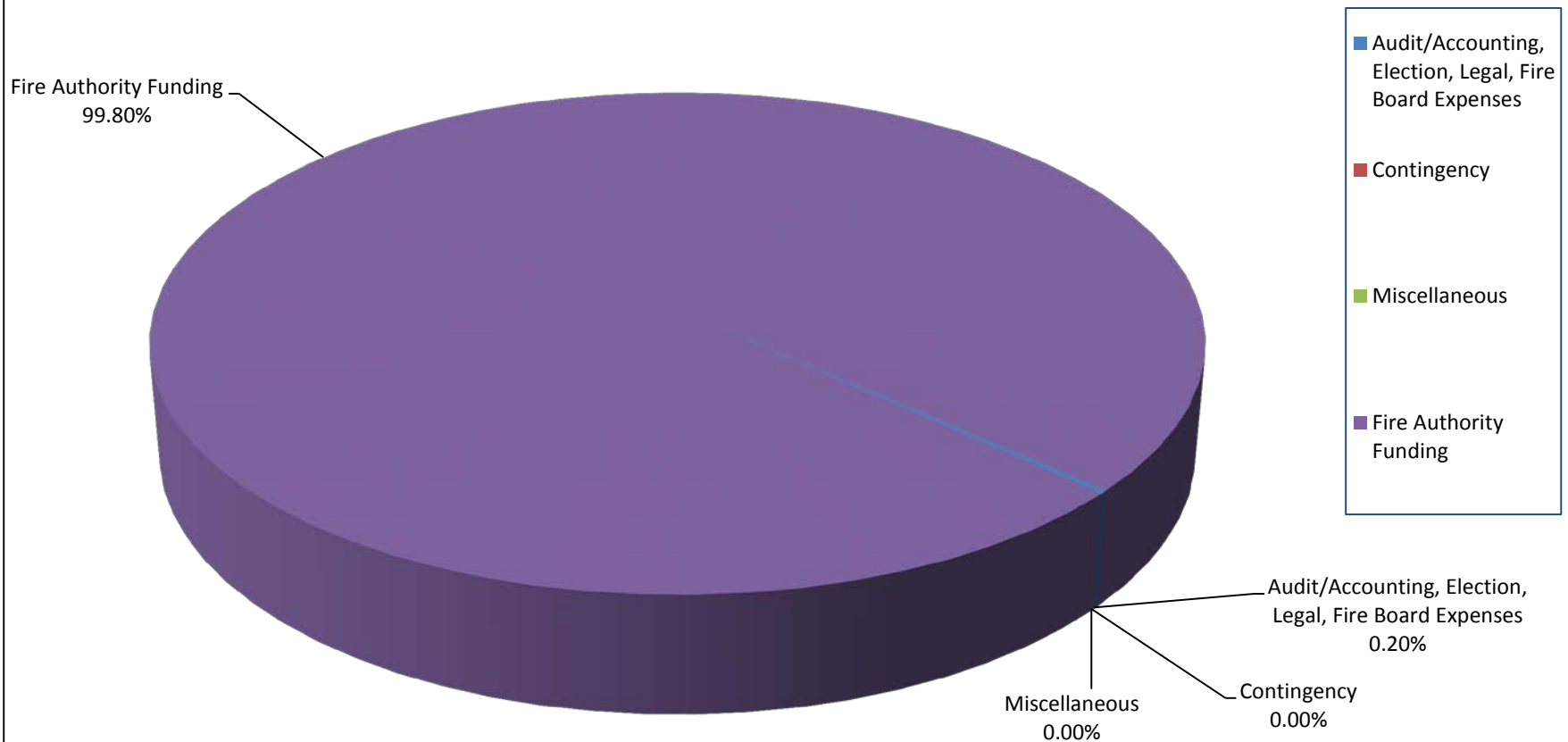
CYFD  
FY 2016 - 2017  
General Fund Revenue  
For the Period Ending 1/31/17



**CENTRAL YAVAPAI FIRE DISTRICT****REVENUE**

|                   | Current<br>Month Revenue | YTD<br>Budget |        |
|-------------------|--------------------------|---------------|--------|
| Real Estate Taxes | \$ 360,479               | \$ 14,116,233 | 93.77  |
| FDAT              | \$ 11,762                | \$ 313,900    | 3.06   |
| UPP Taxes         | \$ 8,096                 | \$ -          | 2.11   |
| Tech Services     | \$ -                     | \$ 38,000     | 0.00   |
| Grants            | \$ -                     | \$ 65,000     | 0.00   |
| Other Income      | \$ 4,099                 | \$ -          | 1.07   |
|                   | \$ 384,436               | \$ 14,533,133 | 100.01 |

CYFD  
FY 2016 - 2017  
General Fund Expenditures  
For the Period Ending 1/31/17



**CENTRAL YAVAPAI FIRE DISTRICT****EXPENSES**

| Current Month<br>Actual                                      |            | YTD Budget    |  |        |
|--------------------------------------------------------------|------------|---------------|--|--------|
| Audit/Accounting,<br>Election, Legal, Fire<br>Board Expenses | \$ 1,851   | \$ 83,500     |  | 0.20   |
| Contingency                                                  | \$ -       | \$ -          |  | 0.00   |
| Miscellaneous                                                | \$ -       |               |  | 0.00   |
| Fire Authority<br>Funding                                    | \$ 930,168 | \$ 14,449,633 |  | 99.80  |
|                                                              | \$ 932,020 | \$ 14,533,133 |  | 100.00 |

**Central Yavapai Fire District**  
**General Fund Tax Collection Information**

|             | FY 04-05    | FY 05-06    | FY 06-07    | FY 07-08     | FY 08-09     | FY 09-10     | FY 10-11     | FY 11-12     | FY 12-13     | FY 13-14     | FY 14-15     | FY 15-16     | FY 16-17     |
|-------------|-------------|-------------|-------------|--------------|--------------|--------------|--------------|--------------|--------------|--------------|--------------|--------------|--------------|
| Total Levy  | \$6,913,768 | \$8,081,850 | \$9,436,030 | \$11,846,174 | \$13,463,373 | \$13,408,327 | \$13,409,077 | \$12,030,906 | \$11,565,704 | \$11,463,180 | \$12,355,859 | \$13,284,318 | \$14,116,233 |
| Month       | Collected   | Collected   | Collected   | Collected    | Collected    | Collected    | Collected    | Collected    | Collected    | Collected    | Collected    | Collected    | Collected    |
| July        | \$90,827    | \$96,915    | \$83,783    | \$87,156     | \$110,039    | \$132,171    | \$160,816    | \$97,118     | \$98,218     | \$49,130     | \$52,496     | \$78,757     | \$50,468     |
| %           | 1.8561%     | 1.9390%     | 1.1706%     | 1.3917%      | 0.8173%      | 0.986%       | 1.199%       | 0.807%       | 0.849%       | 0.429%       | 0.425%       | 0.593%       | 0.358%       |
| % To Date   | 1.8561%     | 1.9390%     | 1.1706%     | 1.3917%      | 0.8173%      | 0.9857%      | 1.1993%      | 0.8072%      | 0.8492%      | 0.4286%      | 0.4249%      | 0.5929%      | 0.3575%      |
| August      | \$19,394    | \$33,539    | \$29,902    | \$29,493     | \$43,363     | \$54,230     | \$67,211     | \$67,725     | \$53,505     | \$31,390     | \$16,334     | \$33,291     | \$26,519     |
| %           | 0.8204%     | 0.4024%     | 0.3082%     | 0.3634%      | 0.3221%      | 0.404%       | 0.501%       | 0.563%       | 0.463%       | 0.274%       | 0.132%       | 0.251%       | 0.188%       |
| % To Date   | 2.6765%     | 2.3414%     | 1.4788%     | 1.7551%      | 1.1394%      | 1.3902%      | 1.7005%      | 1.3702%      | 1.3118%      | 0.7024%      | 0.5571%      | 0.8435%      | 0.5454%      |
| September   | \$539,210   | \$70,431    | \$177,924   | \$43,626     | \$107,451    | \$54,153     | \$117,450    | \$77,250     | \$838,823    | \$648,107    | \$1,095,501  | \$1,245,953  | \$789,429    |
| %           | 0.6101%     | 1.9306%     | 3.9653%     | 0.4126%      | 0.7981%      | 0.404%       | 0.876%       | 0.642%       | 7.253%       | 5.654%       | 8.866%       | 9.379%       | 5.592%       |
| % To Date   | 3.2866%     | 4.2720%     | 5.4441%     | 2.1677%      | 1.9375%      | 1.7941%      | 2.5764%      | 2.0123%      | 8.5645%      | 6.3562%      | 9.4233%      | 10.2226%     | 6.1377%      |
| October     | \$1,927,176 | \$2,875,353 | \$3,215,840 | \$4,532,443  | \$5,218,751  | \$4,889,830  | \$4,830,888  | \$3,857,770  | \$4,051,242  | \$3,652,128  | \$4,537,288  | \$4,753,774  | \$3,589,494  |
| %           | 29.4660%    | 34.7343%    | 32.5873%    | 37.6731%     | 38.763%      | 36.469%      | 36.027%      | 32.065%      | 35.028%      | 31.860%      | 36.722%      | 35.785%      | 25.428%      |
| % To Date   | 32.7526%    | 39.0064%    | 38.0313%    | 39.8408%     | 40.7001%     | 38.2627%     | 38.6034%     | 34.0777%     | 43.5926%     | 38.2159%     | 46.1451%     | 46.0074%     | 31.5659%     |
| November    | \$1,286,650 | \$1,314,493 | \$1,569,999 | \$1,445,614  | \$1,464,437  | \$1,810,813  | \$1,771,286  | \$2,173,940  | \$1,136,001  | \$1,662,046  | \$776,001    | \$1,053,509  | \$3,154,358  |
| %           | 23.1259%    | 17.1466%    | 17.5005%    | 16.1786%     | 10.877%      | 13.505%      | 13.210%      | 18.070%      | 9.822%       | 14.499%      | 6.280%       | 7.930%       | 22.346%      |
| % To Date   | 55.8785%    | 56.1530%    | 55.5318%    | 56.0194%     | 51.5773%     | 51.7678%     | 51.8130%     | 52.1474%     | 53.4147%     | 52.7149%     | 52.4255%     | 53.9379%     | 53.9115%     |
| December    | \$196,952   | \$436,441   | \$487,646   | \$518,402    | \$653,937    | \$804,068    | \$703,572    | \$598,094    | \$657,523    | \$682,390    | \$822,849    | \$847,617    | \$896,697    |
| %           | 2.8328%     | 2.8396%     | 2.8162%     | 3.2900%      | 4.8572%      | 5.9968%      | 5.2470%      | 4.9713%      | 5.6851%      | 5.9529%      | 6.6596%      | 6.3806%      | 6.3522%      |
| % To Date   | 58.7113%    | 58.9926%    | 58.3480%    | 59.3094%     | 56.4344%     | 57.7646%     | 57.0600%     | 57.1187%     | 59.0998%     | 58.6678%     | 59.0851%     | 60.3185%     | 60.2637%     |
| January     | \$144,098   | \$182,929   | \$233,164   | \$418,982    | \$429,557    | \$418,693    | \$440,523    | \$471,527    | \$316,971    | \$345,369    | \$323,603    | \$302,609    | \$368,574    |
| %           | 2.5007%     | 2.0818%     | 1.4652%     | 1.4671%      | 3.1906%      | 3.1226%      | 3.2853%      | 3.9193%      | 2.7406%      | 3.0129%      | 2.6190%      | 2.2779%      | 2.6110%      |
| % To Date   | 61.2120%    | 61.0744%    | 59.8132%    | 60.7765%     | 59.6250%     | 60.8872%     | 60.3453%     | 61.0380%     | 61.8405%     | 61.6806%     | 61.7041%     | 62.5964%     | 62.8747%     |
| February    | \$97,852    | \$263,264   | \$278,975   | \$364,994    | \$418,260    | \$491,337    | \$579,652    | \$452,569    | \$404,624    | \$354,364    | \$337,873    | \$351,342    | \$0          |
| %           | 2.5771%     | 1.7459%     | 1.8239%     | 1.6772%      | 3.1067%      | 3.6644%      | 4.3228%      | 3.7617%      | 3.4985%      | 3.0913%      | 2.7345%      | 2.6448%      | 0.0000%      |
| % To Date   | 63.7891%    | 62.8203%    | 61.6371%    | 62.4537%     | 62.7317%     | 64.5516%     | 64.6681%     | 64.7997%     | 65.3389%     | 64.7719%     | 64.4386%     | 65.2412%     | 62.8747%     |
| March       | \$154,631   | \$371,324   | \$361,669   | \$535,404    | \$589,848    | \$622,420    | \$585,713    | \$469,035    | \$388,803    | \$444,942    | \$486,368    | \$526,700    | \$0          |
| %           | 2.2141%     | 2.0772%     | 2.2658%     | 2.2945%      | 4.3811%      | 4.6420%      | 4.3680%      | 3.8986%      | 3.3617%      | 3.8815%      | 3.9363%      | 3.9648%      | 0.0000%      |
| % To Date   | 66.0032%    | 64.8975%    | 63.9029%    | 64.7482%     | 67.1128%     | 69.1937%     | 69.0361%     | 68.6983%     | 68.7006%     | 68.6534%     | 68.3749%     | 69.2061%     | 62.8747%     |
| April       | \$1,458,917 | \$1,771,951 | \$2,150,211 | \$2,612,277  | \$3,055,585  | \$3,015,293  | \$3,016,004  | \$2,866,023  | \$2,744,532  | \$2,658,334  | \$3,204,400  | \$3,444,316  | \$0          |
| %           | 21.1757%    | 18.1462%    | 21.9855%    | 18.9281%     | 22.6955%     | 22.4882%     | 22.4923%     | 23.8222%     | 23.7299%     | 23.1902%     | 25.9343%     | 25.9277%     | 0.0000%      |
| % To Date   | 87.1789%    | 83.0437%    | 85.8884%    | 83.6763%     | 89.8083%     | 91.6819%     | 91.5284%     | 92.5205%     | 92.4305%     | 91.8436%     | 94.3092%     | 95.1337%     | 62.8747%     |
| May         | \$831,445   | \$488,790   | \$577,825   | \$793,414    | \$879,374    | \$916,959    | \$947,777    | \$798,148    | \$740,157    | \$716,914    | \$380,081    | \$416,552    | \$0          |
| %           | 11.3797%    | 14.9929%    | 10.8976%    | 14.6802%     | 6.5316%      | 6.8387%      | 7.0682%      | 6.6341%      | 6.3996%      | 6.2541%      | 3.0761%      | 3.1357%      | 0.0000%      |
| % To Date   | 98.5586%    | 98.0365%    | 96.7860%    | 98.3565%     | 96.3399%     | 98.5206%     | 98.5966%     | 99.1546%     | 98.8301%     | 98.0977%     | 97.3853%     | 98.2694%     | 62.8747%     |
| June        | \$114,278   | \$116,499   | \$159,436   | \$136,155    | \$145,703    | \$170,884    | \$174,933    | \$177,193    | \$161,596    | \$161,606    | \$181,986    | \$200,523    | \$0          |
| %           | 0.9877%     | 1.7911%     | 2.0166%     | 1.3217%      | 1.0822%      | 1.2745%      | 1.3046%      | 1.4728%      | 1.3972%      | 1.4098%      | 1.4729%      | 1.5095%      | 0.0000%      |
| % To Date   | 99.5463%    | 99.8277%    | 98.8026%    | 99.6782%     | 97.4221%     | 99.7951%     | 99.9012%     | 100.6274%    | 100.2273%    | 99.5075%     | 98.8582%     | 99.7789%     | 62.8747%     |
| TOTALS      | \$6,310,280 | \$7,110,845 | \$8,354,861 | \$10,038,188 | \$13,116,306 | \$13,380,852 | \$13,395,823 | \$12,106,390 | \$11,591,996 | \$11,406,720 | \$12,214,780 | \$13,254,943 | \$8,875,540  |
| Delinquency | 0.4537%     | 0.1723%     | 1.1974%     | 0.3218%      | 2.5779%      | 0.2049%      | 0.0988%      | -0.6274%     | -0.2273%     | 0.4925%      | 1.1418%      | 0.2211%      | 37.1253%     |

**Central Yavapai Fire District  
FDAT Collection Information**

|             | FY 04-05  | FY 05-06  | FY 06-07  | FY 07-08  | FY 08-09  | FY 09-10  | FY 10-11  | FY 11-12  | FY 12-13  | FY 13-14  | FY 14-15  | FY 15-16  | FY 16-17  |
|-------------|-----------|-----------|-----------|-----------|-----------|-----------|-----------|-----------|-----------|-----------|-----------|-----------|-----------|
| Total Levy  | \$300,000 | \$300,000 | \$300,000 | \$300,000 | \$300,000 | \$300,000 | \$300,000 | \$300,000 | \$338,000 | \$309,352 | \$313,900 | \$313,900 | \$313,900 |
| Month       | Collected | Collected | Collected | Collected | Collected | Collected | Collected | Collected | Collected | Collected | Collected | Collected | Collected |
| July        | \$4,703   | \$4,168   | \$2,975   | \$2,464   | \$1,301   | \$3,143   | \$3,697   | \$2,595   | \$3,064   | \$1,979   | \$1,836   | \$2,501   | \$1,423   |
| %           | 2.1203%   | -0.8239%  | 5.0433%   | 2.0287%   | 0.4338%   | 1.048%    | 1.232%    | 0.865%    | 0.907%    | 0.640%    | 0.585%    | 0.797%    | 0.453%    |
| % To Date   | 2.1203%   | -0.8239%  | 5.0433%   | 2.0287%   | 0.4338%   | 1.0476%   | 1.2324%   | 0.8651%   | 0.9066%   | 0.6398%   | 0.5848%   | 0.7966%   | 0.4533%   |
| August      | \$1,604   | \$1,731   | \$1,333   | \$1,258   | \$1,226   | \$1,248   | \$1,915   | \$1,736   | \$1,536   | \$902     | \$823     | \$1,456   | \$661     |
| %           | 1.0461%   | 0.6483%   | 0.4096%   | 0.4382%   | 0.4085%   | 0.416%    | 0.638%    | 0.579%    | 0.455%    | 0.291%    | 0.262%    | 0.464%    | 0.211%    |
| % To Date   | 3.1664%   | -0.1756%  | 5.4529%   | 2.4669%   | 0.8423%   | 1.4636%   | 1.8709%   | 1.4439%   | 1.3611%   | 0.9312%   | 0.8471%   | 1.2606%   | 0.6638%   |
| September   | \$21,474  | \$1,724   | \$2,051   | \$868     | \$1,745   | \$1,257   | \$2,388   | \$1,448   | \$19,621  | \$15,016  | \$25,478  | \$26,332  | \$8,777   |
| %           | 0.5869%   | 0.9866%   | 0.0000%   | 0.3293%   | 0.582%    | 0.419%    | 0.796%    | 0.483%    | 5.805%    | 4.854%    | 8.117%    | 8.389%    | 2.796%    |
| % To Date   | 3.7533%   | 0.8109%   | 5.4529%   | 2.7962%   | 1.4240%   | 1.8825%   | 2.6670%   | 1.9266%   | 7.1662%   | 5.7853%   | 8.9637%   | 9.6492%   | 3.4600%   |
| October     | \$82,848  | \$96,135  | \$102,106 | \$97,685  | \$101,806 | \$99,555  | \$96,016  | \$93,006  | \$101,218 | \$95,055  | \$78,715  | \$97,909  | \$86,411  |
| %           | 28.7499%  | 29.9224%  | 26.7685%  | 33.8371%  | 33.9354%  | 33.185%   | 32.005%   | 31.002%   | 29.946%   | 30.727%   | 25.076%   | 31.191%   | 27.528%   |
| % To Date   | 32.5032%  | 30.7333%  | 32.2214%  | 36.6333%  | 35.3594%  | 35.0674%  | 34.6725%  | 32.9286%  | 37.1125%  | 36.5125%  | 34.0402%  | 40.8405%  | 30.9882%  |
| November    | \$62,790  | \$59,803  | \$55,973  | \$56,540  | \$50,916  | \$52,928  | \$50,646  | \$59,997  | \$53,327  | \$50,582  | \$58,108  | \$43,410  | \$75,219  |
| %           | 26.5042%  | 22.8299%  | 24.3841%  | 20.2237%  | 16.9722%  | 17.6426%  | 16.8819%  | 19.9989%  | 15.7772%  | 16.3508%  | 18.5116%  | 13.8292%  | 23.9628%  |
| % To Date   | 59.0074%  | 53.5633%  | 56.6055%  | 56.8570%  | 52.3315%  | 52.7100%  | 51.5544%  | 52.9274%  | 52.8897%  | 52.8633%  | 52.5518%  | 54.6697%  | 54.9510%  |
| December    | \$8,615   | \$18,356  | \$14,523  | \$14,149  | \$14,552  | \$17,550  | \$19,555  | \$15,865  | \$18,751  | \$17,866  | \$19,303  | \$20,201  | \$24,923  |
| %           | 2.6880%   | 3.1634%   | 3.0781%   | 3.4052%   | 4.8505%   | 5.8501%   | 6.5184%   | 5.2883%   | 5.5476%   | 5.7753%   | 6.1494%   | 6.4354%   | 7.9398%   |
| % To Date   | 61.6954%  | 56.7267%  | 59.6835%  | 60.2621%  | 57.1821%  | 58.5602%  | 58.0728%  | 58.2157%  | 58.4373%  | 58.6386%  | 58.7012%  | 61.1051%  | 62.8908%  |
| January     | \$8,021   | \$9,532   | \$9,359   | \$12,416  | \$11,850  | \$12,187  | \$11,920  | \$12,904  | \$12,073  | \$20,052  | \$11,243  | \$10,565  | \$11,762  |
| %           | 3.2227%   | 2.4080%   | 2.3099%   | 2.0084%   | 3.9501%   | 4.0624%   | 3.9733%   | 4.3013%   | 3.5719%   | 6.4819%   | 3.5817%   | 3.3658%   | 3.7471%   |
| % To Date   | 64.9180%  | 59.1347%  | 61.9934%  | 62.2705%  | 61.1321%  | 62.6225%  | 62.0461%  | 62.5170%  | 62.0092%  | 65.1205%  | 62.2829%  | 64.4709%  | 66.6378%  |
| February    | \$4,527   | \$7,787   | \$9,793   | \$10,562  | \$9,794   | \$11,387  | \$10,332  | \$10,894  | \$11,450  | \$8,863   | \$7,979   | \$7,946   | \$0       |
| %           | 2.8210%   | 1.9308%   | 1.8404%   | 2.4433%   | 3.265%    | 3.796%    | 3.444%    | 3.631%    | 3.388%    | 2.865%    | 2.542%    | 2.531%    | 0.000%    |
| % To Date   | 67.7390%  | 61.0655%  | 63.8338%  | 64.7138%  | 64.3968%  | 66.4183%  | 65.4902%  | 66.1482%  | 65.3968%  | 67.9857%  | 64.8248%  | 67.0023%  | 66.6378%  |
| March       | \$5,620   | \$16,226  | \$12,337  | \$12,305  | \$12,699  | \$13,595  | \$14,808  | \$12,280  | \$11,003  | \$10,149  | \$12,656  | \$12,018  | \$0       |
| %           | 2.2914%   | 1.4983%   | 1.9114%   | 2.0156%   | 4.2329%   | 4.5315%   | 4.9361%   | 4.0932%   | 3.2554%   | 3.2808%   | 4.0319%   | 3.8284%   | 0.0000%   |
| % To Date   | 70.0304%  | 62.5638%  | 65.7452%  | 66.7294%  | 68.6297%  | 70.9498%  | 70.4262%  | 70.2414%  | 68.6522%  | 71.2665%  | 68.8567%  | 70.8307%  | 66.6378%  |
| April       | \$51,786  | \$45,356  | \$45,679  | \$33,339  | \$39,613  | \$55,561  | \$57,997  | \$43,738  | \$56,579  | \$58,042  | \$65,056  | \$35,416  | \$0       |
| %           | 17.9575%  | 14.3693%  | 16.6549%  | 17.3709%  | 13.2045%  | 18.5203%  | 19.3324%  | 14.5794%  | 16.7394%  | 18.7624%  | 20.7249%  | 11.2825%  | 0.0000%   |
| % To Date   | 87.9878%  | 76.9331%  | 82.4001%  | 84.1002%  | 81.8342%  | 89.4701%  | 89.7587%  | 84.8208%  | 85.3916%  | 90.0289%  | 89.5816%  | 82.1132%  | 66.6378%  |
| May         | \$43,885  | \$34,199  | \$37,793  | \$50,251  | \$44,834  | \$31,295  | \$25,244  | \$44,155  | \$43,984  | \$31,386  | \$22,095  | \$51,376  | \$0       |
| %           | 13.5009%  | 18.7327%  | 15.3767%  | 15.0484%  | 14.9446%  | 10.4317%  | 8.4146%   | 14.7184%  | 13.0130%  | 10.1458%  | 7.0389%   | 16.3671%  | 0.0000%   |
| % To Date   | 101.4887% | 95.6658%  | 97.7768%  | 99.1487%  | 96.7788%  | 99.9019%  | 98.1733%  | 99.5391%  | 98.4046%  | 100.1747% | 96.6206%  | 98.4803%  | 66.6378%  |
| June        | \$4,629   | \$3,699   | \$4,194   | \$3,396   | \$3,537   | \$3,134   | \$4,100   | \$4,540   | \$5,694   | \$4,028   | \$4,150   | \$6,266   | \$0       |
| %           | 0.9351%   | 1.7492%   | 1.8785%   | 1.4651%   | 1.1790%   | 1.0447%   | 1.3665%   | 1.5132%   | 1.6847%   | 1.3019%   | 1.3221%   | 1.9962%   | 0.0000%   |
| % To Date   | 102.4238% | 97.4149%  | 99.6553%  | 100.6138% | 97.9578%  | 100.9465% | 99.5398%  | 101.0524% | 100.0894% | 101.4767% | 97.9427%  | 100.4765% | 66.6378%  |
| TOTALS      | \$307,271 | \$292,245 | \$298,966 | \$301,841 | \$293,873 | \$302,840 | \$298,619 | \$303,157 | \$338,302 | \$313,920 | \$307,442 | \$315,396 | \$209,176 |
| Delinquency | -2.4238%  | 2.5851%   | 0.3447%   | -0.6138%  | 2.0422%   | -0.9465%  | 0.4602%   | -1.0524%  | -0.0894%  | -1.4767%  | 2.0573%   | -0.4765%  | 33.3622%  |



## 2016 - 2017 Cash Flow by Month : February Board Meeting

|                                                              | Actual    |           |           |           |           |             |           | Projected |           |           |           |           |
|--------------------------------------------------------------|-----------|-----------|-----------|-----------|-----------|-------------|-----------|-----------|-----------|-----------|-----------|-----------|
|                                                              | July      | Aug.      | Sept.     | Oct.      | Nov.      | Dec.        | Jan.      | Feb.      | March     | April     | May       | June      |
| <b>Revenues:</b>                                             |           |           |           |           |           |             |           |           |           |           |           |           |
| Property Taxes                                               | 50,468    | 26,519    | 789,429   | 3,589,494 | 3,154,358 | 896,697     | 368,574   | 1,176,353 | 1,176,353 | 1,176,353 | 1,176,353 | 1,176,353 |
| FDAT                                                         | 1,423     | 661       | 8,777     | 86,411    | 75,219    | 24,923      | 11,762    | 26,158    | 26,158    | 26,158    | 26,158    | 26,158    |
| Fee for Service                                              | 24,503    | -         | -         | -         | -         | -           | -         | 3,167     | 3,167     | 3,167     | 3,167     | 3,167     |
| Interest Income                                              | 1,070     | 457       | 539       | -         | 880       | 4,138       | -         | -         | -         | -         | -         | -         |
| Grants                                                       | -         | -         | -         | -         | -         | -           | 4,099     | 5,417     | 5,417     | 5,417     | 5,417     | 5,417     |
| Miscellaneous Non Levy                                       | 28,631    | -         | -         | 425       | -         | 5,000       | -         | -         | -         | -         | -         | -         |
| <b>RevenueTotals:</b>                                        | 106,095   | 27,637    | 798,746   | 3,676,330 | 3,230,457 | 930,758     | 384,436   | 1,211,094 | 1,211,094 | 1,211,094 | 1,211,094 | 1,211,094 |
| <b>Expenditures:</b>                                         |           |           |           |           |           |             |           |           |           |           |           |           |
| Audit/Accounting,<br>Election, Legal,<br>Fire Board Expenses | -         | 3,798     | -         | 10,913    | 9,592     | 81,232      | 1,851     | 6,958     | 6,958     | 6,958     | 6,958     | 6,958     |
| Fire Authority Funding                                       | -         | 115,320   | 55,670    | 798,744   | 3,676,329 | 3,230,456   | 930,168   | 1,204,136 | 1,204,136 | 1,204,136 | 1,204,136 | 1,204,136 |
| Miscellaneous                                                | (2,143)   | 3,032     | -         | -         | 216       |             |           |           |           |           |           |           |
| <b>ExpenditureTotals:</b>                                    | (2,143)   | 122,151   | 55,670    | 809,657   | 3,686,138 | 3,311,688   | 932,019   | 1,211,094 | 1,211,094 | 1,211,094 | 1,211,094 | 1,211,094 |
| <b>Monthly Net Cash</b>                                      | 108,238   | (94,514)  | 743,076   | 2,866,673 | (455,680) | (2,380,930) | (547,583) | (0)       | (0)       | (0)       | (0)       | (0)       |
| <b>Cumulative Net Cash</b>                                   | 2,642,816 | 2,548,302 | 3,291,378 | 6,158,051 | 5,702,371 | 3,321,441   | 2,773,858 | 2,773,858 | 2,773,858 | 2,773,858 | 2,773,858 | 2,773,858 |
| <b>Cash Balance</b>                                          | 2,534,578 | 2,440,065 | 3,183,141 | 6,049,814 | 5,594,133 | 3,213,203   | 2,665,619 | 2,665,619 | 2,665,619 | 2,665,619 | 2,665,619 | 2,665,619 |
| <b>Capital Reserve</b><br>\$7,676.62                         | 7,077     | 7,078     | 7,079     | 7,080     | 7,082     | 7,671       | 7,677     | -         | -         | -         | -         | -         |



**CENTRAL YAVAPAI FIRE DISTRICT**  
**CHECK RECONCILIATION JANUARY, 2017**

**Reconciliation:**

|                                |                 |
|--------------------------------|-----------------|
| Beginning Balance:             | \$ 2,925,277.89 |
| Deposits:                      | \$ 384,430.29   |
| Transfer Out - Fire Authority: | \$ (930,168.49) |
| Transfer In - Reserve Pension: | \$ -            |
| Disbursements:                 | \$ (1,851.31)   |
| Fiscal Year Adjustments:       | \$ -            |

**Ending Balance:** \$ **2,377,688.38**

**Difference Between Balances:** \$ -

**Deposits Per Bank Statement:**

|                                |               |
|--------------------------------|---------------|
| Real Estate Taxes:             | \$ 360,479.42 |
| Personal Property Taxes:       | \$ 8,095.79   |
| Fire District Assistance Tax:  | \$ 11,762.32  |
| Fire District Deposit:         | \$ -          |
| Transfer Out-Fire Authority:   | \$ 930,168.49 |
| Transfer In (Reserve Pension): | \$ -          |
| NSF Check Returned:            | \$ -          |
| Adjustments (Warrants Issued): | \$ -          |
| Interest Income:               | \$ 4,092.76   |

**Ending Balance:** \$ **1,314,598.78**

**Bank Statement Balance:**

|                       |                 |
|-----------------------|-----------------|
| Balance Per Bank:     | \$ 2,766,939.98 |
| Outstanding Checks:   | \$ (389,251.60) |
| Outstanding Deposits: | \$ -            |
| Adjustments:          | \$ -            |
| Voided Checks:        | \$ -            |

**Ending Balance:** \$ **2,377,688.38**

**G/L Ending Balance:** \$ **2,377,688.38**

Outstanding Checks For Prior Months: \$ -  
**Ending Balance:** \$ **2,377,688.38**

**Bank Reconciliation Register:**

|                               |                    |
|-------------------------------|--------------------|
| Checks From Accounts Payable: | \$ 1,851.31        |
| Checks From Payroll:          | \$ -               |
| <b>Total Checks:</b>          | <b>\$ 1,851.31</b> |

|                                      |                 |
|--------------------------------------|-----------------|
| Deposits From Accounts Receivable:   | \$ -            |
| Journal Entries From General Ledger: | \$ 1,314,598.78 |
| NSF Checks Returned:                 |                 |
| Outstanding Deposit:                 |                 |

**Ending Balance:** \$ **1,314,598.78**

**Reconciliation Approved By:**

  
Scott Freitag, Fire Chief


2/8/17

**Reconciliation Reviewed By:**

  
David Tharp, Assistant Chief of Administration

2/07/17

**Reconciliation Prepared By:**

  
Debbie Spingola, Finance Manager

2-6-17

CENTRAL YAVAPAI FIRE DISTRICT  
Bank Reconciliation Summary  
For the Bank Statement ending: 1/31/2017

| BANK CONTROL ID: CYFD - GENERAL FUND |          | DESC: GENERAL FUND | ACCOUNT NO: 1100      |
|--------------------------------------|----------|--------------------|-----------------------|
| Beginning Balance:                   | 01/01/17 |                    | \$3,329,175.27        |
| Deposits and Credits:                |          |                    | \$384,430.29          |
| Checks and Charges:                  |          |                    | (\$946,665.58)        |
| Adjustments:                         |          |                    | \$0.00                |
| Ending Balance Per Reconciliation:   |          |                    | <u>\$2,766,939.98</u> |
| Ending Balance Per Bank Statement:   | 01/31/17 |                    | \$2,766,939.98        |
| * Outstanding Deposits and Credits:  | 01/31/17 |                    | \$0.00                |
| * Outstanding Checks and Charges:    | 01/31/17 |                    | <u>(\$389,251.60)</u> |
| Ending Book Balance:                 | 01/31/17 |                    | <u>\$2,377,688.38</u> |

\* Outstanding amounts are all outstanding credits and charges dated prior or equal to the Reconciliation date.

CENTRAL YAVAPAI FIRE DISTRICT  
BR Checks and Charges Cleared  
For the Bank Statement ending: 1/31/17

| CYFD                              |                   | General Fund                  |        |         | 1100         |
|-----------------------------------|-------------------|-------------------------------|--------|---------|--------------|
| Date                              | Document          | Description                   | Module | Company | Amount       |
| 12/19/16                          | 70060077          | Awards Etc                    | AP     | CYFD    | \$67.72      |
| 12/29/16                          | 70060081          | Burch & Cracchiolo, P.A.      | AP     | CYFD    | \$3,011.00   |
| 12/29/16                          | 70060082          | Erie & Associates, Inc        | AP     | CYFD    | \$161.00     |
| 12/29/16                          | 70060083          | Hinton Burdick CPA            | AP     | CYFD    | \$8,626.76   |
| 12/29/16                          | 70060084          | Kendhammer & Partners, L.L.P. | AP     | CYFD    | \$3,391.80   |
| 01/12/17                          | 70060085          | Hinton Burdick CPA            | AP     | CYFD    | \$1,238.81   |
| 01/31/17                          | Transfer to CAFMA | Transfer to CAFMA             | GL     | CYFD    | \$930,168.49 |
| TOTAL CHECKS AND CHARGES CLEARED: |                   |                               |        |         | \$946,665.58 |

CENTRAL YAVAPAI FIRE DISTRICT  
BR Checks and Charges Outstanding  
For the Bank Statement ending: 1/31/17

| CYFD                                  |                      | General Fund                  |        |         | 1100         |
|---------------------------------------|----------------------|-------------------------------|--------|---------|--------------|
| Date                                  | Document             | Description                   | Module | Company | Amount       |
| 06/30/15                              | Correct ending balan | To correct balances corrupted | GL     | CYFD    | \$388,639.10 |
| 01/30/17                              | 70060086             | The Klinger Group             | AP     | CYFD    | \$612.50     |
| TOTAL CHECKS AND CHARGES OUTSTANDING: |                      |                               |        |         | \$389,251.60 |

CENTRAL YAVAPAI FIRE DISTRICT  
BR Deposits and Credits Cleared  
For the Bank Statement ending: 1/31/17

| CYFD                                |                   | General Fund           |        |         | 1100         |
|-------------------------------------|-------------------|------------------------|--------|---------|--------------|
| Date                                | Document          | Description            | Module | Company | Amount       |
| 01/31/17                            | Tax & Int Revenue | Tax & Interest Revenue | GL     | CYFD    | \$384,430.29 |
| TOTAL DEPOSITS AND CREDITS CLEARED: |                   |                        |        |         | \$384,430.29 |

CENTRAL YAVAPAI FIRE DISTRICT  
BR Deposits and Credits Outstanding  
For the Bank Statement ending:

| Date | Document | Description | Module | Company | Amount |
|------|----------|-------------|--------|---------|--------|
|------|----------|-------------|--------|---------|--------|

TOTAL DEPOSITS AND CREDITS OUTSTANDING:

Bank Reconciliation Register

| Document Number | Date | BR Status | Void? | Description | Date Cleared | Amount |
|-----------------|------|-----------|-------|-------------|--------------|--------|
|-----------------|------|-----------|-------|-------------|--------------|--------|

MODULE: CHECKS FROM ACCOUNTS PAYABLE

BANK CONTROL ID: CYFD - GENERAL FUND

|                     |          |           |    |                    |          |            |
|---------------------|----------|-----------|----|--------------------|----------|------------|
| 70060085            | 01/12/17 | Marked    | No | Hinton Burdick CPA | 02/06/17 | \$1,238.81 |
| 70060086            | 01/30/17 | Retrieved | No | The Klinger Group  |          | \$612.50   |
| SUB TOTAL FOR BANK: |          |           |    |                    |          | \$1,851.31 |
| TOTAL FOR MODULE:   |          |           |    |                    |          | \$1,851.31 |

MODULE: JOURNAL ENTRIES FROM GENERAL LEDGER

BANK CONTROL ID: CYFD - GENERAL FUND

|                     |          |        |    |                        |          |                |
|---------------------|----------|--------|----|------------------------|----------|----------------|
| Tax & Int Revenue   | 01/31/17 | Marked | No | Tax & Interest Revenue | 02/06/17 | \$384,430.29   |
| Transfer to CAFMA   | 01/31/17 | Marked | No | Transfer to CAFMA      | 02/06/17 | \$930,168.49   |
| SUB TOTAL FOR BANK: |          |        |    |                        |          | \$1,314,598.78 |
| TOTAL FOR MODULE:   |          |        |    |                        |          | \$1,314,598.78 |

CENTRAL YAVAPAI FIRE DISTRICT  
BR Adjustments Report  
For the Bank Statement ending:

| Date | Document | Description | GL Account | Offset Amt | Adj. Amt |
|------|----------|-------------|------------|------------|----------|
|------|----------|-------------|------------|------------|----------|

DOCUMENT:

ADJUSTMENT DOCUMENT " TOTAL:

TOTAL FOR ALL ADJUSTMENTS:



Central Yavapai Fire District  
Capital Projects Fund  
GL #1200

Fiscal Year  
2016-17

| Date     | Transaction                   | Debit      | Credit         | Balance        |
|----------|-------------------------------|------------|----------------|----------------|
| 07/01/16 | Fiscal Year Beginning Balance |            |                | \$6,513,613.75 |
| 07/31/16 | Interest                      | \$2,160.36 |                | \$6,515,774.11 |
| 07/31/16 | Transfer Out - CAFMA          |            | \$6,508,697.35 | \$7,076.76     |
| 08/31/16 | Interest                      | \$0.92     |                | \$7,077.68     |
| 09/30/16 | Interest                      | \$1.45     |                | \$7,079.13     |
| 10/31/16 | Interest                      | \$1.14     |                | \$7,080.27     |
| 11/30/16 | Interest                      | \$1.28     |                | \$7,081.55     |
| 12/31/16 | Interest                      | \$589.03   |                | \$7,670.58     |
| 01/31/17 | Interest                      | \$6.04     |                | \$7,676.62     |
|          |                               |            |                |                |
|          |                               |            |                |                |
|          |                               |            |                |                |
|          |                               |            |                |                |
|          |                               |            |                |                |
|          |                               |            |                |                |
|          |                               |            |                |                |
|          |                               |            |                |                |
|          |                               |            |                |                |
|          |                               |            |                |                |
|          |                               |            |                |                |

2/02/17  
9:23:12

Yavapai County Treasurer  
Monthly Statement

TR046DSR  
C00216

\* Account Number: 6-60040-0000 Central Yavapai Fire Dist GF Date Range: 1/01/2017 to 1/31/2017 Page: 6  
\*\*\*\*\*

|                 | (---Period---) | (-----Y-T-D-----) |       |               |
|-----------------|----------------|-------------------|-------|---------------|
| Begin Balance:  | 3,329,175.27   | 2,534,578.14      |       |               |
| Income . . . :  | 384,430.29     | 9,191,118.67      |       |               |
| LOC Advance . : | .00            | .00               |       |               |
| Expense . . . : | 946,665.58-    | 8,958,756.83-     | LOC : | .00           |
| LOC Payments :  | .00            | .00               | Out : | .00           |
| Cash Balance :  | 2,766,939.98   | 2,766,939.98      | End : | 2,766,939.98  |
|                 |                |                   | Levy: | 14,120,376.07 |
|                 |                |                   | Coll: | 8,715,913.24  |
|                 |                |                   | Adj : | 3,760.01-     |
|                 |                |                   | Out : | 5,400,702.82  |

Transaction Summary By Source  
Source Description

|                                        | Beginning Balance: | 3,329,175.27<br>Monthly | 2,534,578.14<br>Yearly |
|----------------------------------------|--------------------|-------------------------|------------------------|
| 07376 Transfer in                      |                    | .00                     | 25,000.00              |
| 20051 2005 UPP Taxes                   |                    | .00                     | 42.83                  |
| 20061 2006 UPP Taxes                   |                    | .00                     | 24.85                  |
| 20071 2007 UPP Taxes                   |                    | 4.99                    | 61.24                  |
| 20081 2008 UPP Taxes                   |                    | 4.65                    | 61.90                  |
| 20082 2008 RE Taxes                    |                    | .00                     | 1.93                   |
| 20091 2009 UPP Taxes                   |                    | 1.09                    | 66.21                  |
| 20092 2009 RE Taxes                    |                    | .00                     | 1.20                   |
| 20101 2010 UPP Taxes                   |                    | 3.35                    | 118.89                 |
| 20102 2010 RE Taxes                    |                    | .00                     | 1.36                   |
| 20111 2011 UPP Taxes                   |                    | .00                     | 177.70                 |
| 20121 2012 UPP Taxes                   |                    | .00                     | 152.49                 |
| 20122 2012 RE Taxes                    |                    | 2.78                    | 487.84-                |
| 20131 2013 UPP Taxes                   |                    | 27.07                   | 417.11                 |
| 20132 2013 RE Taxes                    |                    | 305.75-                 | 1,147.84-              |
| 20141 2014 UPP Taxes                   |                    | .14                     | 480.50                 |
| 20142 2014 RE Taxes                    |                    | 345.02-                 | 647.86-                |
| 20151 2015 UPP Taxes                   |                    | 27.09-                  | 4,195.15               |
| 20152 2015 RE Taxes                    |                    | 12,439.56               | 156,108.43             |
| 20161 2016 UPP Taxes                   |                    | 8,081.59                | 184,458.24             |
| 20162 2016 RE Taxes                    |                    | 348,687.85              | 8,531,455.00           |
| 37122 Fire District Deposit            |                    | .00                     | 70,391.05              |
| 37150 FDAT Distributions               |                    | 11,762.32               | 209,176.38             |
| 38108 Interest on Investments TCM      |                    | 2,933.24                | 5,112.58               |
| 38109 Interest on Investments St Treas |                    | 1,159.52                | 5,368.51               |
| 38120 Interest on Transwestern Loan    |                    | .00                     | 528.66                 |
| 91032 Warrants Redeemed                |                    | 16,497.09-              | 152,068.45-            |
| 91702 Transfer out                     |                    | 930,168.49-             | 8,806,688.38-          |
| Ending Balances:                       |                    | 2,766,939.98            | 2,766,939.98           |

Real Estate Taxes \$ 360,479.42  
UPP Taxes \$ 8,095.79  
FDAT \$ 11,762.32  
Interest \$ 4,092.76  
\$ 384,430.29

Transfer to CAFMA \$ 930,168.49

2/02/17  
9:23:12

Yavapai County Treasurer  
Monthly Statement

TR046DSR  
C00216

\* Account Number: 6-60040-0000 Central Yavapai Fire Dist GF Date Range: 1/01/2017 to 1/31/2017 Page: 1  
\*\*\*\*\*

| T R A N S A C T I O N S |        |                    | Begin Balance:                | 3,329,175.27        |
|-------------------------|--------|--------------------|-------------------------------|---------------------|
| Date                    | Source | Description        | Notes                         | Debits/Credits      |
| 1/03                    | 20152  | 2015 RE Taxes      | TAX DISTRIBUTION              | 0004444 1,569.13    |
| 1/03                    | 20161  | 2016 UPP Taxes     | TAX DISTRIBUTION              | 0004444 204.30      |
| 1/03                    | 20162  | 2016 RE Taxes      | TAX DISTRIBUTION              | 0004444 30,588.62   |
| 1/03                    | 37150  | FDAT Distributions | DISTRIBUTE FIRE DISTRICT ASSI | 1000014149 2,296.88 |
| 1/04                    | 20152  | 2015 RE Taxes      | TAX DISTRIBUTION              | 0004445 878.26      |
| 1/04                    | 20161  | 2016 UPP Taxes     | TAX DISTRIBUTION              | 0004445 4,167.39    |
| 1/04                    | 20162  | 2016 RE Taxes      | TAX DISTRIBUTION              | 0004445 88,204.92   |
| 1/04                    | 37150  | FDAT Distributions | DISTRIBUTE FIRE DISTRICT ASSI | 1000014152 1,276.07 |
| 1/05                    | 20152  | 2015 RE Taxes      | TAX DISTRIBUTION              | 0004446 1,167.95    |
| 1/05                    | 20161  | 2016 UPP Taxes     | TAX DISTRIBUTION              | 0004445 120.70      |
| 1/05                    | 20161  | 2016 UPP Taxes     | TAX DISTRIBUTION              | 0004446 776.17      |
| 1/05                    | 20162  | 2016 RE Taxes      | TAX DISTRIBUTION              | 0004445 371.30      |
| 1/05                    | 20162  | 2016 RE Taxes      | TAX DISTRIBUTION              | 0004446 37,279.03   |
| 1/05                    | 37150  | FDAT Distributions | DISTRIBUTE FIRE DISTRICT ASSI | 1000014155 2,227.40 |
| 1/06                    | 20131  | 2013 UPP Taxes     | TAX DISTRIBUTION              | 0004447 10.73       |
| 1/06                    | 20161  | 2016 UPP Taxes     | TAX DISTRIBUTION              | 0004447 531.32      |
| 1/06                    | 20162  | 2016 RE Taxes      | TAX DISTRIBUTION              | 0004447 46,221.22   |
| 1/06                    | 37150  | FDAT Distributions | DISTRIBUTE FIRE DISTRICT ASSI | 1000014158 998.38   |
| 1/06                    | 91032  | Warrants Redeemed  | PAID WARRANTS                 | 1000014160 67.72-   |
| 1/09                    | 20122  | 2012 RE Taxes      | TAX DISTRIBUTION              | 0004448 3.50        |
| 1/09                    | 20132  | 2013 RE Taxes      | TAX DISTRIBUTION              | 0004448 7.71        |
| 1/09                    | 20142  | 2014 RE Taxes      | TAX DISTRIBUTION              | 0004448 3.80        |
| 1/09                    | 20151  | 2015 UPP Taxes     | TAX DISTRIBUTION              | 0004448 179.09-     |
| 1/09                    | 20152  | 2015 RE Taxes      | TAX DISTRIBUTION              | 0004448 915.88      |
| 1/09                    | 20161  | 2016 UPP Taxes     | TAX DISTRIBUTION              | 0004448 366.86      |
| 1/09                    | 20162  | 2016 RE Taxes      | TAX DISTRIBUTION              | 0004448 20,725.44   |
| 1/09                    | 37150  | FDAT Distributions | DISTRIBUTE FIRE DISTRICT ASSI | 1000014161 960.25   |
| 1/10                    | 20132  | 2013 RE Taxes      | TAX DISTRIBUTION              | 0004449 29.32-      |
| 1/10                    | 20142  | 2014 RE Taxes      | TAX DISTRIBUTION              | 0004449 33.47-      |
| 1/10                    | 20152  | 2015 RE Taxes      | TAX DISTRIBUTION              | 0004449 328.27      |
| 1/10                    | 20161  | 2016 UPP Taxes     | TAX DISTRIBUTION              | 0004449 392.35      |
| 1/10                    | 20162  | 2016 RE Taxes      | TAX DISTRIBUTION              | 0004449 14,456.97   |
| 1/10                    | 37150  | FDAT Distributions | DISTRIBUTE FIRE DISTRICT ASSI | 1000014164 1,562.95 |
| 1/11                    | 20152  | 2015 RE Taxes      | TAX DISTRIBUTION              | 0004450 225.00      |
| 1/11                    | 20161  | 2016 UPP Taxes     | TAX DISTRIBUTION              | 0004450 122.93      |
| 1/11                    | 20162  | 2016 RE Taxes      | TAX DISTRIBUTION              | 0004449 100.33      |
| 1/11                    | 20162  | 2016 RE Taxes      | TAX DISTRIBUTION              | 0004450 14,219.17   |
| 1/11                    | 37150  | FDAT Distributions | DISTRIBUTE FIRE DISTRICT ASSI | 1000014167 469.84   |
| 1/12                    | 20152  | 2015 RE Taxes      | TAX DISTRIBUTION              | 0004451 300.50      |
| 1/12                    | 20161  | 2016 UPP Taxes     | TAX DISTRIBUTION              | 0004451 33.96       |

Debit Page Totals:

67.72- Credit Page Totals: 273,843.60

Page End Totals: 3,602,951.15

2/02/17  
9:23:12

Yavapai County Treasurer  
Monthly Statement

TR046DSR  
C00216

\* Account Number: 6-60040-0000 Central Yavapai Fire Dist GF Date Range: 1/01/2017 to 1/31/2017 Page: 2  
\*\*\*\*\*

T R A N S A C T I O N S

| Date | Source | Description        | Notes                         | Debits/Credits        |
|------|--------|--------------------|-------------------------------|-----------------------|
| 1/12 | 20162  | 2016 RE Taxes      | TAX DISTRIBUTION              | 0004451 10,844.33     |
| 1/12 | 37150  | FDAT Distributions | DISTRIBUTE FIRE DISTRICT ASSI | 1000014170 352.27     |
| 1/13 | 20152  | 2015 RE Taxes      | TAX DISTRIBUTION              | 0004452 387.88        |
| 1/13 | 20161  | 2016 UPP Taxes     | TAX DISTRIBUTION              | 0004452 59.81         |
| 1/13 | 20162  | 2016 RE Taxes      | TAX DISTRIBUTION              | 0004452 7,698.50      |
| 1/13 | 37150  | FDAT Distributions | DISTRIBUTE FIRE DISTRICT ASSI | 1000014173 193.92     |
| 1/13 | 91032  | Warrants Redeemed  | PAID WARRANTS                 | 1000014175 11,637.76- |
| 1/17 | 20152  | 2015 RE Taxes      | TAX DISTRIBUTION              | 0004453 1,778.80      |
| 1/17 | 20161  | 2016 UPP Taxes     | TAX DISTRIBUTION              | 0004453 129.33        |
| 1/17 | 20162  | 2016 RE Taxes      | TAX DISTRIBUTION              | 0004453 7,768.69      |
| 1/17 | 37150  | FDAT Distributions | DISTRIBUTE FIRE DISTRICT ASSI | 1000014176 5.12       |
| 1/18 | 20161  | 2016 UPP Taxes     | TAX DISTRIBUTION              | 0004454 10.72         |
| 1/18 | 20162  | 2016 RE Taxes      | TAX DISTRIBUTION              | 0004454 3,325.73      |
| 1/18 | 37150  | FDAT Distributions | DISTRIBUTE FIRE DISTRICT ASSI | 1000014179 206.78     |
| 1/19 | 20122  | 2012 RE Taxes      | TAX DISTRIBUTION              | 0004455 .72-          |
| 1/19 | 20152  | 2015 RE Taxes      | TAX DISTRIBUTION              | 0004455 1,211.18      |
| 1/19 | 20161  | 2016 UPP Taxes     | TAX DISTRIBUTION              | 0004455 256.89        |
| 1/19 | 20162  | 2016 RE Taxes      | TAX DISTRIBUTION              | 0004454 195.41        |
| 1/19 | 20162  | 2016 RE Taxes      | TAX DISTRIBUTION              | 0004455 16,136.01     |
| 1/19 | 37150  | FDAT Distributions | DISTRIBUTE FIRE DISTRICT ASSI | 1000014182 183.60     |
| 1/19 | 91032  | Warrants Redeemed  | PAID WARRANTS                 | 1000014184 3,391.80-  |
| 1/20 | 20101  | 2010 UPP Taxes     | TAX DISTRIBUTION              | 0004456 3.35          |
| 1/20 | 20131  | 2013 UPP Taxes     | TAX DISTRIBUTION              | 0004456 16.34         |
| 1/20 | 20141  | 2014 UPP Taxes     | TAX DISTRIBUTION              | 0004456 .14           |
| 1/20 | 20151  | 2015 UPP Taxes     | TAX DISTRIBUTION              | 0004456 2.04          |
| 1/20 | 20152  | 2015 RE Taxes      | TAX DISTRIBUTION              | 0004456 11.03         |
| 1/20 | 20162  | 2016 RE Taxes      | TAX DISTRIBUTION              | 0004456 4,503.42      |
| 1/20 | 37150  | FDAT Distributions | DISTRIBUTE FIRE DISTRICT ASSI | 1000014185 163.11     |
| 1/23 | 20132  | 2013 RE Taxes      | TAX DISTRIBUTION              | 0004457 .73-          |
| 1/23 | 20152  | 2015 RE Taxes      | TAX DISTRIBUTION              | 0004457 986.74        |
| 1/23 | 20161  | 2016 UPP Taxes     | TAX DISTRIBUTION              | 0004457 .38           |
| 1/23 | 20162  | 2016 RE Taxes      | TAX DISTRIBUTION              | 0004457 8,733.32      |
| 1/23 | 37150  | FDAT Distributions | DISTRIBUTE FIRE DISTRICT ASSI | 1000014188 85.25      |
| 1/24 | 20152  | 2015 RE Taxes      | TAX DISTRIBUTION              | 0004458 377.67        |
| 1/24 | 20161  | 2016 UPP Taxes     | TAX DISTRIBUTION              | 0004458 572.90        |
| 1/24 | 20162  | 2016 RE Taxes      | TAX DISTRIBUTION              | 0004458 8,318.15      |
| 1/24 | 37150  | FDAT Distributions | DISTRIBUTE FIRE DISTRICT ASSI | 1000014191 176.90     |
| 1/24 | 91702  | Transfer out       | CENTRAL AZ FIRE & MED AUTH EM | 1007281 930,168.49-   |
| 1/25 | 20132  | 2013 RE Taxes      | TAX DISTRIBUTION              | 0004459 .00           |
| 1/25 | 20142  | 2014 RE Taxes      | TAX DISTRIBUTION              | 0004459 .01           |

Debit Page Totals: 945,265.77- Credit Page Totals: 348,537.87 Page End Totals: 2,732,447.37

2/02/17  
9:23:12

Yavapai County Treasurer  
Monthly Statement

TR046DSR  
C00216

\* Account Number: 6-60040-0000 Central Yavapai Fire Dist GF Date Range: 1/01/2017 to 1/31/2017 Page: 3  
\*\*\*\*\*

T R A N S A C T I O N S

| Date | Source | Description                      | Notes                                    | Debits/Credits |
|------|--------|----------------------------------|------------------------------------------|----------------|
| 1/25 | 20151  | 2015 UPP Taxes                   | TAX DISTRIBUTION 0004459                 | 133.73         |
| 1/25 | 20152  | 2015 RE Taxes                    | TAX DISTRIBUTION 0004459                 | 159.14         |
| 1/25 | 20161  | 2016 UPP Taxes                   | TAX DISTRIBUTION 0004459                 | 224.15         |
| 1/25 | 20162  | 2016 RE Taxes                    | TAX DISTRIBUTION 0004459                 | 5,123.43       |
| 1/25 | 37150  | FDAT Distributions               | DISTRIBUTE FIRE DISTRICT ASSI 1000014194 | 131.16         |
| 1/25 | 91032  | Warrants Redeemed                | PAID WARRANTS 1000014196                 | 161.00-        |
| 1/26 | 20142  | 2014 RE Taxes                    | TAX DISTRIBUTION 0004460                 | 28.47          |
| 1/26 | 20151  | 2015 UPP Taxes                   | TAX DISTRIBUTION 0004460                 | 9.40           |
| 1/26 | 20152  | 2015 RE Taxes                    | TAX DISTRIBUTION 0004460                 | 218.52         |
| 1/26 | 20161  | 2016 UPP Taxes                   | TAX DISTRIBUTION 0004460                 | .09            |
| 1/26 | 20162  | 2016 RE Taxes                    | TAX DISTRIBUTION 0004460                 | 5,328.32       |
| 1/26 | 37150  | FDAT Distributions               | DISTRIBUTE FIRE DISTRICT ASSI 1000014197 | 88.02          |
| 1/27 | 20071  | 2007 UPP Taxes                   | TAX DISTRIBUTION 0004461                 | 4.99           |
| 1/27 | 20081  | 2008 UPP Taxes                   | TAX DISTRIBUTION 0004461                 | 4.65           |
| 1/27 | 20091  | 2009 UPP Taxes                   | TAX DISTRIBUTION 0004461                 | 1.09           |
| 1/27 | 20132  | 2013 RE Taxes                    | TAX DISTRIBUTION 0004461                 | 283.41-        |
| 1/27 | 20142  | 2014 RE Taxes                    | TAX DISTRIBUTION 0004461                 | 343.83-        |
| 1/27 | 20151  | 2015 UPP Taxes                   | TAX DISTRIBUTION 0004461                 | 6.83           |
| 1/27 | 20152  | 2015 RE Taxes                    | TAX DISTRIBUTION 0004461                 | 234.84         |
| 1/27 | 20161  | 2016 UPP Taxes                   | TAX DISTRIBUTION 0004461                 | 13.74          |
| 1/27 | 20162  | 2016 RE Taxes                    | TAX DISTRIBUTION 0004461                 | 5,540.83       |
| 1/27 | 37150  | FDAT Distributions               | DISTRIBUTE FIRE DISTRICT ASSI 1000014200 | 119.23         |
| 1/30 | 20152  | 2015 RE Taxes                    | TAX DISTRIBUTION 0004462                 | 497.97         |
| 1/30 | 20161  | 2016 UPP Taxes                   | TAX DISTRIBUTION 0004462                 | 76.19          |
| 1/30 | 20162  | 2016 RE Taxes                    | TAX DISTRIBUTION 0004462                 | 6,228.00       |
| 1/30 | 37150  | FDAT Distributions               | DISTRIBUTE FIRE DISTRICT ASSI 1000014203 | 101.10         |
| 1/30 | 38108  | Interest on Investments ICM      | INVESTMENT INTEREST 1000014206           | 255.55         |
| 1/30 | 38108  | Interest on Investments ICM      | INVESTMENT INTEREST 1000014207           | 288.39         |
| 1/30 | 38108  | Interest on Investments ICM      | INVESTMENT INTEREST 1000014208           | 324.63         |
| 1/30 | 38108  | Interest on Investments ICM      | INVESTMENT INTEREST 1000014209           | 499.32         |
| 1/30 | 38108  | Interest on Investments ICM      | INVESTMENT INTEREST 1000014210           | 552.04         |
| 1/30 | 38108  | Interest on Investments ICM      | INVESTMENT INTEREST 1000014211           | 437.69         |
| 1/30 | 38108  | Interest on Investments ICM      | INVESTMENT INTEREST 1000014212           | 575.62         |
| 1/30 | 38109  | Interest on Investments St Treas | INVESTMENT INTEREST 1000014205           | 2.33           |
| 1/30 | 38109  | Interest on Investments St Treas | INVESTMENT INTEREST 1000014213           | 1,157.19       |
| 1/30 | 91032  | Warrants Redeemed                | PAID WARRANTS 1000014214                 | 1,238.81-      |
| 1/31 | 20152  | 2015 RE Taxes                    | TAX DISTRIBUTION 0004463                 | 1,190.80       |
| 1/31 | 20161  | 2016 UPP Taxes                   | TAX DISTRIBUTION 0004463                 | 21.41          |
| 1/31 | 20162  | 2016 RE Taxes                    | TAX DISTRIBUTION 0004463                 | 6,776.71       |
| 1/31 | 37150  | FDAT Distributions               | DISTRIBUTE FIRE DISTRICT ASSI 1000014215 | 164.09         |

Debit Page Totals: 946,665.58- Credit Page Totals: 384,430.29 Page End Totals: 2,766,939.98

2/02/17  
9:23:12

Yavapai County Treasurer  
Monthly Statement

TR046DSR  
C00216

\* Account Number: 6-60040-0000 Central Yavapai Fire Dist GF Date Range: 1/01/2017 to 1/31/2017 Page: 4  
\*\*\*\*\*

T R A N S A C T I O N S  
Date Source Description

Notes

Debits/Credits

Ending Debit Totals: 946,665.58- Ending Credit Totals: 384,430.29 Ending Balance: 2,766,939.98

2/02/17  
9:23:12

Yavapai County Treasurer  
Monthly Statement

TR046DSR  
C00216

\* Account Number: 6-60040-0000 Central Yavapai Fire Dist GF Date Range: 1/01/2017 to 1/31/2017 Page: 5  
\*\*\*\*\*

| Account              | Fund | Stat | Payee | Warrant  | Amount    | Issue Date | Date      | Voucher |
|----------------------|------|------|-------|----------|-----------|------------|-----------|---------|
| 6-60040-0000         | 600  | PAID | /     | 00060077 | 67.72     | 12/19/2016 | 1/06/2017 |         |
| 6-60040-0000         | 600  | PAID | /     | 00060081 | 3,011.00  | 12/29/2016 | 1/13/2017 |         |
| 6-60040-0000         | 600  | PAID | /     | 00060082 | 161.00    | 12/29/2016 | 1/25/2017 |         |
| 6-60040-0000         | 600  | PAID | /     | 00060083 | 8,626.76  | 12/29/2016 | 1/13/2017 |         |
| 6-60040-0000         | 600  | PAID | /     | 00060084 | 3,391.80  | 12/29/2016 | 1/19/2017 |         |
| 6-60040-0000         | 600  | PAID | /     | 00060085 | 1,238.81  | 1/12/2017  | 1/30/2017 |         |
| Status Subtotal      | :    |      |       |          |           |            |           |         |
| Fund Subtotal        | :    |      |       |          |           |            |           |         |
|                      |      | 6    |       |          | 16,497.09 |            |           |         |
|                      |      | 6    |       |          | 16,497.09 |            |           |         |
| Total Paid Warrants: |      | 6    |       |          | 16,497.09 |            |           |         |
| Total Outstanding. : |      |      |       |          | .00       |            |           |         |
| Total Void Warrants: |      |      |       |          | .00       |            |           |         |
| Total Registered . : |      |      |       |          | .00       |            |           |         |

2/02/17  
9:23:12

Yavapai County Treasurer  
Monthly Statement

TR046DSR  
C00216

\* Account Number: 6-60340-0000 Central Yavapai Fire Dist. Capital Reser Date Range: 1/01/2017 to 1/31/2017 Page: 3  
\*\*\*\*\*

|                 | (---Period---) | (-----Y-T-D-----) |       |          |  |       |           |
|-----------------|----------------|-------------------|-------|----------|--|-------|-----------|
| Begin Balance:  | 7,670.58       | 6,513,613.75      |       |          |  |       |           |
| Income . . . :  | 6.04           | 2,760.22          |       |          |  |       |           |
| LOC Advance . : | .00            | .00               |       |          |  | Levy: | 49,073.38 |
| Expense . . . : | .00            | 6,508,697.35-     | LOC : | .00      |  | Coll: | 34,286.94 |
| LOC Payments :  | .00            | .00               | Out : | .00      |  | Adj : | 73.58-    |
| Cash Balance :  | 7,676.62       | 7,676.62          | End : | 7,676.62 |  | Out : | 14,712.86 |

Transaction Summary By Source  
Source Description

|                                        | Beginning Balance: | 7,670.58<br>Monthly | 6,513,613.75<br>Yearly |
|----------------------------------------|--------------------|---------------------|------------------------|
| 38108 Interest on Investments ICM      |                    | 4.55                | 1,478.65               |
| 38109 Interest on Investments St Treas |                    | 1.49                | 1,280.93               |
| 38120 Interest on Transwestern Loan    |                    | .00                 | .64                    |
| 91702 Transfer out                     |                    | .00                 | 6,508,697.35-          |
| Ending Balances:                       |                    | 7,676.62            | 7,676.62               |

Interest \$ 6.04



2/02/17  
9:23:12

Yavapai County Treasurer  
Monthly Statement

TR046DSR  
C00216

\* Account Number: 6-60340-0000 Central Yavapai Fire Dist. Capital Reser Date Range: 1/01/2017 to 1/31/2017 Page: 1  
\*\*\*\*\*

| T R A N S A C T I O N S |        |                         |                       |                     | Begin Balance: |                 | 7,670.58       |
|-------------------------|--------|-------------------------|-----------------------|---------------------|----------------|-----------------|----------------|
| Date                    | Source | Description             | Notes                 |                     |                |                 | Debits/Credits |
| 1/30                    | 38108  | Interest on Investments | ICM                   | INVESTMENT INTEREST | 1000014206     |                 | .51            |
| 1/30                    | 38108  | Interest on Investments | ICM                   | INVESTMENT INTEREST | 1000014207     |                 | .78            |
| 1/30                    | 38108  | Interest on Investments | ICM                   | INVESTMENT INTEREST | 1000014208     |                 | .87            |
| 1/30                    | 38108  | Interest on Investments | ICM                   | INVESTMENT INTEREST | 1000014209     |                 | .73            |
| 1/30                    | 38108  | Interest on Investments | ICM                   | INVESTMENT INTEREST | 1000014210     |                 | .54            |
| 1/30                    | 38108  | Interest on Investments | ICM                   | INVESTMENT INTEREST | 1000014211     |                 | .56            |
| 1/30                    | 38108  | Interest on Investments | ICM                   | INVESTMENT INTEREST | 1000014212     |                 | .56            |
| 1/30                    | 38109  | Interest on Investments | St Treas              | INVESTMENT INTEREST | 1000014213     |                 | 1.49           |
| Ending Debit Totals:    |        | .00                     | Ending Credit Totals: |                     | 6.04           | Ending Balance: | 7,676.62       |

2/02/17  
9:23:12

Yavapai County Treasurer  
Monthly Statement

TR046DSR  
C00216

\* Account Number: 6-60340-0000 Central Yavapai Fire Dist. Capital Reser Date Range: 1/01/2017 to 1/31/2017 Page: 2  
\*\*\*\*\*

| Account              | Fund Stat Payee | Warrant | Amount | Issue Date | Date | Voucher |
|----------------------|-----------------|---------|--------|------------|------|---------|
| Status Subtotal      | :               |         | .00    |            |      |         |
| Fund Subtotal        | :               |         | .00    |            |      |         |
| Total Paid Warrants: |                 |         | .00    |            |      |         |
| Total Outstanding. : |                 |         | .00    |            |      |         |
| Total Void Warrants: |                 |         | .00    |            |      |         |
| Total Registered . : |                 |         | .00    |            |      |         |

**CENTRAL YAVAPAI FIRE DISTRICT**  
GL Trial Balance Worksheet  
For The Period of 1/1/2017 through 1/31/2017

| Account      | Description              | Balances              |                     |                     |                       | Adjustments |
|--------------|--------------------------|-----------------------|---------------------|---------------------|-----------------------|-------------|
|              |                          | Beginning             | Debits              | Credits             | Ending                |             |
| 1100.0.0.000 | Cash with Yavapai County | \$2,925,277.89        | \$384,430.29        | \$932,019.80        | \$2,377,688.38        |             |
| TOTALS:      |                          | <u>\$2,925,277.89</u> | <u>\$384,430.29</u> | <u>\$932,019.80</u> | <u>\$2,377,688.38</u> |             |