

NOTICE OF MEETING

Pursuant to A.R.S. § 38-431.02, notice is hereby given to the members of the Central Yavapai Fire District Board of Directors and the general public that the **Central Yavapai Fire District will hold a meeting open to the public on Tuesday, April 18, 2017 at 3:30 p.m. The meeting will be held at the Central Arizona Fire and Medical Authority, Station 61, 1133 W. Road 3 North, Chino Valley, Arizona.** The Board may vote to go into Executive Session on any agenda item, pursuant to A.R.S. §38-431.03(A)(3) for discussion and consultation for legal advice with Authority's Attorney on matters as set forth in the agenda item. The following topics and any variables thereto, will be subject to Board consideration, discussion, approval, or other action. All items are set for possible action.

AGENDA

1. CALL TO ORDER / ROLL CALL OF BOARD MEMBERS
2. PLEDGE OF ALLEGIANCE
3. CALL TO THE PUBLIC

Those wishing to address the Central Yavapai Fire District Board need not request permission in advance. However, we ask that you complete a Call To Public Form for the record. The Board is not permitted to discuss or take action on any item raised in the Call to the Public due to restrictions of the Open Meeting Law; however, individual Board members may be permitted to respond to criticism directed to them. Otherwise, the Board may direct the staff to review the matter or the matter may be placed on a future agenda. Individuals may be limited to speak for three (3) minutes with a total of 30 minutes allotted for Call to the Public per meeting.

4. CONSENT AGENDA

All matters listed under consent agenda are considered to be routine by the Central Yavapai Fire District Board and will be enacted by one motion. There will be no separate discussion on these items. If discussion is desired, that item will be removed from the consent agenda and will be considered separately for discussion and possible action.

- A. Approve Regular Session Minutes - March 21, 2017
- B. Approve Executive Session Minutes - March 21, 2017
- C. Approve General Fund Financial Statements
- D. Approve Bond Debt Service Financial Statements
- E. Transfer March Revenues from Central Yavapai Fire District to Central Arizona Fire and Medical Authority in the Amount of \$622,544.71

5. VOTE TO GO INTO EXECUTIVE SESSION

- A. Legal Advice Pursuant to A.R.S. §38-431.03(A)(3) and Instruction to District Legal Counsel Pursuant to A.R.S. §38-431.03(A)(4) Re: Training Center Drainage
- B. Legal Advice Pursuant to A.R.S. §38-431.03(A)(3) Related to Reserve Pension Fund Article
- C. Legal Advice Pursuant to A.R.S. § 38-431.03(A)(3) and Personnel Matter Pursuant to A.R.S. § 38-431.03(A)(1) Regarding Informal Investigation of Staff Related to Reserve Pension Fund
- D. Legal Advice Pursuant to A.R.S. § 38-431.03(A)(3) Regarding Attorney Cornelius' Follow- up to Chief Freitag's Complaint

6. OLD BUSINESS

- A. Discussion and Possible Action Related to Training Center Drainage Issues
- B. Discussion and Possible Action Regarding Attorney Cornelius' Follow-up to Chief Freitag's Complaint

7. NEW BUSINESS

- A. Discussion and Possible Action Related to Reserve Pension Fund Article
- B. Discussion and Possible Action Regarding Informal Investigation of Staff Related to Reserve Pension Fund

8. ADJOURNMENT

~~~~~  
If any disabled person needs any type of accommodation, please notify  
Central Yavapai Fire District at (928) 772-7711 prior to the scheduled meeting time.



## MINUTES

**Central Yavapai Fire District Board of Directors  
Regular Meeting  
Tuesday, March 21, 2017, 3:30 pm - 4:30 pm  
Central Arizona Regional Training Academy  
9601 E Valley Road - Classroom 1 -Prescott Valley  
In Attendance:**

Darlene Packard; Dave Tharp; Jeff Wasowicz; Laura Mowrer; Matt Zurcher; Nicolas Cornelius; Scott A Freitag; Susanne Dixon; Tom Steele; ViciLee Jacobs

### NOTICE OF MEETING

Pursuant to A.R.S. § 38-431.02, notice is hereby given to the members of the Central Yavapai Fire District Board of Directors and the general public that the Central Yavapai Fire District will hold a meeting open to the public on Tuesday, March 21, 2017 at 3:30 p.m. The meeting will be held at Central Arizona Regional Training Academy, 9601 E. Valley Road, Classroom 1, Prescott Valley, Arizona. The Board may vote to go into Executive Session on any agenda item, pursuant to A.R.S. §38-431.03(A)(3) for discussion and consultation for legal advice with the District's Attorney on matters as set forth in the agenda item. The following topics and any variables thereto, will be subject to Board consideration, discussion, approval, or other action. All items are set for possible action.

#### 1. CALL TO ORDER / ROLL CALL OF BOARD MEMBERS

**Board Chair Packard called the Central Yavapai Fire District Regular Session to order on March 21, 2017 at 3:31 p.m. Board quorum was present.**

#### 2. PLEDGE OF ALLEGIANCE

**Board Member Steele led the Pledge of Allegiance.**

#### 3. CALL TO THE PUBLIC

Those wishing to address the Central Yavapai Fire District Board need not request permission in advance. However, we ask that you complete a Call To Public Form for the record. The Board is not permitted to discuss or take action on any item raised in the Call to the Public due to restrictions of the Open Meeting Law; however, individual Board members may be permitted to respond to criticism directed to them. Otherwise, the Board may direct the staff to review the matter or the matter may be placed on a future agenda. Individuals may be limited to speak for three (3) minutes with a total of 30 minutes allotted for Call to the Public per meeting.

**Board Chair Packard opened the meeting for public comments.**

**There were no comments.**

#### 4. CONSENT AGENDA

All matters listed under consent agenda are considered to be routine by the Central Yavapai Fire District Board and will be enacted by one motion. There will be no separate discussion on these items. If discussion is desired, that item will be removed from the consent agenda and will be considered separately for discussion and possible action.

- A. Approve Regular Session Minutes - February 21, 2017
- B. Approve General Fund Financial Statements
- C. Approve Bond Debt Service Financial Statements
- D. Transfer February Revenues from Central Yavapai Fire District to Central Arizona Fire and Medical Authority in the Amount of \$406,920.99

**Motion to approve Consent Agenda items 4.A. through 4.D.**

Move: Matt Zurcher Second: Jeff Wasowicz Status: Passed

Yes: ViciLee Jacobs, Darlene Packard, Tom Steele, Jeff Wasowicz, Matt Zurcher

**5. NEW BUSINESS**

- A. Approve Annexation and Resolution 2017-01 - Cravath - Parcel 401-01-093N
- B. Approve Annexation and Resolution 2017-02 - Cravath - Parcel 401-01-093M
- C. Approve Annexation and Resolution 2017-03 - Cravath - Parcel 401-01-093H
- D. Approve Annexation and Resolution 2017-04 - Cravath - Parcel 401-01-093F
- E. Approve Annexation and Resolution 2017-05 - Cravath - Parcel 401-01-093K

**Motion to approve annexations 5.A. through 5.E.**

Move: Jeff Wasowicz Second: Tom Steele Status: Passed

Yes: ViciLee Jacobs, Darlene Packard, Tom Steele, Jeff Wasowicz, Matt Zurcher

**6. VOTE TO GO INTO EXECUTIVE SESSION**

**Motion to go into executive session at 3:37 p.m.**

Move: Jeff Wasowicz Second: Tom Steele Status: Passed

Yes: ViciLee Jacobs, Darlene Packard, Tom Steele, Jeff Wasowicz, Matt Zurcher

- A. Legal Advice Pursuant to A.R.S. §38-431.03(A)(3) and Instruction to District Legal Counsel Pursuant to A.R.S. §38-431.03(A)(4) Re: Training Center Drainage
- B. Legal Advice Pursuant to A.R.S. §38-431.03(A)(3) Re: Items of Concern Raised by Board Member ViciLee Jacobs
- C. Legal Advice Pursuant to A.R.S. §38-431.03(A)(3) Regarding Formal Complaint Submitted by Chief Freitag

**Motion to reconvened into public session at 4:51 p.m.**

Move: Tom Steele Second: Matt Zurcher Status: Passed

Yes: ViciLee Jacobs, Darlene Packard, Tom Steele, Jeff Wasowicz, Matt Zurcher

**7. OLD BUSINESS**

- A. Discussion and Possible Action Related to Training Center Drainage Issues

**No action required; Attorney Cornelius has his instructions.**

8. NEW BUSINESS CONTINUED

- A. Discussion and Possible Action Related to Concerns Raised by Board Member ViciLee Jacobs

**No action needed.**

- B. Discussion and Possible Action Related to Formal Complaint Submitted by Chief Freitag

**Motion to instruct counsel to locate and retain independent investigator to conduct inquiry as we discussed.**

Move: Jeff Wasowicz Second: Tom Steele Status: Passed

Yes: ViciLee Jacobs, Darlene Packard, Tom Steele, Jeff Wasowicz, Matt Zurcher

9. ADJOURNMENT

**Motion to adjourn at 4:53 p.m.**

Move: Matt Zurcher Second: ViciLee Jacobs Status: Passed

Yes: ViciLee Jacobs, Darlene Packard, Tom Steele, Jeff Wasowicz, Matt Zurcher

\_\_\_\_\_  
Clerk

\_\_\_\_\_  
Date

**CENTRAL YAVAPAI FIRE DISTRICT**  
Income Statement  
(Original Budget to Actual Comparison)  
For the period of 3/1/2017 Through 3/31/2017

|                                      | Current Period |                     |               |                       |              | Year To Date            |                        |                          |                |  |
|--------------------------------------|----------------|---------------------|---------------|-----------------------|--------------|-------------------------|------------------------|--------------------------|----------------|--|
|                                      | Account        | Actual              | Budget        | Variance              | %            | Actual                  | Budget                 | Variance                 | %              |  |
| <b><u>Revenues</u></b>               |                |                     |               |                       |              |                         |                        |                          |                |  |
| CYFD JPA Asset Transfer              | 310100000      | \$0.00              | \$0.00        | \$0.00                | 0.0%         | \$(9,134,964.86)        | \$0.00                 | \$(9,134,964.86)         | 0.0%           |  |
| CYFD JPA Liabilities Transfer        | 310200000      | 0.00                | 0.00          | 0.00                  | 0.0          | 1,140,720.90            | 0.00                   | 1,140,720.90             | 0.0            |  |
| Real Estate Tax                      | 400000000      | 16,624.65           | 0.00          | 16,624.65             | 0.0          | 9,087,281.07            | 14,116,233.00          | (5,028,951.93)           | (35.6)         |  |
| Personal Property Tax                | 410000000      | 589,810.99          | 0.00          | 589,810.99            | 0.0          | 789,587.09              | 0.00                   | 789,587.09               | 0.0            |  |
| Fire District Assistance Tax         | 420000000      | 12,638.42           | 0.00          | 12,638.42             | 0.0          | 230,105.41              | 313,900.00             | (83,794.59)              | (26.7)         |  |
| Cell Tower Lease Revenue             | 477500000      | 2,889.06            | 0.00          | 2,889.06              | 0.0          | 8,465.62                | 38,000.00              | (29,534.38)              | (77.7)         |  |
| State of AZ/Off-District Fires       | 480000000      | (24,910.70)         | 0.00          | (24,910.70)           | 0.0          | 0.00                    | 0.00                   | 0.00                     | 0.0            |  |
| Interest Income-General Fund         | 490000000      | 581.59              | 0.00          | 581.59                | 0.0          | 12,441.63               | 0.00                   | 12,441.63                | 0.0            |  |
| Interest Income-Cap Rsv Fund         | 490100000      | (2,760.62)          | 0.00          | (2,760.62)            | 0.0          | 1.54                    | 0.00                   | 1.54                     | 0.0            |  |
| Misc. Income                         | 510000000      | (155.91)            | 0.00          | (155.91)              | 0.0          | 0.00                    | 0.00                   | 0.00                     | 0.0            |  |
| Communications Contracting Revenue   | 514041000      | (6,750.00)          | 0.00          | (6,750.00)            | 0.0          | 15,065.34               | 0.00                   | 15,065.34                | 0.0            |  |
| Donations                            | 540000000      | (5,000.00)          | 0.00          | (5,000.00)            | 0.0          | 0.00                    | 0.00                   | 0.00                     | 0.0            |  |
| Grant-FEMA-SAFER                     | 543050005      | 0.00                | 0.00          | 0.00                  | 0.0          | 0.00                    | 65,000.00              | (65,000.00)              | (100.0)        |  |
| Warehouse Purchasing Group           | 570000000      | (1,403.67)          | 0.00          | (1,403.67)            | 0.0          | 0.00                    | 0.00                   | 0.00                     | 0.0            |  |
| <b>Net Revenues</b>                  |                | <b>\$581,563.81</b> | <b>\$0.00</b> | <b>\$581,563.81</b>   | <b>0.0 %</b> | <b>\$2,148,703.74</b>   | <b>\$14,533,133.00</b> | <b>\$(12,384,429.26)</b> | <b>(85.2)%</b> |  |
| <b><u>Personnel Expenses</u></b>     |                |                     |               |                       |              |                         |                        |                          |                |  |
| SWAT Response / Coverage             | 611030250      | \$2,142.71          | \$0.00        | \$(2,142.71)          | 0.0%         | \$0.00                  | \$0.00                 | \$0.00                   | 0.0%           |  |
| Fire Authority Funding               | 670010000      | 329,608.83          | 0.00          | (329,608.83)          | 0.0          | 9,520,727.50            | 14,449,633.00          | 4,928,905.50             | 34.1           |  |
| <b>Total Personnel Expenses</b>      |                | <b>\$331,751.54</b> | <b>\$0.00</b> | <b>\$(331,751.54)</b> | <b>0.0 %</b> | <b>\$9,520,727.50</b>   | <b>\$14,449,633.00</b> | <b>\$4,928,905.50</b>    | <b>34.1 %</b>  |  |
| <b><u>Supply Expenses</u></b>        |                |                     |               |                       |              |                         |                        |                          |                |  |
| Radio/Pager Maintenance              | 628041000      | \$(216.43)          | \$0.00        | \$216.43              | 0.0%         | \$0.00                  | \$0.00                 | \$0.00                   | 0.0%           |  |
| <b>Total Supply Expenses</b>         |                | <b>\$(216.43)</b>   | <b>\$0.00</b> | <b>\$216.43</b>       | <b>0.0 %</b> | <b>\$0.00</b>           | <b>\$0.00</b>          | <b>\$0.00</b>            | <b>0.0 %</b>   |  |
| <b><u>Service Expenses</u></b>       |                |                     |               |                       |              |                         |                        |                          |                |  |
| Audit & Accounting                   | 640010000      | \$0.00              | \$0.00        | \$0.00                | 0.0%         | \$12,494.05             | \$2,000.00             | \$(10,494.05)            | (524.7)%       |  |
| Other Prof Services/Admin            | 640510000      | 0.00                | 0.00          | 0.00                  | 0.0          | 62,896.65               | 75,500.00              | 12,603.35                | 16.7           |  |
| Legal Services - Routine             | 641010000      | 1,670.45            | 0.00          | (1,670.45)            | 0.0          | 5,928.71                | 5,000.00               | (928.71)                 | (18.6)         |  |
| Legal Services - Non-Routine         | 641010600      | 5,876.19            | 0.00          | (5,876.19)            | 0.0          | 42,113.93               | 0.00                   | (42,113.93)              | 0.0            |  |
| Fire Board Expenses                  | 644110000      | 0.00                | 0.00          | 0.00                  | 0.0          | 407.26                  | 1,000.00               | 592.74                   | 59.3           |  |
| Misc/Admin                           | 661010000      | (3,092.25)          | 0.00          | 3,092.25              | 0.0          | 0.00                    | 0.00                   | 0.00                     | 0.0            |  |
| <b>Total Service Expenses</b>        |                | <b>\$4,454.39</b>   | <b>\$0.00</b> | <b>\$(4,454.39)</b>   | <b>0.0 %</b> | <b>\$123,840.60</b>     | <b>\$83,500.00</b>     | <b>\$(40,340.60)</b>     | <b>(48.3)%</b> |  |
| <b>Total Expenses</b>                |                | <b>\$335,989.50</b> |               | <b>\$(335,989.50)</b> |              | <b>\$9,644,568.10</b>   | <b>\$14,533,133.00</b> | <b>\$4,888,564.90</b>    | <b>33.6%</b>   |  |
| <b>Income (Loss) from Operations</b> |                | <b>\$245,574.31</b> | <b>\$0.00</b> | <b>\$245,574.31</b>   | <b>0.0%</b>  | <b>\$(7,495,864.36)</b> | <b>\$0.00</b>          | <b>\$(7,495,864.36)</b>  | <b>0.0%</b>    |  |
| <b><u>Contingency</u></b>            |                |                     |               |                       |              |                         |                        |                          |                |  |

4/10/17  
3:11:29 PM

**CENTRAL YAVAPAI FIRE DISTRICT**  
Income Statement  
(Original Budget to Actual Comparison)  
For the period of 3/1/2017 Through 3/31/2017

|                          | Account   | Actual              | Current Period |                     | %            | Actual                  | Year To Date         |                         | %                 |
|--------------------------|-----------|---------------------|----------------|---------------------|--------------|-------------------------|----------------------|-------------------------|-------------------|
|                          |           |                     | Budget         | Variance            |              |                         | Budget               | Variance                |                   |
| Funded Contingency/Admin | 780010000 | \$0.00              | \$0.00         | \$0.00              | 0.0%         | \$0.00                  | \$(20,000.00)        | \$20,000.00             | 100.0%            |
| <b>Total Contingency</b> |           | <b>\$0.00</b>       | <b>\$0.00</b>  | <b>\$0.00</b>       | <b>0.0 %</b> | <b>\$0.00</b>           | <b>\$(20,000.00)</b> | <b>\$20,000.00</b>      | <b>100.0 %</b>    |
| <b>Net Income (Loss)</b> |           | <b>\$245,574.31</b> | <b>\$0.00</b>  | <b>\$245,574.31</b> | <b>0.0%</b>  | <b>\$(7,495,864.36)</b> | <b>\$(20,000.00)</b> | <b>\$(7,475,864.36)</b> | <b>(37379.3)%</b> |

4/10/17  
3:09:33 PM

**CENTRAL YAVAPAI FIRE DISTRICT**

Balance Sheet  
As of 3/31/2017

**Assets**

**Current Assets**

|                                |              |              |
|--------------------------------|--------------|--------------|
| Cash with Yavapai County       | \$310,675.95 |              |
| Capital Reserve Fund           | (391,156.44) |              |
| Taxes Receivable               | 326,371.94   |              |
| Misc. Receivables              | (4,418.69)   |              |
| Retiree / Insurance Receivable | (4,824.18)   |              |
| Total Current Assets           |              | \$236,648.58 |

**Total Assets**

\$236,648.58

**Liabilities and Net Assets**

**Current Liabilities**

|                                  |             |              |
|----------------------------------|-------------|--------------|
| Accrued Wages                    | \$(70.91)   |              |
| Accrued Payroll Expenses         | (15.65)     |              |
| Federal Tax Withheld             | (0.03)      |              |
| PSPRS Withheld                   | 0.04        |              |
| State Retirement Withheld        | (11,763.82) |              |
| State Retirement Service Purch 1 | (42.54)     |              |
| Vol. Pension & Relief Withheld   | (30.81)     |              |
| FF Association Dues Withheld     | (24.00)     |              |
| Credit Union Monies Withheld     | 0.62        |              |
| Health Insurance Withheld        | (6,391.64)  |              |
| Supplemental Insurance Withheld  | 71.34       |              |
| Deferred Revenue                 | 248,692.97  |              |
| Total Current Liabilities        |             | \$230,425.57 |

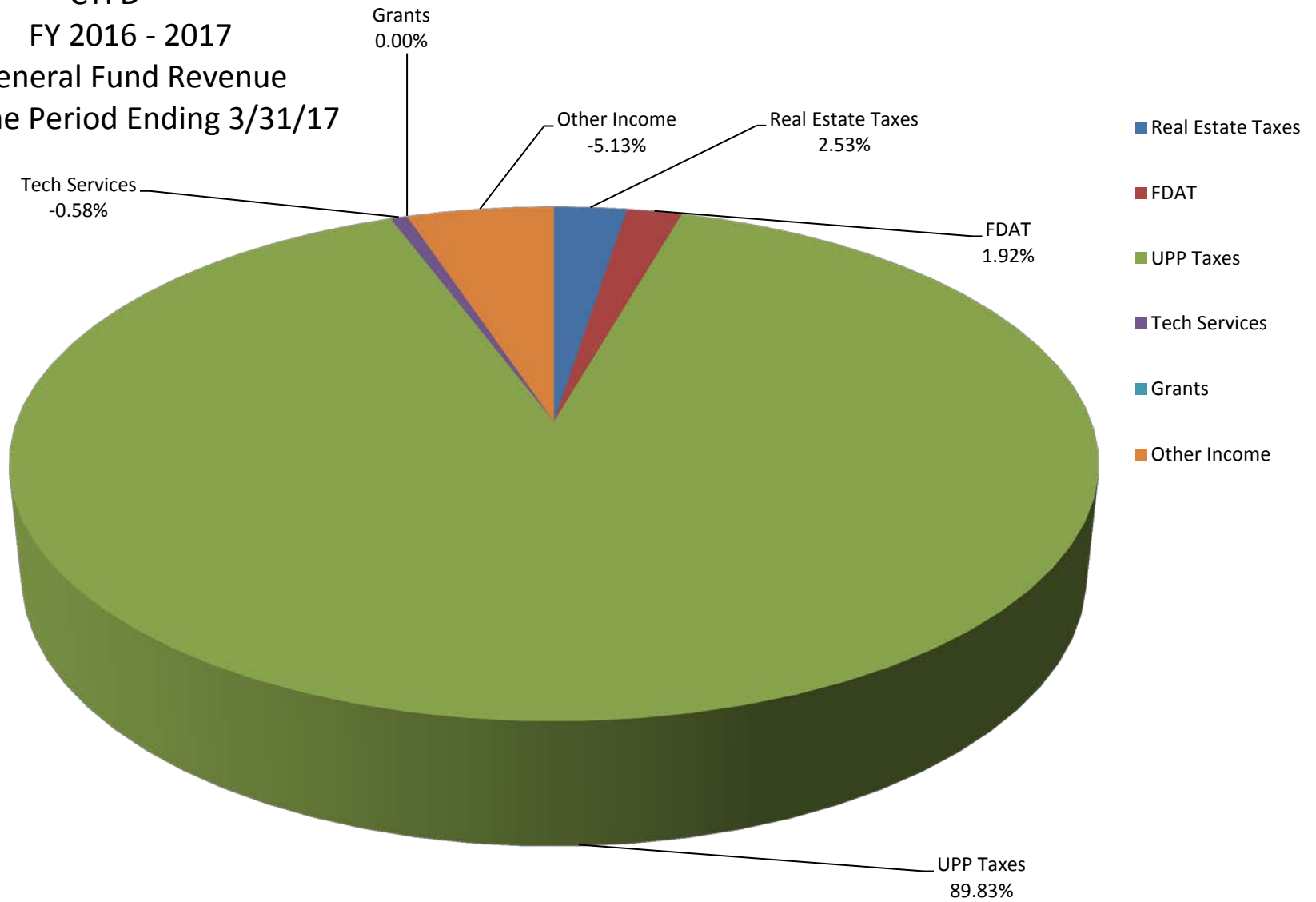
**Total Liabilities**

\$230,425.57

**Net Assets**

|                                  |                |                     |
|----------------------------------|----------------|---------------------|
| Fund Balance                     | \$7,502,087.37 |                     |
| Current Year Net Assets          | (7,495,864.36) |                     |
| Total Net Assets                 |                | 6,223.01            |
| Total Liabilities and Net Assets |                | <u>\$236,648.58</u> |

CYFD  
FY 2016 - 2017  
General Fund Revenue  
For the Period Ending 3/31/17

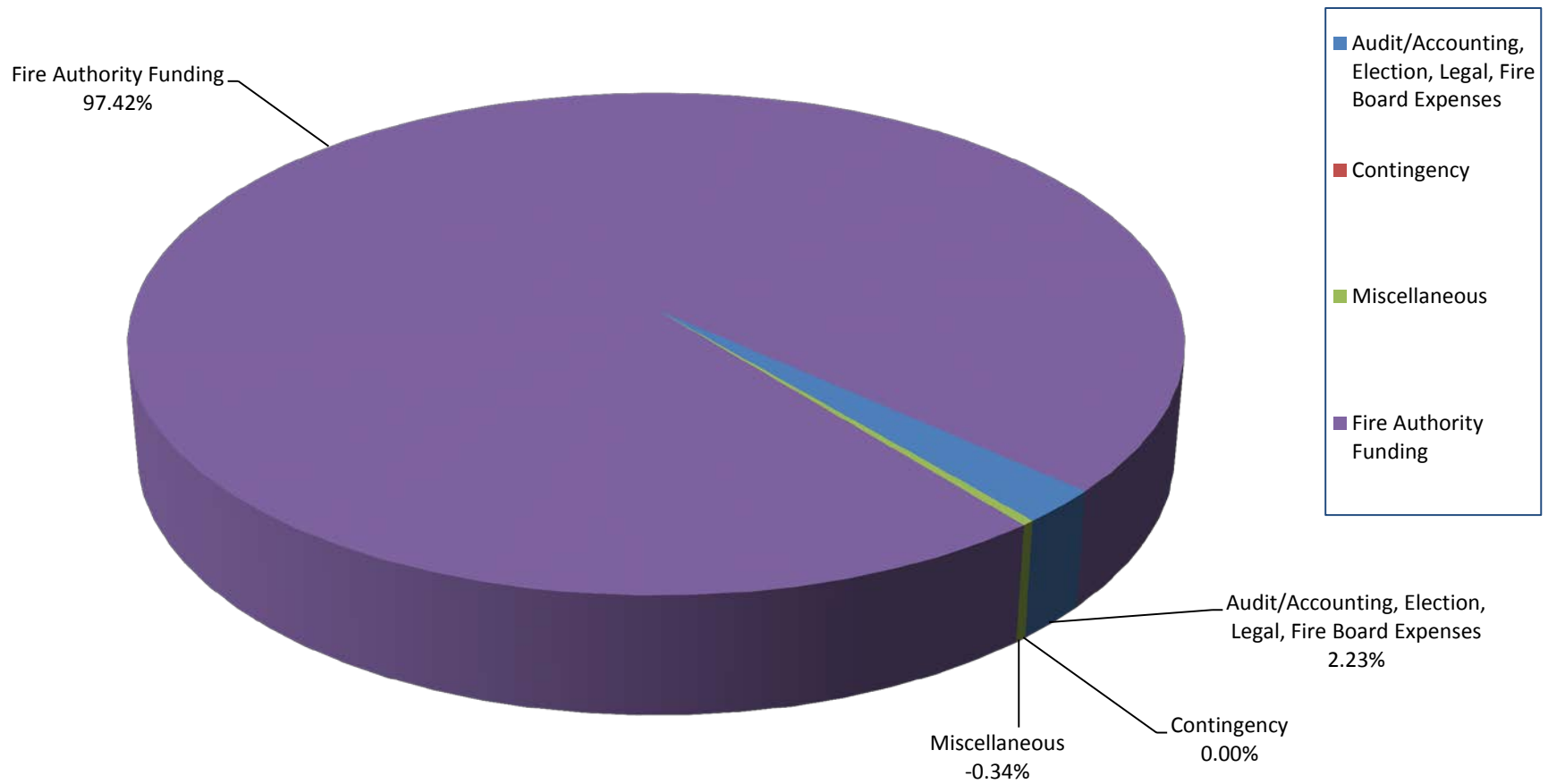




**CENTRAL YAVAPAI FIRE DISTRICT****REVENUE**

|                   | Current<br>Month Revenue | YTD<br>Budget |        |
|-------------------|--------------------------|---------------|--------|
| Real Estate Taxes | \$ 16,625                | \$ 14,116,233 | 2.86   |
| FDAT              | \$ 12,638                | \$ 313,900    | 2.17   |
| UPP Taxes         | \$ 589,811               | \$ -          | 101.42 |
| Tech Services     | \$ (3,861)               | \$ 38,000     | (0.66) |
| Grants            | \$ -                     | \$ 65,000     | 0.00   |
| Other Income      | \$ (33,649)              | \$ -          | (5.79) |
|                   | \$ 581,564               | \$ 14,533,133 | 100.00 |

CYFD  
FY 2016 - 2017  
General Fund Expenditures  
For the Period Ending 3/31/17



## CENTRAL YAVAPAI FIRE DISTRICT

### EXPENSES

|                                                              | Current Month<br>Actual |         | YTD Budget    |        |
|--------------------------------------------------------------|-------------------------|---------|---------------|--------|
| Audit/Accounting,<br>Election, Legal, Fire<br>Board Expenses | \$                      | 7,547   | \$ 83,500     | 2.25   |
| Contingency                                                  | \$                      | -       | \$ -          | 0.00   |
| Miscellaneous                                                | \$                      | (1,166) |               | (0.35) |
| Fire Authority<br>Funding                                    | \$                      | 329,609 | \$ 14,449,633 | 98.10  |
|                                                              | \$                      | 335,990 | \$ 14,533,133 | 100.00 |

**Central Yavapai Fire District**  
**General Fund Tax Collection Information**

|             | FY 04-05    | FY 05-06    | FY 06-07    | FY 07-08     | FY 08-09     | FY 09-10     | FY 10-11     | FY 11-12     | FY 12-13     | FY 13-14     | FY 14-15     | FY 15-16     | FY 16-17     |
|-------------|-------------|-------------|-------------|--------------|--------------|--------------|--------------|--------------|--------------|--------------|--------------|--------------|--------------|
| Total Levy  | \$6,913,768 | \$8,081,850 | \$9,436,030 | \$11,846,174 | \$13,463,373 | \$13,408,327 | \$13,409,077 | \$12,030,906 | \$11,565,704 | \$11,463,180 | \$12,355,859 | \$13,284,318 | \$14,116,233 |
| Month       | Collected   | Collected   | Collected   | Collected    | Collected    | Collected    | Collected    | Collected    | Collected    | Collected    | Collected    | Collected    | Collected    |
| July        | \$90,827    | \$96,915    | \$83,783    | \$87,156     | \$110,039    | \$132,171    | \$160,816    | \$97,118     | \$98,218     | \$49,130     | \$52,496     | \$78,757     | \$50,468     |
| %           | 1.8561%     | 1.9390%     | 1.1706%     | 1.3917%      | 0.8173%      | 0.986%       | 1.199%       | 0.807%       | 0.849%       | 0.429%       | 0.425%       | 0.593%       | 0.358%       |
| % To Date   | 1.8561%     | 1.9390%     | 1.1706%     | 1.3917%      | 0.8173%      | 0.9857%      | 1.1993%      | 0.8072%      | 0.8492%      | 0.4286%      | 0.4249%      | 0.5929%      | 0.3575%      |
| August      | \$19,394    | \$33,539    | \$29,902    | \$29,493     | \$43,363     | \$54,230     | \$67,211     | \$67,725     | \$53,505     | \$31,390     | \$16,334     | \$33,291     | \$26,519     |
| %           | 0.8204%     | 0.4024%     | 0.3082%     | 0.3634%      | 0.3221%      | 0.404%       | 0.501%       | 0.563%       | 0.463%       | 0.274%       | 0.132%       | 0.251%       | 0.188%       |
| % To Date   | 2.6765%     | 2.3414%     | 1.4788%     | 1.7551%      | 1.1394%      | 1.3902%      | 1.7005%      | 1.3702%      | 1.3118%      | 0.7024%      | 0.5571%      | 0.8435%      | 0.5454%      |
| September   | \$539,210   | \$70,431    | \$177,924   | \$43,626     | \$107,451    | \$54,153     | \$117,450    | \$77,250     | \$838,823    | \$648,107    | \$1,095,501  | \$1,245,953  | \$789,429    |
| %           | 0.6101%     | 1.9306%     | 3.9653%     | 0.4126%      | 0.7981%      | 0.404%       | 0.876%       | 0.642%       | 7.253%       | 5.654%       | 8.866%       | 9.379%       | 5.592%       |
| % To Date   | 3.2866%     | 4.2720%     | 5.4441%     | 2.1677%      | 1.9375%      | 1.7941%      | 2.5764%      | 2.0123%      | 8.5645%      | 6.3562%      | 9.4233%      | 10.2226%     | 6.1377%      |
| October     | \$1,927,176 | \$2,875,353 | \$3,215,840 | \$4,532,443  | \$5,218,751  | \$4,889,830  | \$4,830,888  | \$3,857,770  | \$4,051,242  | \$3,652,128  | \$4,537,288  | \$4,753,774  | \$3,589,494  |
| %           | 29.4660%    | 34.7343%    | 32.5873%    | 37.6731%     | 38.763%      | 36.469%      | 36.027%      | 32.065%      | 35.028%      | 31.860%      | 36.722%      | 35.785%      | 25.428%      |
| % To Date   | 32.7526%    | 39.0064%    | 38.0313%    | 39.8408%     | 40.7001%     | 38.2627%     | 38.6034%     | 34.0777%     | 43.5926%     | 38.2159%     | 46.1451%     | 46.0074%     | 31.5659%     |
| November    | \$1,286,650 | \$1,314,493 | \$1,569,999 | \$1,445,614  | \$1,464,437  | \$1,810,813  | \$1,771,286  | \$2,173,940  | \$1,136,001  | \$1,662,046  | \$776,001    | \$1,053,509  | \$3,154,358  |
| %           | 23.1259%    | 17.1466%    | 17.5005%    | 16.1786%     | 10.877%      | 13.505%      | 13.210%      | 18.070%      | 9.822%       | 14.499%      | 6.280%       | 7.930%       | 22.346%      |
| % To Date   | 55.8785%    | 56.1530%    | 55.5318%    | 56.0194%     | 51.5773%     | 51.7678%     | 51.8130%     | 52.1474%     | 53.4147%     | 52.7149%     | 52.4255%     | 53.9379%     | 53.9115%     |
| December    | \$196,952   | \$436,441   | \$487,646   | \$518,402    | \$653,937    | \$804,068    | \$703,572    | \$598,094    | \$657,523    | \$682,390    | \$822,849    | \$847,617    | \$896,697    |
| %           | 2.8328%     | 2.8396%     | 2.8162%     | 3.2900%      | 4.8572%      | 5.9968%      | 5.2470%      | 4.9713%      | 5.6851%      | 5.9529%      | 6.6596%      | 6.3806%      | 6.3522%      |
| % To Date   | 58.7113%    | 58.9926%    | 58.3480%    | 59.3094%     | 56.4344%     | 57.7646%     | 57.0600%     | 57.1187%     | 59.0998%     | 58.6678%     | 59.0851%     | 60.3185%     | 60.2637%     |
| January     | \$144,098   | \$182,929   | \$233,164   | \$418,982    | \$429,557    | \$418,693    | \$440,523    | \$471,527    | \$316,971    | \$345,369    | \$323,603    | \$302,609    | \$368,574    |
| %           | 2.5007%     | 2.0818%     | 1.4652%     | 1.4671%      | 3.1906%      | 3.1226%      | 3.2853%      | 3.9193%      | 2.7406%      | 3.0129%      | 2.6190%      | 2.2779%      | 2.6110%      |
| % To Date   | 61.2120%    | 61.0744%    | 59.8132%    | 60.7765%     | 59.6250%     | 60.8872%     | 60.3453%     | 61.0380%     | 61.8405%     | 61.6806%     | 61.7041%     | 62.5964%     | 62.8747%     |
| February    | \$97,852    | \$263,264   | \$278,975   | \$364,994    | \$418,260    | \$491,337    | \$579,652    | \$452,569    | \$404,624    | \$354,364    | \$337,873    | \$351,342    | \$394,891    |
| %           | 2.5771%     | 1.7459%     | 1.8239%     | 1.6772%      | 3.1067%      | 3.6644%      | 4.3228%      | 3.7617%      | 3.4985%      | 3.0913%      | 2.7345%      | 2.6448%      | 2.7974%      |
| % To Date   | 63.7891%    | 62.8203%    | 61.6371%    | 62.4537%     | 62.7317%     | 64.5516%     | 64.6681%     | 64.7997%     | 65.3389%     | 64.7719%     | 64.4386%     | 65.2412%     | 65.6721%     |
| March       | \$154,631   | \$371,324   | \$361,669   | \$535,404    | \$589,848    | \$622,420    | \$585,713    | \$469,035    | \$388,803    | \$444,942    | \$486,368    | \$526,700    | \$606,436    |
| %           | 2.2141%     | 2.0772%     | 2.2658%     | 2.2945%      | 4.3811%      | 4.6420%      | 4.3680%      | 3.8986%      | 3.3617%      | 3.8815%      | 3.9363%      | 3.9648%      | 4.2960%      |
| % To Date   | 66.0032%    | 64.8975%    | 63.9029%    | 64.7482%     | 67.1128%     | 69.1937%     | 69.0361%     | 68.6983%     | 68.7006%     | 68.6534%     | 68.3749%     | 69.2061%     | 69.9681%     |
| April       | \$1,458,917 | \$1,771,951 | \$2,150,211 | \$2,612,277  | \$3,055,585  | \$3,015,293  | \$3,016,004  | \$2,866,023  | \$2,744,532  | \$2,658,334  | \$3,204,400  | \$3,444,316  | \$0          |
| %           | 21.1757%    | 18.1462%    | 21.9855%    | 18.9281%     | 22.6955%     | 22.4882%     | 22.4923%     | 23.8222%     | 23.7299%     | 23.1902%     | 25.9343%     | 25.9277%     | 0.0000%      |
| % To Date   | 87.1789%    | 83.0437%    | 85.8884%    | 83.6763%     | 89.8083%     | 91.6819%     | 91.5284%     | 92.5205%     | 92.4305%     | 91.8436%     | 94.3092%     | 95.1337%     | 69.9681%     |
| May         | \$831,445   | \$488,790   | \$577,825   | \$793,414    | \$879,374    | \$916,959    | \$947,777    | \$798,148    | \$740,157    | \$716,914    | \$380,081    | \$416,552    | \$0          |
| %           | 11.3797%    | 14.9929%    | 10.8976%    | 14.6802%     | 6.5316%      | 6.8387%      | 7.0682%      | 6.6341%      | 6.3996%      | 6.2541%      | 3.0761%      | 3.1357%      | 0.0000%      |
| % To Date   | 98.5586%    | 98.0365%    | 96.7860%    | 98.3565%     | 96.3399%     | 98.5206%     | 98.5966%     | 99.1546%     | 98.8301%     | 98.0977%     | 97.3853%     | 98.2694%     | 69.9681%     |
| June        | \$114,278   | \$116,499   | \$159,436   | \$136,155    | \$145,703    | \$170,884    | \$174,933    | \$177,193    | \$161,596    | \$161,606    | \$181,986    | \$200,523    | \$0          |
| %           | 0.9877%     | 1.7911%     | 2.0166%     | 1.3217%      | 1.0822%      | 1.2745%      | 1.3046%      | 1.4728%      | 1.3972%      | 1.4098%      | 1.4729%      | 1.5095%      | 0.0000%      |
| % To Date   | 99.5463%    | 99.8277%    | 98.8026%    | 99.6782%     | 97.4221%     | 99.7951%     | 99.9012%     | 100.6274%    | 100.2273%    | 99.5075%     | 98.8582%     | 99.7789%     | 69.9681%     |
| TOTALS      | \$6,310,280 | \$7,110,845 | \$8,354,861 | \$10,038,188 | \$13,116,306 | \$13,380,852 | \$13,395,823 | \$12,106,390 | \$11,591,996 | \$11,406,720 | \$12,214,780 | \$13,254,943 | \$9,876,867  |
| Delinquency | 0.4537%     | 0.1723%     | 1.1974%     | 0.3218%      | 2.5779%      | 0.2049%      | 0.0988%      | -0.6274%     | -0.2273%     | 0.4925%      | 1.1418%      | 0.2211%      | 30.0319%     |

**Central Yavapai Fire District**  
**FDAT Collection Information**

|             | FY 04-05  | FY 05-06  | FY 06-07  | FY 07-08  | FY 08-09  | FY 09-10  | FY 10-11  | FY 11-12  | FY 12-13  | FY 13-14  | FY 14-15  | FY 15-16  | FY 16-17  |
|-------------|-----------|-----------|-----------|-----------|-----------|-----------|-----------|-----------|-----------|-----------|-----------|-----------|-----------|
| Total Levy  | \$300,000 | \$300,000 | \$300,000 | \$300,000 | \$300,000 | \$300,000 | \$300,000 | \$300,000 | \$338,000 | \$309,352 | \$313,900 | \$313,900 | \$313,900 |
| Month       | Collected | Collected | Collected | Collected | Collected | Collected | Collected | Collected | Collected | Collected | Collected | Collected | Collected |
| July        | \$4,703   | \$4,168   | \$2,975   | \$2,464   | \$1,301   | \$3,143   | \$3,697   | \$2,595   | \$3,064   | \$1,979   | \$1,836   | \$2,501   | \$1,423   |
| %           | 2.1203%   | -0.8239%  | 5.0433%   | 2.0287%   | 0.4338%   | 1.048%    | 1.232%    | 0.865%    | 0.907%    | 0.640%    | 0.585%    | 0.797%    | 0.453%    |
| % To Date   | 2.1203%   | -0.8239%  | 5.0433%   | 2.0287%   | 0.4338%   | 1.0476%   | 1.2324%   | 0.8651%   | 0.9066%   | 0.6398%   | 0.5848%   | 0.7966%   | 0.4533%   |
| August      | \$1,604   | \$1,731   | \$1,333   | \$1,258   | \$1,226   | \$1,248   | \$1,915   | \$1,736   | \$1,536   | \$902     | \$823     | \$1,456   | \$661     |
| %           | 1.0461%   | 0.6483%   | 0.4096%   | 0.4382%   | 0.4085%   | 0.416%    | 0.638%    | 0.579%    | 0.455%    | 0.291%    | 0.262%    | 0.464%    | 0.211%    |
| % To Date   | 3.1664%   | -0.1756%  | 5.4529%   | 2.4669%   | 0.8423%   | 1.4636%   | 1.8709%   | 1.4439%   | 1.3611%   | 0.9312%   | 0.8471%   | 1.2606%   | 0.6638%   |
| September   | \$21,474  | \$1,724   | \$2,051   | \$868     | \$1,745   | \$1,257   | \$2,388   | \$1,448   | \$19,621  | \$15,016  | \$25,478  | \$26,332  | \$8,777   |
| %           | 0.5869%   | 0.9866%   | 0.0000%   | 0.3293%   | 0.582%    | 0.419%    | 0.796%    | 0.483%    | 5.805%    | 4.854%    | 8.117%    | 8.389%    | 2.796%    |
| % To Date   | 3.7533%   | 0.8109%   | 5.4529%   | 2.7962%   | 1.4240%   | 1.8825%   | 2.6670%   | 1.9266%   | 7.1662%   | 5.7853%   | 8.9637%   | 9.6492%   | 3.4600%   |
| October     | \$82,848  | \$96,135  | \$102,106 | \$97,685  | \$101,806 | \$99,555  | \$96,016  | \$93,006  | \$101,218 | \$95,055  | \$78,715  | \$97,909  | \$86,411  |
| %           | 28.7499%  | 29.9224%  | 26.7685%  | 33.8371%  | 33.9354%  | 33.185%   | 32.005%   | 31.002%   | 29.946%   | 30.727%   | 25.076%   | 31.191%   | 27.528%   |
| % To Date   | 32.5032%  | 30.7333%  | 32.2214%  | 36.6333%  | 35.3594%  | 35.0674%  | 34.6725%  | 32.9286%  | 37.1125%  | 36.5125%  | 34.0402%  | 40.8405%  | 30.9882%  |
| November    | \$62,790  | \$59,803  | \$55,973  | \$56,540  | \$50,916  | \$52,928  | \$50,646  | \$59,997  | \$53,327  | \$50,582  | \$58,108  | \$43,410  | \$75,219  |
| %           | 26.5042%  | 22.8299%  | 24.3841%  | 20.2237%  | 16.9722%  | 17.6426%  | 16.8819%  | 19.9989%  | 15.7772%  | 16.3508%  | 18.5116%  | 13.8292%  | 23.9628%  |
| % To Date   | 59.0074%  | 53.5633%  | 56.6055%  | 56.8570%  | 52.3315%  | 52.7100%  | 51.5544%  | 52.9274%  | 52.8897%  | 52.8633%  | 52.5518%  | 54.6697%  | 54.9510%  |
| December    | \$8,615   | \$18,356  | \$14,523  | \$14,149  | \$14,552  | \$17,550  | \$19,555  | \$15,865  | \$18,751  | \$17,866  | \$19,303  | \$20,201  | \$24,923  |
| %           | 2.6880%   | 3.1634%   | 3.0781%   | 3.4052%   | 4.8505%   | 5.8501%   | 6.5184%   | 5.2883%   | 5.5476%   | 5.7753%   | 6.1494%   | 6.4354%   | 7.9398%   |
| % To Date   | 61.6954%  | 56.7267%  | 59.6835%  | 60.2621%  | 57.1821%  | 58.5602%  | 58.0728%  | 58.2157%  | 58.4373%  | 58.6386%  | 58.7012%  | 61.1051%  | 62.8908%  |
| January     | \$8,021   | \$9,532   | \$9,359   | \$12,416  | \$11,850  | \$12,187  | \$11,920  | \$12,904  | \$12,073  | \$20,052  | \$11,243  | \$10,565  | \$11,762  |
| %           | 3.2227%   | 2.4080%   | 2.3099%   | 2.0084%   | 3.9501%   | 4.0624%   | 3.9733%   | 4.3013%   | 3.5719%   | 6.4819%   | 3.5817%   | 3.3658%   | 3.7471%   |
| % To Date   | 64.9180%  | 59.1347%  | 61.9934%  | 62.2705%  | 61.1321%  | 62.6225%  | 62.0461%  | 62.5170%  | 62.0092%  | 65.1205%  | 62.2829%  | 64.4709%  | 66.6378%  |
| February    | \$4,527   | \$7,787   | \$9,793   | \$10,562  | \$9,794   | \$11,387  | \$10,332  | \$10,894  | \$11,450  | \$8,863   | \$7,979   | \$7,946   | \$8,291   |
| %           | 2.8210%   | 1.9308%   | 1.8404%   | 2.4433%   | 3.265%    | 3.796%    | 3.444%    | 3.631%    | 3.388%    | 2.865%    | 2.542%    | 2.531%    | 2.641%    |
| % To Date   | 67.7390%  | 61.0655%  | 63.8338%  | 64.7138%  | 64.3968%  | 66.4183%  | 65.4902%  | 66.1482%  | 65.3968%  | 67.9857%  | 64.8248%  | 67.0023%  | 69.2790%  |
| March       | \$5,620   | \$16,226  | \$12,337  | \$12,305  | \$12,699  | \$13,595  | \$14,808  | \$12,280  | \$11,003  | \$10,149  | \$12,656  | \$12,018  | \$12,638  |
| %           | 2.2914%   | 1.4983%   | 1.9114%   | 2.0156%   | 4.2329%   | 4.5315%   | 4.9361%   | 4.0932%   | 3.2554%   | 3.2808%   | 4.0319%   | 3.8284%   | 4.0261%   |
| % To Date   | 70.0304%  | 62.5638%  | 65.7452%  | 66.7294%  | 68.6297%  | 70.9498%  | 70.4262%  | 70.2414%  | 68.6522%  | 71.2665%  | 68.8567%  | 70.8307%  | 73.3051%  |
| April       | \$51,786  | \$45,356  | \$45,679  | \$33,339  | \$39,613  | \$55,561  | \$57,997  | \$43,738  | \$56,579  | \$58,042  | \$65,056  | \$35,416  | \$0       |
| %           | 17.9575%  | 14.3693%  | 16.6549%  | 17.3709%  | 13.2045%  | 18.5203%  | 19.3324%  | 14.5794%  | 16.7394%  | 18.7624%  | 20.7249%  | 11.2825%  | 0.0000%   |
| % To Date   | 87.9878%  | 76.9331%  | 82.4001%  | 84.1002%  | 81.8342%  | 89.4701%  | 89.7587%  | 84.8208%  | 85.3916%  | 90.0289%  | 89.5816%  | 82.1132%  | 73.3051%  |
| May         | \$43,885  | \$34,199  | \$37,793  | \$50,251  | \$44,834  | \$31,295  | \$25,244  | \$44,155  | \$43,984  | \$31,386  | \$22,095  | \$51,376  | \$0       |
| %           | 13.5009%  | 18.7327%  | 15.3767%  | 15.0484%  | 14.9446%  | 10.4317%  | 8.4146%   | 14.7184%  | 13.0130%  | 10.1458%  | 7.0389%   | 16.3671%  | 0.0000%   |
| % To Date   | 101.4887% | 95.6658%  | 97.7768%  | 99.1487%  | 96.7788%  | 99.9019%  | 98.1733%  | 99.5391%  | 98.4046%  | 100.1747% | 96.6206%  | 98.4803%  | 73.3051%  |
| June        | \$4,629   | \$3,699   | \$4,194   | \$3,396   | \$3,537   | \$3,134   | \$4,100   | \$4,540   | \$5,694   | \$4,028   | \$4,150   | \$6,266   | \$0       |
| %           | 0.9351%   | 1.7492%   | 1.8785%   | 1.4651%   | 1.1790%   | 1.0447%   | 1.3665%   | 1.5132%   | 1.6847%   | 1.3019%   | 1.3221%   | 1.9962%   | 0.0000%   |
| % To Date   | 102.4238% | 97.4149%  | 99.6553%  | 100.6138% | 97.9578%  | 100.9465% | 99.5398%  | 101.0524% | 100.0894% | 101.4767% | 97.9427%  | 100.4765% | 73.3051%  |
| TOTALS      | \$307,271 | \$292,245 | \$298,966 | \$301,841 | \$293,873 | \$302,840 | \$298,619 | \$303,157 | \$338,302 | \$313,920 | \$307,442 | \$315,396 | \$230,105 |
| Delinquency | -2.4238%  | 2.5851%   | 0.3447%   | -0.6138%  | 2.0422%   | -0.9465%  | 0.4602%   | -1.0524%  | -0.0894%  | -1.4767%  | 2.0573%   | -0.4765%  | 26.6949%  |



## 2016 - 2017 Cash Flow by Month : March Board Meeting

|                                                              | Actual    |           |           |           |           |             |           |           |           | Projected |           |           |
|--------------------------------------------------------------|-----------|-----------|-----------|-----------|-----------|-------------|-----------|-----------|-----------|-----------|-----------|-----------|
|                                                              | July      | Aug.      | Sept.     | Oct.      | Nov.      | Dec.        | Jan.      | Feb.      | March     | April     | May       | June      |
| <b>Revenues:</b>                                             |           |           |           |           |           |             |           |           |           |           |           |           |
| Property Taxes                                               | 50,468    | 26,519    | 789,429   | 3,589,494 | 3,154,358 | 896,697     | 368,574   | 394,891   | 606,436   | 1,176,353 | 1,176,353 | 1,176,353 |
| FDAT                                                         | 1,423     | 661       | 8,777     | 86,411    | 75,219    | 24,923      | 11,762    | 8,291     | 12,638    | 26,158    | 26,158    | 26,158    |
| Fee for Service                                              | 24,503    | -         | -         | -         | -         | -           | -         | 2,889     | (3,861)   | 3,167     | 3,167     | 3,167     |
| Interest Income                                              | 1,070     | 457       | 539       | -         | 880       | 4,138       | -         | 850       | -         | -         | -         | -         |
| Grants                                                       | -         | -         | -         | -         | -         | -           | 4,099     | -         | -         | 5,417     | 5,417     | 5,417     |
| Miscellaneous Non Levy                                       | 28,631    | -         | -         | 425       | -         | 5,000       | -         | -         | (33,649)  | -         | -         | -         |
| <b>RevenueTotals:</b>                                        | 106,095   | 27,637    | 798,746   | 3,676,330 | 3,230,457 | 930,758     | 384,436   | 406,921   | 581,564   | 1,211,094 | 1,211,094 | 1,211,094 |
| <b>Expenditures:</b>                                         |           |           |           |           |           |             |           |           |           |           |           |           |
| Audit/Accounting,<br>Election, Legal,<br>Fire Board Expenses | -         | 3,798     | -         | 10,913    | 9,592     | 81,232      | 1,851     | 8,907     | 7,547     | 6,958     | 6,958     | 6,958     |
| Fire Authority Funding                                       | -         | 115,320   | 55,670    | 798,744   | 3,676,329 | 3,230,456   | 930,168   | 384,430   | 329,609   | 1,204,136 | 1,204,136 | 1,204,136 |
| Miscellaneous                                                | (2,143)   | 3,032     | -         | -         | 216       |             |           |           | (1,166)   |           |           |           |
| <b>ExpenditureTotals:</b>                                    | (2,143)   | 122,151   | 55,670    | 809,657   | 3,686,138 | 3,311,688   | 932,019   | 393,337   | 335,990   | 1,211,094 | 1,211,094 | 1,211,094 |
| <b>Monthly Net Cash</b>                                      | 108,238   | (94,514)  | 743,076   | 2,866,673 | (455,680) | (2,380,930) | (547,583) | 13,584    | 245,574   | (0)       | (0)       | (0)       |
| <b>Cumulative Net Cash</b>                                   | 2,642,816 | 2,548,302 | 3,291,378 | 6,158,051 | 5,702,371 | 3,321,441   | 2,773,858 | 2,760,274 | 2,514,700 | 2,514,700 | 2,514,700 | 2,514,700 |
| <b>Cash Balance</b>                                          | 2,534,578 | 2,440,065 | 3,183,141 | 6,049,814 | 5,594,133 | 3,213,203   | 2,665,619 | 2,679,203 | 2,433,629 | 2,433,629 | 2,433,629 | 2,433,629 |
| <b>Capital Reserve<br/>\$1.54</b>                            | 7,077     | 7,078     | 7,079     | 7,080     | 7,082     | 7,671       | 7,677     | 7,679     | 2         | -         | -         | -         |

The Central Yavapai Fire District Board of Directors have reviewed and approved the following financial documents to include Income Statements, Balance Sheets, and Bank Reconciliations with supporting documents, Revenue and Expenditure Graphs, and Cash Flow Projections in compliance with A.R.S. § 48-805, 807.

CYFD General Fund

CYFD Bond Debt Service

---

|                        |      |
|------------------------|------|
| Fire Board Chairperson | Date |
|------------------------|------|

---

|                  |      |
|------------------|------|
| Fire Board Clerk | Date |
|------------------|------|

**CENTRAL YAVAPAI FIRE DISTRICT**  
**CHECK RECONCILIATION MARCH, 2017**

**Reconciliation:**

|                                |                   |
|--------------------------------|-------------------|
| Beginning Balance:             | \$ 2,391,272.03   |
| Deposits:                      | \$ 622,544.71     |
| Transfer Out - Fire Authority: | \$ (2,772,906.31) |
| Transfer In - CAFMA:           | \$ 77,312.16      |
| Disbursements:                 | \$ (7,546.64)     |
| Fiscal Year Adjustments:       | \$ -              |

**Ending Balance:** \$ **310,675.95**

**Difference Between Balances:** \$ -

**Deposits Per Bank Statement:**

|                                |                 |
|--------------------------------|-----------------|
| Real Estate Taxes:             | \$ 16,624.65    |
| Personal Property Taxes:       | \$ 589,810.99   |
| Fire District Assistance Tax:  | \$ 12,638.42    |
| Fire District Deposit:         | \$ 2,889.06     |
| Transfer Out-Fire Authority:   | \$ 2,772,906.31 |
| Transfer In CAFMA:             | \$ 77,312.16    |
| NSF Check Returned:            | \$ -            |
| Adjustments (Warrants Issued): | \$ -            |
| Interest Income:               | \$ 581.59       |

**Ending Balance:** \$ **3,472,763.18**

**Bank Statement Balance:**

|                       |                 |
|-----------------------|-----------------|
| Balance Per Bank:     | \$ 706,861.69   |
| Outstanding Checks:   | \$ (7,546.64)   |
| Outstanding Deposits: | \$ -            |
| Adjustments:          | \$ (388,639.10) |
| Voided Checks:        | \$ -            |

**Ending Balance:** \$ **310,675.95**

**G/L Ending Balance:** \$ **310,675.95**

Outstanding Checks For Prior Months: \$ -  
**Ending Balance:** \$ **310,675.95**

**Bank Reconciliation Register:**

|                               |                    |
|-------------------------------|--------------------|
| Checks From Accounts Payable: | \$ 7,546.64        |
| Checks From Payroll:          | \$ -               |
| <b>Total Checks:</b>          | <b>\$ 7,546.64</b> |

|                                      |                 |
|--------------------------------------|-----------------|
| Deposits From Accounts Receivable:   | \$ 2,889.06     |
| Journal Entries From General Ledger: | \$ 3,469,874.12 |
| NSF Checks Returned:                 |                 |
| Outstanding Deposit:                 |                 |

**Ending Balance:** \$ **3,472,763.18**

**Reconciliation Approved By:**

  
Scott Freitag, Fire Chief

4/12/17

**Reconciliation Reviewed By:**

  
David Tharp, Assistant Chief of Administration

4/10/17

**Reconciliation Prepared By:**

  
Debbie Spingola, Finance Manager

4-10-17



CENTRAL YAVAPAI FIRE DISTRICT  
Bank Reconciliation Summary  
For the Bank Statement ending: 3/31/2017

| BANK CONTROL ID: CYFD - GENERAL FUND |          | DESC: GENERAL FUND | ACCOUNT NO: 1100    |
|--------------------------------------|----------|--------------------|---------------------|
| Beginning Balance:                   | 03/01/17 |                    | \$2,785,910.82      |
| Deposits and Credits:                |          |                    | \$699,856.87        |
| Checks and Charges:                  |          |                    | (\$2,778,906.00)    |
| Adjustments:                         |          |                    | \$0.00              |
| Ending Balance Per Reconciliation:   |          |                    | <u>\$706,861.69</u> |
| Ending Balance Per Bank Statement:   | 03/31/17 |                    | \$706,861.69        |
| * Outstanding Deposits and Credits:  | 03/31/17 |                    | \$0.00              |
| * Outstanding Checks and Charges:    | 03/31/17 |                    | <u>(\$7,546.64)</u> |
| Ending Book Balance:                 | 03/31/17 |                    | <u>\$699,315.05</u> |

\* Outstanding amounts are all outstanding credits and charges dated prior or equal to the Reconciliation date.

CENTRAL YAVAPAI FIRE DISTRICT  
BR Checks and Charges Cleared  
For the Bank Statement ending: 3/31/17

| CYFD                              |                     | General Fund                   |        |         | 1100           |
|-----------------------------------|---------------------|--------------------------------|--------|---------|----------------|
| Date                              | Document            | Description                    | Module | Company | Amount         |
| 02/13/17                          | 70060088            | Central Ariz.Fire&Medical Auth | AP     | CYFD    | \$244.35       |
| 02/27/17                          | 70060092            | Burch & Cracchiolo, P.A.       | AP     | CYFD    | \$1,656.00     |
| 02/27/17                          | 70060093            | The Klinger Group              | AP     | CYFD    | \$4,099.34     |
| 03/16/17                          | Cash with County    | Correct CYFD interfund receiva | GL     | CYFD    | \$25,000.00    |
| 03/16/17                          | Cash with County    | To record trans of initial net | GL     | CYFD    | \$2,297,806.41 |
| 03/23/17                          | Cash w/Yavapai Cnty | Move Off District funds deposi | GL     | CYFD    | \$43,178.91    |
| 03/31/17                          | Cash w/Yavapai Cnty | Transfer to CAFMA              | GL     | CYFD    | \$406,920.99   |
| TOTAL CHECKS AND CHARGES CLEARED: |                     |                                |        |         | \$2,778,906.00 |

CENTRAL YAVAPAI FIRE DISTRICT  
BR Checks and Charges Outstanding  
For the Bank Statement ending: 3/31/17

| CYFD                                  |          | General Fund                  |        |         | 1100       |
|---------------------------------------|----------|-------------------------------|--------|---------|------------|
| Date                                  | Document | Description                   | Module | Company | Amount     |
| 03/27/17                              | 70060094 | Burch & Cracchiolo, P.A.      | AP     | CYFD    | \$2,706.00 |
| 03/27/17                              | 70060095 | Erie & Associates, Inc        | AP     | CYFD    | \$1,278.00 |
| 03/27/17                              | 70060096 | Kendhammer & Partners, L.L.P. | AP     | CYFD    | \$3,219.45 |
| 03/27/17                              | 70060097 | QUICK & CONFIDENTIAL, INC.    | AP     | CYFD    | \$343.19   |
| TOTAL CHECKS AND CHARGES OUTSTANDING: |          |                               |        |         | \$7,546.64 |

CENTRAL YAVAPAI FIRE DISTRICT  
BR Deposits and Credits Cleared  
For the Bank Statement ending: 3/31/17

| CYFD                                |                     | General Fund                   |        |         | 1100         |
|-------------------------------------|---------------------|--------------------------------|--------|---------|--------------|
| Date                                | Document            | Description                    | Module | Company | Amount       |
| 03/07/17                            | 5024                | Deposit                        | AR     | CYFD    | \$2,889.06   |
| 03/29/17                            | Cash w/Yavapai Cnty | To correct funds CYFD to CAFMA | GL     | CYFD    | \$77,312.16  |
| 03/31/17                            | Cash w/ County      | Tax & Interest Revenue         | GL     | CYFD    | \$619,655.65 |
| TOTAL DEPOSITS AND CREDITS CLEARED: |                     |                                |        |         | \$699,856.87 |

CENTRAL YAVAPAI FIRE DISTRICT  
BR Deposits and Credits Outstanding  
For the Bank Statement ending:

| Date | Document | Description | Module | Company | Amount |
|------|----------|-------------|--------|---------|--------|
|------|----------|-------------|--------|---------|--------|

TOTAL DEPOSITS AND CREDITS OUTSTANDING:

Bank Reconciliation Register

| Document Number                             | Date     | BR Status | Void? | Description                    | Date Cleared | Amount         |
|---------------------------------------------|----------|-----------|-------|--------------------------------|--------------|----------------|
| MODULE: CHECKS FROM ACCOUNTS PAYABLE        |          |           |       |                                |              |                |
| BANK CONTROL ID: CYFD - GENERAL FUND        |          |           |       |                                |              |                |
| 70060094                                    | 03/27/17 | Retrieved | No    | Burch & Cracchiolo, P.A.       |              | \$2,706.00     |
| 70060095                                    | 03/27/17 | Retrieved | No    | Erie & Associates, Inc         |              | \$1,278.00     |
| 70060096                                    | 03/27/17 | Retrieved | No    | Kendhammer & Partners, L.L.P.  |              | \$3,219.45     |
| 70060097                                    | 03/27/17 | Retrieved | No    | QUICK & CONFIDENTIAL, INC.     |              | \$343.19       |
| SUB TOTAL FOR BANK:                         |          |           |       |                                |              | \$7,546.64     |
| TOTAL FOR MODULE:                           |          |           |       |                                |              | \$7,546.64     |
| MODULE: DEPOSITS FROM ACCOUNTS RECEIVABLE   |          |           |       |                                |              |                |
| BANK CONTROL ID: CYFD - GENERAL FUND        |          |           |       |                                |              |                |
| 5024                                        | 03/07/17 | Marked    | No    | Deposit                        | 04/10/17     | \$2,889.06     |
| SUB TOTAL FOR BANK:                         |          |           |       |                                |              | \$2,889.06     |
| TOTAL FOR MODULE:                           |          |           |       |                                |              | \$2,889.06     |
| MODULE: JOURNAL ENTRIES FROM GENERAL LEDGER |          |           |       |                                |              |                |
| BANK CONTROL ID: CYFD - GENERAL FUND        |          |           |       |                                |              |                |
| Cash w/ County                              | 03/31/17 | Marked    | No    | Tax & Interest Revenue         | 04/10/17     | \$619,655.65   |
| Cash w/Yavapai Cnty                         | 03/23/17 | Marked    | No    | Move Off District funds deposi | 04/10/17     | \$43,178.91    |
| Cash w/Yavapai Cnty                         | 03/31/17 | Marked    | No    | Transfer to CAFMA              | 04/10/17     | \$406,920.99   |
| Cash w/Yavapai Cnty                         | 03/29/17 | Marked    | No    | To correct funds CYFD to CAFMA | 04/10/17     | \$77,312.16    |
| Cash with County                            | 03/16/17 | Marked    | No    | Correct CYFD interfund receiva | 04/10/17     | \$25,000.00    |
| Cash with County                            | 03/16/17 | Marked    | No    | To record trans of initial net | 04/10/17     | \$2,297,806.41 |
| SUB TOTAL FOR BANK:                         |          |           |       |                                |              | \$3,469,874.12 |
| TOTAL FOR MODULE:                           |          |           |       |                                |              | \$3,469,874.12 |

CENTRAL YAVAPAI FIRE DISTRICT  
BR Adjustments Report  
For the Bank Statement ending:

| Date | Document | Description | GL Account | Offset Amt | Adj. Amt |
|------|----------|-------------|------------|------------|----------|
|------|----------|-------------|------------|------------|----------|

DOCUMENT:

ADJUSTMENT DOCUMENT " TOTAL:

TOTAL FOR ALL ADJUSTMENTS:

Central Yavapai Fire District  
Capital Projects Fund  
GL #1200

Fiscal Year  
2016-17

| Date     | Transaction                          | Debit      | Credit         | Balance        |
|----------|--------------------------------------|------------|----------------|----------------|
| 07/01/16 | <i>Fiscal Year Beginning Balance</i> |            |                | \$6,513,613.75 |
| 07/31/16 | <i>Interest</i>                      | \$2,160.36 |                | \$6,515,774.11 |
| 07/31/16 | <i>Transfer Out - CAFMA</i>          |            | \$6,508,697.35 | \$7,076.76     |
| 08/31/16 | <i>Interest</i>                      | \$0.92     |                | \$7,077.68     |
| 09/30/16 | <i>Interest</i>                      | \$1.45     |                | \$7,079.13     |
| 10/31/16 | <i>Interest</i>                      | \$1.14     |                | \$7,080.27     |
| 11/30/16 | <i>Interest</i>                      | \$1.28     |                | \$7,081.55     |
| 12/31/16 | <i>Interest</i>                      | \$589.03   |                | \$7,670.58     |
| 01/31/17 | <i>Interest</i>                      | \$6.04     |                | \$7,676.62     |
| 02/28/17 | <i>Interest</i>                      | \$1.94     |                | \$7,678.56     |
| 03/31/17 | <i>Interest</i>                      | \$1.54     |                | \$7,680.10     |
| 03/31/17 | <i>Transfer Out - CAFMA</i>          |            | \$7,678.56     | \$1.54         |
|          |                                      |            |                |                |
|          |                                      |            |                |                |
|          |                                      |            |                |                |
|          |                                      |            |                |                |
|          |                                      |            |                |                |
|          |                                      |            |                |                |
|          |                                      |            |                |                |



4/03/17  
14:59:34

Yavapai County Treasurer  
Monthly Statement

TR046DSR  
C00216

\* Account Number: 6-60040-0000 Central Yavapai Fire Dist GF Date Range: 3/01/2017 to 3/31/2017 Page: 5  
\*\*\*\*\*

|                 | (---Period---) | (-----Y-T-D-----) |       |               |
|-----------------|----------------|-------------------|-------|---------------|
| Begin Balance:  | 2,785,910.82   | 2,534,578.14      |       |               |
| Income . . . :  | 699,856.87     | 10,297,896.53     |       |               |
| LOC Advance . : | .00            | .00               |       |               |
| Expense . . . : | 2,778,906.00-  | 12,125,612.98-    | LOC : | .00           |
| LOC Payments :  | .00            | .00               | Out : | .00           |
| Cash Balance :  | 706,861.69     | 706,861.69        | End : | 706,861.69    |
|                 |                |                   | Levy: | 14,120,376.07 |
|                 |                |                   | Coll: | 9,670,031.07  |
|                 |                |                   | Adj : | 4,128.21-     |
|                 |                |                   | Out : | 4,446,216.79  |

| Transaction Summary By Source          | Beginning Balance: | 2,785,910.82  | 2,534,578.14   |
|----------------------------------------|--------------------|---------------|----------------|
| Source Description                     |                    | Monthly       | Yearly         |
| 07376 Transfer in                      |                    | 77,312.16     | 102,312.16     |
| 20051 2005 UPP Taxes                   |                    | .00           | 42.83          |
| 20061 2006 UPP Taxes                   |                    | .00           | 24.85          |
| 20071 2007 UPP Taxes                   |                    | .00           | 61.24          |
| 20081 2008 UPP Taxes                   |                    | .00           | 61.90          |
| 20082 2008 RE Taxes                    |                    | .00           | 1.93           |
| 20091 2009 UPP Taxes                   |                    | .00           | 70.19          |
| 20092 2009 RE Taxes                    |                    | .00           | 1.20           |
| 20101 2010 UPP Taxes                   |                    | 3.35          | 158.24         |
| 20102 2010 RE Taxes                    |                    | .00           | 1.36           |
| 20111 2011 UPP Taxes                   |                    | .00           | 227.92         |
| 20121 2012 UPP Taxes                   |                    | 4.59          | 212.69         |
| 20122 2012 RE Taxes                    |                    | .00           | 484.16-        |
| 20131 2013 UPP Taxes                   |                    | 37.04         | 521.84         |
| 20132 2013 RE Taxes                    |                    | .00           | 1,159.28-      |
| 20141 2014 UPP Taxes                   |                    | 64.76         | 545.26         |
| 20142 2014 RE Taxes                    |                    | 52.27         | 706.73-        |
| 20151 2015 UPP Taxes                   |                    | 94.19         | 4,346.88       |
| 20152 2015 RE Taxes                    |                    | 130.02        | 202,908.93     |
| 20161 2016 UPP Taxes                   |                    | 16,428.66     | 210,134.85     |
| 20162 2016 RE Taxes                    |                    | 589,620.76    | 9,459,896.22   |
| 37122 Fire District Deposit            |                    | 2,889.06      | 76,169.17      |
| 37150 FDAT Distributions               |                    | 12,638.42     | 230,105.41     |
| 38108 Interest on Investments ICM      |                    | .00           | 5,112.58       |
| 38109 Interest on Investments St Treas |                    | 581.59        | 6,800.39       |
| 38120 Interest on Transwestern Loan    |                    | .00           | 528.66         |
| 91032 Warrants Redeemed                |                    | 5,999.69-     | 161,588.00-    |
| 91702 Transfer out                     |                    | 2,772,906.31- | 11,964,024.98- |
| Ending Balances:                       |                    | 706,861.69    | 706,861.69     |

|                       |               |
|-----------------------|---------------|
| Real Estate Taxes     | \$ 16,624.65  |
| UPP Taxes             | \$ 589,810.99 |
| FDAT                  | \$ 12,638.42  |
| Interest              | \$ 581.59     |
| Fire District Deposit | \$ 2,889.06   |
| Total                 | \$ 622,544.71 |

Transfer to CAFMA \$2,772,906.31  
Transfer from CAFMA \$77,312.16

4/03/17  
14:59:34

Yavapai County Treasurer  
Monthly Statement

TR046DSR  
C00216

\* Account Number: 6-60040-0000 Central Yavapai Fire Dist GF Date Range: 3/01/2017 to 3/31/2017 Page: 1  
\*\*\*\*\*

| T R A N S A C T I O N S |        |                       | Begin Balance:                | 2,785,910.82       |
|-------------------------|--------|-----------------------|-------------------------------|--------------------|
| Date                    | Source | Description           | Notes                         | Debits/Credits     |
| 3/01                    | 20141  | 2014 UPP Taxes        | TAX DISTRIBUTION              | 0004483 59.78      |
| 3/01                    | 20151  | 2015 UPP Taxes        | TAX DISTRIBUTION              | 0004483 62.68      |
| 3/01                    | 20161  | 2016 UPP Taxes        | TAX DISTRIBUTION              | 0004483 517.43     |
| 3/01                    | 20162  | 2016 RE Taxes         | TAX DISTRIBUTION              | 0004483 35,054.02  |
| 3/01                    | 37150  | FDAT Distributions    | DISTRIBUTE FIRE DISTRICT ASSI | 1000014277 684.13  |
| 3/01                    | 91032  | Warrants Redeemed     | PAID WARRANTS                 | 1000014279 244.35- |
| 3/02                    | 20161  | 2016 UPP Taxes        | TAX DISTRIBUTION              | 0004483 55.54      |
| 3/02                    | 20161  | 2016 UPP Taxes        | TAX DISTRIBUTION              | 0004484 661.86     |
| 3/02                    | 20162  | 2016 RE Taxes         | TAX DISTRIBUTION              | 0004483 304.94     |
| 3/02                    | 20162  | 2016 RE Taxes         | TAX DISTRIBUTION              | 0004484 32,956.89  |
| 3/02                    | 37150  | FDAT Distributions    | DISTRIBUTE FIRE DISTRICT ASSI | 1000014280 625.39  |
| 3/03                    | 20161  | 2016 UPP Taxes        | TAX DISTRIBUTION              | 0004485 228.62     |
| 3/03                    | 20162  | 2016 RE Taxes         | TAX DISTRIBUTION              | 0004485 26,890.18  |
| 3/03                    | 37150  | FDAT Distributions    | DISTRIBUTE FIRE DISTRICT ASSI | 1000014283 652.78  |
| 3/06                    | 20161  | 2016 UPP Taxes        | TAX DISTRIBUTION              | 0004486 7,732.97   |
| 3/06                    | 20162  | 2016 RE Taxes         | TAX DISTRIBUTION              | 0004486 21,717.15  |
| 3/06                    | 37150  | FDAT Distributions    | DISTRIBUTE FIRE DISTRICT ASSI | 1000014286 666.35  |
| 3/07                    | 20152  | 2015 RE Taxes         | TAX DISTRIBUTION              | 0004487 98.05      |
| 3/07                    | 20161  | 2016 UPP Taxes        | TAX DISTRIBUTION              | 0004487 508.88     |
| 3/07                    | 20162  | 2016 RE Taxes         | TAX DISTRIBUTION              | 0004487 31,249.99  |
| 3/07                    | 37122  | Fire District Deposit |                               | 0043055 2,889.06   |
| 3/07                    | 37150  | FDAT Distributions    | DISTRIBUTE FIRE DISTRICT ASSI | 1000014289 460.08  |
| 3/08                    | 20161  | 2016 UPP Taxes        | TAX DISTRIBUTION              | 0004488 163.55     |
| 3/08                    | 20162  | 2016 RE Taxes         | TAX DISTRIBUTION              | 0004488 29,283.69  |
| 3/08                    | 37150  | FDAT Distributions    | DISTRIBUTE FIRE DISTRICT ASSI | 1000014292 695.84  |
| 3/09                    | 20121  | 2012 UPP Taxes        | TAX DISTRIBUTION              | 0004489 4.59       |
| 3/09                    | 20131  | 2013 UPP Taxes        | TAX DISTRIBUTION              | 0004489 4.92       |
| 3/09                    | 20141  | 2014 UPP Taxes        | TAX DISTRIBUTION              | 0004489 4.98       |
| 3/09                    | 20151  | 2015 UPP Taxes        | TAX DISTRIBUTION              | 0004489 5.22       |
| 3/09                    | 20161  | 2016 UPP Taxes        | TAX DISTRIBUTION              | 0004489 535.14     |
| 3/09                    | 20162  | 2016 RE Taxes         | TAX DISTRIBUTION              | 0004489 35,483.11  |
| 3/09                    | 37150  | FDAT Distributions    | DISTRIBUTE FIRE DISTRICT ASSI | 1000014295 676.98  |
| 3/10                    | 20142  | 2014 RE Taxes         | TAX DISTRIBUTION              | 0004490 90.67      |
| 3/10                    | 20152  | 2015 RE Taxes         | TAX DISTRIBUTION              | 0004490 3.98       |
| 3/10                    | 20161  | 2016 UPP Taxes        | TAX DISTRIBUTION              | 0004490 1,752.91   |
| 3/10                    | 20162  | 2016 RE Taxes         | TAX DISTRIBUTION              | 0004490 19,546.69  |
| 3/10                    | 37150  | FDAT Distributions    | DISTRIBUTE FIRE DISTRICT ASSI | 1000014298 718.53  |
| 3/13                    | 20161  | 2016 UPP Taxes        | TAX DISTRIBUTION              | 0004491 40.06      |
| 3/13                    | 20162  | 2016 RE Taxes         | TAX DISTRIBUTION              | 0004490 4,532.21   |
| 3/13                    | 20162  | 2016 RE Taxes         | TAX DISTRIBUTION              | 0004491 11,196.14  |

Debit Page Totals: 244.35- Credit Page Totals: 268,815.98 Page End Totals: 3,054,482.45

4/03/17  
14:59:34

Yavapai County Treasurer  
Monthly Statement

TR046DSR  
C00216

\* Account Number: 6-60040-0000 Central Yavapai Fire Dist GF Date Range: 3/01/2017 to 3/31/2017 Page: 2  
\*\*\*\*\*

T R A N S A C T I O N S  
Date Source Description

Notes

Debits/Credits

|      |       |                    |                               |            |               |
|------|-------|--------------------|-------------------------------|------------|---------------|
| 3/13 | 37150 | FDAT Distributions | DISTRIBUTE FIRE DISTRICT ASSI | 1000014301 | 459.08        |
| 3/14 | 20161 | 2016 UPP Taxes     | TAX DISTRIBUTION              | 0004492    | 237.86        |
| 3/14 | 20162 | 2016 RE Taxes      | TAX DISTRIBUTION              | 0004492    | 17,621.06     |
| 3/14 | 37150 | FDAT Distributions | DISTRIBUTE FIRE DISTRICT ASSI | 1000014304 | 351.19        |
| 3/15 | 20131 | 2013 UPP Taxes     | TAX DISTRIBUTION              | 0004493    | 32.12         |
| 3/15 | 20161 | 2016 UPP Taxes     | TAX DISTRIBUTION              | 0004493    | 55.03         |
| 3/15 | 20162 | 2016 RE Taxes      | TAX DISTRIBUTION              | 0004493    | 27,561.12     |
| 3/15 | 37150 | FDAT Distributions | DISTRIBUTE FIRE DISTRICT ASSI | 1000014307 | 485.76        |
| 3/16 | 20152 | 2015 RE Taxes      | TAX DISTRIBUTION              | 0004494    | 7.56          |
| 3/16 | 20161 | 2016 UPP Taxes     | TAX DISTRIBUTION              | 0004494    | 392.02        |
| 3/16 | 20162 | 2016 RE Taxes      | TAX DISTRIBUTION              | 0004494    | 23,079.91     |
| 3/16 | 37150 | FDAT Distributions | DISTRIBUTE FIRE DISTRICT ASSI | 1000014310 | 768.86        |
| 3/16 | 91032 | Warrants Redeemed  | PAID WARRANTS                 | 1000014312 | 1,656.00-     |
| 3/16 | 91702 | Transfer out       | CENTRAL AZ FIRE&MED AUTH EMAI | 1007332    | 2,297,806.41- |
| 3/16 | 91702 | Transfer out       | CENTRAL AZ FIRE&MED AUTH EMAI | 1007333    | 25,000.00-    |
| 3/17 | 20161 | 2016 UPP Taxes     | TAX DISTRIBUTION              | 0004495    | 128.36        |
| 3/17 | 20162 | 2016 RE Taxes      | TAX DISTRIBUTION              | 0004494    | .47-          |
| 3/17 | 20162 | 2016 RE Taxes      | TAX DISTRIBUTION              | 0004495    | 23,716.75     |
| 3/17 | 37150 | FDAT Distributions | DISTRIBUTE FIRE DISTRICT ASSI | 1000014313 | 594.27        |
| 3/20 | 20101 | 2010 UPP Taxes     | TAX DISTRIBUTION              | 0004497    | 3.35          |
| 3/20 | 20152 | 2015 RE Taxes      | TAX DISTRIBUTION              | 0004497    | 25.03         |
| 3/20 | 20161 | 2016 UPP Taxes     | TAX DISTRIBUTION              | 0004496    | 29.88         |
| 3/20 | 20161 | 2016 UPP Taxes     | TAX DISTRIBUTION              | 0004497    | 78.27         |
| 3/20 | 20162 | 2016 RE Taxes      | TAX DISTRIBUTION              | 0004496    | 1,385.99      |
| 3/20 | 20162 | 2016 RE Taxes      | TAX DISTRIBUTION              | 0004497    | 17,603.95     |
| 3/20 | 37150 | FDAT Distributions | DISTRIBUTE FIRE DISTRICT ASSI | 1000014316 | 686.43        |
| 3/20 | 37150 | FDAT Distributions | DISTRIBUTE FIRE DISTRICT ASSI | 1000014319 | 686.43        |
| 3/21 | 20142 | 2014 RE Taxes      | TAX DISTRIBUTION              | 0004498    | 38.40-        |
| 3/21 | 20152 | 2015 RE Taxes      | TAX DISTRIBUTION              | 0004498    | 42.28-        |
| 3/21 | 20162 | 2016 RE Taxes      | TAX DISTRIBUTION              | 0004498    | 41,218.42     |
| 3/21 | 37150 | FDAT Distributions | DISTRIBUTE FIRE DISTRICT ASSI | 1000014322 | 238.61-       |
| 3/21 | 91032 | Warrants Redeemed  | PAID WARRANTS                 | 1000014324 | 4,099.34-     |
| 3/22 | 20161 | 2016 UPP Taxes     | TAX DISTRIBUTION              | 0004498    | 69.42         |
| 3/22 | 20161 | 2016 UPP Taxes     | TAX DISTRIBUTION              | 0004499    | 173.10        |
| 3/22 | 20162 | 2016 RE Taxes      | TAX DISTRIBUTION              | 0004498    | 1,836.63      |
| 3/22 | 20162 | 2016 RE Taxes      | TAX DISTRIBUTION              | 0004499    | 20,774.05     |
| 3/22 | 37150 | FDAT Distributions | DISTRIBUTE FIRE DISTRICT ASSI | 1000014325 | 1,035.51      |
| 3/23 | 20161 | 2016 UPP Taxes     | TAX DISTRIBUTION              | 0004500    | 2,427.69      |
| 3/23 | 20162 | 2016 RE Taxes      | TAX DISTRIBUTION              | 0004500    | 41,015.06     |
| 3/23 | 37150 | FDAT Distributions | DISTRIBUTE FIRE DISTRICT ASSI | 1000014328 | 565.86        |

Debit Page Totals: 2,328,806.10- Credit Page Totals: 493,602.24 Page End Totals: 950,706.96

4/03/17  
14:59:34

Yavapai County Treasurer  
Monthly Statement

TR046DSR  
C00216

\* Account Number: 6-60040-0000 Central Yavapai Fire Dist GF Date Range: 3/01/2017 to 3/31/2017 Page: 3  
\*\*\*\*\*

T R A N S A C T I O N S

| Date | Source | Description                      | Notes                                    | Debits/Credits |
|------|--------|----------------------------------|------------------------------------------|----------------|
| 3/23 | 91702  | Transfer out                     | CENTRAL AZ FIRE & MED AUTH EM 1007342    | 43,178.91-     |
| 3/24 | 20161  | 2016 UPP Taxes                   | TAX DISTRIBUTION 0004501                 | 104.06         |
| 3/24 | 20162  | 2016 RE Taxes                    | TAX DISTRIBUTION 0004501                 | 22,583.31      |
| 3/24 | 37150  | FDAT Distributions               | DISTRIBUTE FIRE DISTRICT ASSI 1000014331 | 573.81         |
| 3/27 | 20151  | 2015 UPP Taxes                   | TAX DISTRIBUTION 0004502                 | 26.29          |
| 3/27 | 20161  | 2016 UPP Taxes                   | TAX DISTRIBUTION 0004502                 | 406.57         |
| 3/27 | 20162  | 2016 RE Taxes                    | TAX DISTRIBUTION 0004502                 | 16,267.79      |
| 3/27 | 37150  | FDAT Distributions               | DISTRIBUTE FIRE DISTRICT ASSI 1000014334 | 531.10         |
| 3/28 | 20152  | 2015 RE Taxes                    | TAX DISTRIBUTION 0004503                 | 37.68          |
| 3/28 | 20162  | 2016 RE Taxes                    | TAX DISTRIBUTION 0004503                 | 16,559.64      |
| 3/28 | 37150  | FDAT Distributions               | DISTRIBUTE FIRE DISTRICT ASSI 1000014337 | 353.37         |
| 3/28 | 91702  | Transfer out                     | CENTRAL AZ FIRE & MED AUTH EM 1007344    | 406,920.99-    |
| 3/29 | 07376  | Transfer in                      | CENTRAL AZ FIRE & MED AUTH EM 1007347    | 77,312.16      |
| 3/29 | 20161  | 2016 UPP Taxes                   | TAX DISTRIBUTION 0004504                 | 87.63          |
| 3/29 | 20162  | 2016 RE Taxes                    | TAX DISTRIBUTION 0004504                 | 23,044.69      |
| 3/29 | 37150  | FDAT Distributions               | DISTRIBUTE FIRE DISTRICT ASSI 1000014340 | 347.57         |
| 3/30 | 20161  | 2016 UPP Taxes                   | TAX DISTRIBUTION 0004505                 | 34.78          |
| 3/30 | 20162  | 2016 RE Taxes                    | TAX DISTRIBUTION 0004505                 | 11,464.49      |
| 3/30 | 37150  | FDAT Distributions               | DISTRIBUTE FIRE DISTRICT ASSI 1000014343 | 16.62          |
| 3/30 | 38109  | Interest on Investments St Treas | INVESTMENT INTEREST 1000014345           | 10.90          |
| 3/30 | 38109  | Interest on Investments St Treas | INVESTMENT INTEREST 1000014346           | 570.69         |
| 3/31 | 20161  | 2016 UPP Taxes                   | TAX DISTRIBUTION 0004506                 | 7.03           |
| 3/31 | 20162  | 2016 RE Taxes                    | TAX DISTRIBUTION 0004506                 | 35,673.36      |
| 3/31 | 37150  | FDAT Distributions               | DISTRIBUTE FIRE DISTRICT ASSI 1000014348 | 241.09         |

Ending Debit Totals: 2,778,906.00- Ending Credit Totals: 699,856.87 Ending Balance: 706,861.69

4/03/17  
14:59:34

Yavapai County Treasurer  
Monthly Statement

TR046DSR  
C00216

\* Account Number: 6-60040-0000 Central Yavapai Fire Dist GF Date Range: 3/01/2017 to 3/31/2017 Page: 4  
\*\*\*\*\*

| Account              | Fund | Stat | Payee | Warrant  | Amount   | Issue Date | Date      | Voucher |
|----------------------|------|------|-------|----------|----------|------------|-----------|---------|
| 6-60040-0000         | 600  | PAID | /     | 00060088 | 244.35   | 2/13/2017  | 3/01/2017 |         |
| 6-60040-0000         | 600  | PAID | /     | 00060092 | 1,656.00 | 2/27/2017  | 3/16/2017 |         |
| 6-60040-0000         | 600  | PAID | /     | 00060093 | 4,099.34 | 2/27/2017  | 3/21/2017 |         |
| Status Subtotal      | :    |      |       | 3        | 5,999.69 |            |           |         |
| Fund Subtotal        | :    |      |       | 3        | 5,999.69 |            |           |         |
| Total Paid Warrants: |      |      |       | 3        | 5,999.69 |            |           |         |
| Total Outstanding. : |      |      |       |          | .00      |            |           |         |
| Total Void Warrants: |      |      |       |          | .00      |            |           |         |
| Total Registered . : |      |      |       |          | .00      |            |           |         |

4/03/17  
14:59:34

Yavapai County Treasurer  
Monthly Statement

TR046DSR  
C00216

\* Account Number: 6-60340-0000 Central Yavapai Fire Dist. Capital Reser Date Range: 3/01/2017 to 3/31/2017 Page: 3  
\*\*\*\*\*

|                   | (---Period---) | (-----Y-T-D-----) |       |      |       |           |  |
|-------------------|----------------|-------------------|-------|------|-------|-----------|--|
| Begin Balance:    | 7,678.56       | 6,513,613.75      |       |      |       |           |  |
| Income . . . . :  | 1.54           | 2,763.70          |       |      |       |           |  |
| LOC Advance . . : | .00            | .00               |       |      |       |           |  |
| Expense . . . . : | 7,678.56-      | 6,516,375.91-     | LOC : | .00  | Levy: | 49,073.38 |  |
| LOC Payments :    | .00            | .00               | Out : | .00  | Coll: | 39,059.68 |  |
| Cash Balance :    | 1.54           | 1.54              | End : | 1.54 | Adj : | 73.58-    |  |
|                   |                |                   |       |      | Out : | 9,940.12  |  |

Transaction Summary By Source  
Source Description

|                                        | Beginning Balance: | 7,678.56  | 6,513,613.75  |
|----------------------------------------|--------------------|-----------|---------------|
|                                        |                    | Monthly   | Yearly        |
| 38108 Interest on Investments ICM      |                    | .00       | 1,478.65      |
| 38109 Interest on Investments St Treas |                    | 1.54      | 1,284.41      |
| 38120 Interest on Transwestern Loan    |                    | .00       | .64           |
| 91702 Transfer out                     |                    | 7,678.56- | 6,516,375.91- |
|                                        |                    | -----     | -----         |
| Ending Balances:                       |                    | 1.54      | 1.54          |

Interest \$ 1.54

Transfer out \$ 7,678.56

4/03/17  
14:59:34

Yavapai County Treasurer  
Monthly Statement

TR046DSR  
C00216

\* Account Number: 6-60340-0000 Central Yavapai Fire Dist. Capital Reser Date Range: 3/01/2017 to 3/31/2017 Page: 1  
\*\*\*\*\*

| T R A N S A C T I O N S |        |                                  |                               |            | Begin Balance:  |           | 7,678.56 |
|-------------------------|--------|----------------------------------|-------------------------------|------------|-----------------|-----------|----------|
| Date                    | Source | Description                      | Notes                         |            | Debits/Credits  |           |          |
| 3/16                    | 91702  | Transfer out                     | CENTRAL AZ FIRE&MED AUTH EMAI | 1007334    |                 | 4,916.40- |          |
| 3/16                    | 91702  | Transfer out                     | CENTRAL AZ FIRE&MED AUTH EMAI | 1007335    |                 | 2,762.16- |          |
| 3/30                    | 38109  | Interest on Investments St Treas | INVESTMENT INTEREST           | 1000014345 |                 | .03       |          |
| 3/30                    | 38109  | Interest on Investments St Treas | INVESTMENT INTEREST           | 1000014346 |                 | 1.51      |          |
| Ending Debit Totals:    |        | 7,678.56-                        | Ending Credit Totals:         | 1.54       | Ending Balance: | 1.54      |          |

4/03/17  
14:59:34

Yavapai County Treasurer  
Monthly Statement

TR046DSR  
C00216

\* Account Number: 6-60340-0000 Central Yavapai Fire Dist. Capital Reser Date Range: 3/01/2017 to 3/31/2017 Page: 2  
\*\*\*\*\*

| Account              | Fund Stat Payee | Warrant | Amount | Issue Date | Date | Voucher |
|----------------------|-----------------|---------|--------|------------|------|---------|
| Status Subtotal      | :               |         | .00    |            |      |         |
| Fund Subtotal        | :               |         | .00    |            |      |         |
| Total Paid Warrants: |                 |         | .00    |            |      |         |
| Total Outstanding. : |                 |         | .00    |            |      |         |
| Total Void Warrants: |                 |         | .00    |            |      |         |
| Total Registered . : |                 |         | .00    |            |      |         |



**CENTRAL YAVAPAI FIRE DISTRICT**  
GL Trial Balance Worksheet  
For The Period of 3/1/2017 through 3/31/2017

| Account      | Description              | Balances              |                     |                       |                     | Adjustments |
|--------------|--------------------------|-----------------------|---------------------|-----------------------|---------------------|-------------|
|              |                          | Beginning             | Debits              | Credits               | Ending              |             |
| 1100.0.0.000 | Cash with Yavapai County | \$2,391,272.03        | \$699,856.87        | \$2,780,452.95        | \$310,675.95        |             |
| TOTALS:      |                          | <u>\$2,391,272.03</u> | <u>\$699,856.87</u> | <u>\$2,780,452.95</u> | <u>\$310,675.95</u> |             |

4/11/17  
7:26:27 AM

**Central Yavapai Fire Bond Debt Service**  
Income Statement  
(Original Budget to Actual Comparison)  
For the period of 3/1/2017 Through 3/31/2017

|                                                     | Account | Actual             | Current Period<br>Budget | Variance           | %            | Actual                  | Year To Date<br>Budget | Variance                | %            |
|-----------------------------------------------------|---------|--------------------|--------------------------|--------------------|--------------|-------------------------|------------------------|-------------------------|--------------|
| <b><u>General &amp; Administrative Expenses</u></b> |         |                    |                          |                    |              |                         |                        |                         |              |
| Bond Debt Service Principal Payment                 | 600000  | \$0.00             | \$0.00                   | \$0.00             | 0.0%         | \$915,000.00            | \$0.00                 | \$(915,000.00)          | 0.0%         |
| Bond Debt Service Interest Expense                  | 610000  | 0.00               | 0.00                     | 0.00               | 0.0          | 607,646.57              | 0.00                   | (607,646.57)            | 0.0          |
| Professional Services                               | 640500  | 177.08             | 0.00                     | (177.08)           | 0.0          | 1,452.08                | 0.00                   | (1,452.08)              | 0.0          |
| <b>Total General &amp; Administrative Expenses</b>  |         | <b>\$177.08</b>    | <b>\$0.00</b>            | <b>\$(177.08)</b>  | <b>0.0 %</b> | <b>\$1,524,098.65</b>   | <b>\$0.00</b>          | <b>\$(1,524,098.65)</b> | <b>0.0 %</b> |
| <b>Total Expenses</b>                               |         | <b>\$177.08</b>    |                          | <b>\$(177.08)</b>  |              | <b>\$1,524,098.65</b>   |                        | <b>\$(1,524,098.65)</b> |              |
| <b>Income (Loss) from Operations</b>                |         | <b>\$(177.08)</b>  | <b>\$0.00</b>            | <b>\$(177.08)</b>  | <b>0.0%</b>  | <b>\$(1,524,098.65)</b> | <b>\$0.00</b>          | <b>\$(1,524,098.65)</b> | <b>0.0%</b>  |
| <b><u>Other Income (Expense)</u></b>                |         |                    |                          |                    |              |                         |                        |                         |              |
| Bond Debt Service Tax Revenue                       | 420000  | \$56,366.76        | \$0.00                   | \$56,366.76        | 0.0%         | \$2,251,826.41          | \$0.00                 | \$2,251,826.41          | 0.0%         |
| Bond Debt Service Interest Revenue                  | 430000  | 223.32             | 0.00                     | 223.32             | 0.0          | 7,069.10                | 0.00                   | 7,069.10                | 0.0          |
| <b>Total Other Income (Expense)</b>                 |         | <b>\$56,590.08</b> | <b>\$0.00</b>            | <b>\$56,590.08</b> | <b>0.0 %</b> | <b>\$2,258,895.51</b>   | <b>\$0.00</b>          | <b>\$2,258,895.51</b>   | <b>0.0 %</b> |
| <b>Net Income (Loss)</b>                            |         | <b>\$56,413.00</b> | <b>\$0.00</b>            | <b>\$56,413.00</b> | <b>0.0%</b>  | <b>\$734,796.86</b>     | <b>\$0.00</b>          | <b>\$734,796.86</b>     | <b>0.0%</b>  |

4/11/17  
7:26:01 AM

**Central Yavapai Fire Bond Debt Service**

Balance Sheet

As of 3/31/2017

**Assets**

**Current Assets**

|                             |                |                |
|-----------------------------|----------------|----------------|
| Cash / Bond Debt Service    | \$1,197,117.91 |                |
| Property Tax Receivable     | 35,584.23      |                |
| Deferred Revenue - Prop Tax | (23,435.00)    |                |
| Total Current Assets        |                | \$1,209,267.14 |

**Total Assets**

**\$1,209,267.14**

**Net Assets**

|                                  |              |                       |
|----------------------------------|--------------|-----------------------|
| Retained Earnings                | \$474,470.28 |                       |
| Current Year Net Assets          | 734,796.86   |                       |
| Total Net Assets                 |              | 1,209,267.14          |
| Total Liabilities and Net Assets |              | <b>\$1,209,267.14</b> |

**CENTRAL YAVAPAI FIRE DISTRICT**  
**BOND DEBT SERVICE ACCOUNT 6-60240-0000**  
**CHECK RECONCILIATION MARCH, 2017**

**Reconciliation:**

|                           |    |              |
|---------------------------|----|--------------|
| Beginning Balance (CYFD): | \$ | 1,140,704.91 |
| Deposits:                 | \$ | 56,366.76    |
| Bank Administration Fees: | \$ | -            |
| Interest Income:          | \$ | 223.32       |
| Bank Interest Payments    | \$ | (177.08)     |

**Ending Balance:** \$ 1,197,117.91

**Bank Statement Balance:**

Balance Per Bank: \$ 1,197,117.91

**Ending Balance:** \$ 1,197,117.91

**Difference Between Balances:** \$ -

**Deposits Per Bank Statement:**

|                          |    |           |
|--------------------------|----|-----------|
| Deposits:                | \$ | -         |
| Real Estate Taxes:       | \$ | 54,818.21 |
| Personal Property Taxes: | \$ | 1,548.55  |

**Ending Balance:** \$ 56,366.76

**Reconciliation Approved By:**

  
Scott Freitas, Fire Chief


4/12/17

**Reconciliation Reviewed By:**

  
David Tharp, Assistant Chief of Administration

4/10/17

**Reconciliation Prepared By:**

  
Debbie Spingola, Finance Manager

4-11-17

Central Yavapai Fire Bond Debt Service  
Bank Reconciliation Summary  
For the Bank Statement ending: 3/31/2017

| BANK CONTROL ID: CYFDA - CASH/BOND BUILDING FUND |          | DESC: CASH/BOND BUILDING FUND | ACCOUNT NO: 1100      |
|--------------------------------------------------|----------|-------------------------------|-----------------------|
| Beginning Balance:                               | 03/01/17 |                               | \$1,140,704.91        |
| Deposits and Credits:                            |          |                               | \$56,590.08           |
| Checks and Charges:                              |          |                               | (\$177.08)            |
| Adjustments:                                     |          |                               | \$0.00                |
| Ending Balance Per Reconciliation:               |          |                               | <u>\$1,197,117.91</u> |
| Ending Balance Per Bank Statement:               | 03/31/17 |                               | \$1,197,117.91        |
| * Outstanding Deposits and Credits:              | 03/31/17 |                               | \$0.00                |
| * Outstanding Checks and Charges:                | 03/31/17 |                               | \$0.00                |
| Ending Book Balance:                             | 03/31/17 |                               | <u>\$1,197,117.91</u> |

\* Outstanding amounts are all outstanding credits and charges dated prior or equal to the Reconciliation date.

Central Yavapai Fire Bond Debt Service  
BR Checks and Charges Cleared  
For the Bank Statement ending: 3/31/17

| CYFDA                             |          | Cash/Bond Building Fund |        |         | Cash/Bond Building Fund |  |  | 1100 |
|-----------------------------------|----------|-------------------------|--------|---------|-------------------------|--|--|------|
| Date                              | Document | Description             | Module | Company | Amount                  |  |  |      |
| 03/31/17                          | BDS cash | Bank Agent Fees         | GL     | CYFBDS  | \$177.08                |  |  |      |
| TOTAL CHECKS AND CHARGES CLEARED: |          |                         |        |         | \$177.08                |  |  |      |

Central Yavapai Fire Bond Debt Service

BR Checks and Charges Outstanding

For the Bank Statement ending:

| <u>Date</u> | <u>Document</u> | <u>Description</u> | <u>Module</u> | <u>Company</u> | <u>Amount</u> |
|-------------|-----------------|--------------------|---------------|----------------|---------------|
|-------------|-----------------|--------------------|---------------|----------------|---------------|

TOTAL CHECKS AND CHARGES OUTSTANDING:

Central Yavapai Fire Bond Debt Service

BR Deposits and Credits Cleared

For the Bank Statement ending: 3/31/17

| CYFDA                               |          | Cash/Bond Building Fund | Cash/Bond Building Fund |         | 1100        |
|-------------------------------------|----------|-------------------------|-------------------------|---------|-------------|
| Date                                | Document | Description             | Module                  | Company | Amount      |
| 03/31/17                            | BDS cash | Tax & Interest Revenue  | GL                      | CYFBDS  | \$56,590.08 |
| TOTAL DEPOSITS AND CREDITS CLEARED: |          |                         |                         |         | \$56,590.08 |



Central Yavapai Fire Bond Debt Service  
BR Deposits and Credits Outstanding  
For the Bank Statement ending:

| Date | Document | Description | Module | Company | Amount |
|------|----------|-------------|--------|---------|--------|
|------|----------|-------------|--------|---------|--------|

TOTAL DEPOSITS AND CREDITS OUTSTANDING:

| Document Number                                  | Date     | BR Status | Void? | Description            | Date Cleared | Amount      |
|--------------------------------------------------|----------|-----------|-------|------------------------|--------------|-------------|
| MODULE: JOURNAL ENTRIES FROM GENERAL LEDGER      |          |           |       |                        |              |             |
| BANK CONTROL ID: CYFDA - CASH/BOND BUILDING FUND |          |           |       |                        |              |             |
| BDS cash                                         | 03/31/17 | Marked    | No    | Tax & Interest Revenue | 04/11/17     | \$56,590.08 |
| BDS cash                                         | 03/31/17 | Marked    | No    | Bank Agent Fees        | 04/11/17     | \$177.08    |
| SUB TOTAL FOR BANK:                              |          |           |       |                        |              | \$56,767.16 |
| TOTAL FOR MODULE:                                |          |           |       |                        |              | \$56,767.16 |

Central Yavapai Fire Bond Debt Service  
BR Adjustments Report  
For the Bank Statement ending:

| Date | Document | Description | GL Account | Offset Amt | Adj. Amt |
|------|----------|-------------|------------|------------|----------|
|------|----------|-------------|------------|------------|----------|

DOCUMENT:

ADJUSTMENT DOCUMENT " TOTAL:

TOTAL FOR ALL ADJUSTMENTS:

Central Yavapai Fire Bond Debt Service

GL Account Ledger - Detail By Period

3/1/2017 through 3/31/2017

| Batch                            | Journal | Entry # | Date     | Job | Document | Description              | Debits      | Credits  | Balance        |
|----------------------------------|---------|---------|----------|-----|----------|--------------------------|-------------|----------|----------------|
| 1100.00                          |         |         |          |     |          | CASH / BOND DEBT SERVICE |             |          | \$1,140,704.91 |
| 135                              | R       | 468     | 03/31/17 |     | BDS cash | Tax & Interest Revenue   | 56,590.08   | -        | 1,197,294.99   |
| 136                              | A       | 473     | 03/31/17 |     | BDS cash | Bank Agent Fees          | -           | 177.08   | 1,197,117.91   |
| CASH / BOND DEBT SERVICE TOTALS: |         |         |          |     |          |                          | \$56,590.08 | \$177.08 | \$1,197,117.91 |
| TOTAL OF LEDGER:                 |         |         |          |     |          |                          | \$56,590.08 | \$177.08 | \$1,197,117.91 |

4/03/17  
14:59:34

Yavapai County Treasurer  
Monthly Statement

TR046DSR  
C00216

\* Account Number: 6-60240-0000 Central Yavapai Fire Dist BDS Date Range: 3/01/2017 to 3/31/2017 Page: 4  
\*\*\*\*\*

|                   | (---Period---) | (-----Y-T-D-----) |       |              |
|-------------------|----------------|-------------------|-------|--------------|
| Begin Balance:    | 1,140,704.91   | 463,827.05        |       |              |
| Income . . . :    | 56,590.08      | 922,255.69        |       |              |
| LOC Advance . . : | .00            | .00               |       |              |
| Expense . . . :   | 177.08-        | 188,964.83-       | LOC : | .00          |
| LOC Payments :    | .00            | .00               | Out : | .00          |
| Cash Balance :    | 1,197,117.91   | 1,197,117.91      | End : | 1,197,117.91 |
|                   |                |                   | Levy: | 1,312,352.97 |
|                   |                |                   | Coll: | 898,737.94   |
|                   |                |                   | Adj : | 383.67-      |
|                   |                |                   | Out : | 413,231.36   |

| Transaction Summary By Source |                                  | Beginning Balance: | 1,140,704.91 | 463,827.05   |
|-------------------------------|----------------------------------|--------------------|--------------|--------------|
| Source                        | Description                      |                    | Monthly      | Yearly       |
| 20051                         | 2005 UPP Taxes                   |                    | .00          | 4.88         |
| 20061                         | 2006 UPP Taxes                   |                    | .00          | 2.65         |
| 20071                         | 2007 UPP Taxes                   |                    | .00          | 5.20         |
| 20081                         | 2008 UPP Taxes                   |                    | .00          | 6.25         |
| 20082                         | 2008 RE Taxes                    |                    | .00          | .19          |
| 20091                         | 2009 UPP Taxes                   |                    | .00          | 6.89         |
| 20092                         | 2009 RE Taxes                    |                    | .00          | .12          |
| 20101                         | 2010 UPP Taxes                   |                    | .37          | 17.48        |
| 20102                         | 2010 RE Taxes                    |                    | .00          | .15          |
| 20111                         | 2011 UPP Taxes                   |                    | .00          | 27.26        |
| 20121                         | 2012 UPP Taxes                   |                    | .55          | 25.61        |
| 20122                         | 2012 RE Taxes                    |                    | .00          | 58.38-       |
| 20131                         | 2013 UPP Taxes                   |                    | 4.52         | 63.64        |
| 20132                         | 2013 RE Taxes                    |                    | .00          | 141.45-      |
| 20141                         | 2014 UPP Taxes                   |                    | 6.80         | 57.30        |
| 20142                         | 2014 RE Taxes                    |                    | 5.49         | 74.31-       |
| 20151                         | 2015 UPP Taxes                   |                    | 9.46         | 436.56       |
| 20152                         | 2015 RE Taxes                    |                    | 13.06        | 20,378.63    |
| 20161                         | 2016 UPP Taxes                   |                    | 1,526.85     | 19,529.84    |
| 20162                         | 2016 RE Taxes                    |                    | 54,799.66    | 879,208.10   |
| 38108                         | Interest on Investments ICM      |                    | .00          | 1,047.14     |
| 38109                         | Interest on Investments St Treas |                    | 223.32       | 1,626.70     |
| 38120                         | Interest on Transwestern Loan    |                    | .00          | 85.24        |
| 92185                         | Paying Agent Fees                |                    | 177.08-      | 177.08-      |
| 92190                         | Bond Interest Payment            |                    | .00          | 188,487.75-  |
| 92195                         | Bond Redemption Payment          |                    | .00          | 300.00-      |
| Ending Balances:              |                                  |                    | 1,197,117.91 | 1,197,117.91 |

Real Estate Taxes \$ 54,818.21  
UPP Taxes \$ 1,548.55  
Interest \$ 223.32  
Total \$ 56,590.08

4/03/17  
14:59:34

Yavapai County Treasurer  
Monthly Statement

TR046DSR  
C00216

\* Account Number: 6-60240-0000 Central Yavapai Fire Dist BDS Date Range: 3/01/2017 to 3/31/2017 Page: 1  
\*\*\*\*\*

| T R A N S A C T I O N S |        |                |                  |         | Begin Balance: | 1,140,704.91 |
|-------------------------|--------|----------------|------------------|---------|----------------|--------------|
| Date                    | Source | Description    | Notes            |         | Debits/Credits |              |
| 3/01                    | 20141  | 2014 UPP Taxes | TAX DISTRIBUTION | 0004483 | 6.28           |              |
| 3/01                    | 20151  | 2015 UPP Taxes | TAX DISTRIBUTION | 0004483 | 6.30           |              |
| 3/01                    | 20161  | 2016 UPP Taxes | TAX DISTRIBUTION | 0004483 | 48.08          |              |
| 3/01                    | 20162  | 2016 RE Taxes  | TAX DISTRIBUTION | 0004483 | 3,257.93       |              |
| 3/02                    | 20161  | 2016 UPP Taxes | TAX DISTRIBUTION | 0004483 | 5.16           |              |
| 3/02                    | 20161  | 2016 UPP Taxes | TAX DISTRIBUTION | 0004484 | 61.51          |              |
| 3/02                    | 20162  | 2016 RE Taxes  | TAX DISTRIBUTION | 0004483 | 28.34          |              |
| 3/02                    | 20162  | 2016 RE Taxes  | TAX DISTRIBUTION | 0004484 | 3,063.10       |              |
| 3/03                    | 20161  | 2016 UPP Taxes | TAX DISTRIBUTION | 0004485 | 21.24          |              |
| 3/03                    | 20162  | 2016 RE Taxes  | TAX DISTRIBUTION | 0004485 | 2,499.14       |              |
| 3/06                    | 20161  | 2016 UPP Taxes | TAX DISTRIBUTION | 0004486 | 718.71         |              |
| 3/06                    | 20162  | 2016 RE Taxes  | TAX DISTRIBUTION | 0004486 | 2,018.36       |              |
| 3/07                    | 20152  | 2015 RE Taxes  | TAX DISTRIBUTION | 0004487 | 9.85           |              |
| 3/07                    | 20161  | 2016 UPP Taxes | TAX DISTRIBUTION | 0004487 | 47.29          |              |
| 3/07                    | 20162  | 2016 RE Taxes  | TAX DISTRIBUTION | 0004487 | 2,904.46       |              |
| 3/08                    | 20161  | 2016 UPP Taxes | TAX DISTRIBUTION | 0004488 | 15.20          |              |
| 3/08                    | 20162  | 2016 RE Taxes  | TAX DISTRIBUTION | 0004488 | 2,721.64       |              |
| 3/09                    | 20121  | 2012 UPP Taxes | TAX DISTRIBUTION | 0004489 | .55            |              |
| 3/09                    | 20131  | 2013 UPP Taxes | TAX DISTRIBUTION | 0004489 | .60            |              |
| 3/09                    | 20141  | 2014 UPP Taxes | TAX DISTRIBUTION | 0004489 | .52            |              |
| 3/09                    | 20151  | 2015 UPP Taxes | TAX DISTRIBUTION | 0004489 | .52            |              |
| 3/09                    | 20161  | 2016 UPP Taxes | TAX DISTRIBUTION | 0004489 | 49.74          |              |
| 3/09                    | 20162  | 2016 RE Taxes  | TAX DISTRIBUTION | 0004489 | 3,297.84       |              |
| 3/10                    | 20142  | 2014 RE Taxes  | TAX DISTRIBUTION | 0004490 | 9.53           |              |
| 3/10                    | 20152  | 2015 RE Taxes  | TAX DISTRIBUTION | 0004490 | .40            |              |
| 3/10                    | 20161  | 2016 UPP Taxes | TAX DISTRIBUTION | 0004490 | 162.92         |              |
| 3/10                    | 20162  | 2016 RE Taxes  | TAX DISTRIBUTION | 0004490 | 1,816.65       |              |
| 3/13                    | 20161  | 2016 UPP Taxes | TAX DISTRIBUTION | 0004491 | 3.72           |              |
| 3/13                    | 20162  | 2016 RE Taxes  | TAX DISTRIBUTION | 0004490 | 421.22         |              |
| 3/13                    | 20162  | 2016 RE Taxes  | TAX DISTRIBUTION | 0004491 | 1,040.57       |              |
| 3/14                    | 20161  | 2016 UPP Taxes | TAX DISTRIBUTION | 0004492 | 22.10          |              |
| 3/14                    | 20162  | 2016 RE Taxes  | TAX DISTRIBUTION | 0004492 | 1,637.70       |              |
| 3/15                    | 20131  | 2013 UPP Taxes | TAX DISTRIBUTION | 0004493 | 3.92           |              |
| 3/15                    | 20161  | 2016 UPP Taxes | TAX DISTRIBUTION | 0004493 | 5.12           |              |
| 3/15                    | 20162  | 2016 RE Taxes  | TAX DISTRIBUTION | 0004493 | 2,561.54       |              |
| 3/16                    | 20152  | 2015 RE Taxes  | TAX DISTRIBUTION | 0004494 | .76            |              |
| 3/16                    | 20161  | 2016 UPP Taxes | TAX DISTRIBUTION | 0004494 | 36.42          |              |
| 3/16                    | 20162  | 2016 RE Taxes  | TAX DISTRIBUTION | 0004494 | 2,145.10       |              |
| 3/17                    | 20161  | 2016 UPP Taxes | TAX DISTRIBUTION | 0004495 | 11.93          |              |
| 3/17                    | 20162  | 2016 RE Taxes  | TAX DISTRIBUTION | 0004494 | .05-           |              |

Debit Page Totals: .00 Credit Page Totals: 30,661.91 Page End Totals: 1,171,366.82

4/03/17  
14:59:34

Yavapai County Treasurer  
Monthly Statement

TR046DSR  
C00216

\* Account Number: 6-60240-0000 Central Yavapai Fire Dist BDS Date Range: 3/01/2017 to 3/31/2017 Page: 2  
\*\*\*\*\*

T R A N S A C T I O N S

| Date | Source | Description                      | Notes                                 | Debits/Credits    |
|------|--------|----------------------------------|---------------------------------------|-------------------|
| 3/17 | 20162  | 2016 RE Taxes                    | TAX DISTRIBUTION                      | 0004495 2,204.24  |
| 3/20 | 20101  | 2010 UPP Taxes                   | TAX DISTRIBUTION                      | 0004497 .37       |
| 3/20 | 20152  | 2015 RE Taxes                    | TAX DISTRIBUTION                      | 0004497 2.51      |
| 3/20 | 20161  | 2016 UPP Taxes                   | TAX DISTRIBUTION                      | 0004496 2.78      |
| 3/20 | 20161  | 2016 UPP Taxes                   | TAX DISTRIBUTION                      | 0004497 7.27      |
| 3/20 | 20162  | 2016 RE Taxes                    | TAX DISTRIBUTION                      | 0004496 128.82    |
| 3/20 | 20162  | 2016 RE Taxes                    | TAX DISTRIBUTION                      | 0004497 1,636.10  |
| 3/20 | 92185  | Paying Agent Fees                | T0063930 US BANK-CYFD DS2005 T0063930 | 177.08-           |
| 3/21 | 20142  | 2014 RE Taxes                    | TAX DISTRIBUTION                      | 0004498 4.04-     |
| 3/21 | 20152  | 2015 RE Taxes                    | TAX DISTRIBUTION                      | 0004498 4.24-     |
| 3/21 | 20162  | 2016 RE Taxes                    | TAX DISTRIBUTION                      | 0004498 3,830.89  |
| 3/22 | 20161  | 2016 UPP Taxes                   | TAX DISTRIBUTION                      | 0004498 6.45      |
| 3/22 | 20161  | 2016 UPP Taxes                   | TAX DISTRIBUTION                      | 0004499 16.09     |
| 3/22 | 20162  | 2016 RE Taxes                    | TAX DISTRIBUTION                      | 0004498 170.69    |
| 3/22 | 20162  | 2016 RE Taxes                    | TAX DISTRIBUTION                      | 0004499 1,930.80  |
| 3/23 | 20161  | 2016 UPP Taxes                   | TAX DISTRIBUTION                      | 0004500 225.63    |
| 3/23 | 20162  | 2016 RE Taxes                    | TAX DISTRIBUTION                      | 0004500 3,811.91  |
| 3/24 | 20161  | 2016 UPP Taxes                   | TAX DISTRIBUTION                      | 0004501 9.67      |
| 3/24 | 20162  | 2016 RE Taxes                    | TAX DISTRIBUTION                      | 0004501 2,098.92  |
| 3/27 | 20151  | 2015 UPP Taxes                   | TAX DISTRIBUTION                      | 0004502 2.64      |
| 3/27 | 20161  | 2016 UPP Taxes                   | TAX DISTRIBUTION                      | 0004502 37.80     |
| 3/27 | 20162  | 2016 RE Taxes                    | TAX DISTRIBUTION                      | 0004502 1,511.94  |
| 3/28 | 20152  | 2015 RE Taxes                    | TAX DISTRIBUTION                      | 0004503 3.78      |
| 3/28 | 20162  | 2016 RE Taxes                    | TAX DISTRIBUTION                      | 0004503 1,539.04  |
| 3/29 | 20161  | 2016 UPP Taxes                   | TAX DISTRIBUTION                      | 0004504 8.14      |
| 3/29 | 20162  | 2016 RE Taxes                    | TAX DISTRIBUTION                      | 0004504 2,141.75  |
| 3/30 | 20161  | 2016 UPP Taxes                   | TAX DISTRIBUTION                      | 0004505 3.23      |
| 3/30 | 20162  | 2016 RE Taxes                    | TAX DISTRIBUTION                      | 0004505 1,065.56  |
| 3/30 | 38109  | Interest on Investments St Treas | INVESTMENT INTEREST                   | 1000014345 4.19   |
| 3/30 | 38109  | Interest on Investments St Treas | INVESTMENT INTEREST                   | 1000014346 219.13 |
| 3/31 | 20161  | 2016 UPP Taxes                   | TAX DISTRIBUTION                      | 0004506 .65       |
| 3/31 | 20162  | 2016 RE Taxes                    | TAX DISTRIBUTION                      | 0004506 3,315.46  |

Ending Debit Totals: 177.08- Ending Credit Totals: 56,590.08 Ending Balance: 1,197,117.91

4/03/17  
14:59:34

Yavapai County Treasurer  
Monthly Statement

TR046DSR  
C00216

\* Account Number: 6-60240-0000 Central Yavapai Fire Dist BDS Date Range: 3/01/2017 to 3/31/2017 Page: 3  
\*\*\*\*\*

| Account              | Fund Stat Payee | Warrant | Amount | Issue Date | Date | Voucher |
|----------------------|-----------------|---------|--------|------------|------|---------|
| Status Subtotal      | :               |         | .00    |            |      |         |
| Fund Subtotal        | :               |         | .00    |            |      |         |
| Total Paid Warrants: |                 |         | .00    |            |      |         |
| Total Outstanding. : |                 |         | .00    |            |      |         |
| Total Void Warrants: |                 |         | .00    |            |      |         |
| Total Registered . : |                 |         | .00    |            |      |         |



**Central Yavapai Fire Bond Debt Service**  
GL Trial Balance Worksheet  
For The Period of 3/1/2017 through 3/31/2017

| Account | Description              | Balances              |                    |                 |                       | Adjustments |
|---------|--------------------------|-----------------------|--------------------|-----------------|-----------------------|-------------|
|         |                          | Beginning             | Debits             | Credits         | Ending                |             |
| 1100.00 | Cash / Bond Debt Service | \$1,140,704.91        | \$56,590.08        | \$177.08        | \$1,197,117.91        |             |
| TOTALS: |                          | <u>\$1,140,704.91</u> | <u>\$56,590.08</u> | <u>\$177.08</u> | <u>\$1,197,117.91</u> |             |

\* Inactive accounts are marked and appear in grey.