

AGENDA

**Central Arizona Fire and Medical Authority
Chino Valley Fire District Board of Directors
CV Regular Meeting
Thursday, May 24, 2018, 4:00 pm - 4:30 pm
Central Arizona Fire and Medical Authority, Administration
8603 E. Eastridge Drive, Prescott Valley, Arizona**

NOTICE OF MEETING

Pursuant to A.R.S. § 38-431.02, notice is hereby given to the members of the Chino Valley Fire District Board of Directors and the general public that the **Chino Valley Fire District** will hold a meeting open to the public on **Thursday, May 24, 2018 at 4:00 p.m.** The meeting will be held at the **Central Arizona Fire and Medical Authority, Administration, 8603 E. Eastridge Drive, Prescott Valley, Arizona.** The Board may vote to go into Executive Session on any agenda item, pursuant to A.R.S. §38-431.03(A)(3) for discussion and consultation for legal advice with the District's Attorney on matters as set forth in the agenda item. The following topics and any variables thereto, will be subject to Board consideration, discussion, approval, or other action. All items are set for possible action.

1. CALL TO ORDER / ROLL CALL OF BOARD MEMBERS
2. PLEDGE OF ALLEGIANCE
3. CALL TO THE PUBLIC

A.R.S. §38-431.01(H) states: A public body may make an open call to the public during a public meeting, subject to reasonable time, place and manner restrictions, to allow individuals to address the public body on any issue within the jurisdiction of the public body. At the conclusion of an open call to the public, individual members of the public body may respond to criticism made by those who have addressed the public body, may ask staff to review a matter or may ask that a matter be put on a future agenda. However, members of the public body shall not discuss or take legal action on matters raised during an open call to the public unless the matters are properly noticed for discussion and legal action.

In accordance with A.R.S. §38-431.01(H) and as a matter of policy, the Chino Valley Fire District Board has decided to allow public comments as time permits. Therefore, those wishing to address the Board regarding an issue within the jurisdiction of this public body may do so in an orderly manner that includes completing a Call to the Public Form and submitting it to staff for the record. If a written statement is being read, please provide a copy to ensure it is entered into the record accurately. Individuals will be limited to speak for three (3) minutes and Call to the Public shall not exceed 30 minutes per meeting.

4. CONSENT AGENDA

All matters listed under consent agenda are considered to be routine by the Chino Valley Fire District Board and will be enacted by one motion. There will be no separate discussion on these items. Any item may be removed by a Board member and will be considered separately for motion, discussion and action.

- A. Approve Regular Session Minutes - April 23, 2018
- B. Approve General Fund and Capital Reserve Financial Statements

- C. Approve Bond Debt Service Financials
 - D. Approve Bond Fund 2007 Financials
 - E. Transfer April Revenues from Chino Valley Fire District to Central Arizona Fire and Medical Authority in the Amount of \$858,471.62
5. NEW BUSINESS
- A. Discussion and Direction to Staff Regarding Request for Proposal (RFP) for Audit Services for Fiscal Years 2018-2020
 - B. Motion, Discussion, and Action Regarding Annexation and Resolution 2018-01, Moon, 3555 W. Big Chino Road, Parcel 303-05-138F
6. ADJOURNMENT

Disabled persons needing reasonable accommodations should call 928-772-7711 prior to the scheduled meeting.

MINUTES

**Central Arizona Fire and Medical Authority
Chino Valley Fire District Board of Directors
CV Regular Meeting
Monday, April 23, 2018, 4:00 pm - 4:30 pm
Chino Valley Town Hall, 202 N. State Route 89, Chino Valley**

In Attendance

Cyndy Dicus; Dave Dobbs; Dave Tharp; Julie Pettit; Laura Mowrer; Nicolas Cornelius; Rick Mayday; Scott A Freitag; Susanne Dixson; Todd League

NOTICE OF MEETING

Pursuant to A.R.S. § 38-431.02, notice is hereby given to the members of the Chino Valley Fire District Board of Directors and the general public that the **Chino Valley Fire District** will hold a meeting open to the public on **Monday, April 23, 2018 at 4:00 p.m.** The meeting will be held at the **Chino Valley Town Hall, 202 N. State Route 89, Chino Valley, Arizona.** The Board may vote to go into Executive Session on any agenda item, pursuant to A.R.S. §38-431.03(A)(3) for discussion and consultation for legal advice with the District's Attorney on matters as set forth in the agenda item. The following topics and any variables thereto, will be subject to Board consideration, discussion, approval, or other action. All items are set for possible action.

1. **CALL TO ORDER / ROLL CALL OF BOARD MEMBERS**

Chair Dicus called the Chino Valley Fire District Board meeting to order on Monday, April 23, 2018 at 4:01 p.m.

2. **PLEDGE OF ALLEGIANCE**

Chair Dicus led the Pledge of Allegiance.

3. **CALL TO THE PUBLIC**

A.R.S. §38-431.01(H) states: A public body may make an open call to the public during a public meeting, subject to reasonable time, place and manner restrictions, to allow individuals to address the public body on any issue within the jurisdiction of the public body. At the conclusion of an open call to the public, individual members of the public body may respond to criticism made by those who have addressed the public body, may ask staff to review a matter or may ask that a matter be put on a future agenda. However, members of the public body shall not discuss or take legal action on matters raised during an open call to the public unless the matters are properly noticed for discussion and legal action.

In accordance with A.R.S. §38-431.01(H) and as a matter of policy, the Chino Valley Fire District Board has decided to allow public comments as time permits. Therefore, those wishing to address the Board regarding an issue within the jurisdiction of this public body may do so in an orderly manner that includes completing a Call to the Public Form and submitting it to staff for the record. If a written statement is being read, please provide a copy to ensure it is entered into the record accurately. Individuals will be limited to speak for three (3) minutes and Call to the Public shall not exceed 30 minutes per meeting.

Chair Dicus opened the meeting for public comments.

No comments.

4. **CONSENT AGENDA**

All matters listed under consent agenda are considered to be routine by the Chino Valley Fire District Board and will be enacted by one motion. There will be no separate discussion on these

items. Any item may be removed by a Board member and will be considered separately for motion, discussion and action.

- A. Approve Regular Session Minutes - March 26, 2018
- B. Approve General Fund and Capital Reserve Financial Statements
- C. Approve Bond Debt Service Financials
- D. Approve Bond Fund 2007 Financials
- E. Transfer March Revenues from Chino Valley Fire District to Central Arizona Fire and Medical Authority in the Amount of \$139,686.65

Motion to approve consent agenda as read.

Move: Julie Pettit Second: Todd League Status: Passed

Yes: Dave Dobbs, Cyndy Dicus, Julie Pettit, Todd League, Rick Mayday

5. NEW BUSINESS

- A. Motion, Discussion and Action Regarding Waiver of Conflict of Interest with the Yavapai County Attorney's Office for Election Services

Attorney Cornelius advised the Board that this is the standard form of waiver of conflict of interest that the County sends to any agency that they may have to represent. The County represents other agencies that the District works with; they do not represent the District; however, they could. The waiver has been sent to others. The County does have provisions in place so that the specific attorneys would not represent this District.

Motion to accept the waiver with the Yavapai County Attorney's Office for Election Services.

Move: Julie Pettit Second: Todd League Status: Passed

Yes: Dave Dobbs, Cyndy Dicus, Julie Pettit, Todd League, Rick Mayday

6. ADJOURNMENT

Motion to adjourn meeting at 4:08 p.m.

Move: Julie Pettit Second: Dave Dobbs Status: Passed

Yes: Dave Dobbs, Cyndy Dicus, Julie Pettit, Todd League, Rick Mayday

Clerk / Date

CHINO VALLEY FIRE DISTRICT
CHECK RECONCILIATION APRIL, 2018

Reconciliation:

| | |
|--------------------------------|----------------------|
| Beginning Balance: | \$ 260,087.92 |
| Deposits: | \$ 858,471.62 |
| Transfer Out - Fire Authority: | \$ (139,686.65) |
| ADOT & Fish and Game In Lieu: | \$ - |
| Disbursements: | \$ (601.97) |
| Transfer In-CAFMA | \$ - |
| Payroll adj | |
| Ending Balance: | \$ 978,270.92 |

Difference Between Balances: \$ -

Bank Statement Balance:

| | |
|-----------------------|---------------|
| Balance Per Bank: | \$ 980,299.24 |
| Outstanding Checks: | |
| Outstanding Deposits: | \$ - |
| A/P Adjustments: | \$ (2,028.32) |
| Reversing Entry: | \$ - |

Ending Balance: \$ 978,270.92

G/L Ending Balance: \$ 978,270.92

\$ 978,270.92

Deposits Per Bank Statement:

| | |
|--------------------------------|----------------------|
| Real Estate Taxes: | \$ 788,043.76 |
| Personal Property Taxes: | \$ 6,244.90 |
| Fire District Assistance Tax: | \$ 63,208.89 |
| Fire District Deposit: | \$ - |
| Transfer Out-Fire Authority: | \$ 139,686.65 |
| ADOT & Fish and Game In Lieu: | \$ - |
| NSF Check Returned: | \$ - |
| Adjustments (Warrants Issued): | \$ - |
| Interest Income: | \$ 974.07 |
| Ending Balance: | \$ 998,158.27 |

Bank Reconciliation Register:

| | |
|--------------------------------------|----------------------|
| Checks From Accounts Payable: | \$ 601.97 |
| Checks From Payroll: | \$ - |
| Total Checks: | \$ 601.97 |
| Deposits From Accounts Receivable: | \$ - |
| Journal Entries From General Ledger: | \$ 998,158.27 |
| NSF Checks Returned: | \$ - |
| Transfer In-CAFMA | \$ - |
| Ending Balance: | \$ 998,158.27 |

Reconciliation Approved By:

Scott Freitag, Fire Chief

Reconciliation Reviewed By:



David Tharp, Assistant Chief of Administration

5/15/18

Reconciliation Prepared By:



Debbie Spingola, Finance Manager

5-14-18

**Chino Valley Fire District
General Fund Tax Collection Information**

| Total Levy Month | FY 15-16 \$3,481,052 Collected | FY 16-17 \$3,547,699 Collected | FY 17-18 \$3,707,996 Collected |
|---------------------|--------------------------------------|--------------------------------------|--------------------------------------|
| July | \$32,572 | \$10,160 | \$24,936 |
| % | 0.936% | 0.286% | 0.672% |
| % To Date | 0.9357% | 0.2864% | 0.6725% |
| August | \$26,909 | \$18,803 | \$10,622 |
| % | 0.773% | 0.530% | 0.286% |
| % To Date | 1.7087% | 0.8164% | 0.9590% |
| September | \$296,716 | \$182,315 | \$178,141 |
| % | 8.524% | 5.139% | 4.804% |
| % To Date | 10.2324% | 5.9553% | 5.7632% |
| October | \$1,237,993 | \$834,512 | \$1,503,325 |
| % | 35.564% | 23.523% | 40.543% |
| % To Date | 45.7962% | 29.4779% | 46.3060% |
| November | \$289,817 | \$866,615 | \$290,266 |
| % | 8.326% | 24.428% | 7.828% |
| % To Date | 54.1218% | 53.9055% | 54.1341% |
| December | \$220,662 | \$227,672 | \$223,661 |
| % | 6.3389% | 6.4175% | 6.0319% |
| % To Date | 60.4607% | 60.3229% | 60.1659% |
| January | \$76,744 | \$89,048 | \$153,278 |
| % | 2.2046% | 2.5100% | 4.1337% |
| % To Date | 62.6653% | 62.8330% | 64.2997% |
| February | \$87,184 | \$94,094 | \$95,262 |
| % | 2.5045% | 2.6523% | 2.5691% |
| % To Date | 65.1698% | 65.4852% | 66.8688% |
| March | \$124,511 | \$141,015 | \$127,298 |
| % | 3.5768% | 3.9748% | 3.4331% |
| % To Date | 68.7467% | 69.4600% | 70.3018% |
| April | \$910,876 | \$821,855 | \$794,289 |
| % | 26.1667% | 23.1659% | 21.4210% |
| % To Date | 94.9134% | 92.6259% | 91.7228% |
| May | \$125,156 | \$195,151 | \$0 |
| % | 3.5954% | 5.5008% | 0.0000% |
| % To Date | 98.5087% | 98.1267% | 91.7228% |
| June | \$66,848 | \$66,097 | \$0 |
| % | 1.9203% | 1.8631% | 0.0000% |
| % To Date | 100.4290% | 99.9898% | 91.7228% |
| TOTALS | \$3,495,987 | \$3,547,337 | \$3,401,077 |
| Delinquency | -0.4290% | 0.0102% | 8.2772% |

**Chino Valley Fire District
FDAT Collection Information**

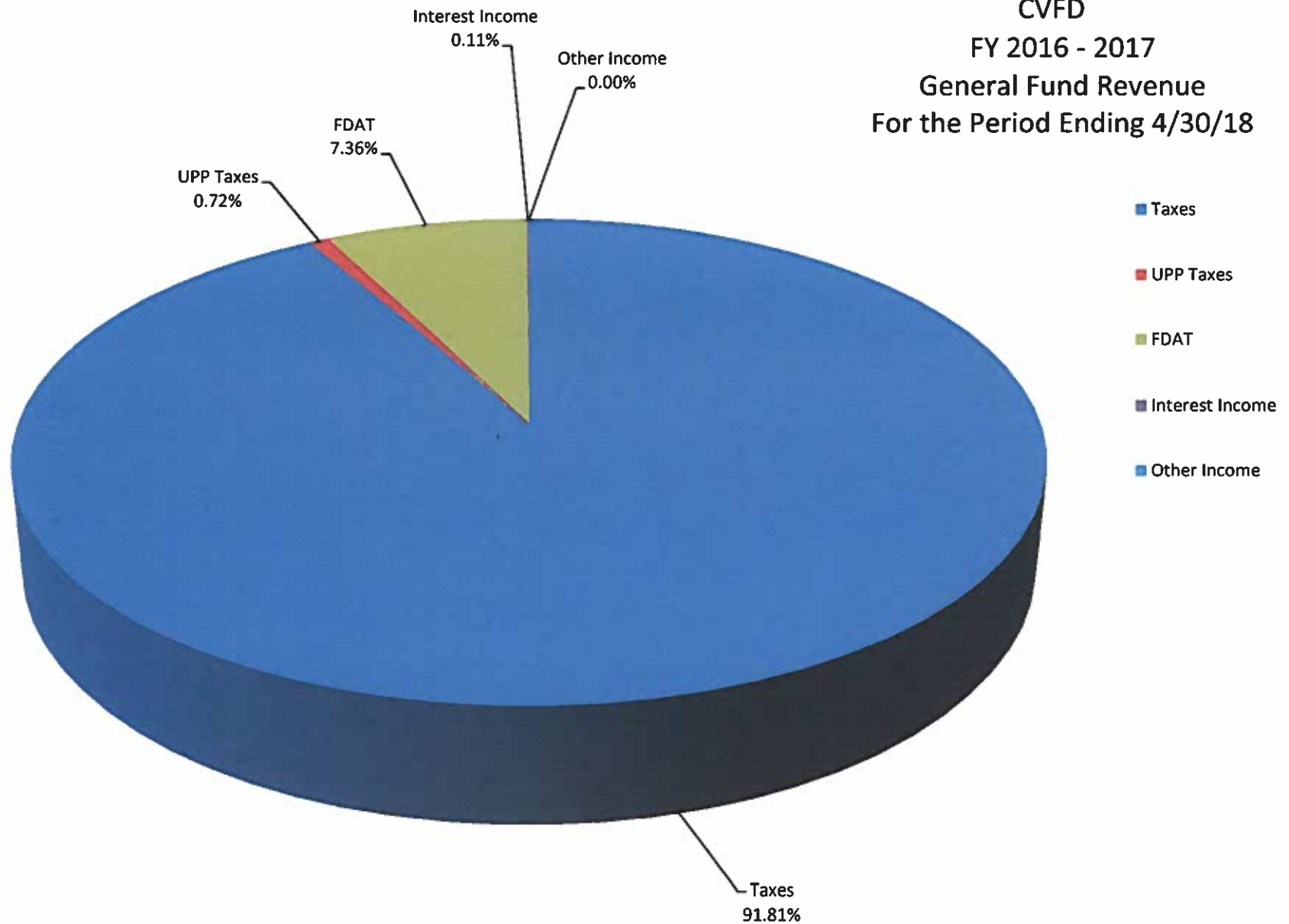
| Total Levy Month | FY 15-16 \$313,900 Collected | FY 16-17 \$313,900 Collected | FY 17-18 \$333,290 Collected |
|---------------------|------------------------------------|------------------------------------|------------------------------------|
| July | \$2,501 | \$1,423 | \$1,630 |
| % | 0.797% | 0.453% | 0.489% |
| % To Date | 0.7966% | 0.4533% | 0.4891% |
| August | \$1,456 | \$661 | \$554 |
| % | 0.464% | 0.211% | 0.166% |
| % To Date | 1.2606% | 0.6638% | 0.6553% |
| September | \$26,332 | \$8,777 | \$12,654 |
| % | 8.389% | 2.796% | 3.797% |
| % To Date | 9.6492% | 3.4600% | 4.4520% |
| October | \$97,909 | \$86,411 | \$93,081 |
| % | 31.191% | 27.528% | 27.928% |
| % To Date | 40.8405% | 30.9881% | 32.3799% |
| November | \$43,410 | \$75,219 | \$74,651 |
| % | 13.8292% | 23.9628% | 22.3983% |
| % To Date | 54.6697% | 54.9510% | 54.7782% |
| December | \$20,201 | \$24,923 | \$21,663 |
| % | 6.4354% | 7.9398% | 6.4997% |
| % To Date | 61.1052% | 62.8907% | 61.2779% |
| January | \$10,565 | \$11,762 | \$16,138 |
| % | 3.3658% | 3.7471% | 4.8420% |
| % To Date | 64.4710% | 66.6378% | 66.1199% |
| February | \$7,946 | \$8,291 | \$8,056 |
| % | 2.531% | 2.641% | 2.417% |
| % To Date | 67.0024% | 69.2790% | 68.5368% |
| March | \$12,018 | \$12,638 | \$12,174 |
| % | 3.8286% | 4.0263% | 3.6528% |
| % To Date | 70.8310% | 73.3052% | 72.1897% |
| April | \$35,416 | \$62,586 | \$63,209 |
| % | 11.2825% | 19.9382% | 18.9651% |
| % To Date | 82.1134% | 93.2434% | 91.1548% |
| May | \$51,376 | \$23,662 | \$0 |
| % | 16.3671% | 7.5381% | 0.0000% |
| % To Date | 98.4805% | 100.7815% | 91.1548% |
| June | \$6,266 | \$4,682 | \$0 |
| % | 1.9962% | 1.4917% | 0.0000% |
| % To Date | 100.4767% | 102.2732% | 91.1548% |
| TOTALS | \$315,396 | \$321,035 | \$303,810 |
| Delinquency | -0.4767% | -2.2732% | 8.8452% |
| | 100.0000% | 100.0000% | 100.0000% |



| | | | | | | | | | | | | |
|---|--------|--------|--------|---------|-----------|---------|---------|---------|---------|---------|---------|---------|
| Expenditures: | | | | | | | | | | | | |
| Audit/ acct, Election, Legal, Fire Board Exp | - | 792 | 133 | 4,980 | 380 | 1,496 | 1,500 | 667 | 165 | 602 | 667 | 667 |
| Contingency | - | - | - | - | - | - | - | 1,667 | - | - | 1,667 | 1,667 |
| Fire Authority Funding | 71,290 | 26,727 | 11,246 | 191,403 | 1,596,468 | 365,298 | 246,513 | 344,357 | 103,665 | 139,687 | 344,357 | 344,357 |
| Misc | - | - | - | - | - | - | - | - | - | - | - | - |
| ExpenditureTotals: | 71,290 | 27,519 | 11,379 | 196,383 | 1,596,848 | 366,794 | 248,013 | 346,690 | 103,830 | 140,289 | 346,690 | 346,690 |

[illegible]

CVFD
FY 2016 - 2017
General Fund Revenue
For the Period Ending 4/30/18




CHINO VALLEY FIRE DISTRICT
REVENUE

| | Current Month Revenue | YTD Budget | |
|-----------------|--------------------------|---------------|--------|
| Taxes | \$ 788,044 | \$ 3,547,699 | 91.81 |
| UPP Taxes | \$ 6,245 | \$ - | 0.72 |
| FDAT | \$ 63,209 | \$ 313,900 | 7.36 |
| Interest Income | \$ 974 | \$ - | 0.11 |
| Other Income | \$ - | \$ 2,000 | 0.00 |
| | \$ 858,472 | \$ 3,863,599 | 100.00 |

CVFD
FY 2016 - 2017
General Fund Expenditures
For the Period Ending 4/30/18

Fire Authority Funding
99.57%



Audit/Accounting,
Election, Legal, Fire
Board Expenses

Contingency

Miscellaneous

Fire Authority
Funding

Audit/Accounting, Election,
Legal, Fire Board Expenses
0.43%

Contingency
0.00%

Miscellaneous
0.00%

CHINO VALLEY FIRE DISTRICT
EXPENSES

| | Current Month Actual | YTD Budget | |
|--|-------------------------|---------------|-------|
| Audit/Accounting, Election, Legal, Fire Board Expenses | \$ 602 | \$ 29,000 | 0.43 |
| Contingency | \$ - | \$ 20,000 | - |
| Miscellaneous | \$ - | \$ - | - |
| Fire Authority Funding | \$ 139,687 | \$ 3,850,599 | 99.57 |
| | \$ 140,289 | \$ 3,899,599 | 100 |

5/02/18
8:48:02

Yavapai County Treasurer
Monthly Statement

TR046DSR
C00623

* Account Number: 6-65540-0000 Chino Valley Fire Dist GF Date Range: 4/01/2018 to 4/30/2018 Page: 5

| | (---Period---) | (-----Y-T-D-----) | | | | |
|-------------------|----------------|-------------------|-------|------------|-------|--------------|
| Begin Balance: | 262,116.24 | 206,343.28 | | | | |
| Income : | 858,471.62 | 3,709,706.95 | | | | |
| LOC Advance . . : | .00 | .00 | | | | |
| Expense : | 140,288.62- | 2,935,750.99- | LOC : | .00 | Levy: | 3,709,531.98 |
| LOC Payments : | .00 | .00 | Out : | .00 | Coll: | 3,296,095.60 |
| Cash Balance : | 980,299.24 | 980,299.24 | End : | 980,299.24 | Adj : | 1,751.68- |
| | | | | | Out : | 411,684.70 |

| Transaction Summary By Source | | Beginning Balance: | 262,116.24 | 206,343.28 |
|-------------------------------|----------------------------------|--------------------|-------------|---------------|
| Source | Description | | Monthly | Yearly |
| 20061 | 2006 UPP Taxes | | .00 | 44.77 |
| 20071 | 2007 UPP Taxes | | .00 | 275.39 |
| 20081 | 2008 UPP Taxes | | .00 | 57.95 |
| 20091 | 2009 UPP Taxes | | .00 | 42.60 |
| 20092 | 2009 RE Taxes | | .00 | 3.04 |
| 20101 | 2010 UPP Taxes | | .00 | 32.86 |
| 20102 | 2010 RE Taxes | | .00 | 3.36 |
| 20111 | 2011 UPP Taxes | | .00 | 1,117.67 |
| 20112 | 2011 RE Taxes | | .00 | 4.04 |
| 20121 | 2012 UPP Taxes | | .00 | 263.49 |
| 20122 | 2012 RE Taxes | | .00 | 5.04 |
| 20131 | 2013 UPP Taxes | | .00 | 166.35 |
| 20132 | 2013 RE Taxes | | .00 | 98.58 |
| 20141 | 2014 UPP Taxes | | 1.32 | 374.41 |
| 20142 | 2014 RE Taxes | | .00 | 481.14 |
| 20151 | 2015 UPP Taxes | | 104.68 | 987.76 |
| 20152 | 2015 RE Taxes | | 30.85 | 1,113.32 |
| 20161 | 2016 UPP Taxes | | 82.11 | 3,906.85 |
| 20162 | 2016 RE Taxes | | 32.41 | 96,001.93 |
| 20171 | 2017 UPP Taxes | | 6,056.79 | 75,255.40 |
| 20172 | 2017 RE Taxes | | 788,107.02 | 3,220,840.20 |
| 37130 | ADOT & Fish and Game in-lieu | | .00 | 151.22 |
| 37150 | FDAT Distributions | | 63,208.89 | 303,788.18 |
| 38108 | Interest on Investments ICM | | 758.45 | 1,768.75 |
| 38109 | Interest on Investments St Treas | | 215.62 | 2,922.65 |
| 91032 | Warrants Redeemed | | 601.97- | 13,225.48- |
| 91702 | Transfer out | | 139,686.65- | 2,922,525.51- |
| Ending Balances: | | | 980,299.24 | 980,299.24 |

Real Estate Taxes \$ 788,043.76

UPP Taxes \$ 6,244.90

FDAT \$ 63,208.89

Interest \$ 974.07

Total \$ 858,471.62

Transfer to CAFMA \$ 139,686.65

5/02/18
8:48:02

Yavapai County Treasurer
Monthly Statement

TR046DSR
C00623

* Account Number: 6-65540-0000 Chino Valley Fire Dist GF Date Range: 4/01/2018 to 4/30/2018 Page: 1

| TRANSACTIONS | | Notes | Begin Balance: | 262,116.24 |
|--------------|--------|--------------------|-------------------------------|---------------------|
| Date | Source | Description | | Debits/Credits |
| 4/02 | 20172 | 2017 RE Taxes | TAX DISTRIBUTION | 0004757 3,559.56 |
| 4/02 | 37150 | FDAT Distributions | DISTRIBUTE FIRE DISTRICT ASSI | 1000015150 489.40 |
| 4/03 | 20171 | 2017 UPP Taxes | TAX DISTRIBUTION | 0004758 120.81 |
| 4/03 | 20172 | 2017 RE Taxes | TAX DISTRIBUTION | 0004758 10,758.03 |
| 4/03 | 37150 | FDAT Distributions | DISTRIBUTE FIRE DISTRICT ASSI | 1000015153 402.11 |
| 4/04 | 20141 | 2014 UPP Taxes | TAX DISTRIBUTION | 0004759 1.32 |
| 4/04 | 20151 | 2015 UPP Taxes | TAX DISTRIBUTION | 0004759 43.64 |
| 4/04 | 20161 | 2016 UPP Taxes | TAX DISTRIBUTION | 0004759 42.89 |
| 4/04 | 20171 | 2017 UPP Taxes | TAX DISTRIBUTION | 0004759 303.50 |
| 4/04 | 20172 | 2017 RE Taxes | TAX DISTRIBUTION | 0004759 6,571.64 |
| 4/04 | 37150 | FDAT Distributions | DISTRIBUTE FIRE DISTRICT ASSI | 1000015156 524.88 |
| 4/05 | 20171 | 2017 UPP Taxes | TAX DISTRIBUTION | 0004760 111.70 |
| 4/05 | 20172 | 2017 RE Taxes | TAX DISTRIBUTION | 0004760 5,672.03 |
| 4/05 | 37150 | FDAT Distributions | DISTRIBUTE FIRE DISTRICT ASSI | 1000015159 652.72 |
| 4/06 | 20151 | 2015 UPP Taxes | TAX DISTRIBUTION | 0004761 12.45 |
| 4/06 | 20152 | 2015 RE Taxes | TAX DISTRIBUTION | 0004761 .00 |
| 4/06 | 20162 | 2016 RE Taxes | TAX DISTRIBUTION | 0004761 .00 |
| 4/06 | 20171 | 2017 UPP Taxes | TAX DISTRIBUTION | 0004761 56.65 |
| 4/06 | 20172 | 2017 RE Taxes | TAX DISTRIBUTION | 0004761 15,107.63 |
| 4/06 | 37150 | FDAT Distributions | DISTRIBUTE FIRE DISTRICT ASSI | 1000015162 620.91 |
| 4/09 | 20171 | 2017 UPP Taxes | TAX DISTRIBUTION | 0004762 64.46 |
| 4/09 | 20172 | 2017 RE Taxes | TAX DISTRIBUTION | 0004761 53.58 |
| 4/09 | 20172 | 2017 RE Taxes | TAX DISTRIBUTION | 0004762 5,690.90 |
| 4/09 | 37150 | FDAT Distributions | DISTRIBUTE FIRE DISTRICT ASSI | 1000015165 1,585.91 |
| 4/10 | 20171 | 2017 UPP Taxes | TAX DISTRIBUTION | 0004763 104.75 |
| 4/10 | 20172 | 2017 RE Taxes | TAX DISTRIBUTION | 0004763 9,300.70 |
| 4/10 | 37150 | FDAT Distributions | DISTRIBUTE FIRE DISTRICT ASSI | 1000015168 549.26 |
| 4/11 | 20171 | 2017 UPP Taxes | TAX DISTRIBUTION | 0004764 76.15 |
| 4/11 | 20172 | 2017 RE Taxes | TAX DISTRIBUTION | 0004763 556.51 |
| 4/11 | 20172 | 2017 RE Taxes | TAX DISTRIBUTION | 0004764 6,147.24 |
| 4/11 | 37150 | FDAT Distributions | DISTRIBUTE FIRE DISTRICT ASSI | 1000015171 793.12 |
| 4/12 | 20171 | 2017 UPP Taxes | TAX DISTRIBUTION | 0004765 89.74 |
| 4/12 | 20172 | 2017 RE Taxes | TAX DISTRIBUTION | 0004765 10,146.75 |
| 4/12 | 37150 | FDAT Distributions | DISTRIBUTE FIRE DISTRICT ASSI | 1000015174 1,056.99 |
| 4/13 | 20171 | 2017 UPP Taxes | TAX DISTRIBUTION | 0004766 22.75 |
| 4/13 | 20172 | 2017 RE Taxes | TAX DISTRIBUTION | 0004766 10,656.80 |
| 4/13 | 37150 | FDAT Distributions | DISTRIBUTE FIRE DISTRICT ASSI | 1000015177 1,006.50 |
| 4/16 | 20152 | 2015 RE Taxes | TAX DISTRIBUTION | 0004767 30.85 |
| 4/16 | 20162 | 2016 RE Taxes | TAX DISTRIBUTION | 0004767 32.41 |
| 4/16 | 20171 | 2017 UPP Taxes | TAX DISTRIBUTION | 0004767 434.94 |

Debit Page Totals: .00 Credit Page Totals: 93,325.66 Page End Totals: 355,441.90

5/02/18
8:48:02

Yavapai County Treasurer
Monthly Statement

TR046DSR
C00623

* Account Number: 6-65540-0000 Chino Valley Fire Dist GF Date Range: 4/01/2018 to 4/30/2018 Page: 2

T R A N S A C T I O N S
Date Source Description

Notes

Debits/Credits

| | | | | | |
|------|-------|----------------------------------|-------------------------------|------------|------------|
| 4/16 | 20172 | 2017 RE Taxes | TAX DISTRIBUTION | 0004767 | 11,480.65 |
| 4/16 | 37150 | FDAT Distributions | DISTRIBUTE FIRE DISTRICT ASSI | 1000015180 | 1,085.19 |
| 4/17 | 20171 | 2017 UPP Taxes | TAX DISTRIBUTION | 0004768 | 280.57 |
| 4/17 | 20172 | 2017 RE Taxes | TAX DISTRIBUTION | 0004768 | 467,067.08 |
| 4/17 | 37150 | FDAT Distributions | DISTRIBUTE FIRE DISTRICT ASSI | 1000015183 | 6,048.10 |
| 4/18 | 20171 | 2017 UPP Taxes | TAX DISTRIBUTION | 0004769 | 315.63 |
| 4/18 | 20172 | 2017 RE Taxes | TAX DISTRIBUTION | 0004769 | 15,619.61 |
| 4/18 | 37150 | FDAT Distributions | DISTRIBUTE FIRE DISTRICT ASSI | 1000015186 | 29,349.25 |
| 4/19 | 20171 | 2017 UPP Taxes | TAX DISTRIBUTION | 0004770 | 812.18 |
| 4/19 | 20172 | 2017 RE Taxes | TAX DISTRIBUTION | 0004770 | 8,633.69 |
| 4/19 | 37150 | FDAT Distributions | DISTRIBUTE FIRE DISTRICT ASSI | 1000015189 | 1,394.41 |
| 4/20 | 20171 | 2017 UPP Taxes | TAX DISTRIBUTION | 0004771 | 587.74 |
| 4/20 | 20172 | 2017 RE Taxes | TAX DISTRIBUTION | 0004771 | 129,722.53 |
| 4/20 | 37150 | FDAT Distributions | DISTRIBUTE FIRE DISTRICT ASSI | 1000015192 | 1,361.36 |
| 4/23 | 20171 | 2017 UPP Taxes | TAX DISTRIBUTION | 0004772 | 333.42 |
| 4/23 | 20172 | 2017 RE Taxes | TAX DISTRIBUTION | 0004771 | 305.27 |
| 4/23 | 20172 | 2017 RE Taxes | TAX DISTRIBUTION | 0004772 | 6,419.01 |
| 4/23 | 37150 | FDAT Distributions | DISTRIBUTE FIRE DISTRICT ASSI | 1000015195 | 9,189.03 |
| 4/24 | 20171 | 2017 UPP Taxes | TAX DISTRIBUTION | 0004773 | 289.41 |
| 4/24 | 20172 | 2017 RE Taxes | TAX DISTRIBUTION | 0004773 | 10,168.17 |
| 4/24 | 37150 | FDAT Distributions | DISTRIBUTE FIRE DISTRICT ASSI | 1000015198 | 1,051.49 |
| 4/25 | 20171 | 2017 UPP Taxes | TAX DISTRIBUTION | 0004774 | 234.20 |
| 4/25 | 20172 | 2017 RE Taxes | TAX DISTRIBUTION | 0004774 | 6,366.48 |
| 4/25 | 37150 | FDAT Distributions | DISTRIBUTE FIRE DISTRICT ASSI | 1000015201 | 1,554.69 |
| 4/26 | 20171 | 2017 UPP Taxes | TAX DISTRIBUTION | 0004775 | 1,238.23 |
| 4/26 | 20172 | 2017 RE Taxes | TAX DISTRIBUTION | 0004775 | 18,689.79 |
| 4/26 | 37150 | FDAT Distributions | DISTRIBUTE FIRE DISTRICT ASSI | 1000015204 | 868.57 |
| 4/27 | 20171 | 2017 UPP Taxes | TAX DISTRIBUTION | 0004776 | 189.24 |
| 4/27 | 20172 | 2017 RE Taxes | TAX DISTRIBUTION | 0004776 | 14,797.10 |
| 4/27 | 37150 | FDAT Distributions | DISTRIBUTE FIRE DISTRICT ASSI | 1000015207 | 2,251.75 |
| 4/27 | 38108 | Interest on Investments ICM | INVESTMENT INTEREST | 1000015209 | 172.82 |
| 4/27 | 38108 | Interest on Investments ICM | INVESTMENT INTEREST | 1000015210 | 300.02 |
| 4/27 | 38108 | Interest on Investments ICM | INVESTMENT INTEREST | 1000015211 | 93.18 |
| 4/27 | 38108 | Interest on Investments ICM | INVESTMENT INTEREST | 1000015212 | 82.19 |
| 4/27 | 38108 | Interest on Investments ICM | INVESTMENT INTEREST | 1000015213 | 58.15 |
| 4/27 | 38108 | Interest on Investments ICM | INVESTMENT INTEREST | 1000015214 | 52.09 |
| 4/27 | 38109 | Interest on Investments St Treas | INVESTMENT INTEREST | 1000015215 | 214.72 |
| 4/27 | 38109 | Interest on Investments St Treas | INVESTMENT INTEREST | 1000015216 | .90 |
| 4/30 | 20151 | 2015 UPP Taxes | TAX DISTRIBUTION | 0004777 | 48.59 |
| 4/30 | 20161 | 2016 UPP Taxes | TAX DISTRIBUTION | 0004777 | 39.22 |

Debit Page Totals:

.00

Credit Page Totals:

842,091.38

Page End Totals:

1,104,207.62

5/02/18
8:48:02

Yavapai County Treasurer
Monthly Statement

TR046DSR
C00623

* Account Number: 6-65540-0000 Chino Valley Fire Dist GF Date Range: 4/01/2018 to 4/30/2018 Page: 3

T R A N S A C T I O N S
Date Source Description

Notes

Debits/Credits

| | | | | | |
|------|-------|--------------------|-------------------------------|------------|-------------|
| 4/30 | 20171 | 2017 UPP Taxes | TAX DISTRIBUTION | 0004777 | 390.72 |
| 4/30 | 20172 | 2017 RE Taxes | TAX DISTRIBUTION | 0004776 | 18.62 |
| 4/30 | 20172 | 2017 RE Taxes | TAX DISTRIBUTION | 0004777 | 14,597.65 |
| 4/30 | 37150 | FDAT Distributions | DISTRIBUTE FIRE DISTRICT ASSI | 1000015218 | 1,373.25 |
| 4/30 | 91032 | Warrants Redeemed | PAID WARRANTS | 1000015220 | 601.97- |
| 4/30 | 91702 | Transfer out | CENTRAL AZ FIRE & MED AUTH EM | 1007819 | 139,686.65- |

Ending Debit Totals: 140,288.62- Ending Credit Totals: 858,471.62 Ending Balance: 980,299.24

5/02/18
8:48:02

Yavapai County Treasurer
Monthly Statement

TR046DSR
C00623

* Account Number: 6-65540-0000 Chino Valley Fire Dist GF Date Range: 4/01/2018 to 4/30/2018 Page: 4

| Account | Fund Stat Payee | Warrant | Amount | Issue Date | Date | Voucher |
|----------------------|-----------------|----------|--------|------------|-----------|---------|
| 6-65540-0000 | 655 PAID / | 00024370 | 601.97 | 4/23/2018 | 4/30/2018 | |
| Status Subtotal | : | 1 601.97 | | | | |
| Fund Subtotal | : | 1 601.97 | | | | |
| Total Paid Warrants: | | 1 601.97 | | | | |
| Total Outstanding. : | | 2 727.71 | | | | |
| Total Void Warrants: | | .00 | | | | |
| Total Registered . : | | .00 | | | | |

Chino Valley Fire District
Bank Reconciliation Summary
For the Bank Statement ending: 4/30/2018

| BANK CONTROL ID: GEN - GENERAL FUND | | DESC: GENERAL FUND | ACCOUNT NO: 000000000000000 |
|-------------------------------------|----------|--------------------|-----------------------------|
| Beginning Balance: | 04/01/18 | | \$262,116.24 |
| Deposits and Credits: | | | \$858,471.62 |
| Checks and Charges: | | | (\$140,288.62) |
| Adjustments: | | | \$0.00 |
| Ending Balance Per Reconciliation: | | | \$980,299.24 |
| Ending Balance Per Bank Statement: | 04/30/18 | | \$980,299.24 |
| * Outstanding Deposits and Credits: | 04/30/18 | | \$0.00 |
| * Outstanding Checks and Charges: | 04/30/18 | | \$0.00 |
| Ending Book Balance: | 04/30/18 | | \$980,299.24 |

* Outstanding amounts are all outstanding credits and charges dated prior or equal to the Reconciliation date.

Chino Valley Fire District
Bank Reconciliation Register

| Document Number | Date | BR Status | Void? | Description | Date Cleared | Amount |
|-----------------|------|-----------|-------|-------------|--------------|--------|
|-----------------|------|-----------|-------|-------------|--------------|--------|

SUB TOTAL FOR BANK:
TOTAL FOR MODULE:

Chino Valley Fire District
BR Checks and Charges Cleared
For the Bank Statement ending: 4/30/18

| GEN | | General Fund | | General Fund | | 0000000000000000 | |
|-----------------------------------|---------------|------------------------------|--------|--------------|--------------|------------------|--|
| Date | Document | Description | Module | Company | Amount | | |
| 04/23/18 | 79024370 | Kendhammer and Partners, LLP | AP | CHINOV | \$601.97 | | |
| 04/30/18 | Cash w/County | Transfer to CAFMA | GL | CHINOV | \$139,686.65 | | |
| TOTAL CHECKS AND CHARGES CLEARED: | | | | | \$140,288.62 | | |

Chino Valley Fire District
BR Checks and Charges Outstanding
For the Bank Statement ending:

| <u>Date</u> | <u>Document</u> | <u>Description</u> | <u>Module</u> | <u>Company</u> | <u>Amount</u> |
|-------------|-----------------|--------------------|---------------|----------------|---------------|
|-------------|-----------------|--------------------|---------------|----------------|---------------|

TOTAL CHECKS AND CHARGES OUTSTANDING:

| | | | | | | |
|-------------------------------------|---------------|------------------------|--------|--------------|--------------|------------------|
| GEN | | General Fund | | General Fund | | 0000000000000000 |
| Date | Document | Description | Module | Company | Amount | |
| 04/30/18 | Cash w/County | Tax & Interest Revenue | GL | CHINOV | \$858,471.62 | |
| TOTAL DEPOSITS AND CREDITS CLEARED: | | | | | \$858,471.62 | |

Chino Valley Fire District
BR Deposits and Credits Outstanding
For the Bank Statement ending:

| <u>Date</u> | <u>Document</u> | <u>Description</u> | <u>Module</u> | <u>Company</u> | <u>Amount</u> |
|-------------|-----------------|--------------------|---------------|----------------|---------------|
|-------------|-----------------|--------------------|---------------|----------------|---------------|

TOTAL DEPOSITS AND CREDITS OUTSTANDING:

Chino Valley Fire District
BR Adjustments Report
For the Bank Statement ending:

| Date | Document | Description | GL Account | Offset Amt | Adj. Amt |
|------|----------|-------------|------------|------------|----------|
|------|----------|-------------|------------|------------|----------|

DOCUMENT:

ADJUSTMENT DOCUMENT " TOTAL:

TOTAL FOR ALL ADJUSTMENTS:

| Document Number | Date | BR Status | Void? | Description | Date Cleared | Amount |
|-----------------|------|-----------|-------|-------------|--------------|--------|
|-----------------|------|-----------|-------|-------------|--------------|--------|

MODULE: CHECKS FROM ACCOUNTS PAYABLE

| | | | | | | |
|-------------------------------------|----------|--------|----|------------------------------|----------|----------|
| BANK CONTROL ID: GEN - GENERAL FUND | | | | | | |
| 79024370 | 04/23/18 | Marked | No | Kendhammer and Partners, LLP | 05/10/18 | \$601.97 |
| SUB TOTAL FOR BANK: | | | | | | \$601.97 |
| TOTAL FOR MODULE: | | | | | | \$601.97 |

MODULE: JOURNAL ENTRIES FROM GENERAL LEDGER

| | | | | | | |
|-------------------------------------|----------|--------|----|------------------------|----------|--------------|
| BANK CONTROL ID: GEN - GENERAL FUND | | | | | | |
| Cash w/County | 04/30/18 | Marked | No | Transfer to CAFMA | 05/10/18 | \$139,686.65 |
| Cash w/County | 04/30/18 | Marked | No | Tax & Interest Revenue | 05/10/18 | \$858,471.62 |
| SUB TOTAL FOR BANK: | | | | | | \$998,158.27 |
| TOTAL FOR MODULE: | | | | | | \$998,158.27 |

5/10/18
3:49:16 PM

Chino Valley Fire District
Income Statement
(Original Budget to Actual Comparison)
For the period of 4/1/2018 Through 4/30/2018

Fund: (10) General Fund

| | Account | Actual | Current Period Budget | Variance | % | Actual | Year To Date Budget | Variance | % |
|-------------------------------------|-------------|---------------------|--------------------------|-----------------------|--------------|-----------------------|------------------------|-----------------------|-----------------|
| <u>Revenues</u> | | | | | | | | | |
| Real Estate Tax | 10400000000 | \$788,043.76 | \$0.00 | \$788,043.76 | 0.0 % | \$3,318,550.65 | \$3,707,996.00 | \$(389,445.35) | (10.5)% |
| Personal Property Tax | 10410000000 | 6,244.90 | 0.00 | 6,244.90 | 0.0 | 82,525.50 | 0.00 | 82,525.50 | 0.0 |
| Fire District Assistance Tax | 10420000000 | 63,208.89 | 0.00 | 63,208.89 | 0.0 | 303,788.18 | 313,900.00 | (10,111.82) | (3.2) |
| Interest Income-General Fund | 10490000000 | 974.07 | 0.00 | 974.07 | 0.0 | 4,691.40 | 0.00 | 4,691.40 | 0.0 |
| Rebates/Refunds | 10500000000 | 0.00 | 0.00 | 0.00 | 0.0 | 0.00 | 2,000.00 | (2,000.00) | (100.0) |
| Misc. Revenues | 10510000000 | 0.00 | 0.00 | 0.00 | 0.0 | 151.22 | 97,000.00 | (96,848.78) | (99.8) |
| Net Revenues | | \$858,471.62 | \$0.00 | \$858,471.62 | 0.0 % | \$3,709,706.95 | \$4,120,896.00 | \$(411,189.05) | (10.0)% |
| <u>Program Expenses</u> | | | | | | | | | |
| Fire Authority Funding | 10670010000 | \$139,686.65 | \$0.00 | \$(139,686.65) | 0.0 % | \$2,922,525.51 | \$4,112,896.00 | \$1,190,370.49 | 28.9 % |
| Total Program Expenses | | \$139,686.65 | \$0.00 | \$(139,686.65) | 0.0 % | \$2,922,525.51 | \$4,112,896.00 | \$1,190,370.49 | 28.9 % |
| <u>Fund Raising Expenses</u> | | | | | | | | | |
| Audit & Accounting | 10640010000 | \$0.00 | \$0.00 | \$0.00 | 0.0 % | \$10,508.75 | \$2,000.00 | \$(8,508.75) | (425.4)% |
| Other Prof Services/Admin | 10640510000 | 0.00 | 0.00 | 0.00 | 0.0 | 420.00 | 0.00 | (420.00) | 0.0 |
| Legal Services - Routine | 10641010000 | 601.97 | 0.00 | (601.97) | 0.0 | 1,183.97 | 5,000.00 | 3,816.03 | 76.3 |
| Fire Board Expenses | 10644110000 | 0.00 | 0.00 | 0.00 | 0.0 | 605.26 | 1,000.00 | 394.74 | 39.5 |
| Misc/Admin | 10661010000 | 0.00 | 0.00 | 0.00 | 0.0 | 200.00 | 0.00 | (200.00) | 0.0 |
| Contingency Expense - Current | 10780130000 | 0.00 | 0.00 | 0.00 | 0.0 | 0.00 | 20,000.00 | 20,000.00 | 100.0 |
| Total Fund Raising Expenses | | \$601.97 | \$0.00 | \$(601.97) | 0.0 % | \$12,917.98 | \$28,000.00 | \$15,082.02 | 53.9 % |
| Total Expenses | | \$140,288.62 | | \$(140,288.62) | | \$2,935,443.49 | \$4,140,896.00 | \$1,205,452.51 | 29.1 % |
| Net Income (Loss) | | \$718,183.00 | \$0.00 | \$718,183.00 | 0.0 % | \$774,263.46 | \$(20,000.00) | \$794,263.46 | 3971.3 % |

5/10/18
3:49:27 PM

Chino Valley Fire District
Balance Sheet
As of 4/30/2018
Fund: (10) General Fund

Assets

Current Assets

| | | |
|------------------------------|---------------|-------------|
| Cash with Yavapai County | \$(39,491.34) | |
| Taxes Receivable | 133,723.80 | |
| Accounts Receivable | 2,278.26 | |
| Retiree/Insurance Receivable | (1,906.22) | |
| Total Current Assets | | \$94,604.50 |

Property, Plant & Equipment

| | | |
|---|-------------|-----------|
| Capital Outlay-Comm IT Network Upgrades | \$11,117.59 | |
| Total Property, Plant & Equipment | | 11,117.59 |

| | | |
|---------------------|--|---------------------|
| Total Assets | | \$105,722.09 |
|---------------------|--|---------------------|

Liabilities and Net Assets

Current Liabilities

| | | |
|-------------------------------------|------------|---------------------|
| Accrued Payroll Expenses | \$0.42 | |
| Deferred Compensation (Prop Tax) | 102,727.38 | |
| PEHP Payable | (0.01) | |
| Dental Insurance Payable | 0.22 | |
| PSPRS Payable | (0.15) | |
| ASRS Payable | (0.02) | |
| Medicare Payable | 0.06 | |
| Union Dues Payable | (0.50) | |
| State Retirement Service Purchase 1 | 0.49 | |
| ASRS Company | (0.10) | |
| Fire Chief Retirement Payable | (0.24) | |
| Medical Insurance Company | 0.07 | |
| Dental Insurance Company | (0.12) | |
| FICA Company | (0.12) | |
| Total Current Liabilities | | \$102,727.38 |
| Total Liabilities | | \$102,727.38 |

Net Assets

| | | |
|---|------------------|-------------------------|
| Fund Balance | \$(2,330,024.27) | |
| Current Year Net Assets | 774,263.46 | |
| Total Net Assets | | (1,555,760.81) |
| Total Liabilities and Net Assets | | \$(1,453,033.43) |

Chino Valley Fire District
GL Account Ledger - Detail By Date Range (Current and History)
04/01/2018 through 04/30/2018

| Batch | Journal | Entry # | Date | Job | Document | Description | Debits | Credits | Balance |
|--|---------|---------|----------|-----|---------------|--|---------------------|---------------------|---------------------|
| 10.1100.0.0.000 | | | | | | CASH WITH YAVAPAI COUNTY | | | \$260,087.92 |
| 1948 | CD | 142742 | 04/23/18 | | 79024370 | Kendhammer and Partners, LLP - Cash Disbursement KENDH1 | - | 601.97 | 259,485.95 |
| 1951 | GJ | 142797 | 04/30/18 | | Cash w/County | Transfer to CAFMA | - | 139,686.65 | 119,799.30 |
| 1954 | GJ | 142817 | 04/30/18 | | Cash w/County | Tax & Interest Revenue | 858,471.62 | - | 978,270.92 |
| CASH WITH YAVAPAI COUNTY TOTAL: | | | | | | | \$858,471.62 | \$140,288.62 | \$978,270.92 |
| TOTAL OF LEDGER: | | | | | | | \$858,471.62 | \$140,288.62 | \$978,270.92 |

CHINO VALLEY FIRE DISTRICT
BOND DEBT SERVICE ACCOUNT: 6-65640-7000
BANK RECONCILIATION APRIL, 2018

Reconciliation:

| | | |
|---------------------------------|----|------------|
| Beginning Balance (CVFD): | \$ | 393,000.55 |
| Deposits: | \$ | 90,041.72 |
| Disbursements: | \$ | - |
| Interest Income: | \$ | 2,389.81 |
| Principal and Interest payments | \$ | - |

Ending Balance: \$ **485,432.08**

Difference Between Balances: \$ -

Bank Statement Balance:

Balance Per Bank: \$ 485,432.08

Ending Balance: \$ **485,432.08**

Deposits Per Bank Statement:

| | | |
|--------------------------|----|-----------|
| Fire District Deposits: | \$ | - |
| Real Estate Taxes: | \$ | 89,332.03 |
| Personal Property Taxes: | \$ | 709.69 |
| ADOT Game/Fish In Lieu: | \$ | - |

Ending Balance: \$ **90,041.72**

Reconciliation Approved By:

Scott Freitag, Fire Chief

Reconciliation Reviewed By:



David Tharp, Assistant Chief of Administration

5/15/18

Reconciliation Prepared By:



Debbie Spingola, Finance Manager

5-14-18

5/02/18
8:48:02

Yavapai County Treasurer
Monthly Statement

TR046DSR
C00623

* Account Number: 6-65640-7000 Chino Valley Fire Dist BDS Date Range: 4/01/2018 to 4/30/2018 Page: 4

| | (---Period---) | (-----Y-T-D-----) | | | | | |
|-----------------|----------------|-------------------|-------|------------|--|-------|------------|
| Begin Balance: | 393,000.55 | 147,773.17 | | | | | |
| Income . . . : | 92,431.53 | 404,321.81 | | | | | |
| LOC Advance . : | .00 | .00 | | | | Levy: | 420,512.90 |
| Expense . . . : | .00 | 66,662.90- | LOC : | .00 | | Coll: | 373,642.91 |
| LOC Payments : | .00 | .00 | Out : | .00 | | Adj : | 198.56- |
| Cash Balance : | 485,432.08 | 485,432.08 | End : | 485,432.08 | | Out : | 46,671.43 |

Transaction Summary By Source
Source Description

| | Beginning Balance: | 393,000.55 | 147,773.17 |
|--|--------------------|------------|------------|
| | | Monthly | Yearly |
| 20071 2007 UPP Taxes | | .00 | 21.01 |
| 20081 2008 UPP Taxes | | .00 | 6.91 |
| 20091 2009 UPP Taxes | | .00 | 5.38 |
| 20092 2009 RE Taxes | | .00 | .38 |
| 20101 2010 UPP Taxes | | .00 | 3.52 |
| 20102 2010 RE Taxes | | .00 | .36 |
| 20111 2011 UPP Taxes | | .00 | 133.95 |
| 20112 2011 RE Taxes | | .00 | .48 |
| 20121 2012 UPP Taxes | | .00 | 25.05 |
| 20122 2012 RE Taxes | | .00 | .48 |
| 20131 2013 UPP Taxes | | .00 | 22.09 |
| 20132 2013 RE Taxes | | .00 | 13.10 |
| 20141 2014 UPP Taxes | | .18 | 50.02 |
| 20142 2014 RE Taxes | | .00 | 64.27 |
| 20151 2015 UPP Taxes | | 13.23 | 124.85 |
| 20152 2015 RE Taxes | | 3.89- | 140.75 |
| 20161 2016 UPP Taxes | | 9.63 | 458.61 |
| 20162 2016 RE Taxes | | 3.79- | 11,269.07 |
| 20171 2017 UPP Taxes | | 686.65 | 8,531.02 |
| 20172 2017 RE Taxes | | 89,339.71 | 365,111.89 |
| 38108 Interest on Investments ICM | | 1,485.15 | 5,107.95 |
| 38109 Interest on Investments St Treas | | 904.66 | 13,230.67 |
| 92190 Bond Interest Payment | | .00 | 66,662.90- |
| Ending Balances: | | 485,432.08 | 485,432.08 |

Real Estate Taxes \$ 89,332.03
UPP Taxes \$ 709.69
Interest \$ 2,389.81
total \$ 92,431.53

5/02/18
8:48:02

Yavapai County Treasurer
Monthly Statement

TR046DSR
C00623

* Account Number: 6-65640-7000 Chino Valley Fire Dist BDS Date Range: 4/01/2018 to 4/30/2018 Page: 1

| T R A N S A C T I O N S | | | | Begin Balance: | 393,000.55 |
|-------------------------|--------|----------------|------------------|----------------|----------------|
| Date | Source | Description | Notes | | Debits/Credits |
| 4/02 | 20172 | 2017 RE Taxes | TAX DISTRIBUTION | 0004757 | 403.51 |
| 4/03 | 20171 | 2017 UPP Taxes | TAX DISTRIBUTION | 0004758 | 13.70 |
| 4/03 | 20172 | 2017 RE Taxes | TAX DISTRIBUTION | 0004758 | 1,219.55 |
| 4/04 | 20141 | 2014 UPP Taxes | TAX DISTRIBUTION | 0004759 | .18 |
| 4/04 | 20151 | 2015 UPP Taxes | TAX DISTRIBUTION | 0004759 | 5.52 |
| 4/04 | 20161 | 2016 UPP Taxes | TAX DISTRIBUTION | 0004759 | 5.03 |
| 4/04 | 20171 | 2017 UPP Taxes | TAX DISTRIBUTION | 0004759 | 34.41 |
| 4/04 | 20172 | 2017 RE Taxes | TAX DISTRIBUTION | 0004759 | 744.97 |
| 4/05 | 20171 | 2017 UPP Taxes | TAX DISTRIBUTION | 0004760 | 12.67 |
| 4/05 | 20172 | 2017 RE Taxes | TAX DISTRIBUTION | 0004760 | 642.99 |
| 4/06 | 20151 | 2015 UPP Taxes | TAX DISTRIBUTION | 0004761 | 1.57 |
| 4/06 | 20152 | 2015 RE Taxes | TAX DISTRIBUTION | 0004761 | .00 |
| 4/06 | 20162 | 2016 RE Taxes | TAX DISTRIBUTION | 0004761 | .00 |
| 4/06 | 20171 | 2017 UPP Taxes | TAX DISTRIBUTION | 0004761 | 6.42 |
| 4/06 | 20172 | 2017 RE Taxes | TAX DISTRIBUTION | 0004761 | 1,712.64 |
| 4/09 | 20171 | 2017 UPP Taxes | TAX DISTRIBUTION | 0004762 | 7.31 |
| 4/09 | 20172 | 2017 RE Taxes | TAX DISTRIBUTION | 0004761 | 6.07 |
| 4/09 | 20172 | 2017 RE Taxes | TAX DISTRIBUTION | 0004762 | 645.13 |
| 4/10 | 20171 | 2017 UPP Taxes | TAX DISTRIBUTION | 0004763 | 11.87 |
| 4/10 | 20172 | 2017 RE Taxes | TAX DISTRIBUTION | 0004763 | 1,054.36 |
| 4/11 | 20171 | 2017 UPP Taxes | TAX DISTRIBUTION | 0004764 | 8.63 |
| 4/11 | 20172 | 2017 RE Taxes | TAX DISTRIBUTION | 0004763 | 63.08 |
| 4/11 | 20172 | 2017 RE Taxes | TAX DISTRIBUTION | 0004764 | 696.90 |
| 4/12 | 20171 | 2017 UPP Taxes | TAX DISTRIBUTION | 0004765 | 10.17 |
| 4/12 | 20172 | 2017 RE Taxes | TAX DISTRIBUTION | 0004765 | 1,150.25 |
| 4/13 | 20171 | 2017 UPP Taxes | TAX DISTRIBUTION | 0004766 | 2.58 |
| 4/13 | 20172 | 2017 RE Taxes | TAX DISTRIBUTION | 0004766 | 1,207.80 |
| 4/16 | 20152 | 2015 RE Taxes | TAX DISTRIBUTION | 0004767 | 3.89- |
| 4/16 | 20162 | 2016 RE Taxes | TAX DISTRIBUTION | 0004767 | 3.79- |
| 4/16 | 20171 | 2017 UPP Taxes | TAX DISTRIBUTION | 0004767 | 49.31 |
| 4/16 | 20172 | 2017 RE Taxes | TAX DISTRIBUTION | 0004767 | 1,301.44 |
| 4/17 | 20171 | 2017 UPP Taxes | TAX DISTRIBUTION | 0004768 | 31.81 |
| 4/17 | 20172 | 2017 RE Taxes | TAX DISTRIBUTION | 0004768 | 52,946.70 |
| 4/18 | 20171 | 2017 UPP Taxes | TAX DISTRIBUTION | 0004769 | 35.78 |
| 4/18 | 20172 | 2017 RE Taxes | TAX DISTRIBUTION | 0004769 | 1,770.59 |
| 4/19 | 20171 | 2017 UPP Taxes | TAX DISTRIBUTION | 0004770 | 92.07 |
| 4/19 | 20172 | 2017 RE Taxes | TAX DISTRIBUTION | 0004770 | 978.76 |
| 4/20 | 20171 | 2017 UPP Taxes | TAX DISTRIBUTION | 0004771 | 66.62 |
| 4/20 | 20172 | 2017 RE Taxes | TAX DISTRIBUTION | 0004771 | 14,705.36 |
| 4/23 | 20171 | 2017 UPP Taxes | TAX DISTRIBUTION | 0004772 | 37.80 |

| | | | | | |
|--------------------|-----|---------------------|-----------|------------------|------------|
| Debit Page Totals: | .00 | Credit Page Totals: | 81,675.87 | Page End Totals: | 474,676.42 |
|--------------------|-----|---------------------|-----------|------------------|------------|

5/02/18
8:48:02

Yavapai County Treasurer
Monthly Statement

TR046DSR
C00623

* Account Number: 6-65640-7000 Chino Valley Fire Dist BDS Date Range: 4/01/2018 to 4/30/2018 Page: 2

| T R A N S A C T I O N S | | | Notes | Debits/Credits | | |
|-------------------------|--------|----------------------------------|-----------------------|-------------------|-----------------|------------|
| Date | Source | Description | | | | |
| 4/23 | 20172 | 2017 RE Taxes | TAX DISTRIBUTION | 0004771 34.60 | | |
| 4/23 | 20172 | 2017 RE Taxes | TAX DISTRIBUTION | 0004772 727.68 | | |
| 4/24 | 20171 | 2017 UPP Taxes | TAX DISTRIBUTION | 0004773 32.82 | | |
| 4/24 | 20172 | 2017 RE Taxes | TAX DISTRIBUTION | 0004773 1,152.65 | | |
| 4/25 | 20171 | 2017 UPP Taxes | TAX DISTRIBUTION | 0004774 26.55 | | |
| 4/25 | 20172 | 2017 RE Taxes | TAX DISTRIBUTION | 0004774 721.72 | | |
| 4/26 | 20171 | 2017 UPP Taxes | TAX DISTRIBUTION | 0004775 140.37 | | |
| 4/26 | 20172 | 2017 RE Taxes | TAX DISTRIBUTION | 0004775 2,118.66 | | |
| 4/27 | 20171 | 2017 UPP Taxes | TAX DISTRIBUTION | 0004776 21.45 | | |
| 4/27 | 20172 | 2017 RE Taxes | TAX DISTRIBUTION | 0004776 1,677.36 | | |
| 4/27 | 38108 | Interest on Investments ICM | INVESTMENT INTEREST | 1000015209 68.88 | | |
| 4/27 | 38108 | Interest on Investments ICM | INVESTMENT INTEREST | 1000015209 209.75 | | |
| 4/27 | 38108 | Interest on Investments ICM | INVESTMENT INTEREST | 1000015209 49.95 | | |
| 4/27 | 38108 | Interest on Investments ICM | INVESTMENT INTEREST | 1000015210 110.01 | | |
| 4/27 | 38108 | Interest on Investments ICM | INVESTMENT INTEREST | 1000015210 63.06 | | |
| 4/27 | 38108 | Interest on Investments ICM | INVESTMENT INTEREST | 1000015210 59.40 | | |
| 4/27 | 38108 | Interest on Investments ICM | INVESTMENT INTEREST | 1000015211 139.86 | | |
| 4/27 | 38108 | Interest on Investments ICM | INVESTMENT INTEREST | 1000015211 40.21 | | |
| 4/27 | 38108 | Interest on Investments ICM | INVESTMENT INTEREST | 1000015211 63.66 | | |
| 4/27 | 38108 | Interest on Investments ICM | INVESTMENT INTEREST | 1000015212 180.12 | | |
| 4/27 | 38108 | Interest on Investments ICM | INVESTMENT INTEREST | 1000015212 60.18 | | |
| 4/27 | 38108 | Interest on Investments ICM | INVESTMENT INTEREST | 1000015213 155.91 | | |
| 4/27 | 38108 | Interest on Investments ICM | INVESTMENT INTEREST | 1000015213 65.60 | | |
| 4/27 | 38108 | Interest on Investments ICM | INVESTMENT INTEREST | 1000015214 148.66 | | |
| 4/27 | 38108 | Interest on Investments ICM | INVESTMENT INTEREST | 1000015214 69.90 | | |
| 4/27 | 38109 | Interest on Investments St Treas | INVESTMENT INTEREST | 1000015215 612.77 | | |
| 4/27 | 38109 | Interest on Investments St Treas | INVESTMENT INTEREST | 1000015215 288.12 | | |
| 4/27 | 38109 | Interest on Investments St Treas | INVESTMENT INTEREST | 1000015216 2.56 | | |
| 4/27 | 38109 | Interest on Investments St Treas | INVESTMENT INTEREST | 1000015216 1.21 | | |
| 4/30 | 20151 | 2015 UPP Taxes | TAX DISTRIBUTION | 0004777 6.14 | | |
| 4/30 | 20161 | 2016 UPP Taxes | TAX DISTRIBUTION | 0004777 4.60 | | |
| 4/30 | 20171 | 2017 UPP Taxes | TAX DISTRIBUTION | 0004777 44.31 | | |
| 4/30 | 20172 | 2017 RE Taxes | TAX DISTRIBUTION | 0004776 2.11 | | |
| 4/30 | 20172 | 2017 RE Taxes | TAX DISTRIBUTION | 0004777 1,654.83 | | |
| Ending Debit Totals: | | .00 | Ending Credit Totals: | 92,431.53 | Ending Balance: | 485,432.08 |

5/02/18
8:48:02

Yavapai County Treasurer
Monthly Statement

TR046DSR
C00623

* Account Number: 6-65640-7000 Chino Valley Fire Dist BDS Date Range: 4/01/2018 to 4/30/2018 Page: 3

| Account | Fund Stat Payee | Warrant | Amount | Issue Date | Date | Voucher |
|----------------------|-----------------|---------|--------|------------|------|---------|
| Status Subtotal | : | | .00 | | | |
| Fund Subtotal | : | | .00 | | | |
| Total Paid Warrants: | | | .00 | | | |
| Total Outstanding. : | | | .00 | | | |
| Total Void Warrants: | | | .00 | | | |
| Total Registered . : | | | .00 | | | |

Chino Valley Fire District
Bank Reconciliation Summary
For the Bank Statement ending: 4/30/2018

| BANK CONTROL ID: BDS - YAVAPAI COUNTY TREASURER | | DESC: BOND DEBT SERVICE | ACCOUNT NO: 6-65640-7000 |
|---|----------|-------------------------|--------------------------|
| Beginning Balance: | 04/01/18 | | \$393,000.55 |
| Deposits and Credits: | | | \$92,431.53 |
| Checks and Charges: | | | \$0.00 |
| Adjustments: | | | \$0.00 |
| Ending Balance Per Reconciliation: | | | \$485,432.08 |
| Ending Balance Per Bank Statement: | 04/30/18 | | \$485,432.08 |
| * Outstanding Deposits and Credits: | 04/30/18 | | \$0.00 |
| * Outstanding Checks and Charges: | 04/30/18 | | \$0.00 |
| Ending Book Balance: | 04/30/18 | | \$485,432.08 |

* Outstanding amounts are all outstanding credits and charges dated prior or equal to the Reconciliation date.

Chino Valley Fire District
BR Checks and Charges Cleared
For the Bank Statement ending:

| <u>Date</u> | <u>Document</u> | <u>Description</u> | <u>Module</u> | <u>Company</u> | <u>Amount</u> |
|-----------------------------------|-----------------|--------------------|---------------|----------------|---------------|
| TOTAL CHECKS AND CHARGES CLEARED: | | | | | |

Chino Valley Fire District
BR Checks and Charges Outstanding
For the Bank Statement ending:

| <u>Date</u> | <u>Document</u> | <u>Description</u> | <u>Module</u> | <u>Company</u> | <u>Amount</u> |
|-------------|-----------------|--------------------|---------------|----------------|---------------|
|-------------|-----------------|--------------------|---------------|----------------|---------------|

TOTAL CHECKS AND CHARGES OUTSTANDING:

| | | | | | | |
|-------------------------------------|----------|--------------------------|--------|-------------------|-------------|--------------|
| BDS | | Yavapai County Treasurer | | Bond Debt Service | | 6-65640-7000 |
| Date | Document | Description | Module | Company | Amount | |
| 04/30/18 | BDS Cash | Tax & Interest Revenue | GL | CHINOV | \$92,431.53 | |
| TOTAL DEPOSITS AND CREDITS CLEARED: | | | | | \$92,431.53 | |

Chino Valley Fire District
BR Deposits and Credits Outstanding
For the Bank Statement ending:

| <u>Date</u> | <u>Document</u> | <u>Description</u> | <u>Module</u> | <u>Company</u> | <u>Amount</u> |
|-------------|-----------------|--------------------|---------------|----------------|---------------|
|-------------|-----------------|--------------------|---------------|----------------|---------------|

TOTAL DEPOSITS AND CREDITS OUTSTANDING:

| Document Number | Date | BR Status | Void? | Description | Date Cleared | Amount |
|---|----------|-----------|-------|------------------------|--------------|-------------|
| MODULE: JOURNAL ENTRIES FROM GENERAL LEDGER | | | | | | |
| BANK CONTROL ID: BDS - YAVAPAI COUNTY TREASURER | | | | | | |
| BDS Cash | 04/30/18 | Marked | No | Tax & Interest Revenue | 05/14/18 | \$92,431.53 |
| SUB TOTAL FOR BANK: | | | | | | \$92,431.53 |
| TOTAL FOR MODULE: | | | | | | \$92,431.53 |

Chino Valley Fire District
BR Adjustments Report
For the Bank Statement ending:

| Date | Document | Description | GL Account | Offset Amt | Adj. Amt |
|-----------|----------|-------------|------------|------------|----------|
| DOCUMENT: | | | | | |

ADJUSTMENT DOCUMENT " TOTAL:

TOTAL FOR ALL ADJUSTMENTS:

5/14/18
9:56:45 AM

Chino Valley Fire District
Income Statement
(Original Budget to Actual Comparison)
For the period of 4/1/2018 Through 4/30/2018

Fund: (40) Bond Service Fund

| | Account | Actual | Current Period Budget | Variance | % | Actual | Year To Date Budget | Variance | % |
|---|-------------|----------------------|--------------------------|----------------------|--------------|-----------------------|------------------------|-----------------------|--------------|
| <u>Revenues</u> | | | | | | | | | |
| Real Estate Tax | 40420000002 | \$89,332.03 | \$0.00 | \$89,332.03 | 0.0 % | \$376,600.78 | \$0.00 | \$376,600.78 | 0.0 % |
| Personal Tax Revenue | 40420500000 | 709.69 | 0.00 | 709.69 | 0.0 | 9,382.41 | 0.00 | 9,382.41 | 0.0 |
| Net Revenues | | \$90,041.72 | \$0.00 | \$90,041.72 | 0.0 % | \$385,983.19 | \$0.00 | \$385,983.19 | 0.0 % |
| Income (Loss) from Operations | | \$90,041.72 | \$0.00 | \$90,041.72 | 0.0 % | \$385,983.19 | \$0.00 | \$385,983.19 | 0.0 % |
| <u>Other Income (Expense)</u> | | | | | | | | | |
| Bond Debt Service Interest Revenue | 40430000000 | \$2,389.81 | \$0.00 | \$2,389.81 | 0.0 % | \$18,338.62 | \$0.00 | \$18,338.62 | 0.0 % |
| ADOT & Fish and Game In-Lieu | 40435000002 | 0.00 | 0.00 | 0.00 | 0.0 | 0.38 | 0.00 | 0.38 | 0.0 |
| Bond Debt Service Interest Expense | 40610000000 | 0.00 | 0.00 | 0.00 | 0.0 | (66,662.90) | 0.00 | (66,662.90) | 0.0 |
| Capital Outlay-Building - OPS | 40772030000 | (2,312.55) | 0.00 | (2,312.55) | 0.0 | (5,590.42) | 0.00 | (5,590.42) | 0.0 |
| Capital Outlay-Vehicles/OPS | 40773030000 | 0.00 | 0.00 | 0.00 | 0.0 | (251,081.94) | 0.00 | (251,081.94) | 0.0 |
| Capital Outlay-Vehicles/OPS Non Capital | 40773130000 | (11,873.00) | 0.00 | (11,873.00) | 0.0 | (609,208.47) | 0.00 | (609,208.47) | 0.0 |
| Total Other Income (Expense) | | \$(11,795.74) | \$0.00 | \$(11,795.74) | 0.0 % | \$(914,204.73) | \$0.00 | \$(914,204.73) | 0.0 % |
| Net Income (Loss) | | \$78,245.98 | \$0.00 | \$78,245.98 | 0.0 % | \$(528,221.54) | \$0.00 | \$(528,221.54) | 0.0 % |

5/14/18
9:56:48 AM

Chino Valley Fire District
Balance Sheet
As of 4/30/2018

Fund: (40) Bond Service Fund
Account: (1105) Not Defined

Assets

Current Assets

| | | |
|----------------------------------|--------------|--------------|
| Bond Debt Service | \$485,432.08 | |
| Total Current Assets | | \$485,432.08 |
| Total Assets | | \$485,432.08 |
| Total Liabilities and Net Assets | | \$0.00 |

Chino Valley Fire District
GL Account Ledger - Detail By Period
4/1/2018 through 4/30/2018

| Batch | Journal | Entry # | Date | Job | Document | Description | Debits | Credits | Balance |
|---------------------------|---------|---------|----------|-----|----------|--------------------------|---------------------------|----------------------|----------------------------|
| 40.1105.0.0.000 | | | | | | BOND DEBT SERVICE | | | \$393,000.55 |
| 1955 | GJ | 142822 | 04/30/18 | | BDS Cash | Tax & Interest Revenue | 92,431.53 | - | 485,432.08 |
| BOND DEBT SERVICE TOTALS: | | | | | | | <u>\$92,431.53</u> | <u>\$0.00</u> | <u>\$485,432.08</u> |
| TOTAL OF LEDGER: | | | | | | | <u><u>\$92,431.53</u></u> | <u><u>\$0.00</u></u> | <u><u>\$485,432.08</u></u> |

Chino Valley Fire District
GL Trial Balance Worksheet
For The Period of 4/1/2018 through 4/30/2018

| Account | Description | Balances | | | | Adjustments |
|-----------------|--------------------------|-----------------------|---------------------|---------------------|----------------------|-------------|
| | | Beginning | Debits | Credits | Ending | |
| 10.1100.0.0.000 | Cash with Yavapai County | (\$757,674.34) | \$858,471.62 | \$140,288.62 | (\$39,491.34) | |
| TOTALS: | | <u>(\$757,674.34)</u> | <u>\$858,471.62</u> | <u>\$140,288.62</u> | <u>(\$39,491.34)</u> | |

CHINO VALLEY FIRE DISTRICT
BOND 2007 ACCOUNT: 6-65640-0000
BANK RECONCILIATION APRIL, 2018

Reconciliation:

| | | |
|-----------------------------------|----|-------------|
| Beginning Balance (CVFD): | \$ | 619,608.30 |
| Deposits: | \$ | - |
| Disbursements: | \$ | (14,185.55) |
| Interest Income: | \$ | - |
| Checks: | \$ | - |
| Transfer from Investment Account: | \$ | - |

Ending Balance: \$ **605,422.75**

Difference Between Balances: \$ -

Bank Statement Balance:

| | | |
|--------------------|----|-------------|
| Balance Per Bank: | \$ | 619,060.16 |
| Outstanding checks | \$ | (13,637.41) |

Ending Balance: \$ **605,422.75**

Deposits Per Bank Statement:

| | | |
|----------------------------|-----------|----------|
| Deposits: | | |
| Real Estate Taxes: | \$ | - |
| Personal Property Taxes: | \$ | - |
| Bond Proceeds: | \$ | - |
| ADOT & Fish & Game in Lieu | \$ | - |
| Ending Balance: | \$ | - |

Reconciliation Approved By:

Scott Freitag, Fire Chief

Reconciliation Reviewed By:

 5/15/18

David Tharp, Assistant Chief of Administration

Reconciliation Prepared By:

 5/14/18

Debbie Spingola, Finance Manager

5/02/18
8:48:02

Yavapai County Treasurer
Monthly Statement

TR046DSR
C00623

* Account Number: 6-65640-0000 Chino Valley Fire Dist Bond Fund Date Range: 4/01/2018 to 4/30/2018 Page: 3

| | (---Period---) | (-----Y-T-D-----) | | | | | |
|----------------|----------------|-------------------|-------|------------|-------|------------|--|
| Begin Balance: | 629,245.64 | 71,303.20 | | | | | |
| Income . . . : | .00 | 1,400,000.38 | | | | | |
| LOC Advance .: | .00 | .00 | | | | | |
| Expense . . .: | 10,185.48- | 852,243.42- | LOC : | .00 | Levy: | 180,403.54 | |
| LOC Payments : | .00 | .00 | Out : | .00 | Coll: | 150,510.80 | |
| Cash Balance : | 619,060.16 | 619,060.16 | End : | 619,060.16 | Adj : | 311.74- | |
| | | | | | Out : | 29,581.00 | |

Transaction Summary By Source
Source Description

| | Beginning Balance: | 629,245.64 | 71,303.20 |
|------------------------------------|--------------------|------------|--------------|
| | | Monthly | Yearly |
| 07376 Transfer in | | .00 | 1,400,000.00 |
| 37130 ADOT & Fish and Game in-lieu | | .00 | .38 |
| 91032 Warrants Redeemed | | 10,185.48- | 852,243.42- |
| | Ending Balances: | 619,060.16 | 619,060.16 |

5/02/18
8:48:02

Yavapai County Treasurer
Monthly Statement

TR046DSR
C00623

* Account Number: 6-65640-0000 Chino Valley Fire Dist Bond Fund Date Range: 4/01/2018 to 4/30/2018 Page: 1

| T R A N S A C T I O N S | | | | | Begin Balance: | 629,245.64 |
|-------------------------|--------|-------------------|-----------------------|------------|-----------------|----------------|
| Date | Source | Description | Notes | | | Debits/Credits |
| 4/03 | 91032 | Warrants Redeemed | PAID WARRANTS | 1000015155 | | 4,342.91- |
| 4/09 | 91032 | Warrants Redeemed | PAID WARRANTS | 1000015167 | | 5,280.19- |
| 4/10 | 91032 | Warrants Redeemed | PAID WARRANTS | 1000015170 | | 14.24- |
| 4/25 | 91032 | Warrants Redeemed | PAID WARRANTS | 1000015203 | | 210.78- |
| 4/27 | 91032 | Warrants Redeemed | PAID WARRANTS | 1000015217 | | 324.81- |
| 4/30 | 91032 | Warrants Redeemed | PAID WARRANTS | 1000015220 | | 12.55- |
| Ending Debit Totals: | | 10,185.48- | Ending Credit Totals: | .00 | Ending Balance: | 619,060.16 |

5/02/18
8:48:02

Yavapai County Treasurer
Monthly Statement

TR046DSR
C00623

* Account Number: 6-65640-0000 Chino Valley Fire Dist Bond Fund Date Range: 4/01/2018 to 4/30/2018 Page: 2

| Account | Fund | Stat | Payee | Warrant | Amount | Issue Date | Date | Voucher |
|----------------------|------|------|-------|----------|-----------|------------|-----------|---------|
| 6-65640-0000 | 656 | PAID | / | 00000310 | 14.24 | 2/12/2018 | 4/10/2018 | |
| 6-65640-0000 | 656 | PAID | / | 00000324 | 5,058.13 | 3/26/2018 | 4/09/2018 | |
| 6-65640-0000 | 656 | PAID | / | 00000325 | 3,000.00 | 3/26/2018 | 4/03/2018 | |
| 6-65640-0000 | 656 | PAID | / | 00000326 | 1,342.91 | 3/26/2018 | 4/03/2018 | |
| 6-65640-0000 | 656 | PAID | / | 00000327 | 222.06 | 3/26/2018 | 4/09/2018 | |
| 6-65640-0000 | 656 | PAID | / | 00000328 | 12.55 | 4/23/2018 | 4/30/2018 | |
| 6-65640-0000 | 656 | PAID | / | 00000330 | 210.78 | 4/23/2018 | 4/25/2018 | |
| 6-65640-0000 | 656 | PAID | / | 00000335 | 324.81 | 4/23/2018 | 4/27/2018 | |
| Status Subtotal | : | | | 8 | 10,185.48 | | | |
| Fund Subtotal | : | | | 8 | 10,185.48 | | | |
| Total Paid Warrants: | | | | 8 | 10,185.48 | | | |
| Total Outstanding. : | | | | | .00 | | | |
| Total Void Warrants: | | | | | .00 | | | |
| Total Registered . : | | | | | .00 | | | |

Chino Valley Fire District
Bank Reconciliation Summary
For the Bank Statement ending: 4/30/2018

| BANK CONTROL ID: BF - YAVAPAI COUNTY TREASURER | | DESC: BOND FUND WARRANT 2007 | ACCOUNT NO: 6-65640-0000 |
|--|----------|------------------------------|--------------------------|
| Beginning Balance: | 04/01/18 | | \$629,245.64 |
| Deposits and Credits: | | | \$0.00 |
| Checks and Charges: | | | (\$10,185.48) |
| Adjustments: | | | \$0.00 |
| Ending Balance Per Reconciliation: | | | \$619,060.16 |
| Ending Balance Per Bank Statement: | 04/30/18 | | \$619,060.16 |
| * Outstanding Deposits and Credits: | 04/30/18 | | \$0.00 |
| * Outstanding Checks and Charges: | 04/30/18 | | (\$13,637.41) |
| Ending Book Balance: | 04/30/18 | | \$605,422.75 |

* Outstanding amounts are all outstanding credits and charges dated prior or equal to the Reconciliation date.

5/14/18
10:23:32 AM

Chino Valley Fire District
BR Checks and Charges Cleared
For the Bank Statement ending: 4/30/18

Page: 1

BF **Yavapai County Treasurer** **Bond Fund Warrant 2007** **6-65640-0000**

| <u>Date</u> | <u>Document</u> | <u>Description</u> | <u>Module</u> | <u>Company</u> | <u>Amount</u> |
|--|-----------------|--------------------------------|---------------|----------------|--------------------|
| 02/12/18 | 79000310 | Prescott Steel & Welding Suppl | AP | CHINOV | \$14.24 |
| 03/26/18 | 79000324 | Arizona Dept of Forestry/Fire | AP | CHINOV | \$5,058.13 |
| 03/26/18 | 79000325 | Headwaters Architecture, P.C. | AP | CHINOV | \$3,000.00 |
| 03/26/18 | 79000326 | L. N. Curtis and Sons | AP | CHINOV | \$1,342.91 |
| 03/26/18 | 79000327 | MES | AP | CHINOV | \$222.06 |
| 04/23/18 | 79000328 | A&E Reprographics | AP | CHINOV | \$12.55 |
| 04/23/18 | 79000330 | Chase Card Services | AP | CHINOV | \$210.78 |
| 04/23/18 | 79000335 | United Fire EquipmentCo. | AP | CHINOV | \$324.81 |
| TOTAL CHECKS AND CHARGES CLEARED: | | | | | \$10,185.48 |

| Document Number | Date | BR Status | Void? | Description | Date Cleared | Amount |
|---|----------|-----------|-------|-------------------------------|--------------|--------------------|
| MODULE: CHECKS FROM ACCOUNTS PAYABLE | | | | | | |
| BANK CONTROL ID: BF - YAVAPAI COUNTY TREASURER | | | | | | |
| 79000328 | 04/23/18 | Marked | No | A&E Reprographics | 05/14/18 | \$12.55 |
| 79000329 | 04/23/18 | Retrieved | No | Arizona Emergency Products | | \$28.33 |
| 79000330 | 04/23/18 | Marked | No | Chase Card Services | 05/14/18 | \$210.78 |
| 79000331 | 04/23/18 | Retrieved | No | Headwaters Architecture, P.C. | | \$2,300.00 |
| 79000332 | 04/23/18 | Retrieved | No | L. N. Curtis and Sons | | \$11,260.75 |
| 79000334 | 04/23/18 | Retrieved | No | Prescott Valley Ace Hardware | | \$48.33 |
| 79000335 | 04/23/18 | Marked | No | United Fire EquipmentCo. | 05/14/18 | \$324.81 |
| SUB TOTAL FOR BANK: | | | | | | \$14,185.55 |
| TOTAL FOR MODULE: | | | | | | \$14,185.55 |

5/14/18
10:23:33 AM

Chino Valley Fire District
BR Checks and Charges Outstanding
For the Bank Statement ending: 4/30/18

Page: 1

BF **Yavapai County Treasurer** **Bond Fund Warrant 2007** **6-65640-0000**

| <u>Date</u> | <u>Document</u> | <u>Description</u> | <u>Module</u> | <u>Company</u> | <u>Amount</u> |
|--|-----------------|-------------------------------|---------------|----------------|--------------------|
| 04/23/18 | 79000329 | Arizona Emergency Products | AP | CHINOV | \$28.33 |
| 04/23/18 | 79000331 | Headwaters Architecture, P.C. | AP | CHINOV | \$2,300.00 |
| 04/23/18 | 79000332 | L. N. Curtis and Sons | AP | CHINOV | \$11,260.75 |
| 04/23/18 | 79000334 | Prescott Valley Ace Hardware | AP | CHINOV | \$48.33 |
| TOTAL CHECKS AND CHARGES OUTSTANDING: | | | | | \$13,637.41 |

Chino Valley Fire District
BR Deposits and Credits Cleared
For the Bank Statement ending:

| <u>Date</u> | <u>Document</u> | <u>Description</u> | <u>Module</u> | <u>Company</u> | <u>Amount</u> |
|-------------|-----------------|--------------------|---------------|----------------|---------------|
|-------------|-----------------|--------------------|---------------|----------------|---------------|

TOTAL DEPOSITS AND CREDITS CLEARED:

Chino Valley Fire District
BR Deposits and Credits Outstanding
For the Bank Statement ending:

| <u>Date</u> | <u>Document</u> | <u>Description</u> | <u>Module</u> | <u>Company</u> | <u>Amount</u> |
|-------------|-----------------|--------------------|---------------|----------------|---------------|
|-------------|-----------------|--------------------|---------------|----------------|---------------|

TOTAL DEPOSITS AND CREDITS OUTSTANDING:

5/14/18
10:23:37 AM

Chino Valley Fire District
Income Statement
(Original Budget to Actual Comparison)
For the period of 4/1/2018 Through 4/30/2018

Fund: (40) Bond Service Fund

| | Account | Actual | Current Period Budget | Variance | % | Actual | Year To Date Budget | Variance | % |
|---|-------------|----------------------|--------------------------|----------------------|--------------|-----------------------|------------------------|-----------------------|--------------|
| <u>Revenues</u> | | | | | | | | | |
| Real Estate Tax | 40420000002 | \$89,332.03 | \$0.00 | \$89,332.03 | 0.0 % | \$376,600.78 | \$0.00 | \$376,600.78 | 0.0 % |
| Personal Tax Revenue | 40420500000 | 709.69 | 0.00 | 709.69 | 0.0 | 9,382.41 | 0.00 | 9,382.41 | 0.0 |
| Net Revenues | | \$90,041.72 | \$0.00 | \$90,041.72 | 0.0 % | \$385,983.19 | \$0.00 | \$385,983.19 | 0.0 % |
| Income (Loss) from Operations | | \$90,041.72 | \$0.00 | \$90,041.72 | 0.0 % | \$385,983.19 | \$0.00 | \$385,983.19 | 0.0 % |
| <u>Other Income (Expense)</u> | | | | | | | | | |
| Bond Debt Service Interest Revenue | 40430000000 | \$2,389.81 | \$0.00 | \$2,389.81 | 0.0 % | \$18,338.62 | \$0.00 | \$18,338.62 | 0.0 % |
| ADOT & Fish and Game In-Lieu | 40435000002 | 0.00 | 0.00 | 0.00 | 0.0 | 0.38 | 0.00 | 0.38 | 0.0 |
| Bond Debt Service Interest Expense | 40610000000 | 0.00 | 0.00 | 0.00 | 0.0 | (66,662.90) | 0.00 | (66,662.90) | 0.0 |
| Capital Outlay-Building - OPS | 40772030000 | (2,312.55) | 0.00 | (2,312.55) | 0.0 | (5,590.42) | 0.00 | (5,590.42) | 0.0 |
| Capital Outlay-Vehicles/OPS | 40773030000 | 0.00 | 0.00 | 0.00 | 0.0 | (251,081.94) | 0.00 | (251,081.94) | 0.0 |
| Capital Outlay-Vehicles/OPS Non Capital | 40773130000 | (11,873.00) | 0.00 | (11,873.00) | 0.0 | (609,208.47) | 0.00 | (609,208.47) | 0.0 |
| Total Other Income (Expense) | | \$(11,795.74) | \$0.00 | \$(11,795.74) | 0.0 % | \$(914,204.73) | \$0.00 | \$(914,204.73) | 0.0 % |
| Net Income (Loss) | | \$78,245.98 | \$0.00 | \$78,245.98 | 0.0 % | \$(528,221.54) | \$0.00 | \$(528,221.54) | 0.0 % |

5/14/18
10:23:39 AM

Chino Valley Fire District
Balance Sheet
As of 4/30/2018

Fund: (40) Bond Service Fund
Account: (1250) Not Defined

| Assets | | |
|---|--------------|---------------------|
| <u>Current Assets</u> | | |
| Bond Fund Account | \$605,422.75 | |
| Total Current Assets | | \$605,422.75 |
| Total Assets | | \$605,422.75 |
| Total Liabilities and Net Assets | | \$0.00 |

Chino Valley Fire District
BR Adjustments Report
For the Bank Statement ending:

| Date | Document | Description | GL Account | Offset Amt | Adj. Amt |
|------|----------|-------------|------------|------------|----------|
|------|----------|-------------|------------|------------|----------|

DOCUMENT:

ADJUSTMENT DOCUMENT " TOTAL:

TOTAL FOR ALL ADJUSTMENTS:

Chino Valley Fire District
GL Account Ledger - Detail By Period
4/1/2018 through 4/30/2018

| Batch | Journal | Entry # | Date | Job | Document | Description | Debits | Credits | Balance |
|----------------------------------|---------|---------|----------|-----|----------|--|---------------|--------------------|---------------------|
| 40.1250.0.0.000 | | | | | | BOND FUND ACCOUNT | | | \$619,608.30 |
| 1948 | CD | 142744 | 04/23/18 | | 79000328 | A&E Reprographics - Cash Disbursement AEREPR | - | 12.55 | 619,595.75 |
| 1948 | CD | 142748 | 04/23/18 | | 79000329 | Arizona Emergency Products - Cash Disbursement ARIZ03 | - | 28.33 | 619,567.42 |
| 1948 | CD | 142752 | 04/23/18 | | 79000330 | Chase Card Services - Cash Disbursement CHCASE | - | 210.78 | 619,356.64 |
| 1948 | CD | 142758 | 04/23/18 | | 79000331 | Headwaters Architecture, P.C. - Cash Disbursement HEAARC | - | 2,300.00 | 617,056.64 |
| 1948 | CD | 142760 | 04/23/18 | | 79000332 | L. N. Curtis and Sons - Cash Disbursement LNCU00 | - | 11,260.75 | 605,795.89 |
| 1948 | CD | 142780 | 04/23/18 | | 79000334 | Prescott Valley Ace Hardware - Cash Disbursement PVACHA | - | 48.33 | 605,747.56 |
| 1948 | CD | 142786 | 04/23/18 | | 79000335 | United Fire EquipmentCo. - Cash Disbursement UNIT01 | - | 324.81 | 605,422.75 |
| BOND FUND ACCOUNT TOTALS: | | | | | | | \$0.00 | \$14,185.55 | \$605,422.75 |
| TOTAL OF LEDGER: | | | | | | | \$0.00 | \$14,185.55 | \$605,422.75 |

Chino Valley Fire District
GL Trial Balance Worksheet
For The Period of 4/1/2018 through 4/30/2018

| Account | Description | Balances | | | | Adjustments |
|-----------------|-------------------|---------------------|---------------|--------------------|---------------------|-------------|
| | | Beginning | Debits | Credits | Ending | |
| 40.1250.0.0.000 | Bond Fund Account | \$619,608.30 | \$0.00 | \$14,185.55 | \$605,422.75 | |
| TOTALS: | | <u>\$619,608.30</u> | <u>\$0.00</u> | <u>\$14,185.55</u> | <u>\$605,422.75</u> | |

* Inactive accounts are marked and appear in grey.

WHEN RECORDED, MAIL TO:

Chino Valley Fire District
8603 E. Eastridge Drive
Prescott Valley, Arizona 86314

CAPTION OF DOCUMENT: RESOLUTION 2018-01

ANNEXATION OF MOON PROPERTY
PARCEL 303-05-138F

CHINO VALLEY FIRE DISTRICT

Resolution No. 2018-01

Annexation – Moon - Parcel 303-05-138F – 3555 W Big Chino Road

A FORMAL RESOLUTION OF THE ELECTED BOARD OF THE CHINO VALLEY FIRE DISTRICT ORDERING A CHANGE OF THE FIRE DISTRICT BOUNDARIES TO INCLUDE THAT PROPERTY DESCRIBED IN EXHIBIT “A” AS ATTACHED HERETO;

WHEREAS, Chino Valley Fire District Governing Board has been presented with a valid request for annexation of the area of the property described in Exhibit “A” as attached hereto, requesting that said property be annexed into the jurisdictional boundaries of the District; and

WHEREAS, the subject property is located within Yavapai County and is contiguous to the boundaries of Chino Valley Fire District as shown on the map attached hereto as Exhibit “B”; and

WHEREAS, all other pertinent requirements of A.R.S. § 48-262 have been addressed and met according to law; and

WHEREAS, the Chino Valley Fire District Board has determined that the inclusion of the subject property within the boundaries of the Chino Valley Fire District will benefit the Chino Valley Fire District and the property owner.

NOW THEREFORE, BE IT RESOLVED that the Fire District Board of Directors does hereby find that the proposed annexation satisfies the requirements of A.R.S. § 48-262(I), and does hereby order the change to its boundaries to include the area described above, as more specifically set forth in the attached legal description Exhibit "A" and map Exhibit "B".

APPROVED AND ADOPTED this 24th day of May, 2018

Fire Board Chairperson
Chino Valley Fire District

Fire Board Clerk
Chino Valley Fire District

EXHIBIT A
Legal Description

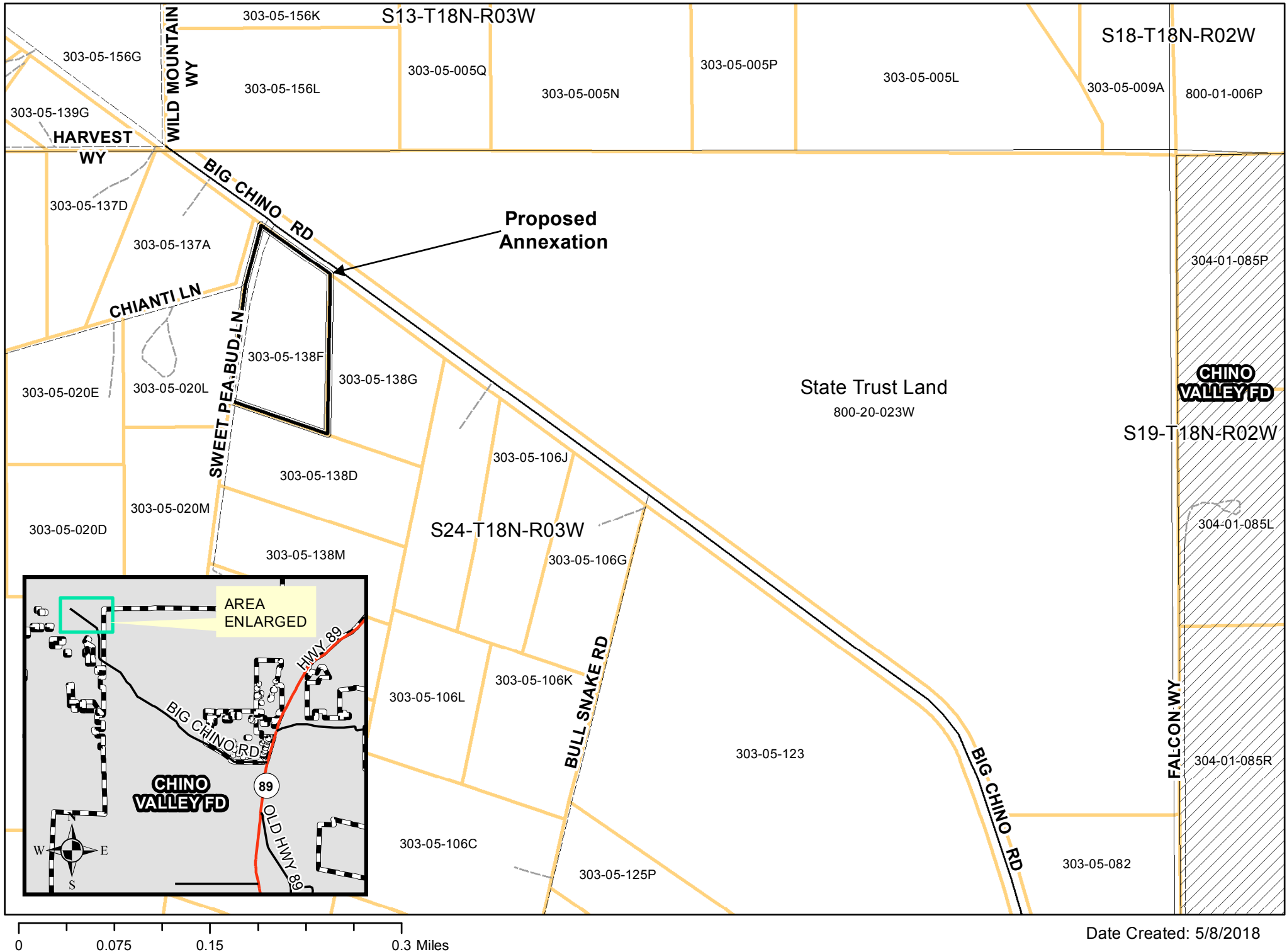
That portion of Parcel 32, WINEGLASS ACRES, UNIT TWO, AMENDED, according to Book 23 of Land Surveys, Pages 32-37 and amended in Book 26 of Land Surveys, Page 25 and in Book 27 of Land Surveys, Page 25, records of Yavapai County, Arizona all in Sections 23, and 24, Township 18 North, Range 3 West, of the Gila and Salt River Base and Meridian, Yavapai County, Arizona, described as follows:

COMMENCING at the Southwest corner of said Lot 32 marked with a ½ inch rebar;
THENCE North 07 degrees 44 minutes 02 seconds East, 1979.70 feet along the Westerly line of said Lot 32 to a 1/2 in rebar and the POINT OF BEGINNING;
THENCE North 07 degrees 44 minutes 02 seconds East, 388.20 feet along the Westerly line of said Lot 32;
THENCE North 15 degrees 51 minutes 13 seconds, 218.12 feet to the Northwest corner of said Lot 32 marked with a 1/2 inch rebar;
THENCE South 54 degrees 01 minutes 18 seconds East, 288.98 feet along the Northerly line of said Lot 32 to a 1/2 in rebar;
THENCE South 01 degrees 52 minutes 28 seconds West, 538.34 feet to a 1/2 inch rebar;
THENCE North 70 degrees 56 minutes 39 seconds West, 347.09 feet to the POINT OF BEGINNING;

EXCEPT all coal, oil, gas and other minerals as reserved in Patent from United States of America;

EXCEPT all coal, oil, petroleum products and minerals, etc. as reserved in Deed recorded in Book 173 of Deeds, Pages 218-219 and in Book 197 of Deeds, Pages 68-70, records of Yavapai County Arizona

EXHIBIT B



Date: 5-2-18

Chino Valley Fire District
Governing Board
8603 E. Eastridge Drive
Prescott Valley, AZ 86314

Dear Chairman,

As per A.R.S. §48-262(H), I would like to request my property to be included into the boundaries of the Chino Valley Fire District.

My property is adjacent to your current boundaries and is more specifically described as:

Parcel # 303-05-138F Section/Township/Range

Physical Address: 3555 Big Chino Road

I appreciate your consideration on this matter and look forward to hearing from you.

Print Name Robert E. Moon / wife Linda K. Rumley

Mailing Address: 910 S. Hwy 89 Chino Valley, AZ. 86323

Number of people living in this home: 2

A copy of the legal description of this property must be included with application.

Signature of Applicant R. Moon

Signature of Co-Applciant Linda Rumley

For Office Use Only

Verification: Is property contiguous to current CVFD property? Yes

Date application received: 5/7/2018

Reviewed By: J. Manner