

AGENDA

**Central Arizona Fire and Medical Authority
Chino Valley Fire District Board of Directors
CV Regular Meeting
Thursday, December 20, 2018, 4:00 pm - 4:30 pm
Chino Valley Town Hall,
202 N. State Route 89, Chino Valley**

NOTICE OF MEETING

Pursuant to A.R.S. § 38-431.02, notice is hereby given to the members of the Chino Valley Fire District Board of Directors and the general public that the **Chino Valley Fire District** will hold a meeting open to the public on **Thursday, December 20, 2018 at 4:00 p.m.** The meeting will be held at the **Chino Valley Town Hall, 202 N. State Route 89, Chino Valley, Arizona.** The Board may vote to go into Executive Session on any agenda item, pursuant to A.R.S. §38-431.03(A)(3) for discussion and consultation for legal advice with the District's Attorney on matters as set forth in the agenda item. The following topics and any variables thereto, will be subject to Board consideration, discussion, approval, or other action. All items are set for possible action.

1. CALL TO ORDER / ROLL CALL OF BOARD MEMBERS
2. PLEDGE OF ALLEGIANCE
3. SWEAR IN AND SEAT BOARD MEMBERS
4. NEW BUSINESS
 - A. Motion, Discussion, and Action Regarding Election of Fire Board Chairperson and Board Clerk
 - B. Motion, Discussion, and Action Regarding Appointing One Member to Central Arizona Fire and Medical Authority Board
5. CALL TO THE PUBLIC

In accordance with A.R.S. §38-431.01(H) and as a matter of policy, the Chino Valley Fire District Board has decided to allow public comments as time permits. Therefore, those wishing to address the Board regarding an issue within the jurisdiction of this public body may do so in an orderly manner that includes completing a Call to the Public Form and submitting it to staff for the record. If a written statement is being read, please provide a copy to ensure it is entered into the record accurately. Individuals will be limited to speak for three (3) minutes and Call to the Public shall not exceed 30 minutes per meeting.

6. CONSENT AGENDA

All matters listed under consent agenda are considered to be routine by the Chino Valley Fire District Board and will be enacted by one motion. There will be no separate discussion on these items. Any item may be removed by a Board member and will be considered separately for motion, discussion and action.

- A. Approve Regular Session Minutes - November 26, 2018
- B. Approve Executive Session Minutes - November 26, 2018
- C. Approve General Fund Financial Statements - September
- D. Approve Bond Debt Service Financials - September
- E. Approve Bond Fund 2007 Financials - September
- F. Approve General Fund Financial Statements - October
- G. Approve Bond Debt Service Financials - October
- H. Approve Bond Fund 2007 Financials - October
- I. Approve General Fund Financial Statements - November
- J. Approve Bond Debt Service Financials - November
- K. Approve Bond Fund 2007 Financials - November

- L. Approve July 2018 – October 2018 Reconciled Transfer of \$1,778,733.95 Revenue from Chino Valley Fire District to Central Arizona Fire and Medical Authority
(Note: Total July-October Revenue \$1,815,357.69; Previously Transferred \$36,623.74)
- M. Approve Transfer of November Revenue from Chino Valley Fire District to Central Arizona Fire and Medical Authority in the Amount of \$558,648.43
- 7. NEW BUSINESS CONTINUED
 - A. Motion, Discussion, and Action Regarding Approval of Budget Development Schedule
- 8. ADJOURNMENT

Disabled persons needing reasonable accommodations should call 928-772-7711 prior to the scheduled meeting.

ARTICLE III
Officers of the Board

1. Officers. The Chino Valley Fire District shall be administered by a Chairman and a Clerk. A.R.S. § 48-803(B). In addition, one person cannot hold more than one office at any one time.
2. Qualifications. All officers must be members of the Board. A.R.S. § 48-803(B)
3. Elections. All officers must be nominated by at least one Board Member and must be elected by a majority vote of the Board.
4. Term. All officers shall serve for a term of one year and may be re-elected for a subsequent term of one year. The term of office shall be calculated from the third Thursday of December of each year.
5. The Chairman. The Board must elect a Chairman. The Chairman is responsible for ensuring that the business of the public meetings is transacted in proper order and is expedited as much as possible. The Chairman must ensure that all members observe the rules of debate and that order and decorum are always observed at the meetings.
6. The Clerk. The Board must elect a Clerk. The Clerk shall preside at all Board meetings in the absence of the Chairman. The Clerk must have available at every meeting of the District the minutes of the previous meeting and all other minutes that have not been approved, the Bylaws of the District and all other rules pertaining to the District, a list of all the committees and the order of business or list of business to come before the meeting. The Clerk is the custodian of all the records of the District. The Clerk must insure that all committees have such documents as they require for the performance of their duties.
7. Removal of Officers. An officer may be removed in the following manner: at least two (2) members must propose the removal of any one officer. In order for an officer to be successfully removed from office, at least three (3) members of the Board must vote for such removal.
8. Death or Resignation of Officers. An officer may resign at any time by giving the Board written notice of his or her resignation. Upon the death of an Officer, the office shall be deemed to be vacant as of the date of death.
9. Vacancies. In the event that an office of the Chino Valley Fire District becomes vacant, the Board shall elect a replacement as soon as practical after the occurrence of the vacancy to fill the vacant position. The newly elected officer shall then serve until the expiration of the term of the officer whom he or she replaced.

ARTICLE IV
Special Committees

1. Formation. Pursuant to A.R.S. § 38-431(5) and A.R.S. § 38-431.01(A)(B), a committee may be formed in the following way: Any member of the

MINUTES

**Central Arizona Fire and Medical Authority
Chino Valley Fire District Board of Directors
CV Regular Meeting
Monday, November 26, 2018, 4:00 pm - 4:30 pm
Central Arizona Fire and Medical Authority,
Administration, 8603 E. Eastridge Drive, Prescott Valley, Arizona**

In Attendance

Cyndy Dicus; Dave Dobbs; Dave Tharp; Julie Pettit; Laura Mowrer; Nicolas Cornelius;
Rick Mayday; Scott A Freitag; Susanne Dixon; Todd League

NOTICE OF MEETING

Pursuant to A.R.S. § 38-431.02, notice is hereby given to the members of the Chino Valley Fire District Board of Directors and the general public that the **Chino Valley Fire District** will hold a meeting open to the public on **Monday, November 26, 2018 at 4:00 p.m.** The meeting will be held at the **Central Arizona Fire and Medical Authority, Administration, 8603 E. Eastridge Drive, Prescott Valley, Arizona.** The Board may vote to go into Executive Session on any agenda item, pursuant to A.R.S. §38-431.03(A)(3) for discussion and consultation for legal advice with the District's Attorney on matters as set forth in the agenda item. The following topics and any variables thereto, will be subject to Board consideration, discussion, approval, or other action. All items are set for possible action.

1. CALL TO ORDER / ROLL CALL OF BOARD MEMBERS

Chair Dicus called the Chino Valley Fire District Board meeting to order on November 26, 2018 at 4:00 p.m.

Director Pettit and Attorney Cornelius attended telephonically.

2. PLEDGE OF ALLEGIANCE

Chair Dicus led the Pledge of Allegiance.

3. PRESENTATION

A. Update Regarding Financial Statements

Chief Tharp explained that the financial statements were received from the Yavapai County Treasurer's Office. However, balances need to be verified back to July to confirm there are no outstanding errors. The preliminary review of July and August for Chino Valley financials appear to be accurate. We are working on September and October financials and anticipate having all financials for the December meeting.

4. CALL TO THE PUBLIC

In accordance with A.R.S. §38-431.01(H) and as a matter of policy, the Chino Valley Fire District Board has decided to allow public comments as time permits. Therefore, those wishing to address the Board regarding an issue within the jurisdiction of this public body may do so in an orderly manner that includes completing a Call to the Public Form and submitting it to staff for the record. If a written statement is being read, please provide a copy to ensure it is entered into the record accurately. Individuals will be limited to speak for three (3) minutes and Call to the Public shall not exceed 30 minutes per meeting.

There were no comments.

5. CONSENT AGENDA

All matters listed under consent agenda are considered to be routine by the Chino Valley Fire District Board and will be enacted by one motion. There will be no separate discussion on these items. Any item may be removed by a Board member and will be considered separately for motion, discussion and action.

A. Approve Regular Session Minutes - September 24, 2018

B. Approve Regular Session Minutes - October 22, 2018

Motion to approve.

Move: Todd League Second: Dave Dobbs Status: Passed

Yes: Dave Dobbs, Cyndy Dicus, Julie Pettit, Todd League, Rick Mayday

6. VOTE TO GO INTO EXECUTIVE SESSION

A. Legal Advice and Instruction to District Legal Counsel Pursuant to A.R.S. §38-431(A)(3) Regarding Draft Correspondence to the Attorney General's Office

Motion to go into Executive Session at 4:03 p.m.

Move: Todd League Second: Dave Dobbs Status: Passed

Yes: Dave Dobbs, Cyndy Dicus, Julie Pettit, Todd League, Rick Mayday

7. NEW BUSINESS

Chair Dicus reconvened the Public Session at 4:14 p.m.

A. Motion, Discussion, and Action Regarding Draft Correspondence to the Attorney General's Office

No further action necessary.

B. Motion, Discussion, and Action Related to Acceptance of Appointment Letter from Yavapai County Board of Supervisors for Chino Valley Fire District Board Members

Chief Tharp explained the letter from the Yavapai County Board of Supervisors regarding the elections in which states that the incumbents Cindy Dicus and Dave Dobbs ran unopposed so they have both been reappointed to the Board. They will be sworn in and seated at the December 20th Board meeting.

Motion to accept the letter from the Yavapai County Board of Supervisors that placed Chair Dicus and Clerk Dobbs back on the Chino Valley Board.

Move: Todd League Second: Rick Mayday Status: Passed

Yes: Dave Dobbs, Cyndy Dicus, Julie Pettit, Todd League, Rick Mayday

8. ADJOURNMENT

Motion to adjourn at 4:16 p.m.

Move: Dave Dobbs Second: Rick Mayday Status: Passed

Yes: Dave Dobbs, Cyndy Dicus, Julie Pettit, Rick Mayday, Todd League

Clerk / Date

September

The Chino Valley Fire District Board of Directors have reviewed and approved the following monthly financial documents to include Income Statements, Balance Sheets, and Bank Reconciliations with supporting documents, Revenue and Expenditure Graphs, and Cash Flow Projections in compliance with ARS §48-805, 807:

CVFD General Fund

CVFD Bond Debt Service

CVFD Bond Fund, 2007

Fire Board Chairperson

Date

Fire Board Clerk

Date

Signature indicating approval on next page.

CHINO VALLEY FIRE DISTRICT
CHECK RECONCILIATION SEPTEMBER, 2018

Reconciliation:

Beginning Balance:	\$	133,682.48
Deposits:	\$	28,457.86
Transfer Out - Fire Authority:	\$	(12,932.43)
ADOT & Fish and Game In Lieu:	\$	-
Disbursements:	\$	-
Transfer In-CAFMA	\$	-
County error	\$	79.80
Ending Balance:	\$	149,287.71

Difference Between Balances: \$ -

Bank Statement Balance:

Balance Per Bank:	\$	149,487.49
Outstanding Checks:		
Outstanding Deposits:	\$	1,828.54
A/P Adjustments:	\$	(2,028.32)
Reversing Entry:	\$	-
County error		

Ending Balance: \$ 149,287.71

G/L Ending Balance: \$ 149,287.71

\$ 149,287.71

Deposits Per Bank Statement:

Real Estate Taxes:	\$	23,586.57
Personal Property Taxes:	\$	1,579.77
Fire District Assistance Tax:	\$	3,145.25
Fire District Deposit:	\$	-
Transfer Out-Fire Authority:	\$	12,932.43
ADOT & Fish and Game In Lieu:	\$	-
NSF Check Returned:	\$	-
Adjustments (Warrants Issued):	\$	-
Interest Income:	\$	146.27
Correct errors made by County	\$	137.60
Ending Balance:	\$	41,527.89

Bank Reconciliation Register:


Checks From Accounts Payable:	
Checks From Payroll:	
Total Checks:	\$ -

Deposits From Accounts Receivable:	\$	-
Journal Entries From General Ledger:	\$	41,527.89
NSF Checks Returned:	\$	-
Transfer In-CAFMA	\$	-
Ending Balance:	\$	41,527.89

Reconciliation Approved By:

Scott A Freitag


Scott Freitag, Fire Chief

 Digitally signed by Scott A Freitag
Date: 2018.12.10 14:43:20 -07'00'

Reconciliation Reviewed By:

Dave Tharp

David Tharp, Assistant Chief of Administration

 Digitally signed by Dave Tharp
Date: 2018.12.06 14:53:07 -07'00'

Reconciliation Prepared By:

Debbie Spingola

Debbie Spingola, Finance Manager

 Digitally signed by Debbie Spingola
Date: 2018.12.06 10:57:39 -07'00'

**Chino Valley Fire District
General Fund Tax Collection Information**

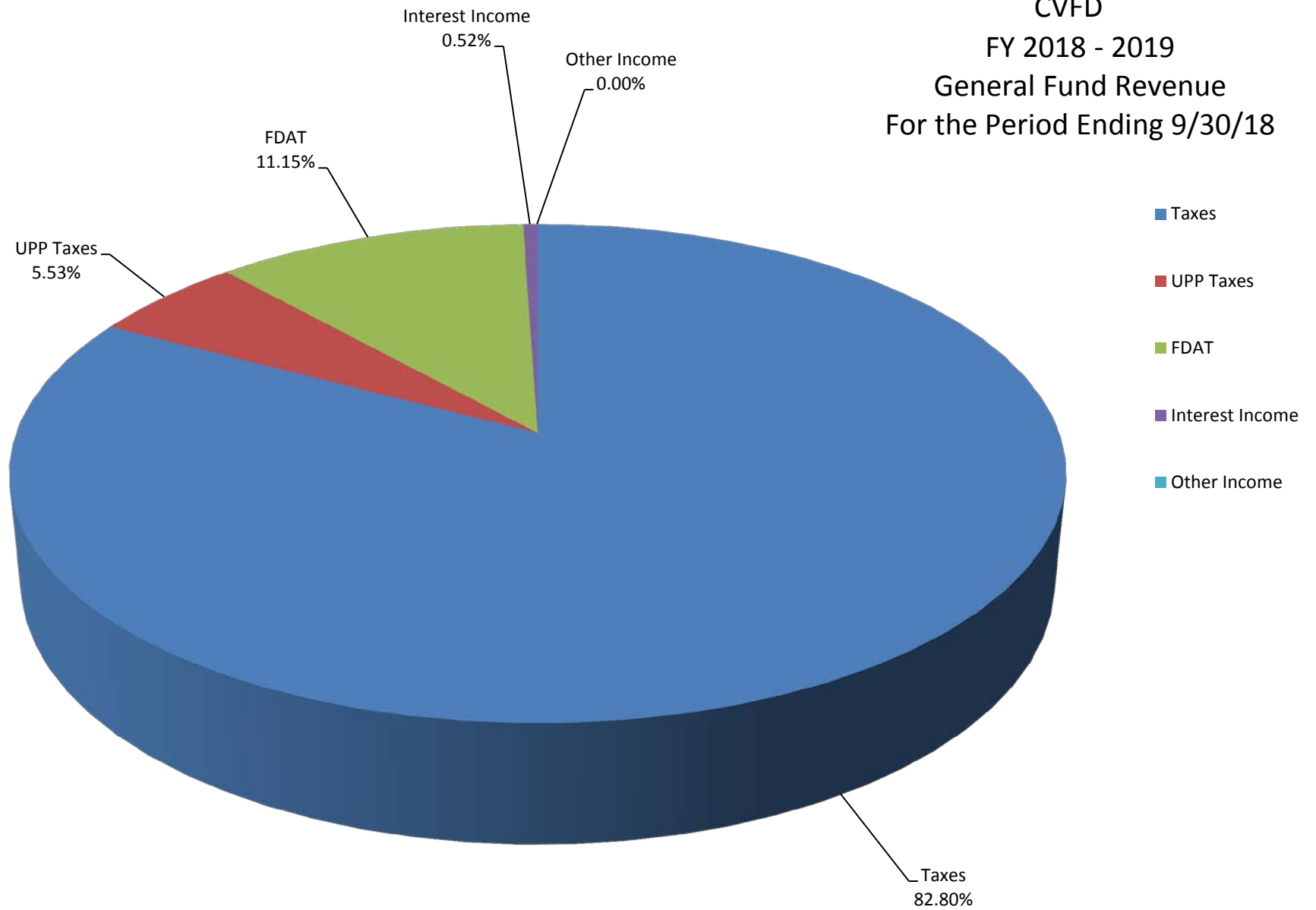
Total Levy Month	FY 15-16 \$3,481,052 Collected	FY 16-17 \$3,547,699 Collected	FY 17-18 \$3,707,996 Collected	FY 18-19 \$3,926,501 Collected
July	\$32,572	\$10,160	\$24,936	\$21,890
%	0.936%	0.286%	0.672%	0.557%
% To Date	0.9357%	0.2864%	0.6725%	0.5575%
August	\$26,909	\$18,803	\$10,622	\$12,226
%	0.773%	0.530%	0.286%	0.311%
% To Date	1.7087%	0.8164%	0.9590%	0.8688%
September	\$296,716	\$182,315	\$178,141	\$25,209
%	8.524%	5.139%	4.804%	0.642%
% To Date	10.2324%	5.9553%	5.7632%	1.5109%
October	\$1,237,993	\$834,512	\$1,503,325	\$0
%	35.564%	23.523%	40.543%	0.000%
% To Date	45.7962%	29.4779%	46.3060%	1.5109%
November	\$289,817	\$866,615	\$290,266	\$0
%	8.326%	24.428%	7.828%	0.000%
% To Date	54.1218%	53.9055%	54.1341%	1.5109%
December	\$220,662	\$227,672	\$223,661	\$0
%	6.3389%	6.4175%	6.0319%	0.0000%
% To Date	60.4607%	60.3229%	60.1659%	1.5109%
January	\$76,744	\$89,048	\$153,278	\$0
%	2.2046%	2.5100%	4.1337%	0.0000%
% To Date	62.6653%	62.8330%	64.2997%	1.5109%
February	\$87,184	\$94,094	\$95,262	\$0
%	2.5045%	2.6523%	2.5691%	0.0000%
% To Date	65.1698%	65.4852%	66.8688%	1.5109%
March	\$124,511	\$141,015	\$127,298	\$0
%	3.5768%	3.9748%	3.4331%	0.0000%
% To Date	68.7467%	69.4600%	70.3018%	1.5109%
April	\$910,876	\$821,855	\$794,289	\$0
%	26.1667%	23.1659%	21.4210%	0.0000%
% To Date	94.9134%	92.6259%	91.7228%	1.5109%
May	\$125,156	\$195,151	\$238,700	\$0
%	3.5954%	5.5008%	6.4374%	0.0000%
% To Date	98.5087%	98.1267%	98.1602%	1.5109%
June	\$66,848	\$66,097	\$80,520	\$0
%	1.9203%	1.8631%	2.1715%	0.0000%
% To Date	100.4290%	99.9898%	100.3318%	1.5109%
TOTALS	\$3,495,987	\$3,547,337	\$3,720,297	\$59,324
Delinquency	-0.4290%	0.0102%	-0.3318%	98.4891%

Chino Valley Fire District
FDAT Collection Information

Total Levy Month	FY 15-16 \$313,900 Collected	FY 16-17 \$313,900 Collected	FY 17-18 \$333,290 Collected	FY 18-19 \$333,290 Collected
July	\$2,501	\$1,423	\$1,630	\$1,238
%	0.797%	0.453%	0.489%	0.371%
% To Date	0.7966%	0.4533%	0.4891%	0.3715%
August	\$1,456	\$661	\$554	\$707
%	0.464%	0.211%	0.166%	0.212%
% To Date	1.2606%	0.6638%	0.6553%	0.5835%
September	\$26,332	\$8,777	\$12,654	\$3,182
%	8.389%	2.796%	3.797%	0.955%
% To Date	9.6492%	3.4600%	4.4520%	1.5382%
October	\$97,909	\$86,411	\$93,081	\$0
%	31.191%	27.528%	27.928%	0.000%
% To Date	40.8405%	30.9881%	32.3799%	1.5382%
November	\$43,410	\$75,219	\$74,651	\$0
%	13.8292%	23.9628%	22.3983%	0.0000%
% To Date	54.6697%	54.9510%	54.7782%	1.5382%
December	\$20,201	\$24,923	\$21,663	\$0
%	6.4354%	7.9398%	6.4997%	0.0000%
% To Date	61.1052%	62.8907%	61.2779%	1.5382%
January	\$10,565	\$11,762	\$16,138	\$0
%	3.3658%	3.7471%	4.8420%	0.0000%
% To Date	64.4710%	66.6378%	66.1199%	1.5382%
February	\$7,946	\$8,291	\$8,056	\$0
%	2.531%	2.641%	2.417%	0.000%
% To Date	67.0024%	69.2790%	68.5368%	1.5382%
March	\$12,018	\$12,638	\$12,174	\$0
%	3.8286%	4.0263%	3.6528%	0.0000%
% To Date	70.8310%	73.3052%	72.1897%	1.5382%
April	\$35,416	\$62,586	\$63,209	\$0
%	11.2825%	19.9382%	18.9651%	0.0000%
% To Date	82.1134%	93.2434%	91.1548%	1.5382%
May	\$51,376	\$23,662	\$23,731	\$0
%	16.3671%	7.5381%	7.1201%	0.0000%
% To Date	98.4805%	100.7815%	98.2749%	1.5382%
June	\$6,266	\$4,682	\$5,094	\$0
%	1.9962%	1.4917%	1.5285%	0.0000%
% To Date	100.4767%	102.2732%	99.8034%	1.5382%
TOTALS	\$315,396	\$321,035	\$332,635	\$5,127
Delinquency	-0.4767%	-2.2732%	0.1966%	98.4618%

100.0000% 100.0000% 100.0000% 100.0000%

CVFD
FY 2018 - 2019
General Fund Revenue
For the Period Ending 9/30/18



CHINO VALLEY FIRE DISTRICT**REVENUE**

	Current Month Revenue	YTD Budget	
Taxes	\$ 23,629	\$ 3,547,699	82.81
UPP Taxes	\$ 1,580	\$ -	5.53
FDAT	\$ 3,182	\$ 313,900	11.15
Interest Income	\$ 147	\$ -	0.52
Other Income	\$ -	\$ 2,000	0.00
	\$ 28,538	\$ 3,863,599	100.01

CVFD
FY 2018 - 2019
General Fund Expenditures
For the Period Ending 9/30/18


Fire Authority Funding
100.00%

- Audit/Accounting, Election, Legal, Fire Board Expenses
- Contingency
- Miscellaneous
- Fire Authority Funding

Audit/Accounting, Election, Legal, Fire Board Expenses
0.00%

Contingency
0.00%

Miscellaneous
0.00%



CHINO VALLEY FIRE DISTRICT**EXPENSES**

	Current Month Actual	YTD Budget	
Audit/Accounting, Election, Legal, Fire Board Expenses	\$ -	\$ 29,000	-
Contingency	\$ -	\$ 20,000	-
Miscellaneous	\$ -	\$ -	-
Fire Authority Funding	\$ 12,932	\$ 3,850,599	100.00
	\$ 12,932	\$ 3,899,599	100



Yavapai County Treasurer

Monthly Statement

Date Range: 7/1/2018 to 10/31/2018

Account	Period	YTD		
6065540000	Chino Valley Fire Dist GF			
Begin Balance:	212,468.11	212,468.11		
Income:	1,815,396.76	1,815,396.76		
LOC Advance:	.00	.00		
Expense:	(129,989.84)	(129,989.84)	LOC:	.00
LOC Payments:	.00	.00	Warrants Outstanding:	.00
Cash Balance:	1,897,875.03	1,897,875.03	End:	1,897,875.03

Monthly Statement Summary

Source Code	Description		MTDAmount	YTDAmount
6065540000	Chino Valley Fire Dist GF	Beginning Balance:	212,468.11	212,468.11
11100.2013	2013 Real Estate Taxes		170.25	170.25
11100.2015	2015 Real Estate Taxes		151.63	151.63
11100.2016	2016 Real Estate Taxes		20.66	20.66
11100.2017	2017 Real Estate Taxes		44,444.23	44,444.23
11100.2018	2018 Real Estate Taxes		1,585,315.44	1,585,315.44
12100.2004	2004 Personal Property Taxes		21.30	21.30
12100.2005	2005 Personal Property Taxes		21.73	21.73
12100.2006	2006 Personal Property Taxes		27.05	27.05
12100.2007	2007 Personal Property Taxes		27.53	27.53
12100.2008	2008 Personal Property Taxes		22.77	22.77
12100.2009	2009 Personal Property Taxes		24.73	24.73
12100.2010	2010 Personal Property Taxes		22.34	22.34
12100.2011	2011 Personal Property Taxes		95.48	95.48
12100.2012	2012 Personal Property Taxes		37.33	37.33
12100.2013	2013 Personal Property Taxes		49.71	49.71
12100.2014	2014 Personal Property Taxes		36.42	36.42
12100.2015	2015 Personal Property Taxes		82.77	82.77
12100.2016	2016 Personal Property Taxes		51.94	51.94
12100.2017	2017 Personal Property Taxes		2,980.79	2,980.79
12100.2018	2018 Personal Property Taxes		36,102.94	36,102.94
37150.0	FDAT Distributions		145,135.18	145,135.18
38109.0	Interest on Investments St Treas		554.54	554.54
90002.0	Interest Pd on Tax Roll Corrections		(39.07)	(39.07)
91032.0	Warrants Redeemed		(2,491.25)	(2,491.25)
91702.0	Transfer out		(127,459.52)	(127,459.52)
		Ending Balance:	1,897,875.03	1,897,875.03

Monthly Statement Detail

Date	Notes	Doc #	Amount	C/D
6065540000 Chino Valley Fire Dist GF			Beginning Balance: 212,468.11	
11100.2013	2013 Real Estate Taxes		Source Code Total: 170.25	
07/27	Tax Distribution	0	170.25	C
11100.2015	2015 Real Estate Taxes		Source Code Total: 151.63	



Yavapai County Treasurer

Monthly Statement

Date Range: 7/1/2018 to 10/31/2018

07/27	Tax Distribution	0	146.43	C
10/26	Tax Distribution	0	5.20	C
11100.2016	2016 Real Estate Taxes		Source Code Total: 20.66	
07/27	Tax Distribution	0	153.81	C
08/28	Tax Distribution	0	(135.58)	C
10/26	Tax Distribution	0	2.43	C
11100.2017	2017 Real Estate Taxes		Source Code Total: 44,444.23	
07/02	Tax Distribution	0	888.82	C
07/02	Tax Distribution	0	346.46	C
07/02	Tax Distribution	0	333.01	C
07/02	Tax Distribution	0	24.63	C
07/02	Tax Distribution	0	94.59	C
07/02	Tax Distribution	0	120.84	C
07/03	Tax Distribution	0	803.88	C
07/03	Tax Distribution	0	740.99	C
07/03	Tax Distribution	0	208.49	C
07/03	Tax Distribution	0	867.68	C
07/05	Tax Distribution	0	62.46	C
07/05	Tax Distribution	0	234.75	C
07/05	Tax Distribution	0	965.46	C
07/05	Tax Distribution	0	108.22	C
07/06	Tax Distribution	0	1,481.54	C
07/06	Tax Distribution	0	872.77	C
07/09	Tax Distribution	0	56.72	C
07/09	Tax Distribution	0	112.83	C
07/10	Tax Distribution	0	170.70	C
07/11	Tax Distribution	0	390.33	C
07/11	Tax Distribution	0	100.40	C
07/12	Tax Distribution	0	6,224.59	C
07/12	Tax Distribution	0	2.43	C
07/12	Tax Distribution	0	108.87	C
07/13	Tax Distribution	0	130.23	C
07/13	Tax Distribution	0	58.34	C
07/13	Tax Distribution	0	84.48	C
07/16	Tax Distribution	0	299.86	C
07/16	Tax Distribution	0	374.48	C
07/16	Tax Distribution	0	392.76	C
07/16	Tax Distribution	0	1,185.18	C
07/17	Tax Distribution	0	70.18	C
07/17	Tax Distribution	0	239.76	C
07/17	Tax Distribution	0	54.89	C
07/19	Tax Distribution	0	66.76	C
07/20	Tax Distribution	0	230.87	C
07/23	Tax Distribution	0	104.75	C
07/26	Tax Distribution	0	93.86	C
07/27	Tax Distribution	0	375.02	C
07/27	Tax Distribution	0	164.83	C
07/30	Tax Distribution	0	156.61	C
07/30	Tax Distribution	0	86.23	C



Yavapai County Treasurer

Monthly Statement

Date Range: 7/1/2018 to 10/31/2018

07/30	Tax Distribution	0	242.36	C
07/31	Tax Distribution	0	21.77	C
08/01	Tax Distribution	0	386.82	C
08/01	Tax Distribution	0	1.22	C
08/02	Tax Distribution	0	19.46	C
08/02	Tax Distribution	0	56.90	C
08/03	Tax Distribution	0	28.01	C
08/03	Tax Distribution	0	146.31	C
08/03	Tax Distribution	0	421.68	C
08/06	Tax Distribution	0	141.34	C
08/06	Tax Distribution	0	6.02	C
08/07	Tax Distribution	0	52.90	C
08/07	Tax Distribution	0	81.77	C
08/07	Tax Distribution	0	78.22	C
08/09	Tax Distribution	0	147.85	C
08/10	Tax Distribution	0	102.97	C
08/10	Tax Distribution	0	305.31	C
08/10	Tax Distribution	0	329.82	C
08/13	Tax Distribution	0	605.75	C
08/13	Tax Distribution	0	1,356.57	C
08/14	Tax Distribution	0	239.29	C
08/15	Tax Distribution	0	73.22	C
08/16	Tax Distribution	0	202.74	C
08/17	Tax Distribution	0	1,033.46	C
08/20	Tax Distribution	0	121.53	C
08/20	Tax Distribution	0	378.59	C
08/21	Tax Distribution	0	133.25	C
08/22	Tax Distribution	0	372.54	C
08/22	Tax Distribution	0	193.20	C
08/23	Tax Distribution	0	65.49	C
08/24	Tax Distribution	0	485.48	C
08/24	Tax Distribution	0	466.69	C
08/27	Tax Distribution	0	429.76	C
08/27	Tax Distribution	0	19.52	C
08/27	Tax Distribution	0	613.60	C
08/27	Tax Distribution	0	282.98	C
08/28	Tax Distribution	0	1,110.16	C
08/28	Tax Distribution	0	(142.36)	C
08/29	Tax Distribution	0	1.63	C
08/30	Tax Distribution	0	239.29	C
08/30	Tax Distribution	0	98.35	C
08/31	Tax Distribution	0	37.20	C
08/31	Tax Distribution	0	209.54	C
09/04	Tax Distribution	0	1.59	C
09/04	Tax Distribution	0	56.18	C
09/05	Tax Distribution	0	(3.65)	C
09/05	Tax Distribution	0	130.61	C
09/06	Tax Distribution	0	321.82	C
09/07	Tax Distribution	0	207.80	C



Yavapai County Treasurer

Monthly Statement

Date Range: 7/1/2018 to 10/31/2018

09/10	Tax Distribution	0	51.02	C
09/10	Tax Distribution	0	.01	C
09/10	Tax Distribution	0	1,203.45	C
09/11	Tax Distribution	0	86.23	C
09/14	Tax Distribution	0	431.83	C
09/17	Tax Distribution	0	133.55	C
09/17	Tax Distribution	0	45.87	C
09/18	Tax Distribution	0	88.43	C
09/18	Tax Distribution	0	(553.52)	C
09/18	Tax Distribution	0	53.13	C
09/19	Tax Distribution	0	155.15	C
09/20	Tax Distribution	0	185.85	C
09/21	Tax Distribution	0	105.66	C
09/24	Tax Distribution	0	44.84	C
09/25	Tax Distribution	0	496.37	C
09/26	Tax Distribution	0	96.46	C
09/26	Tax Distribution	0	53.13	C
09/27	Tax Distribution	0	47.98	C
10/02	Tax Distribution	0	1,320.53	C
10/03	Tax Distribution	0	1,138.18	C
10/04	Tax Distribution	0	55.47	C
10/05	Tax Distribution	0	2.25	C
10/05	Tax Distribution	0	110.45	C
10/09	Tax Distribution	0	127.54	C
10/10	Tax Distribution	0	166.09	C
10/11	Tax Distribution	0	146.85	C
10/11	Tax Distribution	0	61.22	C
10/12	Tax Distribution	0	229.93	C
10/12	Tax Distribution	0	38.93	C
10/12	Tax Distribution	0	25.44	C
10/15	Tax Distribution	0	345.28	C
10/16	Tax Distribution	0	124.92	C
10/16	Tax Distribution	0	119.93	C
10/17	Tax Distribution	0	99.75	C
10/17	Tax Distribution	0	377.36	C
10/19	Tax Distribution	0	120.56	C
10/19	Tax Distribution	0	1,664.32	C
10/22	Tax Distribution	0	44.19	C
10/22	Tax Distribution	0	80.53	C
10/25	Tax Distribution	0	37.62	C
10/25	Tax Distribution	0	2.43	C
10/26	Tax Distribution	0	483.56	C
10/29	Tax Distribution	0	113.40	C
10/30	Tax Distribution	0	1,548.95	C
10/30	Tax Distribution	0	93.09	C
10/31	Tax Distribution	0	385.85	C
10/31	Tax Distribution	0	1,017.69	C
10/31	Tax Distribution	0	233.38	C
11100.2018 2018 Real Estate Taxes			Source Code Total: 1,585,315.44	



Yavapai County Treasurer

Monthly Statement

Date Range: 7/1/2018 to 10/31/2018

09/14	Tax Distribution	0	63.33	C
09/17	Tax Distribution	0	254.45	C
09/18	Tax Distribution	0	334.77	C
09/18	Tax Distribution	0	421.80	C
09/18	Tax Distribution	0	425.29	C
09/19	Tax Distribution	0	864.94	C
09/20	Tax Distribution	0	685.80	C
09/20	Tax Distribution	0	522.91	C
09/21	Tax Distribution	0	356.67	C
09/21	Tax Distribution	0	130.41	C
09/21	Tax Distribution	0	329.88	C
09/21	Tax Distribution	0	217.55	C
09/24	Tax Distribution	0	46.49	C
09/24	Tax Distribution	0	331.06	C
09/24	Tax Distribution	0	1,233.77	C
09/25	Tax Distribution	0	142.27	C
09/25	Tax Distribution	0	170.06	C
09/25	Tax Distribution	0	692.17	C
09/25	Tax Distribution	0	1,960.69	C
09/26	Tax Distribution	0	933.97	C
09/26	Tax Distribution	0	1,990.13	C
09/26	Tax Distribution	0	1,062.15	C
09/26	Tax Distribution	0	245.48	C
09/26	Tax Distribution	0	332.38	C
09/27	Tax Distribution	0	1,419.06	C
09/27	Tax Distribution	0	97.75	C
09/27	Tax Distribution	0	238.47	C
09/27	Tax Distribution	0	388.05	C
09/27	Tax Distribution	0	844.94	C
09/28	Tax Distribution	0	481.67	C
09/28	Tax Distribution	0	214.35	C
09/28	Tax Distribution	0	610.59	C
09/28	Tax Distribution	0	2,103.48	C
10/01	Tax Distribution	0	2,205.76	C
10/01	Tax Distribution	0	192.82	C
10/01	Tax Distribution	0	1,150.27	C
10/01	Tax Distribution	0	324.82	C
10/02	Tax Distribution	0	4,250.23	C
10/02	Tax Distribution	0	899.88	C
10/02	Tax Distribution	0	439.39	C
10/02	Tax Distribution	0	48.64	C
10/03	Tax Distribution	0	11,027.77	C
10/03	Tax Distribution	0	149.25	C
10/03	Tax Distribution	0	504.23	C
10/03	Tax Distribution	0	411.47	C
10/04	Tax Distribution	0	8,467.29	C
10/04	Tax Distribution	0	1,606.16	C
10/04	Tax Distribution	0	671.76	C
10/05	Tax Distribution	0	4,351.09	C



Yavapai County Treasurer

Monthly Statement

Date Range: 7/1/2018 to 10/31/2018

10/05	Tax Distribution	0	388.53	C
10/05	Tax Distribution	0	5,161.83	C
10/05	Tax Distribution	0	424.01	C
10/08	Tax Distribution	0	4,366.10	C
10/08	Tax Distribution	0	136.26	C
10/08	Tax Distribution	0	1,731.88	C
10/08	Tax Distribution	0	2,931.26	C
10/08	Tax Distribution	0	246.67	C
10/09	Tax Distribution	0	7,979.39	C
10/09	Tax Distribution	0	548.27	C
10/09	Tax Distribution	0	1,757.49	C
10/10	Tax Distribution	0	6,543.59	C
10/10	Tax Distribution	0	786.72	C
10/10	Tax Distribution	0	70,232.33	C
10/10	Tax Distribution	0	8,131.21	C
10/10	Tax Distribution	0	82.66	C
10/11	Tax Distribution	0	9,352.25	C
10/11	Tax Distribution	0	477.52	C
10/11	Tax Distribution	0	1,551.43	C
10/11	Tax Distribution	0	18.07	C
10/11	Tax Distribution	0	255.33	C
10/11	Tax Distribution	0	3,526.81	C
10/12	Tax Distribution	0	6,658.74	C
10/12	Tax Distribution	0	1,364.61	C
10/12	Tax Distribution	0	127,985.08	C
10/12	Tax Distribution	0	1,976.51	C
10/12	Tax Distribution	0	765.99	C
10/12	Tax Distribution	0	214.47	C
10/15	Tax Distribution	0	12,363.78	C
10/15	Tax Distribution	0	139.17	C
10/15	Tax Distribution	0	805.68	C
10/15	Tax Distribution	0	64,332.23	C
10/15	Tax Distribution	0	335.80	C
10/15	Tax Distribution	0	565.22	C
10/15	Tax Distribution	0	897.59	C
10/16	Tax Distribution	0	7,479.20	C
10/16	Tax Distribution	0	394.50	C
10/16	Tax Distribution	0	966.33	C
10/16	Tax Distribution	0	35,757.87	C
10/16	Tax Distribution	0	2,345.59	C
10/16	Tax Distribution	0	(94.21)	C
10/16	Tax Distribution	0	815.68	C
10/16	Tax Distribution	0	2,812.09	C
10/16	Tax Distribution	0	373.03	C
10/17	Tax Distribution	0	3,989.70	C
10/17	Tax Distribution	0	2,641.77	C
10/17	Tax Distribution	0	3,091.06	C
10/17	Tax Distribution	0	2,743.68	C
10/17	Tax Distribution	0	5,019.30	C



Yavapai County Treasurer

Monthly Statement

Date Range: 7/1/2018 to 10/31/2018

10/17	Tax Distribution	0	1,485.00	C
10/17	Tax Distribution	0	1,078.04	C
10/17	Tax Distribution	0	2,030.36	C
10/18	Tax Distribution	0	7,775.18	C
10/18	Tax Distribution	0	360.61	C
10/18	Tax Distribution	0	289.71	C
10/18	Tax Distribution	0	287.36	C
10/18	Tax Distribution	0	1,850.12	C
10/18	Tax Distribution	0	55,264.49	C
10/18	Tax Distribution	0	807.93	C
10/18	Tax Distribution	0	41.56	C
10/18	Tax Distribution	0	434.94	C
10/18	Tax Distribution	0	482.15	C
10/19	Tax Distribution	0	4,561.98	C
10/19	Tax Distribution	0	491.81	C
10/19	Tax Distribution	0	612.75	C
10/19	Tax Distribution	0	405.02	C
10/19	Tax Distribution	0	1,219.94	C
10/19	Tax Distribution	0	10,505.59	C
10/19	Tax Distribution	0	352.32	C
10/19	Tax Distribution	0	3,038.31	C
10/19	Tax Distribution	0	847.98	C
10/19	Tax Distribution	0	1,193.74	C
10/22	Tax Distribution	0	3,410.11	C
10/22	Tax Distribution	0	1,221.40	C
10/22	Tax Distribution	0	.60	C
10/22	Tax Distribution	0	4,259.92	C
10/22	Tax Distribution	0	43,471.80	C
10/22	Tax Distribution	0	934.71	C
10/22	Tax Distribution	0	1,160.21	C
10/22	Tax Distribution	0	5,023.58	C
10/22	Tax Distribution	0	421.37	C
10/23	Tax Distribution	0	8,592.25	C
10/23	Tax Distribution	0	174.72	C
10/23	Tax Distribution	0	190.30	C
10/23	Tax Distribution	0	3,480.34	C
10/23	Tax Distribution	0	498,006.74	C
10/23	Tax Distribution	0	1,160.50	C
10/23	Tax Distribution	0	(464.35)	C
10/23	Tax Distribution	0	667.83	C
10/23	Tax Distribution	0	16,257.19	C
10/23	Tax Distribution	0	1,450.66	C
10/24	Tax Distribution	0	11,591.64	C
10/24	Tax Distribution	0	447.98	C
10/24	Tax Distribution	0	641.24	C
10/24	Tax Distribution	0	175,671.10	C
10/24	Tax Distribution	0	1,773.44	C
10/24	Tax Distribution	0	225.40	C
10/24	Tax Distribution	0	2,498.01	C



Yavapai County Treasurer

Monthly Statement

Date Range: 7/1/2018 to 10/31/2018

10/24	Tax Distribution	0	60.76	C
10/25	Tax Distribution	0	75.20	C
10/25	Tax Distribution	0	4,679.91	C
10/25	Tax Distribution	0	12,159.51	C
10/25	Tax Distribution	0	374.95	C
10/25	Tax Distribution	0	895.16	C
10/25	Tax Distribution	0	1,336.12	C
10/25	Tax Distribution	0	989.53	C
10/25	Tax Distribution	0	3,719.38	C
10/25	Tax Distribution	0	4,353.77	C
10/26	Tax Distribution	0	6,102.05	C
10/26	Tax Distribution	0	621.39	C
10/26	Tax Distribution	0	816.82	C
10/26	Tax Distribution	0	37,597.29	C
10/26	Tax Distribution	0	7,565.30	C
10/26	Tax Distribution	0	90.89	C
10/26	Tax Distribution	0	3,574.74	C
10/29	Tax Distribution	0	7,679.75	C
10/29	Tax Distribution	0	1,143.69	C
10/29	Tax Distribution	0	1,434.75	C
10/29	Tax Distribution	0	68,242.01	C
10/29	Tax Distribution	0	6,423.97	C
10/29	Tax Distribution	0	58.37	C
10/30	Tax Distribution	0	9,708.38	C
10/30	Tax Distribution	0	121.83	C
10/30	Tax Distribution	0	265.90	C
10/30	Tax Distribution	0	318.14	C
10/30	Tax Distribution	0	3,165.04	C
10/30	Tax Distribution	0	(21.12)	C
10/30	Tax Distribution	0	30.97	C
10/30	Tax Distribution	0	7,864.73	C
10/31	Tax Distribution	0	11,840.77	C
10/31	Tax Distribution	0	2,066.54	C
10/31	Tax Distribution	0	29,375.28	C
10/31	Tax Distribution	0	1,036.66	C
10/31	Tax Distribution	0	876.67	C
10/31	Tax Distribution	0	477.07	C
10/31	Tax Distribution	0	290.01	C
12100.2004	2004 Personal Property Taxes		Source Code Total: 21.30	
07/25	Tax Distribution	0	21.30	C
12100.2005	2005 Personal Property Taxes		Source Code Total: 21.73	
07/25	Tax Distribution	0	21.73	C
12100.2006	2006 Personal Property Taxes		Source Code Total: 27.05	
07/25	Tax Distribution	0	27.05	C
12100.2007	2007 Personal Property Taxes		Source Code Total: 27.53	
07/25	Tax Distribution	0	27.53	C
12100.2008	2008 Personal Property Taxes		Source Code Total: 22.77	
07/25	Tax Distribution	0	22.77	C
12100.2009	2009 Personal Property Taxes		Source Code Total: 24.73	



Yavapai County Treasurer

Monthly Statement

Date Range: 7/1/2018 to 10/31/2018

07/25	Tax Distribution	0	23.15	C
08/15	Tax Distribution	0	1.58	C
12100.2010	2010 Personal Property Taxes		Source Code Total: 22.34	
07/25	Tax Distribution	0	21.70	C
08/15	Tax Distribution	0	.64	C
12100.2011	2011 Personal Property Taxes		Source Code Total: 95.48	
07/25	Tax Distribution	0	25.68	C
08/15	Tax Distribution	0	10.52	C
09/21	Tax Distribution	0	59.28	C
12100.2012	2012 Personal Property Taxes		Source Code Total: 37.33	
07/25	Tax Distribution	0	26.35	C
08/15	Tax Distribution	0	10.98	C
12100.2013	2013 Personal Property Taxes		Source Code Total: 49.71	
07/09	Tax Distribution	0	3.84	C
07/25	Tax Distribution	0	26.41	C
08/13	Tax Distribution	0	3.87	C
08/15	Tax Distribution	0	11.00	C
09/13	Tax Distribution	0	2.30	C
10/23	Tax Distribution	0	2.29	C
12100.2014	2014 Personal Property Taxes		Source Code Total: 36.42	
07/25	Tax Distribution	0	25.41	C
08/15	Tax Distribution	0	11.01	C
12100.2015	2015 Personal Property Taxes		Source Code Total: 82.77	
07/25	Tax Distribution	0	26.92	C
07/27	Tax Distribution	0	11.93	C
08/15	Tax Distribution	0	11.31	C
08/22	Tax Distribution	0	12.28	C
10/26	Tax Distribution	0	20.33	C
12100.2016	2016 Personal Property Taxes		Source Code Total: 51.94	
07/25	Tax Distribution	0	27.17	C
08/15	Tax Distribution	0	11.29	C
09/06	Tax Distribution	0	13.48	C
12100.2017	2017 Personal Property Taxes		Source Code Total: 2,980.79	
07/02	Tax Distribution	0	209.80	C
07/02	Tax Distribution	0	76.63	C
07/03	Tax Distribution	0	6.99	C
07/03	Tax Distribution	0	248.81	C
07/05	Tax Distribution	0	16.28	C
07/05	Tax Distribution	0	242.42	C
07/09	Tax Distribution	0	130.13	C
07/13	Tax Distribution	0	82.56	C
07/13	Tax Distribution	0	(34.99)	C
07/16	Tax Distribution	0	11.05	C
07/16	Tax Distribution	0	131.82	C
07/17	Tax Distribution	0	41.97	C
07/20	Tax Distribution	0	153.01	C
07/25	Tax Distribution	0	27.68	C
07/26	Tax Distribution	0	18.04	C
08/01	Tax Distribution	0	141.01	C



Yavapai County Treasurer

Monthly Statement

Date Range: 7/1/2018 to 10/31/2018

08/06	Tax Distribution	0	7.31	C
08/09	Tax Distribution	0	22.31	C
08/13	Tax Distribution	0	966.10	C
08/15	Tax Distribution	0	11.32	C
08/20	Tax Distribution	0	33.05	C
08/23	Tax Distribution	0	99.37	C
08/27	Tax Distribution	0	33.84	C
08/27	Tax Distribution	0	25.10	C
08/29	Tax Distribution	0	10.53	C
09/05	Tax Distribution	0	(.02)	C
09/05	Tax Distribution	0	39.11	C
09/06	Tax Distribution	0	2.08	C
09/10	Tax Distribution	0	.67	C
10/08	Tax Distribution	0	97.65	C
10/10	Tax Distribution	0	16.15	C
10/11	Tax Distribution	0	8.39	C
10/12	Tax Distribution	0	51.25	C
10/26	Tax Distribution	0	38.64	C
10/30	Tax Distribution	0	14.73	C
12100.2018 2018 Personal Property Taxes			Source Code Total: 36,102.94	
09/20	Tax Distribution	0	11.94	C
09/20	Tax Distribution	0	85.87	C
09/21	Tax Distribution	0	128.25	C
09/24	Tax Distribution	0	75.44	C
09/25	Tax Distribution	0	378.94	C
09/26	Tax Distribution	0	573.77	C
09/26	Tax Distribution	0	118.65	C
09/27	Tax Distribution	0	90.01	C
10/03	Tax Distribution	0	337.07	C
10/03	Tax Distribution	0	86.16	C
10/04	Tax Distribution	0	233.43	C
10/05	Tax Distribution	0	329.25	C
10/05	Tax Distribution	0	268.43	C
10/08	Tax Distribution	0	57.33	C
10/09	Tax Distribution	0	358.23	C
10/10	Tax Distribution	0	287.77	C
10/10	Tax Distribution	0	20.12	C
10/10	Tax Distribution	0	1,433.45	C
10/10	Tax Distribution	0	225.36	C
10/11	Tax Distribution	0	341.28	C
10/11	Tax Distribution	0	192.60	C
10/11	Tax Distribution	0	116.25	C
10/11	Tax Distribution	0	7.32	C
10/11	Tax Distribution	0	139.75	C
10/12	Tax Distribution	0	99.87	C
10/12	Tax Distribution	0	6,303.37	C
10/15	Tax Distribution	0	1,118.17	C
10/15	Tax Distribution	0	24.31	C
10/15	Tax Distribution	0	2,940.75	C



Yavapai County Treasurer

Monthly Statement

Date Range: 7/1/2018 to 10/31/2018

10/16	Tax Distribution	0	251.48	C
10/16	Tax Distribution	0	1,163.79	C
10/16	Tax Distribution	0	47.84	C
10/16	Tax Distribution	0	40.59	C
10/17	Tax Distribution	0	145.33	C
10/17	Tax Distribution	0	172.52	C
10/18	Tax Distribution	0	165.38	C
10/18	Tax Distribution	0	2,978.42	C
10/18	Tax Distribution	0	25.47	C
10/19	Tax Distribution	0	45.10	C
10/19	Tax Distribution	0	159.38	C
10/19	Tax Distribution	0	556.39	C
10/19	Tax Distribution	0	158.86	C
10/22	Tax Distribution	0	242.13	C
10/22	Tax Distribution	0	46.47	C
10/22	Tax Distribution	0	2,420.70	C
10/22	Tax Distribution	0	54.71	C
10/22	Tax Distribution	0	79.35	C
10/23	Tax Distribution	0	625.10	C
10/23	Tax Distribution	0	262.95	C
10/23	Tax Distribution	0	176.38	C
10/23	Tax Distribution	0	2,073.90	C
10/23	Tax Distribution	0	74.49	C
10/23	Tax Distribution	0	232.81	C
10/24	Tax Distribution	0	465.79	C
10/24	Tax Distribution	0	82.71	C
10/24	Tax Distribution	0	75.00	C
10/24	Tax Distribution	0	186.13	C
10/24	Tax Distribution	0	1,511.03	C
10/24	Tax Distribution	0	19.44	C
10/24	Tax Distribution	0	79.84	C
10/25	Tax Distribution	0	125.51	C
10/25	Tax Distribution	0	275.54	C
10/25	Tax Distribution	0	162.07	C
10/26	Tax Distribution	0	53.01	C
10/26	Tax Distribution	0	1,183.92	C
10/26	Tax Distribution	0	21.68	C
10/29	Tax Distribution	0	177.59	C
10/29	Tax Distribution	0	114.12	C
10/29	Tax Distribution	0	428.90	C
10/29	Tax Distribution	0	40.03	C
10/30	Tax Distribution	0	181.24	C
10/30	Tax Distribution	0	236.78	C
10/30	Tax Distribution	0	8.38	C
10/30	Tax Distribution	0	1,283.43	C
10/31	Tax Distribution	0	381.28	C
10/31	Tax Distribution	0	406.56	C
10/31	Tax Distribution	0	20.28	C
37150.0 FDAT Distributions			Source Code Total: 145,135.18	



Yavapai County Treasurer

Monthly Statement

Date Range: 7/1/2018 to 10/31/2018

07/02	Fire Dist Assistance Tax 0.135195	0	338.06	C
07/03	Fire Dist Assistance Tax 0.135195	0	120.70	C
07/05	Fire Dist Assistance Tax 0.135195	0	164.36	C
07/06	Fire Dist Assistance Tax 0.135195	0	42.83	C
07/09	Fire Dist Assistance Tax 0.135195	0	35.16	C
07/10	Fire Dist Assistance Tax 0.135195	0	61.32	C
07/11	Fire Dist Assistance Tax 0.135195	0	28.96	C
07/12	Fire Dist Assistance Tax 0.135195	0	198.00	C
07/13	Fire Dist Assistance Tax 0.135195	0	22.99	C
07/16	Fire Dist Assistance Tax 0.135195	0	57.42	C
07/17	Fire Dist Assistance Tax 0.135195	0	44.03	C
07/18	Fire Dist Assistance Tax 0.135195	0	20.43	C
07/19	Fire Dist Assistance Tax 0.135195	0	35.81	C
07/20	Fire Dist Assistance Tax 0.135195	0	23.09	C
07/23	Fire Dist Assistance Tax 0.135195	0	67.09	C
07/24	Fire Dist Assistance Tax 0.135195	0	4.80	C
07/25	Fire Dist Assistance Tax 0.135195	0	46.61	C
07/26	Fire Dist Assistance Tax 0.135195	0	19.07	C
07/27	Fire Dist Assistance Tax 0.135195	0	54.43	C
07/30	Fire Dist Assistance Tax 0.135195	0	48.57	C
07/31	Fire Dist Assistance Tax 0.135195	0	70.77	C
08/01	Fire Dist Assistance Tax 0.135195	0	15.40	C
08/02	Fire Dist Assistance Tax 0.135195	0	76.66	C
08/03	Fire Dist Assistance Tax 0.135195	0	21.27	C
08/06	Fire Dist Assistance Tax 0.135195	0	44.12	C
08/07	Fire Dist Assistance Tax 0.135195	0	17.78	C
08/08	Fire Dist Assistance Tax 0.135195	0	11.38	C
08/09	Fire Dist Assistance Tax 0.135195	0	22.03	C
08/10	Fire Dist Assistance Tax 0.135195	0	27.78	C
08/13	Fire Dist Assistance Tax 0.135195	0	52.21	C
08/14	Fire Dist Assistance Tax 0.135195	0	8.20	C
08/15	Fire Dist Assistance Tax 0.135195	0	22.98	C
08/16	Fire Dist Assistance Tax 0.135195	0	17.89	C
08/17	Fire Dist Assistance Tax 0.135195	0	49.15	C
08/20	Fire Dist Assistance Tax 0.141068	0	52.05	C
08/21	Fire Dist Assistance Tax 0.141068	0	23.00	C
08/22	Fire Dist Assistance Tax 0.141068	0	37.14	C
08/23	Fire Dist Assistance Tax 0.141068	0	7.66	C
08/24	Fire Dist Assistance Tax 0.141068	0	55.76	C
08/27	Fire Dist Assistance Tax 0.141068	0	35.87	C
08/28	Fire Dist Assistance Tax 0.141068	0	9.02	C
08/29	Fire Dist Assistance Tax 0.141068	0	15.57	C
08/30	Fire Dist Assistance Tax 0.141068	0	13.20	C
08/31	Fire Dist Assistance Tax 0.141068	0	36.08	C
09/04	Fire Dist Assistance Tax 0.141068	0	34.90	C
09/05	Fire Dist Assistance Tax 0.141068	0	16.82	C
09/06	Fire Dist Assistance Tax 0.141068	0	8.77	C
09/07	Fire Dist Assistance Tax 0.141068	0	12.63	C
09/10	Fire Dist Assistance Tax 0.141068	0	23.15	C



Yavapai County Treasurer

Monthly Statement

Date Range: 7/1/2018 to 10/31/2018

09/11	Fire Dist Assistance Tax 0.141068	0	5.88	C
09/12	Fire Dist Assistance Tax 0.141068	0	7.92	C
09/13	Fire Dist Assistance Tax 0.141068	0	12.11	C
09/14	Fire Dist Assistance Tax 0.141068	0	58.75	C
09/17	Fire Dist Assistance Tax 0.141068	0	175.22	C
09/18	Fire Dist Assistance Tax 0.141068	0	79.56	C
09/19	Fire Dist Assistance Tax 0.141068	0	173.18	C
09/20	Fire Dist Assistance Tax 0.141068	0	343.67	C
09/21	Fire Dist Assistance Tax 0.141068	0	226.56	C
09/24	Fire Dist Assistance Tax 0.141068	0	444.26	C
09/25	Fire Dist Assistance Tax 0.141068	0	505.29	C
09/26	Fire Dist Assistance Tax 0.141068	0	337.08	C
09/27	Fire Dist Assistance Tax 0.141068	0	229.76	C
09/28	Fire Dist Assistance Tax 0.141068	0	449.74	C
10/01	Fire Dist Assistance Tax 0.141068	0	489.33	C
10/02	Fire Dist Assistance Tax 0.141068	0	931.24	C
10/03	Fire Dist Assistance Tax 0.141068	0	1,269.66	C
10/04	Fire Dist Assistance Tax 0.141068	0	977.98	C
10/05	Fire Dist Assistance Tax 0.141068	0	1,175.66	C
10/08	Fire Dist Assistance Tax 0.141068	0	1,047.50	C
10/09	Fire Dist Assistance Tax 0.141068	0	1,107.38	C
10/10	Fire Dist Assistance Tax 0.141068	0	10,455.75	C
10/11	Fire Dist Assistance Tax 0.141068	0	1,589.63	C
10/12	Fire Dist Assistance Tax 0.141068	0	14,726.45	C
10/15	Fire Dist Assistance Tax 0.141068	0	7,896.72	C
10/16	Fire Dist Assistance Tax 0.141068	0	4,370.83	C
10/17	Fire Dist Assistance Tax 0.141068	0	1,852.92	C
10/18	Fire Dist Assistance Tax 0.141068	0	8,096.47	C
10/19	Fire Dist Assistance Tax 0.141068	0	3,327.07	C
10/22	Fire Dist Assistance Tax 0.141068	0	7,305.18	C
10/23	Fire Dist Assistance Tax 0.141068	0	35,834.57	C
10/24	Fire Dist Assistance Tax 0.141068	0	15,969.18	C
10/25	Fire Dist Assistance Tax 0.141068	0	3,554.68	C
10/26	Fire Dist Assistance Tax 0.141068	0	4,839.64	C
10/29	Fire Dist Assistance Tax 0.141068	0	6,532.04	C
10/30	Fire Dist Assistance Tax 0.141068	0	1,816.12	C
10/31	Fire Dist Assistance Tax 0.141068	0	4,647.23	C
38109.0 Interest on Investments St Treas			Source Code Total: 554.54	
07/30	Investment Interest	0	6.08	C
07/30	Investment Interest	0	363.12	C
09/12	Investment Interest	0	183.70	C
09/12	Investment Interest	0	1.64	C
90002.0 Interest Pd on Tax Roll Corrections			Source Code Total: (39.07)	
09/18	68126 306-20-11305 2017 Adjustment/Corr Refund	68126	(39.07)	D
91032.0 Warrants Redeemed			Source Code Total: (2,491.25)	
09/19	Paid Warrants	0	(490.00)	D
10/08	Paid Warrants	0	(192.50)	D
10/29	Paid Warrants	0	(227.50)	D
10/30	Paid Warrants	0	(1,581.25)	D



Yavapai County Treasurer

Monthly Statement

Date Range: 7/1/2018 to 10/31/2018

91702.0 Transfer out			Source Code Total: (127,459.52)	
07/26	Central AZ Fire & Med Auth email transfer request	0	(90,835.78)	D
08/29	Central AZ Fire & Med Auth email transfer request	0	(23,691.31)	D
09/26	Central AZ Fire & Med Auth email transfer 9/26/18	0	(12,932.43)	D
6065540000 Chino Valley Fire Dist GF			Ending Balance: 1,897,875.03	

Warrant Detail

Payee Name	Warrant	Amount	Issue Dt	Status Dt	Voucher
6065540000 Chino Valley Fire Dist GF		Account Total: 2,491.25			
Fund: 0655		Fund Total: 2,491.25			
Status: PAID		Status Total: 2,491.25			
/	0706554371	192.50	06/04/18	10/08/18	
/	0706554373	490.00	08/13/18	09/19/18	
/	0706554374	227.50	10/22/18	10/29/18	
/	0706554375	1,581.25	10/22/18	10/30/18	
		Count	Amount		
Total PAID:		4	2,491.25		

Chino Valley Fire District
Bank Reconciliation Summary
For the Bank Statement ending: 9/30/2018

BANK CONTROL ID: GEN - GENERAL FUND		DESC: GENERAL FUND	ACCOUNT NO: 000000000000000
Beginning Balance:	09/01/18		\$134,372.26
Deposits and Credits:			\$28,566.56
Checks and Charges:			(\$13,451.33)
Adjustments:			\$0.00
Ending Balance Per Reconciliation:			<u>\$149,487.49</u>
Ending Balance Per Bank Statement:	09/30/18		\$149,487.49
* Outstanding Deposits and Credits:	09/30/18		\$1,828.54
* Outstanding Checks and Charges:	09/30/18		\$0.00
Ending Book Balance:			<u>\$151,316.03</u>

* Outstanding amounts are all outstanding credits and charges dated prior or equal to the Reconciliation date.

Chino Valley Fire District
BR Checks and Charges Cleared
For the Bank Statement ending: 9/30/18

GEN		General Fund			0000000000000000	
Date	Document	Description	Module	Company	Amount	
08/13/18	79024373	Kendhammer and Partners, LLP	AP	CHINOV	\$490.00	
09/30/18	Cash w/County	Transfer to CAFMA	GL	CHINOV	\$12,932.43	
09/30/18	Cash w/County	Correct errors from County-Jul	GL	CHINOV	\$28.90	
TOTAL CHECKS AND CHARGES CLEARED:					\$13,451.33	

Chino Valley Fire District
BR Checks and Charges Outstanding
For the Bank Statement ending:

<u>Date</u>	<u>Document</u>	<u>Description</u>	<u>Module</u>	<u>Company</u>	<u>Amount</u>
-------------	-----------------	--------------------	---------------	----------------	---------------

TOTAL CHECKS AND CHARGES OUTSTANDING:

Chino Valley Fire District
BR Deposits and Credits Cleared
For the Bank Statement ending: 9/30/18

GEN		General Fund			0000000000000000
Date	Document	Description	Module	Company	Amount
09/30/18	Cash w/County	Tax & Interest Revenue	GL	CHINOV	\$28,457.86
09/30/18	Cash w/County	Correct errors from County-Jul	GL	CHINOV	\$108.70
TOTAL DEPOSITS AND CREDITS CLEARED:					\$28,566.56

Chino Valley Fire District
BR Deposits and Credits Outstanding
For the Bank Statement ending: 9/30/18

GEN		General Fund			0000000000000000
Date	Document	Description	Module	Company	Amount
06/30/17	2017 Audit JE	To post adjustments to 2017 YE	GL	CHINOV	\$1,828.54
TOTAL DEPOSITS AND CREDITS OUTSTANDING:					\$1,828.54

Document Number	Date	BR Status	Void?	Description	Date Cleared	Amount
-----------------	------	-----------	-------	-------------	--------------	--------

MODULE: JOURNAL ENTRIES FROM GENERAL LEDGER

BANK CONTROL ID: GEN - GENERAL FUND

Cash w/County	09/30/18	Marked	No	Transfer to CAFMA	12/06/18	\$12,932.43
Cash w/County	09/30/18	Marked	No	Tax & Interest Revenue	12/06/18	\$28,457.86
Cash w/County	09/30/18	Marked	No	Correct errors from County-Jul	12/06/18	\$108.70
Cash w/County	09/30/18	Marked	No	Correct errors from County-Jul	12/06/18	\$28.90

SUB TOTAL FOR BANK:	\$41,527.89
---------------------	-------------

TOTAL FOR MODULE:	\$41,527.89
-------------------	-------------

Chino Valley Fire District
BR Adjustments Report
For the Bank Statement ending:

Date	Document	Description	GL Account	Offset Amt	Adj. Amt
------	----------	-------------	------------	------------	----------

DOCUMENT:

ADJUSTMENT DOCUMENT " TOTAL:

TOTAL FOR ALL ADJUSTMENTS:

12/6/18
8:49:42 AM

Chino Valley Fire District
Income Statement
(Original Budget to Actual Comparison)
For the period of 9/1/2018 Through 9/30/2018

Fund: (10) General Fund

	Account	Actual	Current Period Budget	Variance	%	Actual	Year To Date Budget	Variance	%
<u>Revenues</u>									
Real Estate Tax	10400000000	\$23,629.22	\$0.00	\$23,629.22	0.0%	\$54,610.23	\$3,926,501.00	\$(3,871,890.77)	(98.6)%
Fire Protection Contracts	10400100000	(0.20)	0.00	(0.20)	0.0	(0.20)	0.00	(0.20)	0.0
Personal Property Tax	10410000000	1,579.77	0.00	1,579.77	0.0	4,713.95	0.00	4,713.95	0.0
Fire District Assistance Tax	10420000000	3,181.88	0.00	3,181.88	0.0	5,126.76	333,290.00	(328,163.24)	(98.5)
Interest Income-General Fund	10490000000	146.99	0.00	146.99	0.0	515.47	0.00	515.47	0.0
Misc. Revenues	10510000000	0.00	0.00	0.00	0.0	0.00	2,000.00	(2,000.00)	(100.0)
Net Revenues		\$28,537.66	\$0.00	\$28,537.66	0.0 %	\$64,966.21	\$4,261,791.00	\$(4,196,824.79)	(98.5)%
<u>Program Expenses</u>									
Fire Authority Funding	10670010000	\$12,932.43	\$0.00	\$(12,932.43)	0.0%	\$127,459.52	\$4,227,791.00	\$4,100,331.48	97.0%
Total Program Expenses		\$12,932.43	\$0.00	\$(12,932.43)	0.0 %	\$127,459.52	\$4,227,791.00	\$4,100,331.48	97.0 %
<u>Fund Raising Expenses</u>									
Audit & Accounting	10640010000	\$0.00	\$0.00	\$0.00	0.0%	\$0.00	\$3,000.00	\$3,000.00	100.0%
Other Prof Services/Admin	10640510000	0.00	0.00	0.00	0.0	0.00	25,000.00	25,000.00	100.0
Legal Services - Routine	10641010000	0.00	0.00	0.00	0.0	490.00	5,000.00	4,510.00	90.2
Fire Board Expenses	10644110000	0.00	0.00	0.00	0.0	0.00	1,000.00	1,000.00	100.0
Total Fund Raising Expenses		\$0.00	\$0.00	\$0.00	0.0 %	\$490.00	\$34,000.00	\$33,510.00	98.6 %
Total Expenses		\$12,932.43		\$(12,932.43)		\$127,949.52	\$4,261,791.00	\$4,133,841.48	97.0%
Net Income (Loss)		\$15,605.23	\$0.00	\$15,605.23	0.0%	\$(62,983.31)	\$0.00	\$(62,983.31)	0.0%

12/6/18
8:49:58 AM

Chino Valley Fire District

Balance Sheet

As of 9/30/2018

Fund: (10) General Fund

Assets

Current Assets

Cash with Yavapai County	\$149,287.71	
Taxes Receivable	133,163.00	
Total Current Assets		\$282,450.71
Total Assets		\$282,450.71

Liabilities and Net Assets

Current Liabilities

Accounts Payable	\$245.00	
Deferred Compensation (Prop Tax)	97,605.00	
CAFMA Accounts Payable	71,290.00	
Total Current Liabilities		\$169,140.00
Total Liabilities		\$169,140.00

Net Assets

Fund Balance	\$(3,292,172.05)	
Current Year Net Assets	(62,983.31)	
Total Net Assets		(3,355,155.36)
Total Liabilities and Net Assets		\$(3,186,015.36)

Chino Valley Fire District
GL Account Ledger - Detail By Date Range (Current and History)
09/01/2018 through 09/30/2018

Batch	Journal	Entry #	Date	Job	Document	Description	Debits	Credits	Balance
10.1100.0.0.000			CASH WITH YAVAPAI COUNTY						\$133,682.48
1985	GJ	143036	09/30/18		Cash w/County	Transfer to CAFMA	-	12,932.43	120,750.05
1987	GJ	143043	09/30/18		Cash w/County	Tax & Interest Revenue	28,457.86	-	149,207.91
1988	GJ	143048	09/30/18		Cash w/County	Correct errors from County-July	108.70	-	149,316.61
1989	GJ	143053	09/30/18		Cash w/County	Correct errors from County-July	-	28.90	149,287.71
CASH WITH YAVAPAI COUNTY TOTAL:							\$28,566.56	\$12,961.33	\$149,287.71
TOTAL OF LEDGER:							\$28,566.56	\$12,961.33	\$149,287.71

Chino Valley Fire District
GL Trial Balance by Date Range (Current and History)
09/01/2018 through 09/30/2018

Account	Description	Balances				Adjustments
		Beginning	Debits	Credits	Ending	
10.1100.0.0.000	Cash with Yavapai County	\$133,682.48	\$28,566.56	\$12,961.33	\$149,287.71	
TOTAL OF LEDGER:		<u>\$133,682.48</u>	<u>\$28,566.56</u>	<u>\$12,961.33</u>	<u>\$149,287.71</u>	

CHINO VALLEY FIRE DISTRICT
BOND DEBT SERVICE ACCOUNT: 6-65640-7000
BANK RECONCILIATION SEPTEMBER, 2018

Reconciliation:

Beginning Balance (CVFD):	\$	145,996.95
Deposits:	\$	2,721.59
Disbursements:	\$	-
Interest Income:	\$	633.00
Principal and Interest payments		
County Adj	\$	6.99
Ending Balance:	\$	149,358.53

Difference Between Balances: \$ -

Deposits Per Bank Statement:

Fire District Deposits:	\$	-
Real Estate Taxes:	\$	2,550.96
Personal Property Taxes:	\$	170.63
ADOT Game/Fish In Lieu:	\$	-
Ending Balance:	\$	2,721.59

Bank Statement Balance:

Balance Per Bank:	\$	149,358.70
Adj	\$	(0.17)

Ending Balance: \$ 149,358.53


Reconciliation Approved By: **Scott A Freitag**
Scott Freitag, Fire Chief

 Digitally signed by Scott A Freitag
Date: 2018.12.12 11:14:05 -07'00'

Reconciliation Reviewed By: **Dave Tharp**
David Tharp, Assistant Chief of Administration

 Digitally signed by Dave Tharp
Date: 2018.12.12 10:08:38 -07'00'

Reconciliation Prepared By: **Debbie Spingola**
Debbie Spingola, Finance Manager

 Digitally signed by Debbie Spingola
Date: 2018.12.12 08:33:10 -07'00'



Yavapai County Treasurer

Monthly Statement

Date Range: 7/1/2018 to 10/31/2018

Account	Period	YTD		
6065640700	Chino Valley Fire Dist BDS			
Begin Balance:	141,546.19	141,546.19		
Income:	181,039.71	181,039.71		
LOC Advance:	.00	.00		
Expense:	(424.43)	(424.43)	LOC:	.00
LOC Payments:	.00	.00	Warrants Outstanding:	.00
Cash Balance:	322,161.47	322,161.47	End:	322,161.47

Monthly Statement Summary

Source Code	Description	MTDAmount	YTDAmount
6065640700	Chino Valley Fire Dist BDS		
	Beginning Balance:	141,546.19	141,546.19
11100.2013	2013 Real Estate Taxes	22.63	22.63
11100.2015	2015 Real Estate Taxes	19.17	19.17
11100.2016	2016 Real Estate Taxes	2.42	2.42
11100.2017	2017 Real Estate Taxes	5,038.10	5,038.10
11100.2018	2018 Real Estate Taxes	170,049.23	170,049.23
12100.2007	2007 Personal Property Taxes	2.10	2.10
12100.2008	2008 Personal Property Taxes	2.72	2.72
12100.2009	2009 Personal Property Taxes	3.12	3.12
12100.2010	2010 Personal Property Taxes	2.39	2.39
12100.2011	2011 Personal Property Taxes	11.44	11.44
12100.2012	2012 Personal Property Taxes	3.55	3.55
12100.2013	2013 Personal Property Taxes	6.61	6.61
12100.2014	2014 Personal Property Taxes	4.86	4.86
12100.2015	2015 Personal Property Taxes	10.46	10.46
12100.2016	2016 Personal Property Taxes	6.10	6.10
12100.2017	2017 Personal Property Taxes	337.91	337.91
12100.2018	2018 Personal Property Taxes	3,872.57	3,872.57
38109.0	Interest on Investments St Treas	1,644.33	1,644.33
90002.0	Interest Pd on Tax Roll Corrections	(4.43)	(4.43)
92185.0	Paying Agent Fees	(420.00)	(420.00)
	Ending Balance:	322,161.47	322,161.47

Monthly Statement Detail

Date	Notes	Doc #	Amount	C/D
6065640700	Chino Valley Fire Dist BDS		Beginning Balance: 141,546.19	
11100.2013	2013 Real Estate Taxes		Source Code Total: 22.63	
07/27	Tax Distribution	0	22.63	C
11100.2015	2015 Real Estate Taxes		Source Code Total: 19.17	
07/27	Tax Distribution	0	18.51	C
10/26	Tax Distribution	0	.66	C
11100.2016	2016 Real Estate Taxes		Source Code Total: 2.42	
07/27	Tax Distribution	0	18.05	C
08/28	Tax Distribution	0	(15.92)	C
10/26	Tax Distribution	0	.29	C



Yavapai County Treasurer

Monthly Statement

Date Range: 7/1/2018 to 10/31/2018

11100.2017 2017 Real Estate Taxes			Source Code Total: 5,038.10	
07/02	Tax Distribution	0	100.75	C
07/02	Tax Distribution	0	39.27	C
07/02	Tax Distribution	0	37.76	C
07/02	Tax Distribution	0	2.79	C
07/02	Tax Distribution	0	10.72	C
07/02	Tax Distribution	0	13.70	C
07/03	Tax Distribution	0	91.13	C
07/03	Tax Distribution	0	83.99	C
07/03	Tax Distribution	0	23.64	C
07/03	Tax Distribution	0	98.36	C
07/05	Tax Distribution	0	7.08	C
07/05	Tax Distribution	0	26.60	C
07/05	Tax Distribution	0	109.44	C
07/05	Tax Distribution	0	12.27	C
07/06	Tax Distribution	0	167.96	C
07/06	Tax Distribution	0	98.93	C
07/09	Tax Distribution	0	6.43	C
07/09	Tax Distribution	0	12.79	C
07/10	Tax Distribution	0	19.35	C
07/11	Tax Distribution	0	44.25	C
07/11	Tax Distribution	0	11.38	C
07/12	Tax Distribution	0	705.58	C
07/12	Tax Distribution	0	.27	C
07/12	Tax Distribution	0	12.34	C
07/13	Tax Distribution	0	14.76	C
07/13	Tax Distribution	0	6.61	C
07/13	Tax Distribution	0	9.58	C
07/16	Tax Distribution	0	33.99	C
07/16	Tax Distribution	0	42.45	C
07/16	Tax Distribution	0	44.52	C
07/16	Tax Distribution	0	134.35	C
07/17	Tax Distribution	0	7.96	C
07/17	Tax Distribution	0	27.20	C
07/17	Tax Distribution	0	6.22	C
07/19	Tax Distribution	0	7.57	C
07/20	Tax Distribution	0	26.16	C
07/23	Tax Distribution	0	11.87	C
07/26	Tax Distribution	0	10.64	C
07/27	Tax Distribution	0	42.50	C
07/27	Tax Distribution	0	18.69	C
07/30	Tax Distribution	0	17.75	C
07/30	Tax Distribution	0	9.78	C
07/30	Tax Distribution	0	27.47	C
07/31	Tax Distribution	0	2.47	C
08/01	Tax Distribution	0	43.85	C
08/01	Tax Distribution	0	.14	C
08/02	Tax Distribution	0	2.21	C
08/02	Tax Distribution	0	6.45	C



Yavapai County Treasurer

Monthly Statement

Date Range: 7/1/2018 to 10/31/2018

08/03	Tax Distribution	0	3.17	C
08/03	Tax Distribution	0	16.58	C
08/03	Tax Distribution	0	47.80	C
08/06	Tax Distribution	0	16.02	C
08/06	Tax Distribution	0	.68	C
08/07	Tax Distribution	0	6.00	C
08/07	Tax Distribution	0	9.27	C
08/07	Tax Distribution	0	8.87	C
08/09	Tax Distribution	0	16.75	C
08/10	Tax Distribution	0	11.67	C
08/10	Tax Distribution	0	34.61	C
08/10	Tax Distribution	0	37.39	C
08/13	Tax Distribution	0	68.67	C
08/13	Tax Distribution	0	153.78	C
08/14	Tax Distribution	0	27.13	C
08/15	Tax Distribution	0	8.30	C
08/16	Tax Distribution	0	22.98	C
08/17	Tax Distribution	0	117.15	C
08/20	Tax Distribution	0	13.77	C
08/20	Tax Distribution	0	42.92	C
08/21	Tax Distribution	0	15.11	C
08/22	Tax Distribution	0	42.23	C
08/22	Tax Distribution	0	21.90	C
08/23	Tax Distribution	0	7.43	C
08/24	Tax Distribution	0	55.06	C
08/24	Tax Distribution	0	52.90	C
08/27	Tax Distribution	0	48.72	C
08/27	Tax Distribution	0	2.21	C
08/27	Tax Distribution	0	69.56	C
08/27	Tax Distribution	0	32.07	C
08/28	Tax Distribution	0	125.85	C
08/28	Tax Distribution	0	(16.16)	C
08/29	Tax Distribution	0	.19	C
08/30	Tax Distribution	0	27.13	C
08/30	Tax Distribution	0	11.15	C
08/31	Tax Distribution	0	4.22	C
08/31	Tax Distribution	0	23.75	C
09/04	Tax Distribution	0	.18	C
09/04	Tax Distribution	0	6.37	C
09/05	Tax Distribution	0	(.43)	C
09/05	Tax Distribution	0	14.81	C
09/06	Tax Distribution	0	36.49	C
09/07	Tax Distribution	0	23.56	C
09/10	Tax Distribution	0	5.78	C
09/10	Tax Distribution	0	136.42	C
09/11	Tax Distribution	0	9.78	C
09/14	Tax Distribution	0	48.95	C
09/17	Tax Distribution	0	15.14	C
09/17	Tax Distribution	0	5.20	C



Yavapai County Treasurer

Monthly Statement

Date Range: 7/1/2018 to 10/31/2018

09/18	Tax Distribution	0	10.03	C
09/18	Tax Distribution	0	(62.75)	C
09/18	Tax Distribution	0	6.02	C
09/19	Tax Distribution	0	17.59	C
09/20	Tax Distribution	0	21.07	C
09/21	Tax Distribution	0	11.98	C
09/24	Tax Distribution	0	5.08	C
09/25	Tax Distribution	0	56.27	C
09/26	Tax Distribution	0	10.93	C
09/26	Tax Distribution	0	6.02	C
09/27	Tax Distribution	0	5.44	C
10/02	Tax Distribution	0	149.69	C
10/03	Tax Distribution	0	129.02	C
10/04	Tax Distribution	0	6.29	C
10/05	Tax Distribution	0	.25	C
10/05	Tax Distribution	0	12.52	C
10/09	Tax Distribution	0	14.46	C
10/10	Tax Distribution	0	18.83	C
10/11	Tax Distribution	0	16.65	C
10/11	Tax Distribution	0	6.94	C
10/12	Tax Distribution	0	26.07	C
10/12	Tax Distribution	0	4.41	C
10/12	Tax Distribution	0	2.88	C
10/15	Tax Distribution	0	39.14	C
10/16	Tax Distribution	0	14.16	C
10/16	Tax Distribution	0	13.59	C
10/17	Tax Distribution	0	11.31	C
10/17	Tax Distribution	0	42.78	C
10/19	Tax Distribution	0	13.67	C
10/19	Tax Distribution	0	188.66	C
10/22	Tax Distribution	0	5.01	C
10/22	Tax Distribution	0	9.13	C
10/25	Tax Distribution	0	4.26	C
10/25	Tax Distribution	0	.27	C
10/26	Tax Distribution	0	54.81	C
10/29	Tax Distribution	0	12.86	C
10/30	Tax Distribution	0	175.59	C
10/30	Tax Distribution	0	10.55	C
10/31	Tax Distribution	0	43.74	C
10/31	Tax Distribution	0	115.37	C
10/31	Tax Distribution	0	26.46	C
11100.2018 2018 Real Estate Taxes			Source Code Total: 170,049.23	
09/14	Tax Distribution	0	6.79	C
09/17	Tax Distribution	0	27.29	C
09/18	Tax Distribution	0	45.62	C
09/18	Tax Distribution	0	35.91	C
09/18	Tax Distribution	0	45.24	C
09/19	Tax Distribution	0	92.78	C
09/20	Tax Distribution	0	73.55	C



Yavapai County Treasurer

Monthly Statement

Date Range: 7/1/2018 to 10/31/2018

09/20	Tax Distribution	0	56.09	C
09/21	Tax Distribution	0	38.26	C
09/21	Tax Distribution	0	13.99	C
09/21	Tax Distribution	0	35.39	C
09/21	Tax Distribution	0	23.34	C
09/24	Tax Distribution	0	4.99	C
09/24	Tax Distribution	0	35.51	C
09/24	Tax Distribution	0	132.34	C
09/25	Tax Distribution	0	15.26	C
09/25	Tax Distribution	0	18.24	C
09/25	Tax Distribution	0	74.24	C
09/25	Tax Distribution	0	210.30	C
09/26	Tax Distribution	0	100.18	C
09/26	Tax Distribution	0	213.47	C
09/26	Tax Distribution	0	113.94	C
09/26	Tax Distribution	0	26.33	C
09/26	Tax Distribution	0	35.65	C
09/27	Tax Distribution	0	152.22	C
09/27	Tax Distribution	0	10.49	C
09/27	Tax Distribution	0	25.58	C
09/27	Tax Distribution	0	41.63	C
09/27	Tax Distribution	0	90.63	C
09/28	Tax Distribution	0	51.66	C
09/28	Tax Distribution	0	23.00	C
09/28	Tax Distribution	0	65.49	C
09/28	Tax Distribution	0	225.63	C
10/01	Tax Distribution	0	236.60	C
10/01	Tax Distribution	0	20.68	C
10/01	Tax Distribution	0	123.41	C
10/01	Tax Distribution	0	34.84	C
10/02	Tax Distribution	0	455.89	C
10/02	Tax Distribution	0	96.52	C
10/02	Tax Distribution	0	47.13	C
10/02	Tax Distribution	0	5.22	C
10/03	Tax Distribution	0	1,182.92	C
10/03	Tax Distribution	0	16.01	C
10/03	Tax Distribution	0	54.09	C
10/03	Tax Distribution	0	44.13	C
10/04	Tax Distribution	0	908.23	C
10/04	Tax Distribution	0	172.30	C
10/04	Tax Distribution	0	72.06	C
10/05	Tax Distribution	0	466.71	C
10/05	Tax Distribution	0	41.67	C
10/05	Tax Distribution	0	553.69	C
10/05	Tax Distribution	0	45.49	C
10/08	Tax Distribution	0	468.29	C
10/08	Tax Distribution	0	14.62	C
10/08	Tax Distribution	0	185.76	C
10/08	Tax Distribution	0	314.42	C



Yavapai County Treasurer

Monthly Statement

Date Range: 7/1/2018 to 10/31/2018

10/08	Tax Distribution	0	26.45	C
10/09	Tax Distribution	0	855.92	C
10/09	Tax Distribution	0	58.81	C
10/09	Tax Distribution	0	188.52	C
10/10	Tax Distribution	0	701.89	C
10/10	Tax Distribution	0	84.40	C
10/10	Tax Distribution	0	7,533.45	C
10/10	Tax Distribution	0	872.19	C
10/10	Tax Distribution	0	8.87	C
10/11	Tax Distribution	0	1,003.18	C
10/11	Tax Distribution	0	51.22	C
10/11	Tax Distribution	0	166.41	C
10/11	Tax Distribution	0	1.94	C
10/11	Tax Distribution	0	27.39	C
10/11	Tax Distribution	0	378.31	C
10/12	Tax Distribution	0	714.29	C
10/12	Tax Distribution	0	146.38	C
10/12	Tax Distribution	0	13,728.16	C
10/12	Tax Distribution	0	211.99	C
10/12	Tax Distribution	0	82.16	C
10/12	Tax Distribution	0	23.01	C
10/15	Tax Distribution	0	1,326.18	C
10/15	Tax Distribution	0	14.93	C
10/15	Tax Distribution	0	86.42	C
10/15	Tax Distribution	0	6,900.57	C
10/15	Tax Distribution	0	36.02	C
10/15	Tax Distribution	0	60.63	C
10/15	Tax Distribution	0	96.28	C
10/16	Tax Distribution	0	802.26	C
10/16	Tax Distribution	0	42.32	C
10/16	Tax Distribution	0	103.67	C
10/16	Tax Distribution	0	3,835.50	C
10/16	Tax Distribution	0	251.61	C
10/16	Tax Distribution	0	(10.11)	C
10/16	Tax Distribution	0	87.50	C
10/16	Tax Distribution	0	301.66	C
10/16	Tax Distribution	0	40.01	C
10/17	Tax Distribution	0	427.95	C
10/17	Tax Distribution	0	283.31	C
10/17	Tax Distribution	0	331.56	C
10/17	Tax Distribution	0	294.30	C
10/17	Tax Distribution	0	538.39	C
10/17	Tax Distribution	0	159.29	C
10/17	Tax Distribution	0	115.62	C
10/17	Tax Distribution	0	217.79	C
10/18	Tax Distribution	0	834.05	C
10/18	Tax Distribution	0	38.69	C
10/18	Tax Distribution	0	31.07	C
10/18	Tax Distribution	0	30.82	C



Yavapai County Treasurer

Monthly Statement

Date Range: 7/1/2018 to 10/31/2018

10/18	Tax Distribution	0	198.44	C
10/18	Tax Distribution	0	5,927.95	C
10/18	Tax Distribution	0	86.66	C
10/18	Tax Distribution	0	4.46	C
10/18	Tax Distribution	0	46.66	C
10/18	Tax Distribution	0	51.72	C
10/19	Tax Distribution	0	489.35	C
10/19	Tax Distribution	0	52.75	C
10/19	Tax Distribution	0	65.72	C
10/19	Tax Distribution	0	43.45	C
10/19	Tax Distribution	0	130.86	C
10/19	Tax Distribution	0	1,126.87	C
10/19	Tax Distribution	0	37.79	C
10/19	Tax Distribution	0	325.91	C
10/19	Tax Distribution	0	90.96	C
10/19	Tax Distribution	0	128.05	C
10/22	Tax Distribution	0	45.20	C
10/22	Tax Distribution	0	365.78	C
10/22	Tax Distribution	0	131.02	C
10/22	Tax Distribution	0	.06	C
10/22	Tax Distribution	0	456.94	C
10/22	Tax Distribution	0	4,663.02	C
10/22	Tax Distribution	0	100.27	C
10/22	Tax Distribution	0	124.45	C
10/22	Tax Distribution	0	538.85	C
10/23	Tax Distribution	0	921.66	C
10/23	Tax Distribution	0	18.74	C
10/23	Tax Distribution	0	20.41	C
10/23	Tax Distribution	0	373.30	C
10/23	Tax Distribution	0	53,418.79	C
10/23	Tax Distribution	0	124.47	C
10/23	Tax Distribution	0	(49.81)	C
10/23	Tax Distribution	0	71.63	C
10/23	Tax Distribution	0	1,743.81	C
10/23	Tax Distribution	0	155.60	C
10/24	Tax Distribution	0	1,243.43	C
10/24	Tax Distribution	0	48.05	C
10/24	Tax Distribution	0	68.78	C
10/24	Tax Distribution	0	18,843.40	C
10/24	Tax Distribution	0	190.20	C
10/24	Tax Distribution	0	24.18	C
10/24	Tax Distribution	0	267.93	C
10/24	Tax Distribution	0	6.52	C
10/25	Tax Distribution	0	398.95	C
10/25	Tax Distribution	0	467.02	C
10/25	Tax Distribution	0	8.07	C
10/25	Tax Distribution	0	502.51	C
10/25	Tax Distribution	0	1,304.29	C
10/25	Tax Distribution	0	40.22	C



Yavapai County Treasurer

Monthly Statement

Date Range: 7/1/2018 to 10/31/2018

10/25	Tax Distribution	0	96.02	C
10/25	Tax Distribution	0	143.32	C
10/25	Tax Distribution	0	106.14	C
10/26	Tax Distribution	0	654.57	C
10/26	Tax Distribution	0	66.62	C
10/26	Tax Distribution	0	87.60	C
10/26	Tax Distribution	0	4,032.88	C
10/26	Tax Distribution	0	811.49	C
10/26	Tax Distribution	0	9.75	C
10/26	Tax Distribution	0	383.44	C
10/29	Tax Distribution	0	823.76	C
10/29	Tax Distribution	0	122.67	C
10/29	Tax Distribution	0	153.90	C
10/29	Tax Distribution	0	7,320.08	C
10/29	Tax Distribution	0	689.08	C
10/29	Tax Distribution	0	6.26	C
10/30	Tax Distribution	0	1,041.36	C
10/30	Tax Distribution	0	13.07	C
10/30	Tax Distribution	0	28.52	C
10/30	Tax Distribution	0	34.12	C
10/30	Tax Distribution	0	339.48	C
10/30	Tax Distribution	0	(2.27)	C
10/30	Tax Distribution	0	3.32	C
10/30	Tax Distribution	0	843.61	C
10/31	Tax Distribution	0	1,270.05	C
10/31	Tax Distribution	0	221.66	C
10/31	Tax Distribution	0	3,150.94	C
10/31	Tax Distribution	0	111.19	C
10/31	Tax Distribution	0	94.04	C
10/31	Tax Distribution	0	51.17	C
10/31	Tax Distribution	0	31.11	C
12100.2007 2007 Personal Property Taxes			Source Code Total: 2.10	
07/25	Tax Distribution	0	2.10	C
12100.2008 2008 Personal Property Taxes			Source Code Total: 2.72	
07/25	Tax Distribution	0	2.72	C
12100.2009 2009 Personal Property Taxes			Source Code Total: 3.12	
07/25	Tax Distribution	0	2.92	C
08/15	Tax Distribution	0	.20	C
12100.2010 2010 Personal Property Taxes			Source Code Total: 2.39	
07/25	Tax Distribution	0	2.32	C
08/15	Tax Distribution	0	.07	C
12100.2011 2011 Personal Property Taxes			Source Code Total: 11.44	
07/25	Tax Distribution	0	3.08	C
08/15	Tax Distribution	0	1.26	C
09/21	Tax Distribution	0	7.10	C
12100.2012 2012 Personal Property Taxes			Source Code Total: 3.55	
07/25	Tax Distribution	0	2.51	C
08/15	Tax Distribution	0	1.04	C
12100.2013 2013 Personal Property Taxes			Source Code Total: 6.61	



Yavapai County Treasurer

Monthly Statement

Date Range: 7/1/2018 to 10/31/2018

07/09	Tax Distribution	0	.51	C
07/25	Tax Distribution	0	3.51	C
08/13	Tax Distribution	0	.52	C
08/15	Tax Distribution	0	1.46	C
09/13	Tax Distribution	0	.31	C
10/23	Tax Distribution	0	.30	C
12100.2014	2014 Personal Property Taxes		Source Code Total: 4.86	
07/25	Tax Distribution	0	3.39	C
08/15	Tax Distribution	0	1.47	C
12100.2015	2015 Personal Property Taxes		Source Code Total: 10.46	
07/25	Tax Distribution	0	3.40	C
07/27	Tax Distribution	0	1.51	C
08/15	Tax Distribution	0	1.43	C
08/22	Tax Distribution	0	1.55	C
10/26	Tax Distribution	0	2.57	C
12100.2016	2016 Personal Property Taxes		Source Code Total: 6.10	
07/25	Tax Distribution	0	3.19	C
08/15	Tax Distribution	0	1.33	C
09/06	Tax Distribution	0	1.58	C
12100.2017	2017 Personal Property Taxes		Source Code Total: 337.91	
07/02	Tax Distribution	0	23.78	C
07/02	Tax Distribution	0	8.69	C
07/03	Tax Distribution	0	.79	C
07/03	Tax Distribution	0	28.21	C
07/05	Tax Distribution	0	1.85	C
07/05	Tax Distribution	0	27.48	C
07/09	Tax Distribution	0	14.75	C
07/13	Tax Distribution	0	9.36	C
07/13	Tax Distribution	0	(3.97)	C
07/16	Tax Distribution	0	1.25	C
07/16	Tax Distribution	0	14.94	C
07/17	Tax Distribution	0	4.76	C
07/20	Tax Distribution	0	17.35	C
07/25	Tax Distribution	0	3.14	C
07/26	Tax Distribution	0	2.04	C
08/01	Tax Distribution	0	15.99	C
08/06	Tax Distribution	0	.83	C
08/09	Tax Distribution	0	2.53	C
08/13	Tax Distribution	0	109.52	C
08/15	Tax Distribution	0	1.28	C
08/20	Tax Distribution	0	3.75	C
08/23	Tax Distribution	0	11.27	C
08/27	Tax Distribution	0	3.84	C
08/27	Tax Distribution	0	2.84	C
08/29	Tax Distribution	0	1.19	C
09/05	Tax Distribution	0	4.43	C
09/06	Tax Distribution	0	.24	C
09/10	Tax Distribution	0	.07	C
10/08	Tax Distribution	0	11.07	C



Yavapai County Treasurer

Monthly Statement

Date Range: 7/1/2018 to 10/31/2018

10/10	Tax Distribution	0	1.83	C
10/11	Tax Distribution	0	.95	C
10/12	Tax Distribution	0	5.81	C
10/26	Tax Distribution	0	4.38	C
10/30	Tax Distribution	0	1.67	C
12100.2018	2018 Personal Property Taxes		Source Code Total: 3,872.57	
09/20	Tax Distribution	0	1.28	C
09/20	Tax Distribution	0	9.21	C
09/21	Tax Distribution	0	13.75	C
09/24	Tax Distribution	0	8.09	C
09/25	Tax Distribution	0	40.64	C
09/26	Tax Distribution	0	61.55	C
09/26	Tax Distribution	0	12.73	C
09/27	Tax Distribution	0	9.65	C
10/03	Tax Distribution	0	36.15	C
10/03	Tax Distribution	0	9.24	C
10/04	Tax Distribution	0	25.03	C
10/05	Tax Distribution	0	35.32	C
10/05	Tax Distribution	0	28.79	C
10/08	Tax Distribution	0	6.15	C
10/09	Tax Distribution	0	38.43	C
10/10	Tax Distribution	0	30.88	C
10/10	Tax Distribution	0	2.16	C
10/10	Tax Distribution	0	153.76	C
10/10	Tax Distribution	0	24.17	C
10/11	Tax Distribution	0	36.60	C
10/11	Tax Distribution	0	20.66	C
10/11	Tax Distribution	0	12.47	C
10/11	Tax Distribution	0	.78	C
10/11	Tax Distribution	0	14.99	C
10/12	Tax Distribution	0	10.72	C
10/12	Tax Distribution	0	676.13	C
10/15	Tax Distribution	0	119.94	C
10/15	Tax Distribution	0	2.61	C
10/15	Tax Distribution	0	315.51	C
10/16	Tax Distribution	0	26.98	C
10/16	Tax Distribution	0	124.85	C
10/16	Tax Distribution	0	5.13	C
10/16	Tax Distribution	0	4.35	C
10/17	Tax Distribution	0	15.59	C
10/17	Tax Distribution	0	18.50	C
10/18	Tax Distribution	0	17.74	C
10/18	Tax Distribution	0	319.47	C
10/18	Tax Distribution	0	2.73	C
10/19	Tax Distribution	0	4.84	C
10/19	Tax Distribution	0	17.10	C
10/19	Tax Distribution	0	59.69	C
10/19	Tax Distribution	0	17.04	C
10/22	Tax Distribution	0	25.97	C



Yavapai County Treasurer

Monthly Statement

Date Range: 7/1/2018 to 10/31/2018

10/22	Tax Distribution	0	4.99	C
10/22	Tax Distribution	0	259.66	C
10/22	Tax Distribution	0	5.87	C
10/22	Tax Distribution	0	8.51	C
10/23	Tax Distribution	0	67.04	C
10/23	Tax Distribution	0	28.21	C
10/23	Tax Distribution	0	18.92	C
10/23	Tax Distribution	0	222.45	C
10/23	Tax Distribution	0	7.99	C
10/23	Tax Distribution	0	24.96	C
10/24	Tax Distribution	0	49.95	C
10/24	Tax Distribution	0	8.87	C
10/24	Tax Distribution	0	8.05	C
10/24	Tax Distribution	0	19.96	C
10/24	Tax Distribution	0	162.06	C
10/24	Tax Distribution	0	2.08	C
10/24	Tax Distribution	0	8.56	C
10/25	Tax Distribution	0	13.46	C
10/25	Tax Distribution	0	29.56	C
10/25	Tax Distribution	0	17.39	C
10/26	Tax Distribution	0	5.69	C
10/26	Tax Distribution	0	126.99	C
10/26	Tax Distribution	0	2.32	C
10/29	Tax Distribution	0	19.06	C
10/29	Tax Distribution	0	12.24	C
10/29	Tax Distribution	0	45.99	C
10/29	Tax Distribution	0	4.29	C
10/30	Tax Distribution	0	19.43	C
10/30	Tax Distribution	0	25.40	C
10/30	Tax Distribution	0	.90	C
10/30	Tax Distribution	0	137.67	C
10/31	Tax Distribution	0	40.89	C
10/31	Tax Distribution	0	43.62	C
10/31	Tax Distribution	0	2.17	C
38109.0 Interest on Investments St Treas			Source Code Total: 1,644.33	
07/30	Investment Interest	0	543.94	C
07/30	Investment Interest	0	446.36	C
07/30	Investment Interest	0	9.12	C
07/30	Investment Interest	0	7.48	C
09/12	Investment Interest	0	4.54	C
09/12	Investment Interest	0	1.12	C
09/12	Investment Interest	0	506.94	C
09/12	Investment Interest	0	124.83	C
90002.0 Interest Pd on Tax Roll Corrections			Source Code Total: (4.43)	
09/18	68126 306-20-11305 2017 Adjustment/Corr Refund	68126	(4.43)	D
92185.0 Paying Agent Fees			Source Code Total: (420.00)	
08/13	67704 GADA SERIES 2007A-US BANK	67704	(420.00)	D
6065640700 Chino Valley Fire Dist BDS Ending Balance: 322,161.47				
Warrant Detail				



Yavapai County Treasurer

Monthly Statement

Date Range: 7/1/2018 to 10/31/2018

Payee Name	Warrant	Amount	Issue Dt	Status Dt	Voucher
	Count	Amount			

Chino Valley Fire District
Bank Reconciliation Summary
For the Bank Statement ending: 9/30/2018

BANK CONTROL ID: BDS - YAVAPAI COUNTY TREASURER		DESC: BOND DEBT SERVICE	ACCOUNT NO: 6-65640-7000
Beginning Balance:	09/01/18		\$145,997.12
Deposits and Credits:			\$3,361.58
Checks and Charges:			\$0.00
Adjustments:			\$0.00
Ending Balance Per Reconciliation:			<u>\$149,358.70</u>
Ending Balance Per Bank Statement:	09/30/18		\$149,358.70
* Outstanding Deposits and Credits:	09/30/18		\$0.00
* Outstanding Checks and Charges:	09/30/18		<u>(\$0.17)</u>
Ending Book Balance:	09/30/18		<u>\$149,358.53</u>

* Outstanding amounts are all outstanding credits and charges dated prior or equal to the Reconciliation date.

Chino Valley Fire District
BR Checks and Charges Cleared
For the Bank Statement ending:

Date	Document	Description	Module	Company	Amount
------	----------	-------------	--------	---------	--------

TOTAL CHECKS AND CHARGES CLEARED:

Chino Valley Fire District
BR Checks and Charges Outstanding
For the Bank Statement ending: 9/30/18

BDS		Yavapai County Treasurer		Bond Debt Service		6-65640-7000	
Date	Document	Description	Module	Company	Amount		
06/30/17	2017 Audit JE	To post adjustments to 2017 YE	GL	CHINOV	\$0.17		
TOTAL CHECKS AND CHARGES OUTSTANDING:					\$0.17		

Chino Valley Fire District
BR Deposits and Credits Cleared
For the Bank Statement ending: 9/30/18

BDS Yavapai County Treasurer Bond Debt Service 6-65640-7000

Date	Document	Description	Module	Company	Amount
09/30/18	BDS Cash	Tax & Interest Revenue	GL	CHINOV	\$3,354.59
09/30/18	Cash w/County	County adj	GL	CHINOV	\$6.99
TOTAL DEPOSITS AND CREDITS CLEARED:					\$3,361.58

Chino Valley Fire District
BR Deposits and Credits Outstanding
For the Bank Statement ending:

Date	Document	Description	Module	Company	Amount
------	----------	-------------	--------	---------	--------

TOTAL DEPOSITS AND CREDITS OUTSTANDING:

Document Number	Date	BR Status	Void?	Description	Date Cleared	Amount
MODULE: JOURNAL ENTRIES FROM GENERAL LEDGER						
BANK CONTROL ID: BDS - YAVAPAI COUNTY TREASURER						
BDS Cash	09/30/18	Marked	No	Tax & Interest Revenue	12/11/18	\$3,354.59
Cash w/County	09/30/18	Marked	No	County adj	12/11/18	\$6.99
SUB TOTAL FOR BANK:						\$3,361.58
TOTAL FOR MODULE:						\$3,361.58

Chino Valley Fire District
BR Adjustments Report
For the Bank Statement ending:

Date	Document	Description	GL Account	Offset Amt	Adj. Amt
------	----------	-------------	------------	------------	----------

DOCUMENT:

ADJUSTMENT DOCUMENT " TOTAL:

TOTAL FOR ALL ADJUSTMENTS:

12/12/18
7:53:54 AM

Chino Valley Fire District
Income Statement
(Original Budget to Actual Comparison)
For the period of 9/1/2018 Through 9/30/2018

Fund: (40) Bond Service Fund

	Account	Actual	Current Period Budget	Variance	%	Actual	Year To Date Budget	Variance	%
<u>Revenues</u>									
Real Estate Tax	40420000002	\$2,556.11	\$0.00	\$2,556.11	0.0%	\$6,073.33	\$0.00	\$6,073.33	0.0%
Personal Tax Revenue	40420500000	170.80	0.00	170.80	0.0	519.58	0.00	519.58	0.0
Net Revenues		\$2,726.91	\$0.00	\$2,726.91	0.0 %	\$6,592.91	\$0.00	\$6,592.91	0.0 %
<u>Fund Raising Expenses</u>									
BDS - Bank Agent Fees	40640500000	\$0.00	\$0.00	\$0.00	0.0%	\$420.00	\$0.00	\$(420.00)	0.0%
Total Fund Raising Expenses		\$0.00	\$0.00	\$0.00	0.0 %	\$420.00	\$0.00	\$(420.00)	0.0 %
Total Expenses						\$420.00		\$(420.00)	
Income (Loss) from Operations		\$2,726.91	\$0.00	\$2,726.91	0.0%	\$6,172.91	\$0.00	\$6,172.91	0.0%
<u>Other Income (Expense)</u>									
Bond Debt Service Interest Revenue	40430000000	\$634.67	\$0.00	\$634.67	0.0%	\$1,639.60	\$0.00	\$1,639.60	0.0%
Capital Outlay-Building - OPS	40772030000	(739.17)	0.00	(739.17)	0.0	(4,332.27)	0.00	(4,332.27)	0.0
Capital Outlay-Vehicles/OPS	40773030000	0.00	0.00	0.00	0.0	(1,684.49)	0.00	(1,684.49)	0.0
Total Other Income (Expense)		\$(104.50)	\$0.00	\$(104.50)	0.0 %	\$(4,377.16)	\$0.00	\$(4,377.16)	0.0 %
Net Income (Loss)		\$2,622.41	\$0.00	\$2,622.41	0.0%	\$1,795.75	\$0.00	\$1,795.75	0.0%

12/12/18
7:54:00 AM

Chino Valley Fire District

Balance Sheet

As of 9/30/2018

Fund: (40) Bond Service Fund

Account: (1105) Not Defined

Assets

Current Assets

Bond Debt Service	\$149,358.53	
Total Current Assets		\$149,358.53
Total Assets		\$149,358.53
Total Liabilities and Net Assets		\$0.00

Chino Valley Fire District
GL Account Ledger - Detail By Period
9/1/2018 through 9/30/2018

Batch	Journal	Entry #	Date	Job	Document	Description	Debits	Credits	Balance
40.1105.0.0.000			BOND DEBT SERVICE						\$145,996.95
1992	GJ	143063	09/30/18		BDS Cash	Tax & Interest Revenue	3,354.59	-	149,351.54
1994	GJ	143071	09/30/18		Cash w/County	County adj	6.99	-	149,358.53
BOND DEBT SERVICE TOTALS:							\$3,361.58	\$0.00	\$149,358.53
TOTAL OF LEDGER:							\$3,361.58	\$0.00	\$149,358.53

Chino Valley Fire District
GL Trial Balance Worksheet
For The Period of 9/1/2018 through 9/30/2018

Account	Description	Balances				Adjustments
		Beginning	Debits	Credits	Ending	
10.1100.0.0.000	Cash with Yavapai County	\$133,682.48	\$28,566.56	\$12,961.33	\$149,287.71	
TOTALS:		<u>\$133,682.48</u>	<u>\$28,566.56</u>	<u>\$12,961.33</u>	<u>\$149,287.71</u>	

* Inactive accounts are marked and appear in grey.

Chino Valley Fire District

Bond Fund 2007 had no activity for the month of September, 2018.

Please see Yavapai County Treasurer's monthly statement (7/1/2018 to 10/31/2018)



Yavapai County Treasurer

Monthly Statement

Date Range: 7/1/2018 to 10/31/2018

Account	Period	YTD		
6065640000	Chino Valley Fire Dist Bond Fund			
Begin Balance:	582,005.29	582,005.29		
Income:	.00	.00		
LOC Advance:	.00	.00		
Expense:	(9,461.76)	(9,461.76)	LOC:	.00
LOC Payments:	.00	.00	Warrants Outstanding:	.00
Cash Balance:	572,543.53	572,543.53	End:	572,543.53

Monthly Statement Summary

Source Code	Description	MTDAmount	YTDAmount
6065640000	Chino Valley Fire Dist Bond Fund	Beginning Balance:	582,005.29
91032.0	Warrants Redeemed	(9,461.76)	(9,461.76)
	Ending Balance:	572,543.53	572,543.53

Monthly Statement Detail

Date	Notes	Doc #	Amount	C/D
6065640000 Chino Valley Fire Dist Bond Fund			Beginning Balance: 582,005.29	
91032.0 Warrants Redeemed			Source Code Total: (9,461.76)	
08/27	Paid Warrants	0	(2,183.00)	D
10/01	Paid Warrants	0	(282.75)	D
10/03	Paid Warrants	0	(456.42)	D
10/05	Paid Warrants	0	(2,650.00)	D
10/15	Paid Warrants	0	(1,652.26)	D
10/16	Paid Warrants	0	(117.33)	D
10/18	Paid Warrants	0	(1,325.00)	D
10/30	Paid Warrants	0	(795.00)	D
6065640000 Chino Valley Fire Dist Bond Fund			Ending Balance: 572,543.53	

Warrant Detail

Payee Name	Warrant	Amount	Issue Dt	Status Dt	Voucher
6065640000 Chino Valley Fire Dist Bond Fund					Account Total: 9,461.76
Fund: 0656					Fund Total: 9,461.76
Status: PAID					Status Total: 9,461.76
/	0705560355	196.22	09/24/18	10/03/18	
/	0706560346	2,650.00	06/18/18	10/05/18	
/	0706560347	21.28	07/16/18	10/15/18	
/	0706560348	1,630.98	07/16/18	10/15/18	
/	0706560349	63.82	07/30/18	10/16/18	
/	0706560350	53.51	07/30/18	10/16/18	
/	0706560351	2,183.00	08/13/18	08/27/18	
/	0706560352	1,325.00	08/27/18	10/18/18	
/	0706560353	260.20	09/10/18	10/03/18	
/	0706560356	795.00	10/22/18	10/30/18	
/	0756560354	282.75	09/24/18	10/01/18	
	Count	Amount			
Total PAID:	11	9,461.76			

October

The Chino Valley Fire District Board of Directors have reviewed and approved the following monthly financial documents to include Income Statements, Balance Sheets, and Bank Reconciliations with supporting documents, Revenue and Expenditure Graphs, and Cash Flow Projections in compliance with ARS §48-805, 807:

CVFD General Fund

CVFD Bond Debt Service

CVFD Bond Fund, 2007

Fire Board Chairperson

Date

Fire Board Clerk

Date

Signature indicating approval on next page.

CHINO VALLEY FIRE DISTRICT
CHECK RECONCILIATION OCTOBER, 2018

Reconciliation:

Beginning Balance:	\$ 149,287.71
Deposits:	\$ 1,750,194.71
Transfer Out - Fire Authority:	
ADOT & Fish and Game In Lieu:	\$ -
Disbursements:	\$ (1,808.75)
Transfer In-CAFMA	\$ -
County error	\$ 1.58
Ending Balance:	\$ 1,897,675.25

Difference Between Balances: \$ -

Bank Statement Balance:

Balance Per Bank:	\$ 1,897,875.03
Outstanding Checks:	
Outstanding Deposits:	\$ 1,828.54
A/P Adjustments:	\$ (2,028.32)
Reversing Entry:	\$ -
County error	

Ending Balance: \$ 1,897,675.25

G/L Ending Balance: \$ 1,897,675.25

\$ 1,897,675.25

Deposits Per Bank Statement:

Real Estate Taxes:	\$ 1,575,491.98
Personal Property Taxes:	\$ 34,889.50
Fire District Assistance Tax:	\$ 139,813.23
Fire District Deposit:	\$ -
Transfer Out-Fire Authority:	
ADOT & Fish and Game In Lieu:	\$ -
NSF Check Returned:	\$ -
Adjustments (Warrants Issued):	\$ -
Interest Income:	
Correct errors made by County	
Ending Balance:	\$ 1,750,194.71

Bank Reconciliation Register:

Checks From Accounts Payable:	\$ 1,808.75
Checks From Payroll:	
Total Checks:	\$ 1,808.75

Deposits From Accounts Receivable:	\$ -
Journal Entries From General Ledger:	\$ 1,750,194.71
NSF Checks Returned:	\$ -
Transfer In-CAFMA	\$ -
Ending Balance:	\$ 1,750,194.71

Reconciliation Approved By:

Scott A Freitag

Scott Freitag, Fire Chief

Digitally signed by Scott A Freitag
Date: 2018.12.06 19:47:51 -07'00'

Reconciliation Reviewed By:

Dave Tharp

David Tharp, Assistant Chief of Administration

Digitally signed by Dave Tharp
Date: 2018.12.06 15:00:37 -07'00'

Reconciliation Prepared By:

Debbie Spingola

Debbie Spingola, Finance Manager

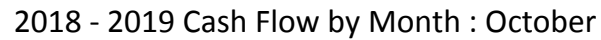
Digitally signed by Debbie Spingola
Date: 2018.12.06 12:41:25 -07'00'

**Chino Valley Fire District
General Fund Tax Collection Information**

Total Levy Month	FY 15-16 \$3,481,052 Collected	FY 16-17 \$3,547,699 Collected	FY 17-18 \$3,707,996 Collected	FY 18-19 \$3,926,501 Collected
July	\$32,572	\$10,160	\$24,936	\$21,890
%	0.936%	0.286%	0.672%	0.557%
% To Date	0.9357%	0.2864%	0.6725%	0.5575%
August	\$26,909	\$18,803	\$10,622	\$12,226
%	0.773%	0.530%	0.286%	0.311%
% To Date	1.7087%	0.8164%	0.9590%	0.8688%
September	\$296,716	\$182,315	\$178,141	\$25,209
%	8.524%	5.139%	4.804%	0.642%
% To Date	10.2324%	5.9553%	5.7632%	1.5109%
October	\$1,237,993	\$834,512	\$1,503,325	\$1,610,381
%	35.564%	23.523%	40.543%	41.013%
% To Date	45.7962%	29.4779%	46.3060%	42.5240%
November	\$289,817	\$866,615	\$290,266	\$0
%	8.326%	24.428%	7.828%	0.000%
% To Date	54.1218%	53.9055%	54.1341%	42.5240%
December	\$220,662	\$227,672	\$223,661	\$0
%	6.3389%	6.4175%	6.0319%	0.0000%
% To Date	60.4607%	60.3229%	60.1659%	42.5240%
January	\$76,744	\$89,048	\$153,278	\$0
%	2.2046%	2.5100%	4.1337%	0.0000%
% To Date	62.6653%	62.8330%	64.2997%	42.5240%
February	\$87,184	\$94,094	\$95,262	\$0
%	2.5045%	2.6523%	2.5691%	0.0000%
% To Date	65.1698%	65.4852%	66.8688%	42.5240%
March	\$124,511	\$141,015	\$127,298	\$0
%	3.5768%	3.9748%	3.4331%	0.0000%
% To Date	68.7467%	69.4600%	70.3018%	42.5240%
April	\$910,876	\$821,855	\$794,289	\$0
%	26.1667%	23.1659%	21.4210%	0.0000%
% To Date	94.9134%	92.6259%	91.7228%	42.5240%
May	\$125,156	\$195,151	\$238,700	\$0
%	3.5954%	5.5008%	6.4374%	0.0000%
% To Date	98.5087%	98.1267%	98.1602%	42.5240%
June	\$66,848	\$66,097	\$80,520	\$0
%	1.9203%	1.8631%	2.1715%	0.0000%
% To Date	100.4290%	99.9898%	100.3318%	42.5240%
TOTALS	\$3,495,987	\$3,547,337	\$3,720,297	\$1,669,705
Delinquency	-0.4290%	0.0102%	-0.3318%	57.4760%

**Chino Valley Fire District
FDAT Collection Information**

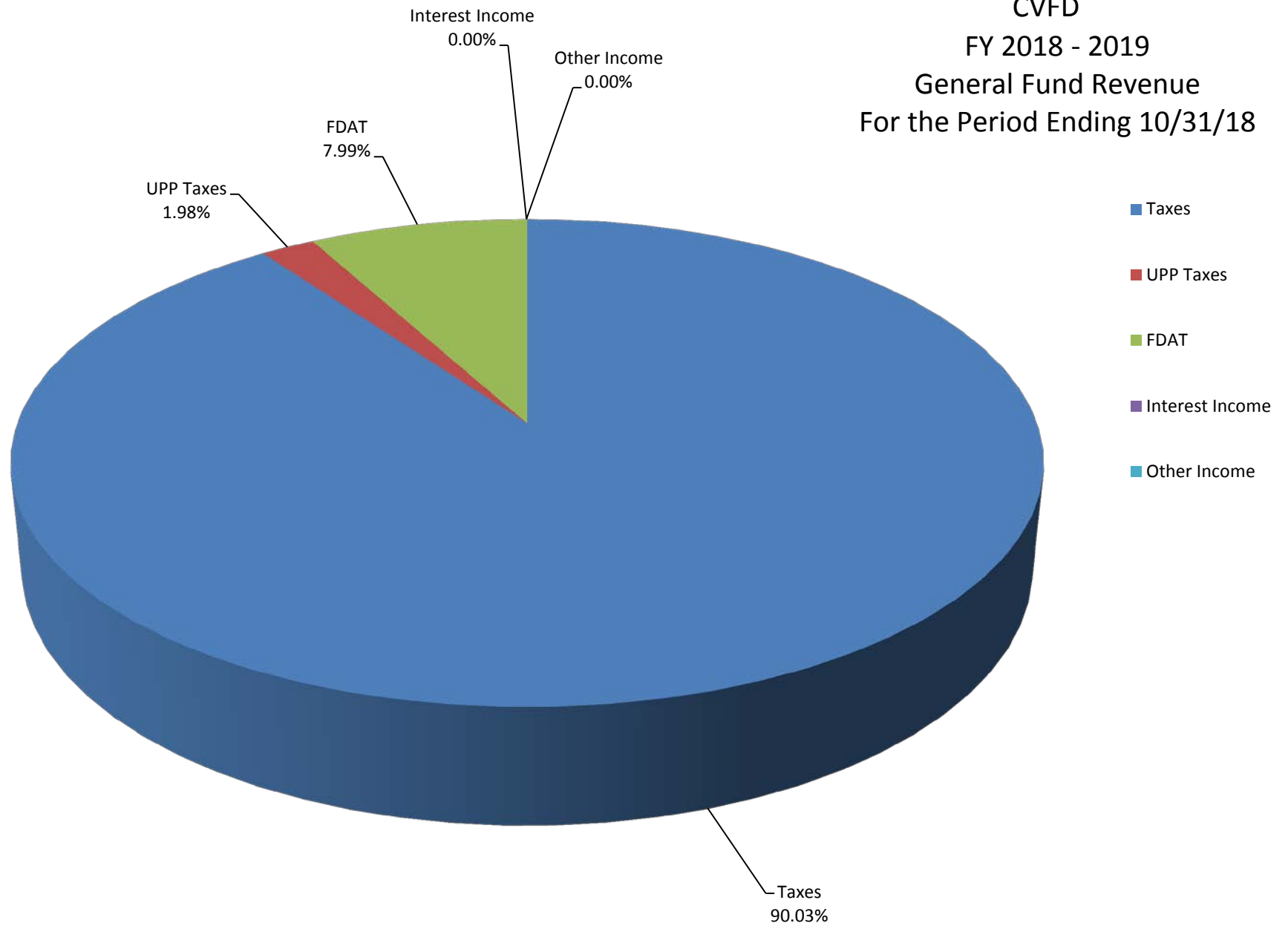
Total Levy Month	FY 15-16 \$313,900 Collected	FY 16-17 \$313,900 Collected	FY 17-18 \$333,290 Collected	FY 18-19 \$333,290 Collected
July	\$2,501	\$1,423	\$1,630	\$1,238
%	0.797%	0.453%	0.489%	0.371%
% To Date	0.7966%	0.4533%	0.4891%	0.3715%
August	\$1,456	\$661	\$554	\$707
%	0.464%	0.211%	0.166%	0.212%
% To Date	1.2606%	0.6638%	0.6553%	0.5835%
September	\$26,332	\$8,777	\$12,654	\$3,182
%	8.389%	2.796%	3.797%	0.955%
% To Date	9.6492%	3.4600%	4.4520%	1.5382%
October	\$97,909	\$86,411	\$93,081	\$139,813
%	31.191%	27.528%	27.928%	41.949%
% To Date	40.8405%	30.9881%	32.3799%	43.4877%
November	\$43,410	\$75,219	\$74,651	\$0
%	13.8292%	23.9628%	22.3983%	0.0000%
% To Date	54.6697%	54.9510%	54.7782%	43.4877%
December	\$20,201	\$24,923	\$21,663	\$0
%	6.4354%	7.9398%	6.4997%	0.0000%
% To Date	61.1052%	62.8907%	61.2779%	43.4877%
January	\$10,565	\$11,762	\$16,138	\$0
%	3.3658%	3.7471%	4.8420%	0.0000%
% To Date	64.4710%	66.6378%	66.1199%	43.4877%
February	\$7,946	\$8,291	\$8,056	\$0
%	2.531%	2.641%	2.417%	0.000%
% To Date	67.0024%	69.2790%	68.5368%	43.4877%
March	\$12,018	\$12,638	\$12,174	\$0
%	3.8286%	4.0263%	3.6528%	0.0000%
% To Date	70.8310%	73.3052%	72.1897%	43.4877%
April	\$35,416	\$62,586	\$63,209	\$0
%	11.2825%	19.9382%	18.9651%	0.0000%
% To Date	82.1134%	93.2434%	91.1548%	43.4877%
May	\$51,376	\$23,662	\$23,731	\$0
%	16.3671%	7.5381%	7.1201%	0.0000%
% To Date	98.4805%	100.7815%	98.2749%	43.4877%
June	\$6,266	\$4,682	\$5,094	\$0
%	1.9962%	1.4917%	1.5285%	0.0000%
% To Date	100.4767%	102.2732%	99.8034%	43.4877%
TOTALS	\$315,396	\$321,035	\$332,635	\$144,940
Delinquency	-0.4767%	-2.2732%	0.1966%	56.5123%
	100.0000%	100.0000%	100.0000%	100.0000%



	Actual				Projected							
	July	Aug.	Sept.	Oct.	Nov.	Dec.	Jan.	Feb.	March	April	May	June
Revenues:												
Taxes	21,890	12,226	25,209	1,610,383	327,208	327,208	327,208	327,208	327,208	327,208	327,208	327,208
FDAT	1,238	707	3,182	139,813	27,774	27,774	27,774	27,774	27,774	27,774	27,774	27,774
Interest Income	368	-	147	-	381	1,039	813	-	214	-	532	-
Other Income	-	-	-	-	167	167	167	167	167	167	167	167
RevenueTotals:	23,496	12,932	28,538	1,750,196	355,530	356,188	355,962	355,149	355,363	355,149	355,681	355,149

[illegible][illegible]

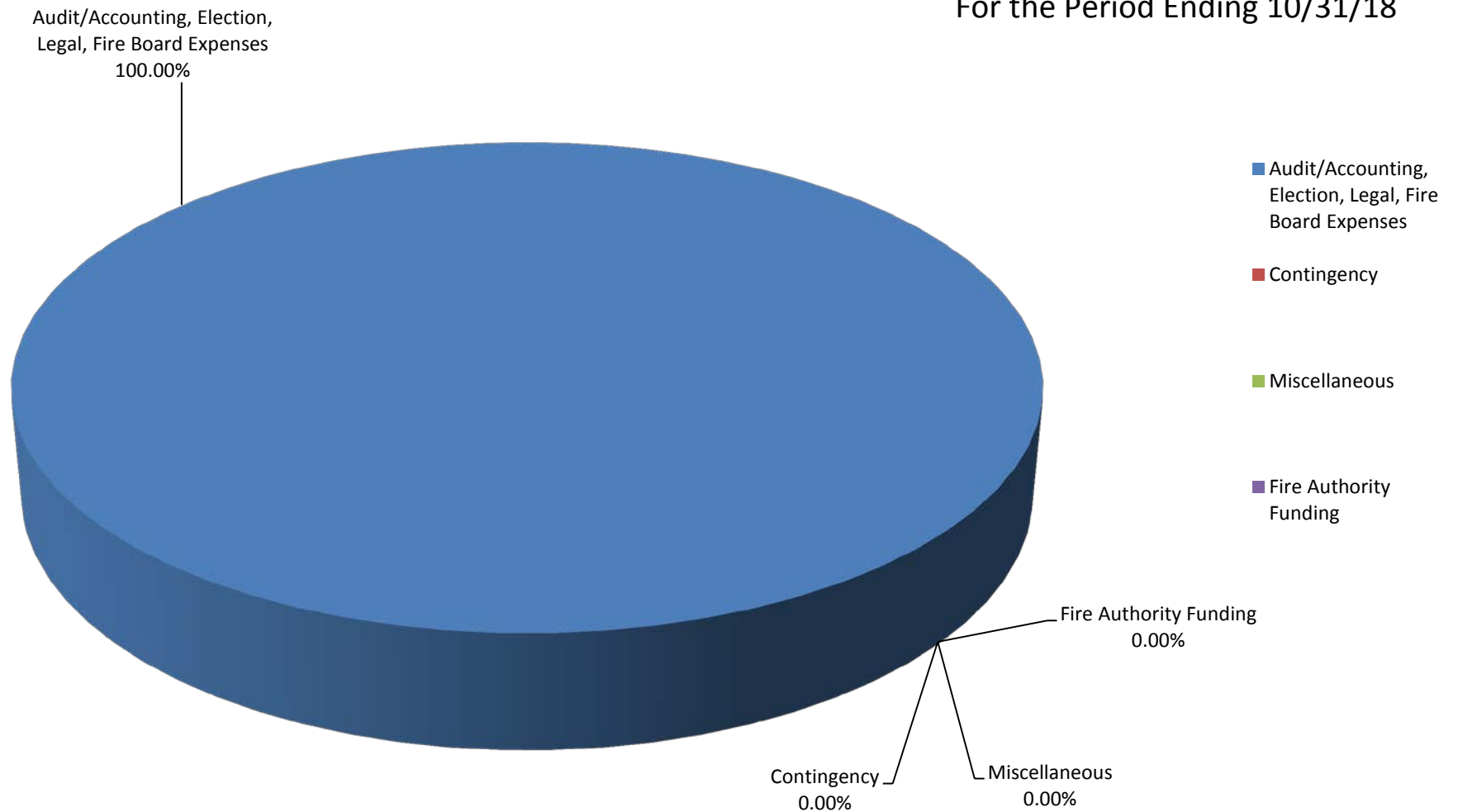
CVFD
FY 2018 - 2019
General Fund Revenue
For the Period Ending 10/31/18



CHINO VALLEY FIRE DISTRICT**REVENUE**

	Current Month Revenue	YTD Budget	
Taxes	\$ 1,575,492	\$ 3,547,699	90.03
UPP Taxes	\$ 34,890	\$ -	1.98
FDAT	\$ 139,813	\$ 313,900	7.99
Interest Income	\$ -	\$ -	0.00
Other Income	\$ -	\$ 2,000	0.00
	\$ 1,750,195	\$ 3,863,599	100.00

CVFD
FY 2018 - 2019
General Fund Expenditures
For the Period Ending 10/31/18



CHINO VALLEY FIRE DISTRICT**EXPENSES**

	Current Month Actual	YTD Budget	
Audit/Accounting, Election, Legal, Fire Board Expenses	\$ 1,809	\$ 29,000	100.00
Contingency	\$ -	\$ 20,000	-
Miscellaneous	\$ -	\$ -	-
Fire Authority Funding	\$ 0	\$ 3,850,599	0.00
	\$ 1,809	\$ 3,899,599	100



Yavapai County Treasurer

Monthly Statement

Date Range: 7/1/2018 to 10/31/2018

Account	Period	YTD		
6065540000	Chino Valley Fire Dist GF			
Begin Balance:	212,468.11	212,468.11		
Income:	1,815,396.76	1,815,396.76		
LOC Advance:	.00	.00		
Expense:	(129,989.84)	(129,989.84)	LOC:	.00
LOC Payments:	.00	.00	Warrants Outstanding:	.00
Cash Balance:	1,897,875.03	1,897,875.03	End:	1,897,875.03

Monthly Statement Summary

Source Code	Description		MTDAmount	YTDAmount
6065540000	Chino Valley Fire Dist GF	Beginning Balance:	212,468.11	212,468.11
11100.2013	2013 Real Estate Taxes		170.25	170.25
11100.2015	2015 Real Estate Taxes		151.63	151.63
11100.2016	2016 Real Estate Taxes		20.66	20.66
11100.2017	2017 Real Estate Taxes		44,444.23	44,444.23
11100.2018	2018 Real Estate Taxes		1,585,315.44	1,585,315.44
12100.2004	2004 Personal Property Taxes		21.30	21.30
12100.2005	2005 Personal Property Taxes		21.73	21.73
12100.2006	2006 Personal Property Taxes		27.05	27.05
12100.2007	2007 Personal Property Taxes		27.53	27.53
12100.2008	2008 Personal Property Taxes		22.77	22.77
12100.2009	2009 Personal Property Taxes		24.73	24.73
12100.2010	2010 Personal Property Taxes		22.34	22.34
12100.2011	2011 Personal Property Taxes		95.48	95.48
12100.2012	2012 Personal Property Taxes		37.33	37.33
12100.2013	2013 Personal Property Taxes		49.71	49.71
12100.2014	2014 Personal Property Taxes		36.42	36.42
12100.2015	2015 Personal Property Taxes		82.77	82.77
12100.2016	2016 Personal Property Taxes		51.94	51.94
12100.2017	2017 Personal Property Taxes		2,980.79	2,980.79
12100.2018	2018 Personal Property Taxes		36,102.94	36,102.94
37150.0	FDAT Distributions		145,135.18	145,135.18
38109.0	Interest on Investments St Treas		554.54	554.54
90002.0	Interest Pd on Tax Roll Corrections		(39.07)	(39.07)
91032.0	Warrants Redeemed		(2,491.25)	(2,491.25)
91702.0	Transfer out		(127,459.52)	(127,459.52)
		Ending Balance:	1,897,875.03	1,897,875.03

Monthly Statement Detail

Date	Notes	Doc #	Amount	C/D
6065540000	Chino Valley Fire Dist GF		Beginning Balance: 212,468.11	
11100.2013	2013 Real Estate Taxes		Source Code Total: 170.25	
07/27	Tax Distribution	0	170.25	C
11100.2015	2015 Real Estate Taxes		Source Code Total: 151.63	



Yavapai County Treasurer

Monthly Statement

Date Range: 7/1/2018 to 10/31/2018

07/27	Tax Distribution	0	146.43	C
10/26	Tax Distribution	0	5.20	C
11100.2016	2016 Real Estate Taxes		Source Code Total: 20.66	
07/27	Tax Distribution	0	153.81	C
08/28	Tax Distribution	0	(135.58)	C
10/26	Tax Distribution	0	2.43	C
11100.2017	2017 Real Estate Taxes		Source Code Total: 44,444.23	
07/02	Tax Distribution	0	888.82	C
07/02	Tax Distribution	0	346.46	C
07/02	Tax Distribution	0	333.01	C
07/02	Tax Distribution	0	24.63	C
07/02	Tax Distribution	0	94.59	C
07/02	Tax Distribution	0	120.84	C
07/03	Tax Distribution	0	803.88	C
07/03	Tax Distribution	0	740.99	C
07/03	Tax Distribution	0	208.49	C
07/03	Tax Distribution	0	867.68	C
07/05	Tax Distribution	0	62.46	C
07/05	Tax Distribution	0	234.75	C
07/05	Tax Distribution	0	965.46	C
07/05	Tax Distribution	0	108.22	C
07/06	Tax Distribution	0	1,481.54	C
07/06	Tax Distribution	0	872.77	C
07/09	Tax Distribution	0	56.72	C
07/09	Tax Distribution	0	112.83	C
07/10	Tax Distribution	0	170.70	C
07/11	Tax Distribution	0	390.33	C
07/11	Tax Distribution	0	100.40	C
07/12	Tax Distribution	0	6,224.59	C
07/12	Tax Distribution	0	2.43	C
07/12	Tax Distribution	0	108.87	C
07/13	Tax Distribution	0	130.23	C
07/13	Tax Distribution	0	58.34	C
07/13	Tax Distribution	0	84.48	C
07/16	Tax Distribution	0	299.86	C
07/16	Tax Distribution	0	374.48	C
07/16	Tax Distribution	0	392.76	C
07/16	Tax Distribution	0	1,185.18	C
07/17	Tax Distribution	0	70.18	C
07/17	Tax Distribution	0	239.76	C
07/17	Tax Distribution	0	54.89	C
07/19	Tax Distribution	0	66.76	C
07/20	Tax Distribution	0	230.87	C
07/23	Tax Distribution	0	104.75	C
07/26	Tax Distribution	0	93.86	C
07/27	Tax Distribution	0	375.02	C
07/27	Tax Distribution	0	164.83	C
07/30	Tax Distribution	0	156.61	C
07/30	Tax Distribution	0	86.23	C



Yavapai County Treasurer

Monthly Statement

Date Range: 7/1/2018 to 10/31/2018

07/30	Tax Distribution	0	242.36	C
07/31	Tax Distribution	0	21.77	C
08/01	Tax Distribution	0	386.82	C
08/01	Tax Distribution	0	1.22	C
08/02	Tax Distribution	0	19.46	C
08/02	Tax Distribution	0	56.90	C
08/03	Tax Distribution	0	28.01	C
08/03	Tax Distribution	0	146.31	C
08/03	Tax Distribution	0	421.68	C
08/06	Tax Distribution	0	141.34	C
08/06	Tax Distribution	0	6.02	C
08/07	Tax Distribution	0	52.90	C
08/07	Tax Distribution	0	81.77	C
08/07	Tax Distribution	0	78.22	C
08/09	Tax Distribution	0	147.85	C
08/10	Tax Distribution	0	102.97	C
08/10	Tax Distribution	0	305.31	C
08/10	Tax Distribution	0	329.82	C
08/13	Tax Distribution	0	605.75	C
08/13	Tax Distribution	0	1,356.57	C
08/14	Tax Distribution	0	239.29	C
08/15	Tax Distribution	0	73.22	C
08/16	Tax Distribution	0	202.74	C
08/17	Tax Distribution	0	1,033.46	C
08/20	Tax Distribution	0	121.53	C
08/20	Tax Distribution	0	378.59	C
08/21	Tax Distribution	0	133.25	C
08/22	Tax Distribution	0	372.54	C
08/22	Tax Distribution	0	193.20	C
08/23	Tax Distribution	0	65.49	C
08/24	Tax Distribution	0	485.48	C
08/24	Tax Distribution	0	466.69	C
08/27	Tax Distribution	0	429.76	C
08/27	Tax Distribution	0	19.52	C
08/27	Tax Distribution	0	613.60	C
08/27	Tax Distribution	0	282.98	C
08/28	Tax Distribution	0	1,110.16	C
08/28	Tax Distribution	0	(142.36)	C
08/29	Tax Distribution	0	1.63	C
08/30	Tax Distribution	0	239.29	C
08/30	Tax Distribution	0	98.35	C
08/31	Tax Distribution	0	37.20	C
08/31	Tax Distribution	0	209.54	C
09/04	Tax Distribution	0	1.59	C
09/04	Tax Distribution	0	56.18	C
09/05	Tax Distribution	0	(3.65)	C
09/05	Tax Distribution	0	130.61	C
09/06	Tax Distribution	0	321.82	C
09/07	Tax Distribution	0	207.80	C



Yavapai County Treasurer

Monthly Statement

Date Range: 7/1/2018 to 10/31/2018

09/10	Tax Distribution	0	51.02	C
09/10	Tax Distribution	0	.01	C
09/10	Tax Distribution	0	1,203.45	C
09/11	Tax Distribution	0	86.23	C
09/14	Tax Distribution	0	431.83	C
09/17	Tax Distribution	0	133.55	C
09/17	Tax Distribution	0	45.87	C
09/18	Tax Distribution	0	88.43	C
09/18	Tax Distribution	0	(553.52)	C
09/18	Tax Distribution	0	53.13	C
09/19	Tax Distribution	0	155.15	C
09/20	Tax Distribution	0	185.85	C
09/21	Tax Distribution	0	105.66	C
09/24	Tax Distribution	0	44.84	C
09/25	Tax Distribution	0	496.37	C
09/26	Tax Distribution	0	96.46	C
09/26	Tax Distribution	0	53.13	C
09/27	Tax Distribution	0	47.98	C
10/02	Tax Distribution	0	1,320.53	C
10/03	Tax Distribution	0	1,138.18	C
10/04	Tax Distribution	0	55.47	C
10/05	Tax Distribution	0	2.25	C
10/05	Tax Distribution	0	110.45	C
10/09	Tax Distribution	0	127.54	C
10/10	Tax Distribution	0	166.09	C
10/11	Tax Distribution	0	146.85	C
10/11	Tax Distribution	0	61.22	C
10/12	Tax Distribution	0	229.93	C
10/12	Tax Distribution	0	38.93	C
10/12	Tax Distribution	0	25.44	C
10/15	Tax Distribution	0	345.28	C
10/16	Tax Distribution	0	124.92	C
10/16	Tax Distribution	0	119.93	C
10/17	Tax Distribution	0	99.75	C
10/17	Tax Distribution	0	377.36	C
10/19	Tax Distribution	0	120.56	C
10/19	Tax Distribution	0	1,664.32	C
10/22	Tax Distribution	0	44.19	C
10/22	Tax Distribution	0	80.53	C
10/25	Tax Distribution	0	37.62	C
10/25	Tax Distribution	0	2.43	C
10/26	Tax Distribution	0	483.56	C
10/29	Tax Distribution	0	113.40	C
10/30	Tax Distribution	0	1,548.95	C
10/30	Tax Distribution	0	93.09	C
10/31	Tax Distribution	0	385.85	C
10/31	Tax Distribution	0	1,017.69	C
10/31	Tax Distribution	0	233.38	C
11100.2018 2018 Real Estate Taxes			Source Code Total: 1,585,315.44	



Yavapai County Treasurer

Monthly Statement

Date Range: 7/1/2018 to 10/31/2018

09/14	Tax Distribution	0	63.33	C
09/17	Tax Distribution	0	254.45	C
09/18	Tax Distribution	0	334.77	C
09/18	Tax Distribution	0	421.80	C
09/18	Tax Distribution	0	425.29	C
09/19	Tax Distribution	0	864.94	C
09/20	Tax Distribution	0	685.80	C
09/20	Tax Distribution	0	522.91	C
09/21	Tax Distribution	0	356.67	C
09/21	Tax Distribution	0	130.41	C
09/21	Tax Distribution	0	329.88	C
09/21	Tax Distribution	0	217.55	C
09/24	Tax Distribution	0	46.49	C
09/24	Tax Distribution	0	331.06	C
09/24	Tax Distribution	0	1,233.77	C
09/25	Tax Distribution	0	142.27	C
09/25	Tax Distribution	0	170.06	C
09/25	Tax Distribution	0	692.17	C
09/25	Tax Distribution	0	1,960.69	C
09/26	Tax Distribution	0	933.97	C
09/26	Tax Distribution	0	1,990.13	C
09/26	Tax Distribution	0	1,062.15	C
09/26	Tax Distribution	0	245.48	C
09/26	Tax Distribution	0	332.38	C
09/27	Tax Distribution	0	1,419.06	C
09/27	Tax Distribution	0	97.75	C
09/27	Tax Distribution	0	238.47	C
09/27	Tax Distribution	0	388.05	C
09/27	Tax Distribution	0	844.94	C
09/28	Tax Distribution	0	481.67	C
09/28	Tax Distribution	0	214.35	C
09/28	Tax Distribution	0	610.59	C
09/28	Tax Distribution	0	2,103.48	C
10/01	Tax Distribution	0	2,205.76	C
10/01	Tax Distribution	0	192.82	C
10/01	Tax Distribution	0	1,150.27	C
10/01	Tax Distribution	0	324.82	C
10/02	Tax Distribution	0	4,250.23	C
10/02	Tax Distribution	0	899.88	C
10/02	Tax Distribution	0	439.39	C
10/02	Tax Distribution	0	48.64	C
10/03	Tax Distribution	0	11,027.77	C
10/03	Tax Distribution	0	149.25	C
10/03	Tax Distribution	0	504.23	C
10/03	Tax Distribution	0	411.47	C
10/04	Tax Distribution	0	8,467.29	C
10/04	Tax Distribution	0	1,606.16	C
10/04	Tax Distribution	0	671.76	C
10/05	Tax Distribution	0	4,351.09	C



Yavapai County Treasurer

Monthly Statement

Date Range: 7/1/2018 to 10/31/2018

10/05	Tax Distribution	0	388.53	C
10/05	Tax Distribution	0	5,161.83	C
10/05	Tax Distribution	0	424.01	C
10/08	Tax Distribution	0	4,366.10	C
10/08	Tax Distribution	0	136.26	C
10/08	Tax Distribution	0	1,731.88	C
10/08	Tax Distribution	0	2,931.26	C
10/08	Tax Distribution	0	246.67	C
10/09	Tax Distribution	0	7,979.39	C
10/09	Tax Distribution	0	548.27	C
10/09	Tax Distribution	0	1,757.49	C
10/10	Tax Distribution	0	6,543.59	C
10/10	Tax Distribution	0	786.72	C
10/10	Tax Distribution	0	70,232.33	C
10/10	Tax Distribution	0	8,131.21	C
10/10	Tax Distribution	0	82.66	C
10/11	Tax Distribution	0	9,352.25	C
10/11	Tax Distribution	0	477.52	C
10/11	Tax Distribution	0	1,551.43	C
10/11	Tax Distribution	0	18.07	C
10/11	Tax Distribution	0	255.33	C
10/11	Tax Distribution	0	3,526.81	C
10/12	Tax Distribution	0	6,658.74	C
10/12	Tax Distribution	0	1,364.61	C
10/12	Tax Distribution	0	127,985.08	C
10/12	Tax Distribution	0	1,976.51	C
10/12	Tax Distribution	0	765.99	C
10/12	Tax Distribution	0	214.47	C
10/15	Tax Distribution	0	12,363.78	C
10/15	Tax Distribution	0	139.17	C
10/15	Tax Distribution	0	805.68	C
10/15	Tax Distribution	0	64,332.23	C
10/15	Tax Distribution	0	335.80	C
10/15	Tax Distribution	0	565.22	C
10/15	Tax Distribution	0	897.59	C
10/16	Tax Distribution	0	7,479.20	C
10/16	Tax Distribution	0	394.50	C
10/16	Tax Distribution	0	966.33	C
10/16	Tax Distribution	0	35,757.87	C
10/16	Tax Distribution	0	2,345.59	C
10/16	Tax Distribution	0	(94.21)	C
10/16	Tax Distribution	0	815.68	C
10/16	Tax Distribution	0	2,812.09	C
10/16	Tax Distribution	0	373.03	C
10/17	Tax Distribution	0	3,989.70	C
10/17	Tax Distribution	0	2,641.77	C
10/17	Tax Distribution	0	3,091.06	C
10/17	Tax Distribution	0	2,743.68	C
10/17	Tax Distribution	0	5,019.30	C



Yavapai County Treasurer

Monthly Statement

Date Range: 7/1/2018 to 10/31/2018

10/17	Tax Distribution	0	1,485.00	C
10/17	Tax Distribution	0	1,078.04	C
10/17	Tax Distribution	0	2,030.36	C
10/18	Tax Distribution	0	7,775.18	C
10/18	Tax Distribution	0	360.61	C
10/18	Tax Distribution	0	289.71	C
10/18	Tax Distribution	0	287.36	C
10/18	Tax Distribution	0	1,850.12	C
10/18	Tax Distribution	0	55,264.49	C
10/18	Tax Distribution	0	807.93	C
10/18	Tax Distribution	0	41.56	C
10/18	Tax Distribution	0	434.94	C
10/18	Tax Distribution	0	482.15	C
10/19	Tax Distribution	0	4,561.98	C
10/19	Tax Distribution	0	491.81	C
10/19	Tax Distribution	0	612.75	C
10/19	Tax Distribution	0	405.02	C
10/19	Tax Distribution	0	1,219.94	C
10/19	Tax Distribution	0	10,505.59	C
10/19	Tax Distribution	0	352.32	C
10/19	Tax Distribution	0	3,038.31	C
10/19	Tax Distribution	0	847.98	C
10/19	Tax Distribution	0	1,193.74	C
10/22	Tax Distribution	0	3,410.11	C
10/22	Tax Distribution	0	1,221.40	C
10/22	Tax Distribution	0	.60	C
10/22	Tax Distribution	0	4,259.92	C
10/22	Tax Distribution	0	43,471.80	C
10/22	Tax Distribution	0	934.71	C
10/22	Tax Distribution	0	1,160.21	C
10/22	Tax Distribution	0	5,023.58	C
10/22	Tax Distribution	0	421.37	C
10/23	Tax Distribution	0	8,592.25	C
10/23	Tax Distribution	0	174.72	C
10/23	Tax Distribution	0	190.30	C
10/23	Tax Distribution	0	3,480.34	C
10/23	Tax Distribution	0	498,006.74	C
10/23	Tax Distribution	0	1,160.50	C
10/23	Tax Distribution	0	(464.35)	C
10/23	Tax Distribution	0	667.83	C
10/23	Tax Distribution	0	16,257.19	C
10/23	Tax Distribution	0	1,450.66	C
10/24	Tax Distribution	0	11,591.64	C
10/24	Tax Distribution	0	447.98	C
10/24	Tax Distribution	0	641.24	C
10/24	Tax Distribution	0	175,671.10	C
10/24	Tax Distribution	0	1,773.44	C
10/24	Tax Distribution	0	225.40	C
10/24	Tax Distribution	0	2,498.01	C



Yavapai County Treasurer

Monthly Statement

Date Range: 7/1/2018 to 10/31/2018

10/24	Tax Distribution	0	60.76	C
10/25	Tax Distribution	0	75.20	C
10/25	Tax Distribution	0	4,679.91	C
10/25	Tax Distribution	0	12,159.51	C
10/25	Tax Distribution	0	374.95	C
10/25	Tax Distribution	0	895.16	C
10/25	Tax Distribution	0	1,336.12	C
10/25	Tax Distribution	0	989.53	C
10/25	Tax Distribution	0	3,719.38	C
10/25	Tax Distribution	0	4,353.77	C
10/26	Tax Distribution	0	6,102.05	C
10/26	Tax Distribution	0	621.39	C
10/26	Tax Distribution	0	816.82	C
10/26	Tax Distribution	0	37,597.29	C
10/26	Tax Distribution	0	7,565.30	C
10/26	Tax Distribution	0	90.89	C
10/26	Tax Distribution	0	3,574.74	C
10/29	Tax Distribution	0	7,679.75	C
10/29	Tax Distribution	0	1,143.69	C
10/29	Tax Distribution	0	1,434.75	C
10/29	Tax Distribution	0	68,242.01	C
10/29	Tax Distribution	0	6,423.97	C
10/29	Tax Distribution	0	58.37	C
10/30	Tax Distribution	0	9,708.38	C
10/30	Tax Distribution	0	121.83	C
10/30	Tax Distribution	0	265.90	C
10/30	Tax Distribution	0	318.14	C
10/30	Tax Distribution	0	3,165.04	C
10/30	Tax Distribution	0	(21.12)	C
10/30	Tax Distribution	0	30.97	C
10/30	Tax Distribution	0	7,864.73	C
10/31	Tax Distribution	0	11,840.77	C
10/31	Tax Distribution	0	2,066.54	C
10/31	Tax Distribution	0	29,375.28	C
10/31	Tax Distribution	0	1,036.66	C
10/31	Tax Distribution	0	876.67	C
10/31	Tax Distribution	0	477.07	C
10/31	Tax Distribution	0	290.01	C
12100.2004	2004 Personal Property Taxes		Source Code Total: 21.30	
07/25	Tax Distribution	0	21.30	C
12100.2005	2005 Personal Property Taxes		Source Code Total: 21.73	
07/25	Tax Distribution	0	21.73	C
12100.2006	2006 Personal Property Taxes		Source Code Total: 27.05	
07/25	Tax Distribution	0	27.05	C
12100.2007	2007 Personal Property Taxes		Source Code Total: 27.53	
07/25	Tax Distribution	0	27.53	C
12100.2008	2008 Personal Property Taxes		Source Code Total: 22.77	
07/25	Tax Distribution	0	22.77	C
12100.2009	2009 Personal Property Taxes		Source Code Total: 24.73	



Yavapai County Treasurer

Monthly Statement

Date Range: 7/1/2018 to 10/31/2018

07/25	Tax Distribution	0	23.15	C
08/15	Tax Distribution	0	1.58	C
12100.2010	2010 Personal Property Taxes		Source Code Total: 22.34	
07/25	Tax Distribution	0	21.70	C
08/15	Tax Distribution	0	.64	C
12100.2011	2011 Personal Property Taxes		Source Code Total: 95.48	
07/25	Tax Distribution	0	25.68	C
08/15	Tax Distribution	0	10.52	C
09/21	Tax Distribution	0	59.28	C
12100.2012	2012 Personal Property Taxes		Source Code Total: 37.33	
07/25	Tax Distribution	0	26.35	C
08/15	Tax Distribution	0	10.98	C
12100.2013	2013 Personal Property Taxes		Source Code Total: 49.71	
07/09	Tax Distribution	0	3.84	C
07/25	Tax Distribution	0	26.41	C
08/13	Tax Distribution	0	3.87	C
08/15	Tax Distribution	0	11.00	C
09/13	Tax Distribution	0	2.30	C
10/23	Tax Distribution	0	2.29	C
12100.2014	2014 Personal Property Taxes		Source Code Total: 36.42	
07/25	Tax Distribution	0	25.41	C
08/15	Tax Distribution	0	11.01	C
12100.2015	2015 Personal Property Taxes		Source Code Total: 82.77	
07/25	Tax Distribution	0	26.92	C
07/27	Tax Distribution	0	11.93	C
08/15	Tax Distribution	0	11.31	C
08/22	Tax Distribution	0	12.28	C
10/26	Tax Distribution	0	20.33	C
12100.2016	2016 Personal Property Taxes		Source Code Total: 51.94	
07/25	Tax Distribution	0	27.17	C
08/15	Tax Distribution	0	11.29	C
09/06	Tax Distribution	0	13.48	C
12100.2017	2017 Personal Property Taxes		Source Code Total: 2,980.79	
07/02	Tax Distribution	0	209.80	C
07/02	Tax Distribution	0	76.63	C
07/03	Tax Distribution	0	6.99	C
07/03	Tax Distribution	0	248.81	C
07/05	Tax Distribution	0	16.28	C
07/05	Tax Distribution	0	242.42	C
07/09	Tax Distribution	0	130.13	C
07/13	Tax Distribution	0	82.56	C
07/13	Tax Distribution	0	(34.99)	C
07/16	Tax Distribution	0	11.05	C
07/16	Tax Distribution	0	131.82	C
07/17	Tax Distribution	0	41.97	C
07/20	Tax Distribution	0	153.01	C
07/25	Tax Distribution	0	27.68	C
07/26	Tax Distribution	0	18.04	C
08/01	Tax Distribution	0	141.01	C



Yavapai County Treasurer

Monthly Statement

Date Range: 7/1/2018 to 10/31/2018

08/06	Tax Distribution	0	7.31	C
08/09	Tax Distribution	0	22.31	C
08/13	Tax Distribution	0	966.10	C
08/15	Tax Distribution	0	11.32	C
08/20	Tax Distribution	0	33.05	C
08/23	Tax Distribution	0	99.37	C
08/27	Tax Distribution	0	33.84	C
08/27	Tax Distribution	0	25.10	C
08/29	Tax Distribution	0	10.53	C
09/05	Tax Distribution	0	(.02)	C
09/05	Tax Distribution	0	39.11	C
09/06	Tax Distribution	0	2.08	C
09/10	Tax Distribution	0	.67	C
10/08	Tax Distribution	0	97.65	C
10/10	Tax Distribution	0	16.15	C
10/11	Tax Distribution	0	8.39	C
10/12	Tax Distribution	0	51.25	C
10/26	Tax Distribution	0	38.64	C
10/30	Tax Distribution	0	14.73	C
12100.2018 2018 Personal Property Taxes			Source Code Total: 36,102.94	
09/20	Tax Distribution	0	11.94	C
09/20	Tax Distribution	0	85.87	C
09/21	Tax Distribution	0	128.25	C
09/24	Tax Distribution	0	75.44	C
09/25	Tax Distribution	0	378.94	C
09/26	Tax Distribution	0	573.77	C
09/26	Tax Distribution	0	118.65	C
09/27	Tax Distribution	0	90.01	C
10/03	Tax Distribution	0	337.07	C
10/03	Tax Distribution	0	86.16	C
10/04	Tax Distribution	0	233.43	C
10/05	Tax Distribution	0	329.25	C
10/05	Tax Distribution	0	268.43	C
10/08	Tax Distribution	0	57.33	C
10/09	Tax Distribution	0	358.23	C
10/10	Tax Distribution	0	287.77	C
10/10	Tax Distribution	0	20.12	C
10/10	Tax Distribution	0	1,433.45	C
10/10	Tax Distribution	0	225.36	C
10/11	Tax Distribution	0	341.28	C
10/11	Tax Distribution	0	192.60	C
10/11	Tax Distribution	0	116.25	C
10/11	Tax Distribution	0	7.32	C
10/11	Tax Distribution	0	139.75	C
10/12	Tax Distribution	0	99.87	C
10/12	Tax Distribution	0	6,303.37	C
10/15	Tax Distribution	0	1,118.17	C
10/15	Tax Distribution	0	24.31	C
10/15	Tax Distribution	0	2,940.75	C



Yavapai County Treasurer

Monthly Statement

Date Range: 7/1/2018 to 10/31/2018

10/16	Tax Distribution	0	251.48	C
10/16	Tax Distribution	0	1,163.79	C
10/16	Tax Distribution	0	47.84	C
10/16	Tax Distribution	0	40.59	C
10/17	Tax Distribution	0	145.33	C
10/17	Tax Distribution	0	172.52	C
10/18	Tax Distribution	0	165.38	C
10/18	Tax Distribution	0	2,978.42	C
10/18	Tax Distribution	0	25.47	C
10/19	Tax Distribution	0	45.10	C
10/19	Tax Distribution	0	159.38	C
10/19	Tax Distribution	0	556.39	C
10/19	Tax Distribution	0	158.86	C
10/22	Tax Distribution	0	242.13	C
10/22	Tax Distribution	0	46.47	C
10/22	Tax Distribution	0	2,420.70	C
10/22	Tax Distribution	0	54.71	C
10/22	Tax Distribution	0	79.35	C
10/23	Tax Distribution	0	625.10	C
10/23	Tax Distribution	0	262.95	C
10/23	Tax Distribution	0	176.38	C
10/23	Tax Distribution	0	2,073.90	C
10/23	Tax Distribution	0	74.49	C
10/23	Tax Distribution	0	232.81	C
10/24	Tax Distribution	0	465.79	C
10/24	Tax Distribution	0	82.71	C
10/24	Tax Distribution	0	75.00	C
10/24	Tax Distribution	0	186.13	C
10/24	Tax Distribution	0	1,511.03	C
10/24	Tax Distribution	0	19.44	C
10/24	Tax Distribution	0	79.84	C
10/25	Tax Distribution	0	125.51	C
10/25	Tax Distribution	0	275.54	C
10/25	Tax Distribution	0	162.07	C
10/26	Tax Distribution	0	53.01	C
10/26	Tax Distribution	0	1,183.92	C
10/26	Tax Distribution	0	21.68	C
10/29	Tax Distribution	0	177.59	C
10/29	Tax Distribution	0	114.12	C
10/29	Tax Distribution	0	428.90	C
10/29	Tax Distribution	0	40.03	C
10/30	Tax Distribution	0	181.24	C
10/30	Tax Distribution	0	236.78	C
10/30	Tax Distribution	0	8.38	C
10/30	Tax Distribution	0	1,283.43	C
10/31	Tax Distribution	0	381.28	C
10/31	Tax Distribution	0	406.56	C
10/31	Tax Distribution	0	20.28	C
37150.0 FDAT Distributions			Source Code Total: 145,135.18	



Yavapai County Treasurer

Monthly Statement

Date Range: 7/1/2018 to 10/31/2018

07/02	Fire Dist Assistance Tax 0.135195	0	338.06	C
07/03	Fire Dist Assistance Tax 0.135195	0	120.70	C
07/05	Fire Dist Assistance Tax 0.135195	0	164.36	C
07/06	Fire Dist Assistance Tax 0.135195	0	42.83	C
07/09	Fire Dist Assistance Tax 0.135195	0	35.16	C
07/10	Fire Dist Assistance Tax 0.135195	0	61.32	C
07/11	Fire Dist Assistance Tax 0.135195	0	28.96	C
07/12	Fire Dist Assistance Tax 0.135195	0	198.00	C
07/13	Fire Dist Assistance Tax 0.135195	0	22.99	C
07/16	Fire Dist Assistance Tax 0.135195	0	57.42	C
07/17	Fire Dist Assistance Tax 0.135195	0	44.03	C
07/18	Fire Dist Assistance Tax 0.135195	0	20.43	C
07/19	Fire Dist Assistance Tax 0.135195	0	35.81	C
07/20	Fire Dist Assistance Tax 0.135195	0	23.09	C
07/23	Fire Dist Assistance Tax 0.135195	0	67.09	C
07/24	Fire Dist Assistance Tax 0.135195	0	4.80	C
07/25	Fire Dist Assistance Tax 0.135195	0	46.61	C
07/26	Fire Dist Assistance Tax 0.135195	0	19.07	C
07/27	Fire Dist Assistance Tax 0.135195	0	54.43	C
07/30	Fire Dist Assistance Tax 0.135195	0	48.57	C
07/31	Fire Dist Assistance Tax 0.135195	0	70.77	C
08/01	Fire Dist Assistance Tax 0.135195	0	15.40	C
08/02	Fire Dist Assistance Tax 0.135195	0	76.66	C
08/03	Fire Dist Assistance Tax 0.135195	0	21.27	C
08/06	Fire Dist Assistance Tax 0.135195	0	44.12	C
08/07	Fire Dist Assistance Tax 0.135195	0	17.78	C
08/08	Fire Dist Assistance Tax 0.135195	0	11.38	C
08/09	Fire Dist Assistance Tax 0.135195	0	22.03	C
08/10	Fire Dist Assistance Tax 0.135195	0	27.78	C
08/13	Fire Dist Assistance Tax 0.135195	0	52.21	C
08/14	Fire Dist Assistance Tax 0.135195	0	8.20	C
08/15	Fire Dist Assistance Tax 0.135195	0	22.98	C
08/16	Fire Dist Assistance Tax 0.135195	0	17.89	C
08/17	Fire Dist Assistance Tax 0.135195	0	49.15	C
08/20	Fire Dist Assistance Tax 0.141068	0	52.05	C
08/21	Fire Dist Assistance Tax 0.141068	0	23.00	C
08/22	Fire Dist Assistance Tax 0.141068	0	37.14	C
08/23	Fire Dist Assistance Tax 0.141068	0	7.66	C
08/24	Fire Dist Assistance Tax 0.141068	0	55.76	C
08/27	Fire Dist Assistance Tax 0.141068	0	35.87	C
08/28	Fire Dist Assistance Tax 0.141068	0	9.02	C
08/29	Fire Dist Assistance Tax 0.141068	0	15.57	C
08/30	Fire Dist Assistance Tax 0.141068	0	13.20	C
08/31	Fire Dist Assistance Tax 0.141068	0	36.08	C
09/04	Fire Dist Assistance Tax 0.141068	0	34.90	C
09/05	Fire Dist Assistance Tax 0.141068	0	16.82	C
09/06	Fire Dist Assistance Tax 0.141068	0	8.77	C
09/07	Fire Dist Assistance Tax 0.141068	0	12.63	C
09/10	Fire Dist Assistance Tax 0.141068	0	23.15	C



Yavapai County Treasurer

Monthly Statement

Date Range: 7/1/2018 to 10/31/2018

09/11	Fire Dist Assistance Tax 0.141068	0	5.88	C
09/12	Fire Dist Assistance Tax 0.141068	0	7.92	C
09/13	Fire Dist Assistance Tax 0.141068	0	12.11	C
09/14	Fire Dist Assistance Tax 0.141068	0	58.75	C
09/17	Fire Dist Assistance Tax 0.141068	0	175.22	C
09/18	Fire Dist Assistance Tax 0.141068	0	79.56	C
09/19	Fire Dist Assistance Tax 0.141068	0	173.18	C
09/20	Fire Dist Assistance Tax 0.141068	0	343.67	C
09/21	Fire Dist Assistance Tax 0.141068	0	226.56	C
09/24	Fire Dist Assistance Tax 0.141068	0	444.26	C
09/25	Fire Dist Assistance Tax 0.141068	0	505.29	C
09/26	Fire Dist Assistance Tax 0.141068	0	337.08	C
09/27	Fire Dist Assistance Tax 0.141068	0	229.76	C
09/28	Fire Dist Assistance Tax 0.141068	0	449.74	C
10/01	Fire Dist Assistance Tax 0.141068	0	489.33	C
10/02	Fire Dist Assistance Tax 0.141068	0	931.24	C
10/03	Fire Dist Assistance Tax 0.141068	0	1,269.66	C
10/04	Fire Dist Assistance Tax 0.141068	0	977.98	C
10/05	Fire Dist Assistance Tax 0.141068	0	1,175.66	C
10/08	Fire Dist Assistance Tax 0.141068	0	1,047.50	C
10/09	Fire Dist Assistance Tax 0.141068	0	1,107.38	C
10/10	Fire Dist Assistance Tax 0.141068	0	10,455.75	C
10/11	Fire Dist Assistance Tax 0.141068	0	1,589.63	C
10/12	Fire Dist Assistance Tax 0.141068	0	14,726.45	C
10/15	Fire Dist Assistance Tax 0.141068	0	7,896.72	C
10/16	Fire Dist Assistance Tax 0.141068	0	4,370.83	C
10/17	Fire Dist Assistance Tax 0.141068	0	1,852.92	C
10/18	Fire Dist Assistance Tax 0.141068	0	8,096.47	C
10/19	Fire Dist Assistance Tax 0.141068	0	3,327.07	C
10/22	Fire Dist Assistance Tax 0.141068	0	7,305.18	C
10/23	Fire Dist Assistance Tax 0.141068	0	35,834.57	C
10/24	Fire Dist Assistance Tax 0.141068	0	15,969.18	C
10/25	Fire Dist Assistance Tax 0.141068	0	3,554.68	C
10/26	Fire Dist Assistance Tax 0.141068	0	4,839.64	C
10/29	Fire Dist Assistance Tax 0.141068	0	6,532.04	C
10/30	Fire Dist Assistance Tax 0.141068	0	1,816.12	C
10/31	Fire Dist Assistance Tax 0.141068	0	4,647.23	C
38109.0 Interest on Investments St Treas			Source Code Total: 554.54	
07/30	Investment Interest	0	6.08	C
07/30	Investment Interest	0	363.12	C
09/12	Investment Interest	0	183.70	C
09/12	Investment Interest	0	1.64	C
90002.0 Interest Pd on Tax Roll Corrections			Source Code Total: (39.07)	
09/18	68126 306-20-11305 2017 Adjustment/Corr Refund	68126	(39.07)	D
91032.0 Warrants Redeemed			Source Code Total: (2,491.25)	
09/19	Paid Warrants	0	(490.00)	D
10/08	Paid Warrants	0	(192.50)	D
10/29	Paid Warrants	0	(227.50)	D
10/30	Paid Warrants	0	(1,581.25)	D



Yavapai County Treasurer

Monthly Statement

Date Range: 7/1/2018 to 10/31/2018

91702.0 Transfer out			Source Code Total: (127,459.52)	
07/26	Central AZ Fire & Med Auth email transfer request	0	(90,835.78)	D
08/29	Central AZ Fire & Med Auth email transfer request	0	(23,691.31)	D
09/26	Central AZ Fire & Med Auth email transfer 9/26/18	0	(12,932.43)	D
6065540000 Chino Valley Fire Dist GF			Ending Balance: 1,897,875.03	

Warrant Detail

Payee Name	Warrant	Amount	Issue Dt	Status Dt	Voucher
6065540000 Chino Valley Fire Dist GF		Account Total: 2,491.25			
Fund: 0655		Fund Total: 2,491.25			
Status: PAID		Status Total: 2,491.25			
/	0706554371	192.50	06/04/18	10/08/18	
/	0706554373	490.00	08/13/18	09/19/18	
/	0706554374	227.50	10/22/18	10/29/18	
/	0706554375	1,581.25	10/22/18	10/30/18	
		Count	Amount		
Total PAID:		4	2,491.25		

Chino Valley Fire District
Bank Reconciliation Summary
For the Bank Statement ending: 10/31/2018

BANK CONTROL ID: GEN - GENERAL FUND		DESC: GENERAL FUND	ACCOUNT NO: 000000000000000
Beginning Balance:	10/01/18		\$149,487.49
Deposits and Credits:			\$1,750,196.29
Checks and Charges:			(\$1,808.75)
Adjustments:			\$0.00
Ending Balance Per Reconciliation:			<u>\$1,897,875.03</u>
Ending Balance Per Bank Statement:	10/31/18		\$1,897,875.03
* Outstanding Deposits and Credits:	10/31/18		\$1,828.54
* Outstanding Checks and Charges:	10/31/18		\$0.00
Ending Book Balance:			<u>\$1,899,703.57</u>

* Outstanding amounts are all outstanding credits and charges dated prior or equal to the Reconciliation date.

Chino Valley Fire District
BR Checks and Charges Cleared
For the Bank Statement ending: 10/31/18

GEN		General Fund			0000000000000000	
Date	Document	Description	Module	Company	Amount	
10/22/18	79024374	Kendhammer and Partners, LLP	AP	CHINOV	\$227.50	
10/22/18	79024375	SC Audit and Accounting	AP	CHINOV	\$1,581.25	
TOTAL CHECKS AND CHARGES CLEARED:					\$1,808.75	

Chino Valley Fire District
BR Checks and Charges Outstanding
For the Bank Statement ending:

<u>Date</u>	<u>Document</u>	<u>Description</u>	<u>Module</u>	<u>Company</u>	<u>Amount</u>
-------------	-----------------	--------------------	---------------	----------------	---------------

TOTAL CHECKS AND CHARGES OUTSTANDING:

Chino Valley Fire District
BR Deposits and Credits Cleared
For the Bank Statement ending: 10/31/18

GEN		General Fund			0000000000000000
Date	Document	Description	Module	Company	Amount
10/31/18	Cash w/County	Tax & Interest Revenue	GL	CHINOV	\$1,750,194.71
10/31/18	Cash w/County	Correct errors made by County	GL	CHINOV	\$1.58
TOTAL DEPOSITS AND CREDITS CLEARED:					\$1,750,196.29

Chino Valley Fire District
BR Deposits and Credits Outstanding
For the Bank Statement ending: 10/31/18

GEN	General Fund	General Fund	0000000000000000
-----	--------------	--------------	------------------

Date	Document	Description	Module	Company	Amount
06/30/17	2017 Audit JE	To post adjustments to 2017 YE	GL	CHINOV	\$1,828.54
TOTAL DEPOSITS AND CREDITS OUTSTANDING:					\$1,828.54

Chino Valley Fire District
Bank Reconciliation Register

Document Number	Date	BR Status	Void?	Description	Date Cleared	Amount
-----------------	------	-----------	-------	-------------	--------------	--------

MODULE: CHECKS FROM ACCOUNTS PAYABLE

BANK CONTROL ID: GEN - GENERAL FUND

79024374	10/22/18	Marked	No	Kendhammer and Partners, LLP	12/06/18	\$227.50
79024375	10/22/18	Marked	No	SC Audit and Accounting	12/06/18	\$1,581.25

SUB TOTAL FOR BANK: \$1,808.75

TOTAL FOR MODULE: \$1,808.75

MODULE: JOURNAL ENTRIES FROM GENERAL LEDGER

BANK CONTROL ID: GEN - GENERAL FUND

Cash w/County	10/31/18	Marked	No	Tax & Interest Revenue	12/06/18	\$1,750,194.71
Cash w/County	10/31/18	Marked	No	Correct errors made by County	12/06/18	\$1.58

SUB TOTAL FOR BANK: \$1,750,196.29

TOTAL FOR MODULE: \$1,750,196.29

Chino Valley Fire District
BR Adjustments Report
For the Bank Statement ending:

Date	Document	Description	GL Account	Offset Amt	Adj. Amt
------	----------	-------------	------------	------------	----------

DOCUMENT:

ADJUSTMENT DOCUMENT " TOTAL:

TOTAL FOR ALL ADJUSTMENTS:

12/6/18
11:55:38 AM

Chino Valley Fire District
Income Statement
(Original Budget to Actual Comparison)
For the period of 10/1/2018 Through 10/31/2018

Fund: (10) General Fund

	Account	Actual	Current Period Budget	Variance	%	Actual	Year To Date Budget	Variance	%
<u>Revenues</u>									
Real Estate Tax	10400000000	\$1,575,491.98	\$0.00	\$1,575,491.98	0.0%	\$1,630,102.21	\$3,926,501.00	\$(2,296,398.79)	(58.5)%
Fire Protection Contracts	10400100000	0.00	0.00	0.00	0.0	(0.20)	0.00	(0.20)	0.0
Personal Property Tax	10410000000	34,891.08	0.00	34,891.08	0.0	39,605.03	0.00	39,605.03	0.0
Fire District Assistance Tax	10420000000	139,813.23	0.00	139,813.23	0.0	144,939.99	333,290.00	(188,350.01)	(56.5)
Interest Income-General Fund	10490000000	0.00	0.00	0.00	0.0	515.47	0.00	515.47	0.0
Misc. Revenues	10510000000	0.00	0.00	0.00	0.0	0.00	2,000.00	(2,000.00)	(100.0)
Net Revenues		\$1,750,196.29	\$0.00	\$1,750,196.29	0.0 %	\$1,815,162.50	\$4,261,791.00	\$(2,446,628.50)	(57.4)%
<u>Program Expenses</u>									
Fire Authority Funding	10670010000	\$0.00	\$0.00	\$0.00	0.0%	\$127,459.52	\$4,227,791.00	\$4,100,331.48	97.0%
Total Program Expenses		\$0.00	\$0.00	\$0.00	0.0 %	\$127,459.52	\$4,227,791.00	\$4,100,331.48	97.0 %
<u>Fund Raising Expenses</u>									
Audit & Accounting	10640010000	\$1,581.25	\$0.00	\$(1,581.25)	0.0%	\$1,581.25	\$3,000.00	\$1,418.75	47.3%
Other Prof Services/Admin	10640510000	0.00	0.00	0.00	0.0	0.00	25,000.00	25,000.00	100.0
Legal Services - Routine	10641010000	227.50	0.00	(227.50)	0.0	717.50	5,000.00	4,282.50	85.7
Fire Board Expenses	10644110000	0.00	0.00	0.00	0.0	0.00	1,000.00	1,000.00	100.0
Total Fund Raising Expenses		\$1,808.75	\$0.00	\$(1,808.75)	0.0 %	\$2,298.75	\$34,000.00	\$31,701.25	93.2 %
Total Expenses		\$1,808.75		\$(1,808.75)		\$129,758.27	\$4,261,791.00	\$4,132,032.73	97.0%
Net Income (Loss)		\$1,748,387.54	\$0.00	\$1,748,387.54	0.0%	\$1,685,404.23	\$0.00	\$1,685,404.23	0.0%

12/6/18
11:57:25 AM

Chino Valley Fire District

Balance Sheet

As of 10/31/2018

Fund: (10) General Fund

Assets

Current Assets

Cash with Yavapai County	\$1,897,675.25	
Taxes Receivable	133,163.00	
Total Current Assets		\$2,030,838.25
Total Assets		\$2,030,838.25

Liabilities and Net Assets

Current Liabilities

Accounts Payable	\$245.00	
Deferred Compensation (Prop Tax)	97,605.00	
CAFMA Accounts Payable	71,290.00	
Total Current Liabilities		\$169,140.00
Total Liabilities		\$169,140.00

Net Assets

Fund Balance	\$(3,292,172.05)	
Current Year Net Assets	1,685,404.23	
Total Net Assets		(1,606,767.82)
Total Liabilities and Net Assets		\$(1,437,627.82)

Chino Valley Fire District
GL Account Ledger - Detail By Date Range (Current and History)
10/01/2018 through 10/31/2018

Batch	Journal	Entry #	Date	Job	Document	Description	Debits	Credits	Balance
10.1100.0.0.000			CASH WITH YAVAPAI COUNTY						\$149,287.71
1986	CD	143039	10/22/18		79024374	Kendhammer and Partners, LLP - Cash Disbursement KENDH1	-	227.50	149,060.21
1986	CD	143041	10/22/18		79024375	SC Audit and Accounting - Cash Disbursement SCAUD1	-	1,581.25	147,478.96
1990	GJ	143057	10/31/18		Cash w/County	Tax & Interest Revenue	1,750,194.71	-	1,897,673.67
1991	GJ	143061	10/31/18		Cash w/County	Correct errors made by County	1.58	-	1,897,675.25
CASH WITH YAVAPAI COUNTY TOTAL:							\$1,750,196.29	\$1,808.75	\$1,897,675.25
TOTAL OF LEDGER:							\$1,750,196.29	\$1,808.75	\$1,897,675.25

Chino Valley Fire District
GL Trial Balance by Date Range (Current and History)
10/01/2018 through 10/31/2018

Account	Description	Balances				Adjustments
		Beginning	Debits	Credits	Ending	
10.1100.0.0.000	Cash with Yavapai County	\$149,287.71	\$1,750,196.29	\$1,808.75	\$1,897,675.25	
TOTAL OF LEDGER:		<u>\$149,287.71</u>	<u>\$1,750,196.29</u>	<u>\$1,808.75</u>	<u>\$1,897,675.25</u>	

CHINO VALLEY FIRE DISTRICT
BOND DEBT SERVICE ACCOUNT: 6-65640-7000
BANK RECONCILIATION OCTOBER, 2018

Reconciliation:		
Beginning Balance (CVFD):	\$	149,358.53
Deposits:	\$	172,776.31
Disbursements:	\$	-
Interest Income:	\$	-
Principal and Interest payments		
County Adj	\$	26.46
Ending Balance:	\$	322,161.30

Difference Between Balances: \$ -

Deposits Per Bank Statement:		
Fire District Deposits:	\$	-
Real Estate Taxes:	\$	169,032.06
Personal Property Taxes:	\$	3,744.25
ADOT Game/Fish In Lieu:	\$	-
Ending Balance:	\$	172,776.31

Bank Statement Balance:		
Balance Per Bank:	\$	322,161.47
Adj	\$	(0.17)

Ending Balance:	\$	322,161.30
------------------------	-----------	-------------------


Reconciliation Approved By: Scott A Freitag
Scott Freitag, Fire Chief

 Digitally signed by Scott A Freitag
Date: 2018.12.12 11:05:51 -0700

Reconciliation Reviewed By: Dave Tharp
David Tharp, Assistant Chief of Administration

 Digitally signed by Dave Tharp
Date: 2018.12.12 10:13:26 -0700

Reconciliation Prepared By: Debbie Spingola
Debbie Spingola, Finance Manager

 Digitally signed by Debbie Spingola
Date: 2018.12.12 10:01:36 -0700



Yavapai County Treasurer

Monthly Statement

Date Range: 7/1/2018 to 10/31/2018

Account	Period	YTD		
6065640700	Chino Valley Fire Dist BDS			
Begin Balance:	141,546.19	141,546.19		
Income:	181,039.71	181,039.71		
LOC Advance:	.00	.00		
Expense:	(424.43)	(424.43)	LOC:	.00
LOC Payments:	.00	.00	Warrants Outstanding:	.00
Cash Balance:	322,161.47	322,161.47	End:	322,161.47

Monthly Statement Summary

Source Code	Description	MTDAmount	YTDAmount
6065640700	Chino Valley Fire Dist BDS		
	Beginning Balance:	141,546.19	141,546.19
11100.2013	2013 Real Estate Taxes	22.63	22.63
11100.2015	2015 Real Estate Taxes	19.17	19.17
11100.2016	2016 Real Estate Taxes	2.42	2.42
11100.2017	2017 Real Estate Taxes	5,038.10	5,038.10
11100.2018	2018 Real Estate Taxes	170,049.23	170,049.23
12100.2007	2007 Personal Property Taxes	2.10	2.10
12100.2008	2008 Personal Property Taxes	2.72	2.72
12100.2009	2009 Personal Property Taxes	3.12	3.12
12100.2010	2010 Personal Property Taxes	2.39	2.39
12100.2011	2011 Personal Property Taxes	11.44	11.44
12100.2012	2012 Personal Property Taxes	3.55	3.55
12100.2013	2013 Personal Property Taxes	6.61	6.61
12100.2014	2014 Personal Property Taxes	4.86	4.86
12100.2015	2015 Personal Property Taxes	10.46	10.46
12100.2016	2016 Personal Property Taxes	6.10	6.10
12100.2017	2017 Personal Property Taxes	337.91	337.91
12100.2018	2018 Personal Property Taxes	3,872.57	3,872.57
38109.0	Interest on Investments St Treas	1,644.33	1,644.33
90002.0	Interest Pd on Tax Roll Corrections	(4.43)	(4.43)
92185.0	Paying Agent Fees	(420.00)	(420.00)
	Ending Balance:	322,161.47	322,161.47

Monthly Statement Detail

Date	Notes	Doc #	Amount	C/D
6065640700	Chino Valley Fire Dist BDS		Beginning Balance: 141,546.19	
11100.2013	2013 Real Estate Taxes		Source Code Total: 22.63	
07/27	Tax Distribution	0	22.63	C
11100.2015	2015 Real Estate Taxes		Source Code Total: 19.17	
07/27	Tax Distribution	0	18.51	C
10/26	Tax Distribution	0	.66	C
11100.2016	2016 Real Estate Taxes		Source Code Total: 2.42	
07/27	Tax Distribution	0	18.05	C
08/28	Tax Distribution	0	(15.92)	C
10/26	Tax Distribution	0	.29	C



Yavapai County Treasurer

Monthly Statement

Date Range: 7/1/2018 to 10/31/2018

11100.2017 2017 Real Estate Taxes			Source Code Total: 5,038.10	
07/02	Tax Distribution	0	100.75	C
07/02	Tax Distribution	0	39.27	C
07/02	Tax Distribution	0	37.76	C
07/02	Tax Distribution	0	2.79	C
07/02	Tax Distribution	0	10.72	C
07/02	Tax Distribution	0	13.70	C
07/03	Tax Distribution	0	91.13	C
07/03	Tax Distribution	0	83.99	C
07/03	Tax Distribution	0	23.64	C
07/03	Tax Distribution	0	98.36	C
07/05	Tax Distribution	0	7.08	C
07/05	Tax Distribution	0	26.60	C
07/05	Tax Distribution	0	109.44	C
07/05	Tax Distribution	0	12.27	C
07/06	Tax Distribution	0	167.96	C
07/06	Tax Distribution	0	98.93	C
07/09	Tax Distribution	0	6.43	C
07/09	Tax Distribution	0	12.79	C
07/10	Tax Distribution	0	19.35	C
07/11	Tax Distribution	0	44.25	C
07/11	Tax Distribution	0	11.38	C
07/12	Tax Distribution	0	705.58	C
07/12	Tax Distribution	0	.27	C
07/12	Tax Distribution	0	12.34	C
07/13	Tax Distribution	0	14.76	C
07/13	Tax Distribution	0	6.61	C
07/13	Tax Distribution	0	9.58	C
07/16	Tax Distribution	0	33.99	C
07/16	Tax Distribution	0	42.45	C
07/16	Tax Distribution	0	44.52	C
07/16	Tax Distribution	0	134.35	C
07/17	Tax Distribution	0	7.96	C
07/17	Tax Distribution	0	27.20	C
07/17	Tax Distribution	0	6.22	C
07/19	Tax Distribution	0	7.57	C
07/20	Tax Distribution	0	26.16	C
07/23	Tax Distribution	0	11.87	C
07/26	Tax Distribution	0	10.64	C
07/27	Tax Distribution	0	42.50	C
07/27	Tax Distribution	0	18.69	C
07/30	Tax Distribution	0	17.75	C
07/30	Tax Distribution	0	9.78	C
07/30	Tax Distribution	0	27.47	C
07/31	Tax Distribution	0	2.47	C
08/01	Tax Distribution	0	43.85	C
08/01	Tax Distribution	0	.14	C
08/02	Tax Distribution	0	2.21	C
08/02	Tax Distribution	0	6.45	C



Yavapai County Treasurer

Monthly Statement

Date Range: 7/1/2018 to 10/31/2018

08/03	Tax Distribution	0	3.17	C
08/03	Tax Distribution	0	16.58	C
08/03	Tax Distribution	0	47.80	C
08/06	Tax Distribution	0	16.02	C
08/06	Tax Distribution	0	.68	C
08/07	Tax Distribution	0	6.00	C
08/07	Tax Distribution	0	9.27	C
08/07	Tax Distribution	0	8.87	C
08/09	Tax Distribution	0	16.75	C
08/10	Tax Distribution	0	11.67	C
08/10	Tax Distribution	0	34.61	C
08/10	Tax Distribution	0	37.39	C
08/13	Tax Distribution	0	68.67	C
08/13	Tax Distribution	0	153.78	C
08/14	Tax Distribution	0	27.13	C
08/15	Tax Distribution	0	8.30	C
08/16	Tax Distribution	0	22.98	C
08/17	Tax Distribution	0	117.15	C
08/20	Tax Distribution	0	13.77	C
08/20	Tax Distribution	0	42.92	C
08/21	Tax Distribution	0	15.11	C
08/22	Tax Distribution	0	42.23	C
08/22	Tax Distribution	0	21.90	C
08/23	Tax Distribution	0	7.43	C
08/24	Tax Distribution	0	55.06	C
08/24	Tax Distribution	0	52.90	C
08/27	Tax Distribution	0	48.72	C
08/27	Tax Distribution	0	2.21	C
08/27	Tax Distribution	0	69.56	C
08/27	Tax Distribution	0	32.07	C
08/28	Tax Distribution	0	125.85	C
08/28	Tax Distribution	0	(16.16)	C
08/29	Tax Distribution	0	.19	C
08/30	Tax Distribution	0	27.13	C
08/30	Tax Distribution	0	11.15	C
08/31	Tax Distribution	0	4.22	C
08/31	Tax Distribution	0	23.75	C
09/04	Tax Distribution	0	.18	C
09/04	Tax Distribution	0	6.37	C
09/05	Tax Distribution	0	(.43)	C
09/05	Tax Distribution	0	14.81	C
09/06	Tax Distribution	0	36.49	C
09/07	Tax Distribution	0	23.56	C
09/10	Tax Distribution	0	5.78	C
09/10	Tax Distribution	0	136.42	C
09/11	Tax Distribution	0	9.78	C
09/14	Tax Distribution	0	48.95	C
09/17	Tax Distribution	0	15.14	C
09/17	Tax Distribution	0	5.20	C



Yavapai County Treasurer

Monthly Statement

Date Range: 7/1/2018 to 10/31/2018

09/18	Tax Distribution	0	10.03	C
09/18	Tax Distribution	0	(62.75)	C
09/18	Tax Distribution	0	6.02	C
09/19	Tax Distribution	0	17.59	C
09/20	Tax Distribution	0	21.07	C
09/21	Tax Distribution	0	11.98	C
09/24	Tax Distribution	0	5.08	C
09/25	Tax Distribution	0	56.27	C
09/26	Tax Distribution	0	10.93	C
09/26	Tax Distribution	0	6.02	C
09/27	Tax Distribution	0	5.44	C
10/02	Tax Distribution	0	149.69	C
10/03	Tax Distribution	0	129.02	C
10/04	Tax Distribution	0	6.29	C
10/05	Tax Distribution	0	.25	C
10/05	Tax Distribution	0	12.52	C
10/09	Tax Distribution	0	14.46	C
10/10	Tax Distribution	0	18.83	C
10/11	Tax Distribution	0	16.65	C
10/11	Tax Distribution	0	6.94	C
10/12	Tax Distribution	0	26.07	C
10/12	Tax Distribution	0	4.41	C
10/12	Tax Distribution	0	2.88	C
10/15	Tax Distribution	0	39.14	C
10/16	Tax Distribution	0	14.16	C
10/16	Tax Distribution	0	13.59	C
10/17	Tax Distribution	0	11.31	C
10/17	Tax Distribution	0	42.78	C
10/19	Tax Distribution	0	13.67	C
10/19	Tax Distribution	0	188.66	C
10/22	Tax Distribution	0	5.01	C
10/22	Tax Distribution	0	9.13	C
10/25	Tax Distribution	0	4.26	C
10/25	Tax Distribution	0	.27	C
10/26	Tax Distribution	0	54.81	C
10/29	Tax Distribution	0	12.86	C
10/30	Tax Distribution	0	175.59	C
10/30	Tax Distribution	0	10.55	C
10/31	Tax Distribution	0	43.74	C
10/31	Tax Distribution	0	115.37	C
10/31	Tax Distribution	0	26.46	C
11100.2018 2018 Real Estate Taxes			Source Code Total: 170,049.23	
09/14	Tax Distribution	0	6.79	C
09/17	Tax Distribution	0	27.29	C
09/18	Tax Distribution	0	45.62	C
09/18	Tax Distribution	0	35.91	C
09/18	Tax Distribution	0	45.24	C
09/19	Tax Distribution	0	92.78	C
09/20	Tax Distribution	0	73.55	C



Yavapai County Treasurer

Monthly Statement

Date Range: 7/1/2018 to 10/31/2018

09/20	Tax Distribution	0	56.09	C
09/21	Tax Distribution	0	38.26	C
09/21	Tax Distribution	0	13.99	C
09/21	Tax Distribution	0	35.39	C
09/21	Tax Distribution	0	23.34	C
09/24	Tax Distribution	0	4.99	C
09/24	Tax Distribution	0	35.51	C
09/24	Tax Distribution	0	132.34	C
09/25	Tax Distribution	0	15.26	C
09/25	Tax Distribution	0	18.24	C
09/25	Tax Distribution	0	74.24	C
09/25	Tax Distribution	0	210.30	C
09/26	Tax Distribution	0	100.18	C
09/26	Tax Distribution	0	213.47	C
09/26	Tax Distribution	0	113.94	C
09/26	Tax Distribution	0	26.33	C
09/26	Tax Distribution	0	35.65	C
09/27	Tax Distribution	0	152.22	C
09/27	Tax Distribution	0	10.49	C
09/27	Tax Distribution	0	25.58	C
09/27	Tax Distribution	0	41.63	C
09/27	Tax Distribution	0	90.63	C
09/28	Tax Distribution	0	51.66	C
09/28	Tax Distribution	0	23.00	C
09/28	Tax Distribution	0	65.49	C
09/28	Tax Distribution	0	225.63	C
10/01	Tax Distribution	0	236.60	C
10/01	Tax Distribution	0	20.68	C
10/01	Tax Distribution	0	123.41	C
10/01	Tax Distribution	0	34.84	C
10/02	Tax Distribution	0	455.89	C
10/02	Tax Distribution	0	96.52	C
10/02	Tax Distribution	0	47.13	C
10/02	Tax Distribution	0	5.22	C
10/03	Tax Distribution	0	1,182.92	C
10/03	Tax Distribution	0	16.01	C
10/03	Tax Distribution	0	54.09	C
10/03	Tax Distribution	0	44.13	C
10/04	Tax Distribution	0	908.23	C
10/04	Tax Distribution	0	172.30	C
10/04	Tax Distribution	0	72.06	C
10/05	Tax Distribution	0	466.71	C
10/05	Tax Distribution	0	41.67	C
10/05	Tax Distribution	0	553.69	C
10/05	Tax Distribution	0	45.49	C
10/08	Tax Distribution	0	468.29	C
10/08	Tax Distribution	0	14.62	C
10/08	Tax Distribution	0	185.76	C
10/08	Tax Distribution	0	314.42	C



Yavapai County Treasurer

Monthly Statement

Date Range: 7/1/2018 to 10/31/2018

10/08	Tax Distribution	0	26.45	C
10/09	Tax Distribution	0	855.92	C
10/09	Tax Distribution	0	58.81	C
10/09	Tax Distribution	0	188.52	C
10/10	Tax Distribution	0	701.89	C
10/10	Tax Distribution	0	84.40	C
10/10	Tax Distribution	0	7,533.45	C
10/10	Tax Distribution	0	872.19	C
10/10	Tax Distribution	0	8.87	C
10/11	Tax Distribution	0	1,003.18	C
10/11	Tax Distribution	0	51.22	C
10/11	Tax Distribution	0	166.41	C
10/11	Tax Distribution	0	1.94	C
10/11	Tax Distribution	0	27.39	C
10/11	Tax Distribution	0	378.31	C
10/12	Tax Distribution	0	714.29	C
10/12	Tax Distribution	0	146.38	C
10/12	Tax Distribution	0	13,728.16	C
10/12	Tax Distribution	0	211.99	C
10/12	Tax Distribution	0	82.16	C
10/12	Tax Distribution	0	23.01	C
10/15	Tax Distribution	0	1,326.18	C
10/15	Tax Distribution	0	14.93	C
10/15	Tax Distribution	0	86.42	C
10/15	Tax Distribution	0	6,900.57	C
10/15	Tax Distribution	0	36.02	C
10/15	Tax Distribution	0	60.63	C
10/15	Tax Distribution	0	96.28	C
10/16	Tax Distribution	0	802.26	C
10/16	Tax Distribution	0	42.32	C
10/16	Tax Distribution	0	103.67	C
10/16	Tax Distribution	0	3,835.50	C
10/16	Tax Distribution	0	251.61	C
10/16	Tax Distribution	0	(10.11)	C
10/16	Tax Distribution	0	87.50	C
10/16	Tax Distribution	0	301.66	C
10/16	Tax Distribution	0	40.01	C
10/17	Tax Distribution	0	427.95	C
10/17	Tax Distribution	0	283.31	C
10/17	Tax Distribution	0	331.56	C
10/17	Tax Distribution	0	294.30	C
10/17	Tax Distribution	0	538.39	C
10/17	Tax Distribution	0	159.29	C
10/17	Tax Distribution	0	115.62	C
10/17	Tax Distribution	0	217.79	C
10/18	Tax Distribution	0	834.05	C
10/18	Tax Distribution	0	38.69	C
10/18	Tax Distribution	0	31.07	C
10/18	Tax Distribution	0	30.82	C



Yavapai County Treasurer

Monthly Statement

Date Range: 7/1/2018 to 10/31/2018

10/18	Tax Distribution	0	198.44	C
10/18	Tax Distribution	0	5,927.95	C
10/18	Tax Distribution	0	86.66	C
10/18	Tax Distribution	0	4.46	C
10/18	Tax Distribution	0	46.66	C
10/18	Tax Distribution	0	51.72	C
10/19	Tax Distribution	0	489.35	C
10/19	Tax Distribution	0	52.75	C
10/19	Tax Distribution	0	65.72	C
10/19	Tax Distribution	0	43.45	C
10/19	Tax Distribution	0	130.86	C
10/19	Tax Distribution	0	1,126.87	C
10/19	Tax Distribution	0	37.79	C
10/19	Tax Distribution	0	325.91	C
10/19	Tax Distribution	0	90.96	C
10/19	Tax Distribution	0	128.05	C
10/22	Tax Distribution	0	45.20	C
10/22	Tax Distribution	0	365.78	C
10/22	Tax Distribution	0	131.02	C
10/22	Tax Distribution	0	.06	C
10/22	Tax Distribution	0	456.94	C
10/22	Tax Distribution	0	4,663.02	C
10/22	Tax Distribution	0	100.27	C
10/22	Tax Distribution	0	124.45	C
10/22	Tax Distribution	0	538.85	C
10/23	Tax Distribution	0	921.66	C
10/23	Tax Distribution	0	18.74	C
10/23	Tax Distribution	0	20.41	C
10/23	Tax Distribution	0	373.30	C
10/23	Tax Distribution	0	53,418.79	C
10/23	Tax Distribution	0	124.47	C
10/23	Tax Distribution	0	(49.81)	C
10/23	Tax Distribution	0	71.63	C
10/23	Tax Distribution	0	1,743.81	C
10/23	Tax Distribution	0	155.60	C
10/24	Tax Distribution	0	1,243.43	C
10/24	Tax Distribution	0	48.05	C
10/24	Tax Distribution	0	68.78	C
10/24	Tax Distribution	0	18,843.40	C
10/24	Tax Distribution	0	190.20	C
10/24	Tax Distribution	0	24.18	C
10/24	Tax Distribution	0	267.93	C
10/24	Tax Distribution	0	6.52	C
10/25	Tax Distribution	0	398.95	C
10/25	Tax Distribution	0	467.02	C
10/25	Tax Distribution	0	8.07	C
10/25	Tax Distribution	0	502.51	C
10/25	Tax Distribution	0	1,304.29	C
10/25	Tax Distribution	0	40.22	C



Yavapai County Treasurer

Monthly Statement

Date Range: 7/1/2018 to 10/31/2018

10/25	Tax Distribution	0	96.02	C
10/25	Tax Distribution	0	143.32	C
10/25	Tax Distribution	0	106.14	C
10/26	Tax Distribution	0	654.57	C
10/26	Tax Distribution	0	66.62	C
10/26	Tax Distribution	0	87.60	C
10/26	Tax Distribution	0	4,032.88	C
10/26	Tax Distribution	0	811.49	C
10/26	Tax Distribution	0	9.75	C
10/26	Tax Distribution	0	383.44	C
10/29	Tax Distribution	0	823.76	C
10/29	Tax Distribution	0	122.67	C
10/29	Tax Distribution	0	153.90	C
10/29	Tax Distribution	0	7,320.08	C
10/29	Tax Distribution	0	689.08	C
10/29	Tax Distribution	0	6.26	C
10/30	Tax Distribution	0	1,041.36	C
10/30	Tax Distribution	0	13.07	C
10/30	Tax Distribution	0	28.52	C
10/30	Tax Distribution	0	34.12	C
10/30	Tax Distribution	0	339.48	C
10/30	Tax Distribution	0	(2.27)	C
10/30	Tax Distribution	0	3.32	C
10/30	Tax Distribution	0	843.61	C
10/31	Tax Distribution	0	1,270.05	C
10/31	Tax Distribution	0	221.66	C
10/31	Tax Distribution	0	3,150.94	C
10/31	Tax Distribution	0	111.19	C
10/31	Tax Distribution	0	94.04	C
10/31	Tax Distribution	0	51.17	C
10/31	Tax Distribution	0	31.11	C
12100.2007 2007 Personal Property Taxes			Source Code Total: 2.10	
07/25	Tax Distribution	0	2.10	C
12100.2008 2008 Personal Property Taxes			Source Code Total: 2.72	
07/25	Tax Distribution	0	2.72	C
12100.2009 2009 Personal Property Taxes			Source Code Total: 3.12	
07/25	Tax Distribution	0	2.92	C
08/15	Tax Distribution	0	.20	C
12100.2010 2010 Personal Property Taxes			Source Code Total: 2.39	
07/25	Tax Distribution	0	2.32	C
08/15	Tax Distribution	0	.07	C
12100.2011 2011 Personal Property Taxes			Source Code Total: 11.44	
07/25	Tax Distribution	0	3.08	C
08/15	Tax Distribution	0	1.26	C
09/21	Tax Distribution	0	7.10	C
12100.2012 2012 Personal Property Taxes			Source Code Total: 3.55	
07/25	Tax Distribution	0	2.51	C
08/15	Tax Distribution	0	1.04	C
12100.2013 2013 Personal Property Taxes			Source Code Total: 6.61	



Yavapai County Treasurer

Monthly Statement

Date Range: 7/1/2018 to 10/31/2018

07/09	Tax Distribution	0	.51	C
07/25	Tax Distribution	0	3.51	C
08/13	Tax Distribution	0	.52	C
08/15	Tax Distribution	0	1.46	C
09/13	Tax Distribution	0	.31	C
10/23	Tax Distribution	0	.30	C
12100.2014	2014 Personal Property Taxes		Source Code Total: 4.86	
07/25	Tax Distribution	0	3.39	C
08/15	Tax Distribution	0	1.47	C
12100.2015	2015 Personal Property Taxes		Source Code Total: 10.46	
07/25	Tax Distribution	0	3.40	C
07/27	Tax Distribution	0	1.51	C
08/15	Tax Distribution	0	1.43	C
08/22	Tax Distribution	0	1.55	C
10/26	Tax Distribution	0	2.57	C
12100.2016	2016 Personal Property Taxes		Source Code Total: 6.10	
07/25	Tax Distribution	0	3.19	C
08/15	Tax Distribution	0	1.33	C
09/06	Tax Distribution	0	1.58	C
12100.2017	2017 Personal Property Taxes		Source Code Total: 337.91	
07/02	Tax Distribution	0	23.78	C
07/02	Tax Distribution	0	8.69	C
07/03	Tax Distribution	0	.79	C
07/03	Tax Distribution	0	28.21	C
07/05	Tax Distribution	0	1.85	C
07/05	Tax Distribution	0	27.48	C
07/09	Tax Distribution	0	14.75	C
07/13	Tax Distribution	0	9.36	C
07/13	Tax Distribution	0	(3.97)	C
07/16	Tax Distribution	0	1.25	C
07/16	Tax Distribution	0	14.94	C
07/17	Tax Distribution	0	4.76	C
07/20	Tax Distribution	0	17.35	C
07/25	Tax Distribution	0	3.14	C
07/26	Tax Distribution	0	2.04	C
08/01	Tax Distribution	0	15.99	C
08/06	Tax Distribution	0	.83	C
08/09	Tax Distribution	0	2.53	C
08/13	Tax Distribution	0	109.52	C
08/15	Tax Distribution	0	1.28	C
08/20	Tax Distribution	0	3.75	C
08/23	Tax Distribution	0	11.27	C
08/27	Tax Distribution	0	3.84	C
08/27	Tax Distribution	0	2.84	C
08/29	Tax Distribution	0	1.19	C
09/05	Tax Distribution	0	4.43	C
09/06	Tax Distribution	0	.24	C
09/10	Tax Distribution	0	.07	C
10/08	Tax Distribution	0	11.07	C



Yavapai County Treasurer

Monthly Statement

Date Range: 7/1/2018 to 10/31/2018

10/10	Tax Distribution	0	1.83	C
10/11	Tax Distribution	0	.95	C
10/12	Tax Distribution	0	5.81	C
10/26	Tax Distribution	0	4.38	C
10/30	Tax Distribution	0	1.67	C
12100.2018	2018 Personal Property Taxes		Source Code Total: 3,872.57	
09/20	Tax Distribution	0	1.28	C
09/20	Tax Distribution	0	9.21	C
09/21	Tax Distribution	0	13.75	C
09/24	Tax Distribution	0	8.09	C
09/25	Tax Distribution	0	40.64	C
09/26	Tax Distribution	0	61.55	C
09/26	Tax Distribution	0	12.73	C
09/27	Tax Distribution	0	9.65	C
10/03	Tax Distribution	0	36.15	C
10/03	Tax Distribution	0	9.24	C
10/04	Tax Distribution	0	25.03	C
10/05	Tax Distribution	0	35.32	C
10/05	Tax Distribution	0	28.79	C
10/08	Tax Distribution	0	6.15	C
10/09	Tax Distribution	0	38.43	C
10/10	Tax Distribution	0	30.88	C
10/10	Tax Distribution	0	2.16	C
10/10	Tax Distribution	0	153.76	C
10/10	Tax Distribution	0	24.17	C
10/11	Tax Distribution	0	36.60	C
10/11	Tax Distribution	0	20.66	C
10/11	Tax Distribution	0	12.47	C
10/11	Tax Distribution	0	.78	C
10/11	Tax Distribution	0	14.99	C
10/12	Tax Distribution	0	10.72	C
10/12	Tax Distribution	0	676.13	C
10/15	Tax Distribution	0	119.94	C
10/15	Tax Distribution	0	2.61	C
10/15	Tax Distribution	0	315.51	C
10/16	Tax Distribution	0	26.98	C
10/16	Tax Distribution	0	124.85	C
10/16	Tax Distribution	0	5.13	C
10/16	Tax Distribution	0	4.35	C
10/17	Tax Distribution	0	15.59	C
10/17	Tax Distribution	0	18.50	C
10/18	Tax Distribution	0	17.74	C
10/18	Tax Distribution	0	319.47	C
10/18	Tax Distribution	0	2.73	C
10/19	Tax Distribution	0	4.84	C
10/19	Tax Distribution	0	17.10	C
10/19	Tax Distribution	0	59.69	C
10/19	Tax Distribution	0	17.04	C
10/22	Tax Distribution	0	25.97	C



Yavapai County Treasurer

Monthly Statement

Date Range: 7/1/2018 to 10/31/2018

10/22	Tax Distribution	0	4.99	C
10/22	Tax Distribution	0	259.66	C
10/22	Tax Distribution	0	5.87	C
10/22	Tax Distribution	0	8.51	C
10/23	Tax Distribution	0	67.04	C
10/23	Tax Distribution	0	28.21	C
10/23	Tax Distribution	0	18.92	C
10/23	Tax Distribution	0	222.45	C
10/23	Tax Distribution	0	7.99	C
10/23	Tax Distribution	0	24.96	C
10/24	Tax Distribution	0	49.95	C
10/24	Tax Distribution	0	8.87	C
10/24	Tax Distribution	0	8.05	C
10/24	Tax Distribution	0	19.96	C
10/24	Tax Distribution	0	162.06	C
10/24	Tax Distribution	0	2.08	C
10/24	Tax Distribution	0	8.56	C
10/25	Tax Distribution	0	13.46	C
10/25	Tax Distribution	0	29.56	C
10/25	Tax Distribution	0	17.39	C
10/26	Tax Distribution	0	5.69	C
10/26	Tax Distribution	0	126.99	C
10/26	Tax Distribution	0	2.32	C
10/29	Tax Distribution	0	19.06	C
10/29	Tax Distribution	0	12.24	C
10/29	Tax Distribution	0	45.99	C
10/29	Tax Distribution	0	4.29	C
10/30	Tax Distribution	0	19.43	C
10/30	Tax Distribution	0	25.40	C
10/30	Tax Distribution	0	.90	C
10/30	Tax Distribution	0	137.67	C
10/31	Tax Distribution	0	40.89	C
10/31	Tax Distribution	0	43.62	C
10/31	Tax Distribution	0	2.17	C
38109.0 Interest on Investments St Treas			Source Code Total: 1,644.33	
07/30	Investment Interest	0	543.94	C
07/30	Investment Interest	0	446.36	C
07/30	Investment Interest	0	9.12	C
07/30	Investment Interest	0	7.48	C
09/12	Investment Interest	0	4.54	C
09/12	Investment Interest	0	1.12	C
09/12	Investment Interest	0	506.94	C
09/12	Investment Interest	0	124.83	C
90002.0 Interest Pd on Tax Roll Corrections			Source Code Total: (4.43)	
09/18	68126 306-20-11305 2017 Adjustment/Corr Refund	68126	(4.43)	D
92185.0 Paying Agent Fees			Source Code Total: (420.00)	
08/13	67704 GADA SERIES 2007A-US BANK	67704	(420.00)	D
6065640700 Chino Valley Fire Dist BDS Ending Balance: 322,161.47				
Warrant Detail				



Yavapai County Treasurer

Monthly Statement

Date Range: 7/1/2018 to 10/31/2018

Payee Name	Warrant	Amount	Issue Dt	Status Dt	Voucher
	Count	Amount			

Chino Valley Fire District
Bank Reconciliation Summary
For the Bank Statement ending: 10/31/2018

BANK CONTROL ID: BDS - YAVAPAI COUNTY TREASURER		DESC: BOND DEBT SERVICE	ACCOUNT NO: 6-65640-7000
Beginning Balance:	10/01/18		\$149,358.70
Deposits and Credits:			\$172,802.77
Checks and Charges:			\$0.00
Adjustments:			\$0.00
Ending Balance Per Reconciliation:			<u>\$322,161.47</u>
Ending Balance Per Bank Statement:	10/31/18		\$322,161.47
* Outstanding Deposits and Credits:	10/31/18		\$0.00
* Outstanding Checks and Charges:	10/31/18		<u>(\$0.17)</u>
Ending Book Balance:			<u>\$322,161.30</u>

* Outstanding amounts are all outstanding credits and charges dated prior or equal to the Reconciliation date.

Chino Valley Fire District
BR Checks and Charges Cleared
For the Bank Statement ending:

Date	Document	Description	Module	Company	Amount
------	----------	-------------	--------	---------	--------

TOTAL CHECKS AND CHARGES CLEARED:

Chino Valley Fire District
BR Checks and Charges Outstanding
For the Bank Statement ending: 10/31/18

BDS		Yavapai County Treasurer		Bond Debt Service		6-65640-7000	
Date	Document	Description	Module	Company	Amount		
06/30/17	2017 Audit JE	To post adjustments to 2017 YE	GL	CHINOV	\$0.17		
TOTAL CHECKS AND CHARGES OUTSTANDING:						\$0.17	

Chino Valley Fire District
BR Deposits and Credits Cleared
For the Bank Statement ending: 10/31/18

BDS		Yavapai County Treasurer		Bond Debt Service		6-65640-7000	
Date	Document	Description	Module	Company	Amount		
10/31/18	BDS Cash	Tax & Interest Revenue	GL	CHINOV	\$172,776.31		
10/31/18	Cash w/ County	County corrections	GL	CHINOV	\$26.46		
TOTAL DEPOSITS AND CREDITS CLEARED:					\$172,802.77		

Chino Valley Fire District
BR Deposits and Credits Outstanding
For the Bank Statement ending:

Date	Document	Description	Module	Company	Amount
------	----------	-------------	--------	---------	--------

TOTAL DEPOSITS AND CREDITS OUTSTANDING:

Document Number	Date	BR Status	Void?	Description	Date Cleared	Amount
MODULE: JOURNAL ENTRIES FROM GENERAL LEDGER						
BANK CONTROL ID: BDS - YAVAPAI COUNTY TREASURER						
BDS Cash	10/31/18	Marked	No	Tax & Interest Revenue	12/12/18	\$172,776.31
Cash w/ County	10/31/18	Marked	No	County corrections	12/12/18	\$26.46
SUB TOTAL FOR BANK:						\$172,802.77
TOTAL FOR MODULE:						\$172,802.77

Chino Valley Fire District
BR Adjustments Report
For the Bank Statement ending:

Date	Document	Description	GL Account	Offset Amt	Adj. Amt
------	----------	-------------	------------	------------	----------

DOCUMENT:

ADJUSTMENT DOCUMENT " TOTAL:

TOTAL FOR ALL ADJUSTMENTS:

12/12/18
9:47:19 AM

Chino Valley Fire District
Income Statement
(Original Budget to Actual Comparison)
For the period of 10/1/2018 Through 10/31/2018

Fund: (40) Bond Service Fund

	Account	Actual	Current Period Budget	Variance	%	Actual	Year To Date Budget	Variance	%
<u>Revenues</u>									
Real Estate Tax	40420000002	\$169,058.52	\$0.00	\$169,058.52	0.0%	\$175,131.85	\$0.00	\$175,131.85	0.0%
Personal Tax Revenue	40420500000	3,744.25	0.00	3,744.25	0.0	4,263.83	0.00	4,263.83	0.0
Net Revenues		\$172,802.77	\$0.00	\$172,802.77	0.0 %	\$179,395.68	\$0.00	\$179,395.68	0.0 %
<u>Fund Raising Expenses</u>									
BDS - Bank Agent Fees	40640500000	\$0.00	\$0.00	\$0.00	0.0%	\$420.00	\$0.00	\$(420.00)	0.0%
Total Fund Raising Expenses		\$0.00	\$0.00	\$0.00	0.0 %	\$420.00	\$0.00	\$(420.00)	0.0 %
Total Expenses						\$420.00		\$(420.00)	
Income (Loss) from Operations		\$172,802.77	\$0.00	\$172,802.77	0.0%	\$178,975.68	\$0.00	\$178,975.68	0.0%
<u>Other Income (Expense)</u>									
Bond Debt Service Interest Revenue	40430000000	\$0.00	\$0.00	\$0.00	0.0%	\$1,639.60	\$0.00	\$1,639.60	0.0%
Capital Outlay-Building - OPS	40772030000	(795.00)	0.00	(795.00)	0.0	(5,127.27)	0.00	(5,127.27)	0.0
Capital Outlay-Vehicles/OPS	40773030000	0.00	0.00	0.00	0.0	(1,684.49)	0.00	(1,684.49)	0.0
Total Other Income (Expense)		\$(795.00)	\$0.00	\$(795.00)	0.0 %	\$(5,172.16)	\$0.00	\$(5,172.16)	0.0 %
Net Income (Loss)		\$172,007.77	\$0.00	\$172,007.77	0.0%	\$173,803.52	\$0.00	\$173,803.52	0.0%

12/12/18
9:47:33 AM

Chino Valley Fire District

Balance Sheet

As of 10/31/2018

Fund: (40) Bond Service Fund
Account: (1105) Not Defined

Assets

<u>Current Assets</u>		
Bond Debt Service	\$322,161.30	
Total Current Assets		\$322,161.30
Total Assets		\$322,161.30
Total Liabilities and Net Assets		\$0.00

Chino Valley Fire District
GL Account Ledger - Detail By Period
10/1/2018 through 10/31/2018

Batch	Journal	Entry #	Date	Job	Document	Description	Debits	Credits	Balance
40.1105.0.0.000			BOND DEBT SERVICE						\$149,358.53
1995	GJ	143075	10/31/18		BDS Cash	Tax & Interest Revenue	172,776.31	-	322,134.84
1996	GJ	143079	10/31/18		Cash w/ County	County corrections	26.46	-	322,161.30
BOND DEBT SERVICE TOTALS:							\$172,802.77	\$0.00	\$322,161.30
TOTAL OF LEDGER:							\$172,802.77	\$0.00	\$322,161.30

Chino Valley Fire District
GL Trial Balance by Date Range (Current and History)
10/01/2018 through 10/31/2018

Account	Description	Balances				Adjustments
		Beginning	Debits	Credits	Ending	
40.1105.0.0.000	Bond Debt Service	\$149,358.53	\$172,802.77	\$0.00	\$322,161.30	
TOTAL OF LEDGER:		<u>\$149,358.53</u>	<u>\$172,802.77</u>	<u>\$0.00</u>	<u>\$322,161.30</u>	

CHINO VALLEY FIRE DISTRICT
BOND 2007 ACCOUNT: 6-65640-0000
BANK RECONCILIATION OCTOBER, 2018

Reconciliation:		
Beginning Balance (CVFD):	\$	573,338.33
Deposits:	\$	-
Disbursements:	\$	(795.00)
Interest Income:	\$	-
Checks:	\$	-
Adj		

Ending Balance:	\$	572,543.33
------------------------	-----------	-------------------

Difference Between Balances: \$ (0.00)

Bank Statement Balance:		
Balance Per Bank:	\$	572,543.53
Outstanding checks	\$	(0.20)

Ending Balance:	\$	572,543.33
------------------------	-----------	-------------------

Deposits Per Bank Statement:		
Deposits:		
Real Estate Taxes:	\$	-
Personal Property Taxes:	\$	-
Bond Proceeds:	\$	-
ADOT & Fish & Game In Lieu	\$	-
Ending Balance:	\$	-

Reconciliation Approved By:

Scott A Freitag

 Digitally signed by Scott A Freitag
Date: 2018.12.12 13:40:33 -07'00'

Scott Freitag, Fire Chief

Reconciliation Reviewed By:

Dave Tharp

 Digitally signed by Dave Tharp
Date: 2018.12.12 13:12:03 -07'00'

David Tharp, Assistant Chief of Administration

Reconciliation Prepared By:

Debbie Spingola

 Digitally signed by Debbie Spingola
Date: 2018.12.12 10:37:01 -07'00'

Debbie Spingola, Finance Manager



Yavapai County Treasurer

Monthly Statement

Date Range: 7/1/2018 to 10/31/2018

Account	Period	YTD		
6065640000	Chino Valley Fire Dist Bond Fund			
Begin Balance:	582,005.29	582,005.29		
Income:	.00	.00		
LOC Advance:	.00	.00		
Expense:	(9,461.76)	(9,461.76)	LOC:	.00
LOC Payments:	.00	.00	Warrants Outstanding:	.00
Cash Balance:	572,543.53	572,543.53	End:	572,543.53

Monthly Statement Summary

Source Code	Description	MTDAmount	YTDAmount
6065640000	Chino Valley Fire Dist Bond Fund	Beginning Balance:	582,005.29
91032.0	Warrants Redeemed	(9,461.76)	(9,461.76)
	Ending Balance:	572,543.53	572,543.53

Monthly Statement Detail

Date	Notes	Doc #	Amount	C/D
6065640000 Chino Valley Fire Dist Bond Fund			Beginning Balance: 582,005.29	
91032.0 Warrants Redeemed			Source Code Total: (9,461.76)	
08/27	Paid Warrants	0	(2,183.00)	D
10/01	Paid Warrants	0	(282.75)	D
10/03	Paid Warrants	0	(456.42)	D
10/05	Paid Warrants	0	(2,650.00)	D
10/15	Paid Warrants	0	(1,652.26)	D
10/16	Paid Warrants	0	(117.33)	D
10/18	Paid Warrants	0	(1,325.00)	D
10/30	Paid Warrants	0	(795.00)	D
6065640000 Chino Valley Fire Dist Bond Fund			Ending Balance: 572,543.53	

Warrant Detail

Payee Name	Warrant	Amount	Issue Dt	Status Dt	Voucher
6065640000 Chino Valley Fire Dist Bond Fund					Account Total: 9,461.76
Fund: 0656					Fund Total: 9,461.76
Status: PAID					Status Total: 9,461.76
/	0705560355	196.22	09/24/18	10/03/18	
/	0706560346	2,650.00	06/18/18	10/05/18	
/	0706560347	21.28	07/16/18	10/15/18	
/	0706560348	1,630.98	07/16/18	10/15/18	
/	0706560349	63.82	07/30/18	10/16/18	
/	0706560350	53.51	07/30/18	10/16/18	
/	0706560351	2,183.00	08/13/18	08/27/18	
/	0706560352	1,325.00	08/27/18	10/18/18	
/	0706560353	260.20	09/10/18	10/03/18	
/	0706560356	795.00	10/22/18	10/30/18	
/	0756560354	282.75	09/24/18	10/01/18	
	Count	Amount			
Total PAID:	11	9,461.76			

Chino Valley Fire District
Bank Reconciliation Summary
For the Bank Statement ending: 10/31/2018

BANK CONTROL ID: BF - YAVAPAI COUNTY TREASURER		DESC: BOND FUND WARRANT 2007	ACCOUNT NO: 6-65640-0000
Beginning Balance:	10/01/18		\$575,402.70
Deposits and Credits:			\$0.00
Checks and Charges:			(\$2,859.17)
Adjustments:			\$0.00
Ending Balance Per Reconciliation:			<u>\$572,543.53</u>
Ending Balance Per Bank Statement:	10/31/18		\$572,543.53
* Outstanding Deposits and Credits:	10/31/18		\$0.00
* Outstanding Checks and Charges:	10/31/18		(\$0.20)
Ending Book Balance:			<u>\$572,543.33</u>

* Outstanding amounts are all outstanding credits and charges dated prior or equal to the Reconciliation date.

Chino Valley Fire District
BR Checks and Charges Cleared
For the Bank Statement ending: 10/31/18

BF		Yavapai County Treasurer		Bond Fund Warrant 2007		6-65640-0000	
Date	Document	Description	Module	Company	Amount		
08/27/18	79000352	Headwaters Architecture, P.C.	AP	CHINOV	\$1,325.00		
09/10/18	79000353	A&E Reprographics	AP	CHINOV	\$260.20		
09/24/18	79000354	A&E Reprographics	AP	CHINOV	\$196.22		
09/24/18	79000355	The Daily Courier	AP	CHINOV	\$282.75		
10/22/18	79000356	Headwaters Architecture, P.C.	AP	CHINOV	\$795.00		
TOTAL CHECKS AND CHARGES CLEARED:					\$2,859.17		

Chino Valley Fire District
BR Checks and Charges Outstanding
For the Bank Statement ending: 10/31/18

BF		Yavapai County Treasurer		Bond Fund Warrant 2007		6-65640-0000	
Date	Document	Description	Module	Company	Amount		
06/30/17	2017 Audit JE	To post adjustments to 2017 YE	GL	CHINOV	\$0.20		
TOTAL CHECKS AND CHARGES OUTSTANDING:					\$0.20		

Chino Valley Fire District
BR Deposits and Credits Cleared
For the Bank Statement ending:

Date	Document	Description	Module	Company	Amount
------	----------	-------------	--------	---------	--------

TOTAL DEPOSITS AND CREDITS CLEARED:

Chino Valley Fire District
BR Deposits and Credits Outstanding
For the Bank Statement ending:

Date	Document	Description	Module	Company	Amount
------	----------	-------------	--------	---------	--------

TOTAL DEPOSITS AND CREDITS OUTSTANDING:

Chino Valley Fire District
Bank Reconciliation Register

Document Number	Date	BR Status	Void?	Description	Date Cleared	Amount
MODULE: CHECKS FROM ACCOUNTS PAYABLE						
BANK CONTROL ID: BF - YAVAPAI COUNTY TREASURER						
79000356	10/22/18	Marked	No	Headwaters Architecture, P.C.	12/12/18	\$795.00
SUB TOTAL FOR BANK:						\$795.00
TOTAL FOR MODULE:						\$795.00

Chino Valley Fire District
BR Adjustments Report
For the Bank Statement ending:

Date	Document	Description	GL Account	Offset Amt	Adj. Amt
------	----------	-------------	------------	------------	----------

DOCUMENT:

ADJUSTMENT DOCUMENT " TOTAL:

TOTAL FOR ALL ADJUSTMENTS:

12/12/18
10:15:24 AM

Chino Valley Fire District
Income Statement
(Original Budget to Actual Comparison)
For the period of 10/1/2018 Through 10/31/2018

Fund: (40) Bond Service Fund

	Account	Actual	Current Period Budget	Variance	%	Actual	Year To Date Budget	Variance	%
<u>Revenues</u>									
Real Estate Tax	40420000002	\$169,058.52	\$0.00	\$169,058.52	0.0%	\$175,131.85	\$0.00	\$175,131.85	0.0%
Personal Tax Revenue	40420500000	3,744.25	0.00	3,744.25	0.0	4,263.83	0.00	4,263.83	0.0
Net Revenues		\$172,802.77	\$0.00	\$172,802.77	0.0 %	\$179,395.68	\$0.00	\$179,395.68	0.0 %
<u>Fund Raising Expenses</u>									
BDS - Bank Agent Fees	40640500000	\$0.00	\$0.00	\$0.00	0.0%	\$420.00	\$0.00	\$(420.00)	0.0%
Total Fund Raising Expenses		\$0.00	\$0.00	\$0.00	0.0 %	\$420.00	\$0.00	\$(420.00)	0.0 %
Total Expenses						\$420.00		\$(420.00)	
Income (Loss) from Operations		\$172,802.77	\$0.00	\$172,802.77	0.0%	\$178,975.68	\$0.00	\$178,975.68	0.0%
<u>Other Income (Expense)</u>									
Bond Debt Service Interest Revenue	40430000000	\$0.00	\$0.00	\$0.00	0.0%	\$1,639.60	\$0.00	\$1,639.60	0.0%
Capital Outlay-Building - OPS	40772030000	(795.00)	0.00	(795.00)	0.0	(5,127.27)	0.00	(5,127.27)	0.0
Capital Outlay-Vehicles/OPS	40773030000	0.00	0.00	0.00	0.0	(1,684.49)	0.00	(1,684.49)	0.0
Total Other Income (Expense)		\$(795.00)	\$0.00	\$(795.00)	0.0 %	\$(5,172.16)	\$0.00	\$(5,172.16)	0.0 %
Net Income (Loss)		\$172,007.77	\$0.00	\$172,007.77	0.0%	\$173,803.52	\$0.00	\$173,803.52	0.0%

12/12/18
10:15:39 AM

Chino Valley Fire District

Balance Sheet

As of 10/31/2018

Fund: (40) Bond Service Fund
Account: (1250) Not Defined

Assets

<u>Current Assets</u>		
Bond Fund Account	\$572,543.33	
Total Current Assets		\$572,543.33
Total Assets		\$572,543.33
Total Liabilities and Net Assets		\$0.00

Chino Valley Fire District
GL Account Ledger - Detail By Period
10/1/2018 through 10/31/2018

Batch	Journal	Entry #	Date	Job	Document	Description	Debits	Credits	Balance
40.1250.0.0.000			BOND FUND ACCOUNT						\$573,338.33
1986	CD	143037	10/22/18		79000356	Headwaters Architecture, P.C. - Cash Disbursement HEAARC	-	795.00	572,543.33
BOND FUND ACCOUNT TOTALS:							<u>\$0.00</u>	<u>\$795.00</u>	<u>\$572,543.33</u>
TOTAL OF LEDGER:							<u>\$0.00</u>	<u>\$795.00</u>	<u>\$572,543.33</u>

Chino Valley Fire District
GL Trial Balance Worksheet
For The Period of 10/1/2018 through 10/31/2018

Account	Description	Balances				Adjustments
		Beginning	Debits	Credits	Ending	
40.1250.0.0.000	Bond Fund Account	\$573,338.33	\$0.00	\$795.00	\$572,543.33	
TOTALS:		<u>\$573,338.33</u>	<u>\$0.00</u>	<u>\$795.00</u>	<u>\$572,543.33</u>	

* Inactive accounts are marked and appear in grey.

November

The Chino Valley Fire District Board of Directors have reviewed and approved the following monthly financial documents to include Income Statements, Balance Sheets, and Bank Reconciliations with supporting documents, Revenue and Expenditure Graphs, and Cash Flow Projections in compliance with ARS §48-805, 807:

CVFD General Fund

CVFD Bond Debt Service

CVFD Bond Fund, 2007

Fire Board Chairperson

Date

Fire Board Clerk

Date

Signature indicating approval on next page.

CHINO VALLEY FIRE DISTRICT
CHECK RECONCILIATION NOVEMBER, 2018

Reconciliation:

Beginning Balance:	\$	1,897,675.25
Deposits:	\$	558,648.43
Transfer Out - Fire Authority:		
ADOT & Fish and Game In Lieu:	\$	-
Disbursements:	\$	-
Transfer In-CAFMA	\$	-
County error		
Ending Balance:	\$	2,456,323.68

Difference Between Balances: \$ -

Bank Statement Balance:

Balance Per Bank:	\$	2,456,523.46
Outstanding Checks:		
Outstanding Deposits:	\$	1,828.54
A/P Adjustments:	\$	(2,028.32)
Reversing Entry:	\$	-
County error		

Ending Balance: \$ 2,456,323.68

G/L Ending Balance: \$ 2,456,323.68

\$ 2,456,323.68

Deposits Per Bank Statement:

Real Estate Taxes:	\$	467,527.78
Personal Property Taxes:	\$	31,259.70
Fire District Assistance Tax:	\$	59,860.95
Fire District Deposit:	\$	-
Transfer Out-Fire Authority:		
ADOT & Fish and Game In Lieu:	\$	-
NSF Check Returned:	\$	-
Adjustments (Warrants Issued):	\$	-
Interest Income:		
Correct errors made by County		
Ending Balance:	\$	558,648.43


Bank Reconciliation Register:

Checks From Accounts Payable:		
Checks From Payroll:		
Total Checks:	\$	-
Deposits From Accounts Receivable:	\$	-
Journal Entries From General Ledger:	\$	558,648.43
NSF Checks Returned:	\$	-
Transfer In-CAFMA	\$	-
Ending Balance:	\$	558,648.43

Reconciliation Approved By:

Scott A Freitag


Scott Freitag, Fire Chief

 Digitally signed by Scott A Freitag
Date: 2018.12.13 15:51:34 -07'00'

Reconciliation Reviewed By:

Dave Tharp


David Tharp, Assistant Chief of Administration

 Digitally signed by Dave Tharp
Date: 2018.12.13 10:57:14 -07'00'

Reconciliation Prepared By:

Debbie Spingola

Debbie Spingola, Finance Manager

 Digitally signed by Debbie Spingola
Date: 2018.12.12 15:15:36 -07'00'

Chino Valley Fire District
General Fund Tax Collection Information

Total Levy Month	FY 15-16 \$3,481,052 Collected	FY 16-17 \$3,547,699 Collected	FY 17-18 \$3,707,996 Collected	FY 18-19 \$3,926,501 Collected
July	\$32,572	\$10,160	\$24,936	\$21,890
%	0.936%	0.286%	0.672%	0.557%
% To Date	0.9357%	0.2864%	0.6725%	0.5575%
August	\$26,909	\$18,803	\$10,622	\$12,226
%	0.773%	0.530%	0.286%	0.311%
% To Date	1.7087%	0.8164%	0.9590%	0.8688%
September	\$296,716	\$182,315	\$178,141	\$25,209
%	8.524%	5.139%	4.804%	0.642%
% To Date	10.2324%	5.9553%	5.7632%	1.5109%
October	\$1,237,993	\$834,512	\$1,503,325	\$1,610,381
%	35.564%	23.523%	40.543%	41.013%
% To Date	45.7962%	29.4779%	46.3060%	42.5240%
November	\$289,817	\$866,615	\$290,266	\$498,787
%	8.326%	24.428%	7.828%	12.703%
% To Date	54.1218%	53.9055%	54.1341%	55.2271%
December	\$220,662	\$227,672	\$223,661	\$0
%	6.3389%	6.4175%	6.0319%	0.0000%
% To Date	60.4607%	60.3229%	60.1659%	55.2271%
January	\$76,744	\$89,048	\$153,278	\$0
%	2.2046%	2.5100%	4.1337%	0.0000%
% To Date	62.6653%	62.8330%	64.2997%	55.2271%
February	\$87,184	\$94,094	\$95,262	\$0
%	2.5045%	2.6523%	2.5691%	0.0000%
% To Date	65.1698%	65.4852%	66.8688%	55.2271%
March	\$124,511	\$141,015	\$127,298	\$0
%	3.5768%	3.9748%	3.4331%	0.0000%
% To Date	68.7467%	69.4600%	70.3018%	55.2271%
April	\$910,876	\$821,855	\$794,289	\$0
%	26.1667%	23.1659%	21.4210%	0.0000%
% To Date	94.9134%	92.6259%	91.7228%	55.2271%
May	\$125,156	\$195,151	\$238,700	\$0
%	3.5954%	5.5008%	6.4374%	0.0000%
% To Date	98.5087%	98.1267%	98.1602%	55.2271%
June	\$66,848	\$66,097	\$80,520	\$0
%	1.9203%	1.8631%	2.1715%	0.0000%
% To Date	100.4290%	99.9898%	100.3318%	55.2271%
TOTALS	\$3,495,987	\$3,547,337	\$3,720,297	\$2,168,493
Delinquency	-0.4290%	0.0102%	-0.3318%	44.7729%

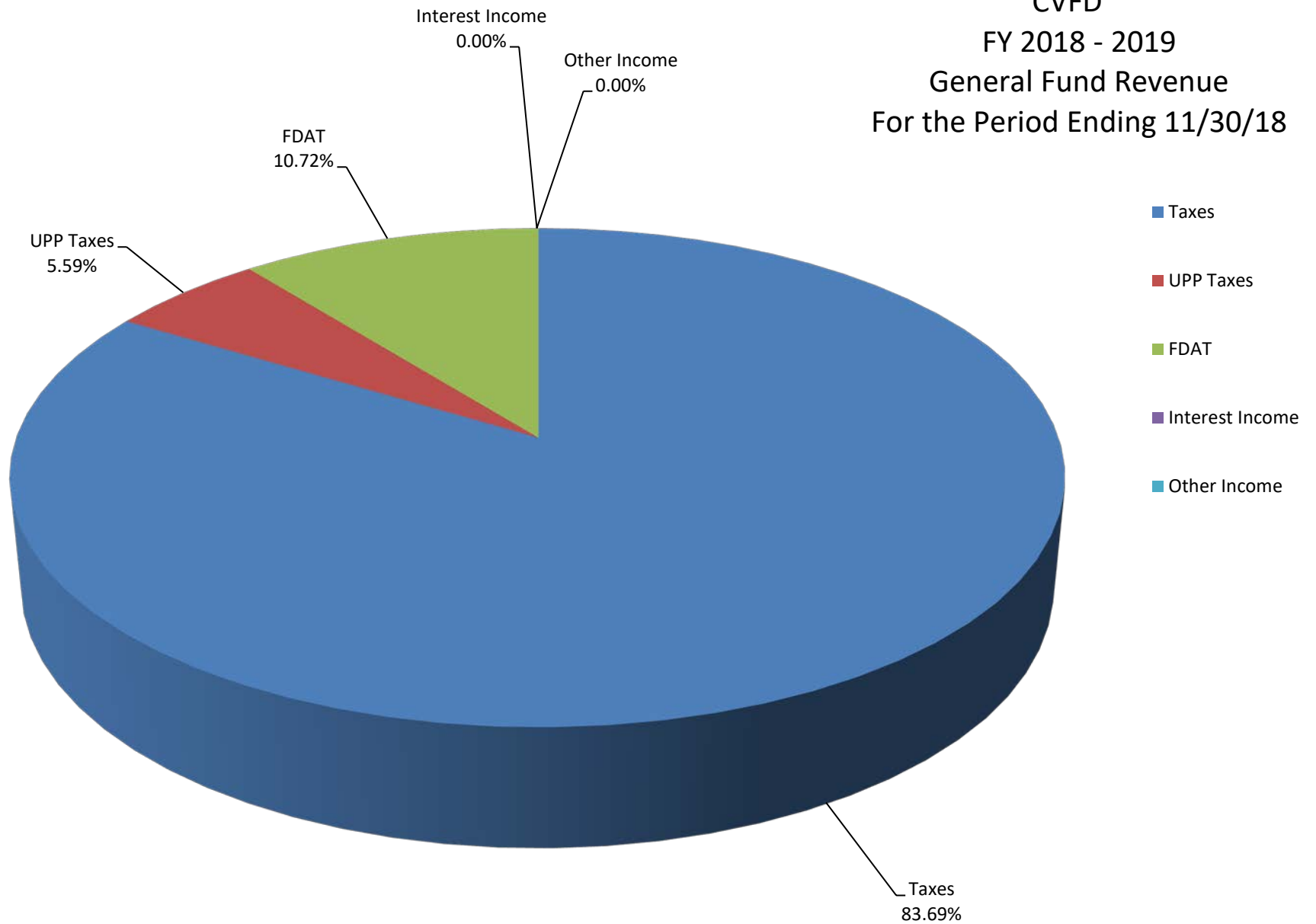
Chino Valley Fire District

FDAT Collection Information

Total Levy Month	FY 15-16 \$313,900 Collected	FY 16-17 \$313,900 Collected	FY 17-18 \$333,290 Collected	FY 18-19 \$333,290 Collected
July	\$2,501	\$1,423	\$1,630	\$1,238
%	0.797%	0.453%	0.489%	0.371%
% To Date	0.7966%	0.4533%	0.4891%	0.3715%
August	\$1,456	\$661	\$554	\$707
%	0.464%	0.211%	0.166%	0.212%
% To Date	1.2606%	0.6638%	0.6553%	0.5835%
September	\$26,332	\$8,777	\$12,654	\$3,182
%	8.389%	2.796%	3.797%	0.955%
% To Date	9.6492%	3.4600%	4.4520%	1.5382%
October	\$97,909	\$86,411	\$93,081	\$139,813
%	31.191%	27.528%	27.928%	41.949%
% To Date	40.8405%	30.9881%	32.3799%	43.4877%
November	\$43,410	\$75,219	\$74,651	\$59,861
%	13.8292%	23.9628%	22.3983%	17.9606%
% To Date	54.6697%	54.9510%	54.7782%	61.4483%
December	\$20,201	\$24,923	\$21,663	\$0
%	6.4354%	7.9398%	6.4997%	0.0000%
% To Date	61.1052%	62.8907%	61.2779%	61.4483%
January	\$10,565	\$11,762	\$16,138	\$0
%	3.3658%	3.7471%	4.8420%	0.0000%
% To Date	64.4710%	66.6378%	66.1199%	61.4483%
February	\$7,946	\$8,291	\$8,056	\$0
%	2.531%	2.641%	2.417%	0.000%
% To Date	67.0024%	69.2790%	68.5368%	61.4483%
March	\$12,018	\$12,638	\$12,174	\$0
%	3.8286%	4.0263%	3.6528%	0.0000%
% To Date	70.8310%	73.3052%	72.1897%	61.4483%
April	\$35,416	\$62,586	\$63,209	\$0
%	11.2825%	19.9382%	18.9651%	0.0000%
% To Date	82.1134%	93.2434%	91.1548%	61.4483%
May	\$51,376	\$23,662	\$23,731	\$0
%	16.3671%	7.5381%	7.1201%	0.0000%
% To Date	98.4805%	100.7815%	98.2749%	61.4483%
June	\$6,266	\$4,682	\$5,094	\$0
%	1.9962%	1.4917%	1.5285%	0.0000%
% To Date	100.4767%	102.2732%	99.8034%	61.4483%
TOTALS	\$315,396	\$321,035	\$332,635	\$204,801
Delinquency	-0.4767%	-2.2732%	0.1966%	38.5517%
	100.0000%	100.0000%	100.0000%	100.0000%

[illegible]

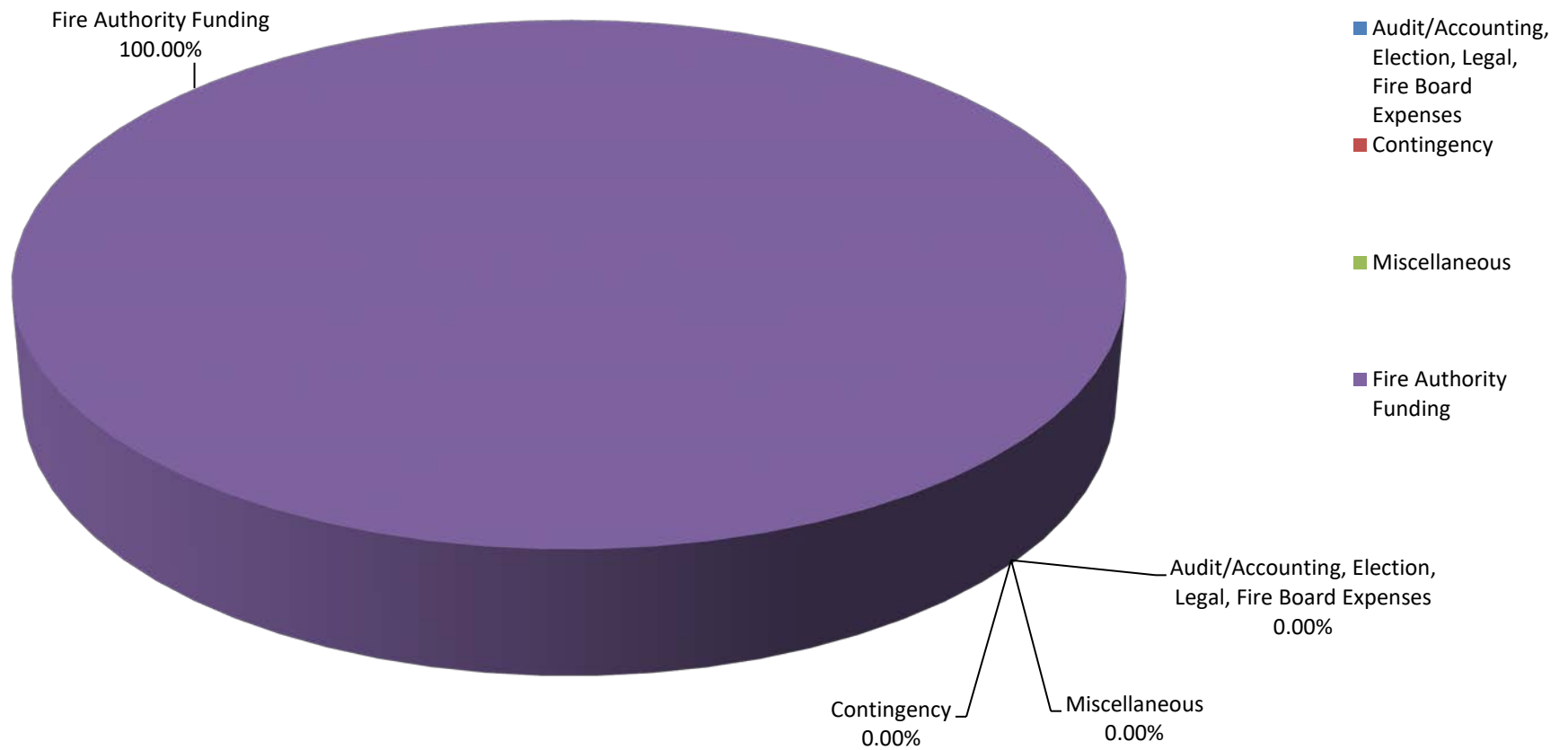
CVFD
FY 2018 - 2019
General Fund Revenue
For the Period Ending 11/30/18



CHINO VALLEY FIRE DISTRICT**REVENUE**

	Current Month Revenue	YTD Budget	
Taxes	\$ 467,528	\$ 3,547,699	83.70
UPP Taxes	\$ 31,260	\$ -	5.59
FDAT	\$ 59,861	\$ 313,900	10.72
Interest Income	\$ -	\$ -	0.00
Other Income	\$ -	\$ 2,000	0.00
	\$ 558,648	\$ 3,863,599	100.01

CVFD
FY 2018 - 2019
General Fund Expenditures
For the Period Ending 11/30/18



CHINO VALLEY FIRE DISTRICT
EXPENSES

	Current Month Actual	YTD Budget	
Audit/Accounting, Election, Legal, Fire Board Expenses	\$ -	\$ 29,000	-
Contingency	\$ -	\$ 20,000	-
Miscellaneous	\$ -	\$ -	-
Fire Authority Funding	\$ 0	\$ 3,850,599	100.00
	\$ 0	\$ 3,899,599	100



Yavapai County Treasurer

Monthly Statement

Date Range: 11/1/2018 to 11/30/2018

Account	Period	YTD		
55540000	Chino Valley Fire Dist GF			
Begin Balance:	1,897,875.03	212,468.11		
Income:	558,648.43	2,374,045.19		
LOC Advance:	.00	.00		
Expense:	.00	(129,989.84)	LOC:	.00
LOC Payments:	.00	.00	Warrants Outstanding:	.00
Cash Balance:	2,456,523.46	2,456,523.46	End:	2,456,523.46

Monthly Statement Summary

Source Code	Description		MTDAmount	YTDAmount
55540000 Chino Valley Fire Dist GF		Beginning Balance:	1,897,875.03	212,468.11
1100.2013	2013 Real Estate Taxes		.00	170.25
1100.2015	2015 Real Estate Taxes		71.48	223.11
1100.2016	2016 Real Estate Taxes		70.38	91.04
1100.2017	2017 Real Estate Taxes		7,403.84	51,848.07
1100.2018	2018 Real Estate Taxes		459,982.08	2,045,297.52
2100.2004	2004 Personal Property Taxes		.00	21.30
2100.2005	2005 Personal Property Taxes		.00	21.73
2100.2006	2006 Personal Property Taxes		.00	27.05
2100.2007	2007 Personal Property Taxes		.00	27.53
2100.2008	2008 Personal Property Taxes		.00	22.77
2100.2009	2009 Personal Property Taxes		.00	24.73
2100.2010	2010 Personal Property Taxes		.00	22.34
2100.2011	2011 Personal Property Taxes		.00	95.48
2100.2012	2012 Personal Property Taxes		.00	37.33
2100.2013	2013 Personal Property Taxes		2.27	51.98
2100.2014	2014 Personal Property Taxes		.00	36.42
2100.2015	2015 Personal Property Taxes		12.08	94.85
2100.2016	2016 Personal Property Taxes		77.00	128.94
2100.2017	2017 Personal Property Taxes		245.67	3,226.46
2100.2018	2018 Personal Property Taxes		30,922.68	67,025.62
7150.0	FDAT Distributions		59,860.95	204,996.13
8109.0	Interest on Investments St Treas		.00	554.54
0002.0	Interest Pd on Tax Roll Corrections		.00	(39.07)
1032.0	Warrants Redeemed		.00	(2,491.25)
1702.0	Transfer out		.00	(127,459.52)
		Ending Balance:	2,456,523.46	2,456,523.46

Monthly Statement Detail

Date	Notes	Doc #	Amount	C/D
------	-------	-------	--------	-----



Yavapai County Treasurer

Monthly Statement

Date Range: 11/1/2018 to 11/30/2018

55540000 Chino Valley Fire Dist GF			Beginning Balance: 1,897,875.03	
1100.2015 2015 Real Estate Taxes			Source Code Total: 71.48	
11/30	Tax Distribution	0	71.48	C
1100.2016 2016 Real Estate Taxes			Source Code Total: 70.38	
11/30	Tax Distribution	0	70.38	C
1100.2017 2017 Real Estate Taxes			Source Code Total: 7,403.84	
11/01	Tax Distribution	0	87.76	C
11/02	Tax Distribution	0	81.82	C
11/02	Tax Distribution	0	41.07	C
11/05	Tax Distribution	0	221.46	C
11/07	Tax Distribution	0	423.74	C
11/08	Tax Distribution	0	127.49	C
11/09	Tax Distribution	0	25.12	C
11/09	Tax Distribution	0	286.61	C
11/09	Tax Distribution	0	251.46	C
11/13	Tax Distribution	0	229.07	C
11/13	Tax Distribution	0	435.26	C
11/14	Tax Distribution	0	151.80	C
11/14	Tax Distribution	0	54.79	C
11/14	Tax Distribution	0	83.21	C
11/15	Tax Distribution	0	1,273.02	C
11/16	Tax Distribution	0	96.97	C
11/16	Tax Distribution	0	270.42	C
11/16	Tax Distribution	0	75.65	C
11/19	Tax Distribution	0	63.57	C
11/20	Tax Distribution	0	.28	C
11/20	Tax Distribution	0	78.76	C
11/21	Tax Distribution	0	62.98	C
11/27	Tax Distribution	0	87.93	C
11/28	Tax Distribution	0	37.24	C
11/28	Tax Distribution	0	1,864.95	C
11/28	Tax Distribution	0	599.79	C
11/29	Tax Distribution	0	135.61	C
11/29	Tax Distribution	0	21.15	C
11/30	Tax Distribution	0	133.39	C
11/30	Tax Distribution	0	11.76	C
11/30	Tax Distribution	0	56.41	C
11/30	Tax Distribution	0	33.30	C
1100.2018 2018 Real Estate Taxes			Source Code Total: 459,982.08	
11/01	Tax Distribution	0	9,936.78	C
11/01	Tax Distribution	0	2,696.44	C
11/01	Tax Distribution	0	717.20	C
11/01	Tax Distribution	0	132,318.83	C



Yavapai County Treasurer

Monthly Statement

Date Range: 11/1/2018 to 11/30/2018

11/01	Tax Distribution	0	2,574.40	C
11/01	Tax Distribution	0	702.66	C
11/01	Tax Distribution	0	2,237.83	C
11/02	Tax Distribution	0	2,499.01	C
11/02	Tax Distribution	0	2,809.90	C
11/02	Tax Distribution	0	2,932.54	C
11/02	Tax Distribution	0	59,170.35	C
11/02	Tax Distribution	0	2,388.14	C
11/02	Tax Distribution	0	1,346.28	C
11/02	Tax Distribution	0	629.97	C
11/05	Tax Distribution	0	648.81	C
11/05	Tax Distribution	0	997.51	C
11/05	Tax Distribution	0	331.43	C
11/05	Tax Distribution	0	19,192.18	C
11/05	Tax Distribution	0	5,597.70	C
11/05	Tax Distribution	0	(2.33)	C
11/05	Tax Distribution	0	687.10	C
11/05	Tax Distribution	0	1,172.49	C
11/05	Tax Distribution	0	1,359.98	C
11/06	Tax Distribution	0	1,363.48	C
11/06	Tax Distribution	0	292.08	C
11/06	Tax Distribution	0	689.57	C
11/06	Tax Distribution	0	1,071.17	C
11/06	Tax Distribution	0	38,532.93	C
11/06	Tax Distribution	0	2,956.53	C
11/06	Tax Distribution	0	1,317.31	C
11/06	Tax Distribution	0	3,277.84	C
11/07	Tax Distribution	0	885.19	C
11/07	Tax Distribution	0	1,269.04	C
11/07	Tax Distribution	0	78.59	C
11/07	Tax Distribution	0	958.53	C
11/07	Tax Distribution	0	14,847.22	C
11/07	Tax Distribution	0	714.24	C
11/07	Tax Distribution	0	1,992.77	C
11/07	Tax Distribution	0	37.89	C
11/07	Tax Distribution	0	804.68	C
11/08	Tax Distribution	0	1,021.96	C
11/08	Tax Distribution	0	1,371.45	C
11/08	Tax Distribution	0	479.31	C
11/08	Tax Distribution	0	725.91	C
11/08	Tax Distribution	0	610.06	C
11/08	Tax Distribution	0	337.95	C
11/08	Tax Distribution	0	1,855.31	C



Yavapai County Treasurer

Monthly Statement

Date Range: 11/1/2018 to 11/30/2018

11/09	Tax Distribution	0	830.82	C
11/09	Tax Distribution	0	4,686.89	C
11/09	Tax Distribution	0	3,207.83	C
11/09	Tax Distribution	0	1,532.43	C
11/09	Tax Distribution	0	3,789.86	C
11/09	Tax Distribution	0	273.13	C
11/09	Tax Distribution	0	1,868.88	C
11/09	Tax Distribution	0	1,173.57	C
11/09	Tax Distribution	0	8,748.39	C
11/13	Tax Distribution	0	702.37	C
11/13	Tax Distribution	0	979.49	C
11/13	Tax Distribution	0	5,940.53	C
11/13	Tax Distribution	0	64.31	C
11/13	Tax Distribution	0	88.89	C
11/13	Tax Distribution	0	439.16	C
11/13	Tax Distribution	0	497.54	C
11/13	Tax Distribution	0	1,403.99	C
11/14	Tax Distribution	0	2,409.63	C
11/14	Tax Distribution	0	243.07	C
11/14	Tax Distribution	0	1,980.58	C
11/14	Tax Distribution	0	2.33	C
11/14	Tax Distribution	0	2,700.11	C
11/14	Tax Distribution	0	(326.60)	C
11/14	Tax Distribution	0	4,460.65	C
11/14	Tax Distribution	0	662.56	C
11/14	Tax Distribution	0	967.22	C
11/15	Tax Distribution	0	889.41	C
11/15	Tax Distribution	0	2,854.17	C
11/15	Tax Distribution	0	3,264.28	C
11/15	Tax Distribution	0	(269.31)	C
11/15	Tax Distribution	0	663.03	C
11/15	Tax Distribution	0	1,278.17	C
11/15	Tax Distribution	0	2,146.08	C
11/16	Tax Distribution	0	1,158.28	C
11/16	Tax Distribution	0	660.65	C
11/16	Tax Distribution	0	31.25	C
11/16	Tax Distribution	0	1,547.74	C
11/16	Tax Distribution	0	349.26	C
11/16	Tax Distribution	0	3,004.68	C
11/16	Tax Distribution	0	735.01	C
11/16	Tax Distribution	0	1,261.93	C
11/16	Tax Distribution	0	2,915.31	C
11/19	Tax Distribution	0	2,133.87	C



Yavapai County Treasurer

Monthly Statement

Date Range: 11/1/2018 to 11/30/2018

11/19	Tax Distribution	0	75.85	C
11/19	Tax Distribution	0	389.10	C
11/19	Tax Distribution	0	486.38	C
11/19	Tax Distribution	0	128.29	C
11/19	Tax Distribution	0	903.10	C
11/19	Tax Distribution	0	1,492.32	C
11/20	Tax Distribution	0	348.30	C
11/20	Tax Distribution	0	854.43	C
11/20	Tax Distribution	0	110.81	C
11/20	Tax Distribution	0	1,071.92	C
11/20	Tax Distribution	0	967.18	C
11/20	Tax Distribution	0	150.97	C
11/21	Tax Distribution	0	318.08	C
11/21	Tax Distribution	0	2,829.16	C
11/21	Tax Distribution	0	371.34	C
11/21	Tax Distribution	0	489.95	C
11/21	Tax Distribution	0	4,053.35	C
11/26	Tax Distribution	0	556.75	C
11/26	Tax Distribution	0	119.40	C
11/26	Tax Distribution	0	717.55	C
11/26	Tax Distribution	0	1,218.46	C
11/26	Tax Distribution	0	628.72	C
11/26	Tax Distribution	0	1,206.34	C
11/27	Tax Distribution	0	1,633.56	C
11/27	Tax Distribution	0	962.78	C
11/27	Tax Distribution	0	3,725.60	C
11/27	Tax Distribution	0	692.05	C
11/27	Tax Distribution	0	537.11	C
11/27	Tax Distribution	0	1,473.80	C
11/28	Tax Distribution	0	894.86	C
11/28	Tax Distribution	0	2,375.82	C
11/28	Tax Distribution	0	4,044.88	C
11/28	Tax Distribution	0	197.66	C
11/28	Tax Distribution	0	3,190.68	C
11/28	Tax Distribution	0	1,308.58	C
11/28	Tax Distribution	0	2,090.21	C
11/29	Tax Distribution	0	1,364.68	C
11/29	Tax Distribution	0	628.36	C
11/29	Tax Distribution	0	170.30	C
11/29	Tax Distribution	0	2,461.97	C
11/29	Tax Distribution	0	1,466.58	C
11/29	Tax Distribution	0	431.16	C
11/29	Tax Distribution	0	127.31	C



Yavapai County Treasurer

Monthly Statement

Date Range: 11/1/2018 to 11/30/2018

11/29	Tax Distribution	0	(21.12)	C
11/30	Tax Distribution	0	1,278.60	C
11/30	Tax Distribution	0	1,883.42	C
11/30	Tax Distribution	0	678.45	C
11/30	Tax Distribution	0	2,186.32	C
11/30	Tax Distribution	0	198.51	C
11/30	Tax Distribution	0	124.55	C
2100.2013 2013 Personal Property Taxes			Source Code Total: 2.27	
11/20	Tax Distribution	0	2.27	C
2100.2015 2015 Personal Property Taxes			Source Code Total: 12.08	
11/28	Tax Distribution	0	12.08	C
2100.2016 2016 Personal Property Taxes			Source Code Total: 77.00	
11/02	Tax Distribution	0	21.74	C
11/19	Tax Distribution	0	55.26	C
2100.2017 2017 Personal Property Taxes			Source Code Total: 245.67	
11/13	Tax Distribution	0	95.39	C
11/14	Tax Distribution	0	150.28	C
2100.2018 2018 Personal Property Taxes			Source Code Total: 30,922.68	
11/01	Tax Distribution	0	187.90	C
11/01	Tax Distribution	0	1,293.77	C
11/01	Tax Distribution	0	60.71	C
11/01	Tax Distribution	0	75.44	C
11/02	Tax Distribution	0	856.62	C
11/02	Tax Distribution	0	160.86	C
11/02	Tax Distribution	0	492.88	C
11/05	Tax Distribution	0	89.79	C
11/05	Tax Distribution	0	160.68	C
11/05	Tax Distribution	0	473.85	C
11/05	Tax Distribution	0	324.99	C
11/05	Tax Distribution	0	225.41	C
11/05	Tax Distribution	0	15.41	C
11/06	Tax Distribution	0	60.51	C
11/06	Tax Distribution	0	152.12	C
11/06	Tax Distribution	0	1,446.49	C
11/06	Tax Distribution	0	85.74	C
11/06	Tax Distribution	0	80.34	C
11/06	Tax Distribution	0	480.39	C
11/07	Tax Distribution	0	112.10	C
11/07	Tax Distribution	0	108.94	C
11/07	Tax Distribution	0	927.36	C
11/07	Tax Distribution	0	7.70	C
11/08	Tax Distribution	0	86.90	C
11/08	Tax Distribution	0	110.06	C



Yavapai County Treasurer

Monthly Statement

Date Range: 11/1/2018 to 11/30/2018

11/08	Tax Distribution	0	14,342.47	C
11/08	Tax Distribution	0	14.80	C
11/08	Tax Distribution	0	278.42	C
11/09	Tax Distribution	0	233.62	C
11/09	Tax Distribution	0	492.88	C
11/09	Tax Distribution	0	270.36	C
11/09	Tax Distribution	0	2,104.08	C
11/13	Tax Distribution	0	38.22	C
11/13	Tax Distribution	0	245.72	C
11/13	Tax Distribution	0	80.70	C
11/14	Tax Distribution	0	2.05	C
11/14	Tax Distribution	0	410.02	C
11/14	Tax Distribution	0	90.64	C
11/15	Tax Distribution	0	698.38	C
11/15	Tax Distribution	0	17.56	C
11/15	Tax Distribution	0	344.81	C
11/15	Tax Distribution	0	58.79	C
11/16	Tax Distribution	0	107.32	C
11/16	Tax Distribution	0	66.09	C
11/19	Tax Distribution	0	7.48	C
11/19	Tax Distribution	0	81.61	C
11/19	Tax Distribution	0	28.11	C
11/20	Tax Distribution	0	11.83	C
11/21	Tax Distribution	0	20.81	C
11/21	Tax Distribution	0	142.55	C
11/21	Tax Distribution	0	14.61	C
11/26	Tax Distribution	0	47.22	C
11/26	Tax Distribution	0	486.70	C
11/27	Tax Distribution	0	74.00	C
11/27	Tax Distribution	0	151.96	C
11/27	Tax Distribution	0	415.55	C
11/28	Tax Distribution	0	26.10	C
11/28	Tax Distribution	0	215.55	C
11/28	Tax Distribution	0	37.74	C
11/29	Tax Distribution	0	65.48	C
11/29	Tax Distribution	0	292.16	C
11/29	Tax Distribution	0	744.74	C
11/30	Tax Distribution	0	26.19	C
11/30	Tax Distribution	0	58.40	C
7150.0 FDAT Distributions			Source Code Total: 59,860.95	
11/01	Fire Dist Assistance Tax 0.141068	0	13,449.79	C
11/02	Fire Dist Assistance Tax 0.141068	0	13,046.14	C
11/05	Fire Dist Assistance Tax 0.141068	0	3,334.96	C



Yavapai County Treasurer

Monthly Statement

Date Range: 11/1/2018 to 11/30/2018

11/06	Fire Dist Assistance Tax 0.141068	0	5,562.94	C
11/07	Fire Dist Assistance Tax 0.141068	0	3,972.11	C
11/08	Fire Dist Assistance Tax 0.141068	0	1,764.20	C
11/09	Fire Dist Assistance Tax 0.141068	0	5,677.08	C
11/13	Fire Dist Assistance Tax 0.141068	0	896.29	C
11/14	Fire Dist Assistance Tax 0.141068	0	1,498.61	C
11/15	Fire Dist Assistance Tax 0.141068	0	3,079.63	C
11/16	Fire Dist Assistance Tax 0.141068	0	1,401.85	C
11/19	Fire Dist Assistance Tax 0.141068	0	875.94	C
11/20	Fire Dist Assistance Tax 0.141068	0	722.54	C
11/21	Fire Dist Assistance Tax 0.141068	0	624.81	C
11/26	Fire Dist Assistance Tax 0.141068	0	655.95	C
11/27	Fire Dist Assistance Tax 0.141068	0	871.80	C
11/28	Fire Dist Assistance Tax 0.141068	0	804.64	C
11/29	Fire Dist Assistance Tax 0.141068	0	827.82	C
11/30	Fire Dist Assistance Tax 0.141068	0	793.85	C

6065540000 Chino Valley Fire Dist GF

Ending Balance: 2,456,523.46

Warrant Detail

Payee Name	Warrant	Amount	Issue Dt	Status Dt	Voucher
	Count	Amount			

Chino Valley Fire District
Bank Reconciliation Summary
For the Bank Statement ending: 11/30/2018

BANK CONTROL ID: GEN - GENERAL FUND		DESC: GENERAL FUND	ACCOUNT NO: 0000000000000000
Beginning Balance:	11/01/18		\$1,897,875.03
Deposits and Credits:			\$558,648.43
Checks and Charges:			\$0.00
Adjustments:			\$0.00
Ending Balance Per Reconciliation:			<u>\$2,456,523.46</u>
Ending Balance Per Bank Statement:	11/30/18		\$2,456,523.46
* Outstanding Deposits and Credits:	11/30/18		\$1,828.54
* Outstanding Checks and Charges:	11/30/18		\$0.00
Ending Book Balance:			<u>\$2,458,352.00</u>

* Outstanding amounts are all outstanding credits and charges dated prior or equal to the Reconciliation date.

Chino Valley Fire District
BR Checks and Charges Cleared
For the Bank Statement ending:

Date	Document	Description	Module	Company	Amount
------	----------	-------------	--------	---------	--------

TOTAL CHECKS AND CHARGES CLEARED:

Chino Valley Fire District
BR Checks and Charges Outstanding
For the Bank Statement ending:

<u>Date</u>	<u>Document</u>	<u>Description</u>	<u>Module</u>	<u>Company</u>	<u>Amount</u>
-------------	-----------------	--------------------	---------------	----------------	---------------

TOTAL CHECKS AND CHARGES OUTSTANDING:

Chino Valley Fire District
BR Deposits and Credits Cleared
For the Bank Statement ending: 11/30/18

GEN		General Fund			0000000000000000
Date	Document	Description	Module	Company	Amount
11/30/18	Cash w/County	Tax & Interest Revenue	GL	CHINOV	\$558,648.43
TOTAL DEPOSITS AND CREDITS CLEARED:					\$558,648.43

Chino Valley Fire District
BR Deposits and Credits Outstanding
For the Bank Statement ending: 11/30/18

GEN		General Fund			0000000000000000
Date	Document	Description	Module	Company	Amount
06/30/17	2017 Audit JE	To post adjustments to 2017 YE	GL	CHINOV	\$1,828.54
TOTAL DEPOSITS AND CREDITS OUTSTANDING:					\$1,828.54

Document Number	Date	BR Status	Void?	Description	Date Cleared	Amount
-----------------	------	-----------	-------	-------------	--------------	--------

MODULE: JOURNAL ENTRIES FROM GENERAL LEDGER

BANK CONTROL ID: GEN - GENERAL FUND

Cash w/County	11/30/18	Marked	No	Tax & Interest Revenue	12/12/18	\$558,648.43
---------------	----------	--------	----	------------------------	----------	--------------

SUB TOTAL FOR BANK:	\$558,648.43
---------------------	--------------

TOTAL FOR MODULE:	\$558,648.43
-------------------	--------------

Chino Valley Fire District
BR Adjustments Report
For the Bank Statement ending:

Date	Document	Description	GL Account	Offset Amt	Adj. Amt
------	----------	-------------	------------	------------	----------

DOCUMENT:

ADJUSTMENT DOCUMENT " TOTAL:

TOTAL FOR ALL ADJUSTMENTS:

12/12/18
2:55:09 PM

Chino Valley Fire District
Income Statement
(Original Budget to Actual Comparison)
For the period of 11/1/2018 Through 11/30/2018

Fund: (10) General Fund

	Account	Actual	Current Period Budget	Variance	%	Actual	Year To Date Budget	Variance	%
<u>Revenues</u>									
Real Estate Tax	10400000000	\$467,527.78	\$0.00	\$467,527.78	0.0%	\$2,097,629.99	\$3,926,501.00	\$(1,828,871.01)	(46.6)%
Fire Protection Contracts	10400100000	0.00	0.00	0.00	0.0	(0.20)	0.00	(0.20)	0.0
Personal Property Tax	10410000000	31,259.70	0.00	31,259.70	0.0	70,864.73	0.00	70,864.73	0.0
Fire District Assistance Tax	10420000000	59,860.95	0.00	59,860.95	0.0	204,800.94	333,290.00	(128,489.06)	(38.6)
Interest Income-General Fund	10490000000	0.00	0.00	0.00	0.0	515.47	0.00	515.47	0.0
Misc. Revenues	10510000000	0.00	0.00	0.00	0.0	0.00	2,000.00	(2,000.00)	(100.0)
Net Revenues		\$558,648.43	\$0.00	\$558,648.43	0.0 %	\$2,373,810.93	\$4,261,791.00	\$(1,887,980.07)	(44.3)%
<u>Program Expenses</u>									
Fire Authority Funding	10670010000	\$0.00	\$0.00	\$0.00	0.0%	\$127,459.52	\$4,227,791.00	\$4,100,331.48	97.0%
Total Program Expenses		\$0.00	\$0.00	\$0.00	0.0 %	\$127,459.52	\$4,227,791.00	\$4,100,331.48	97.0 %
<u>Fund Raising Expenses</u>									
Audit & Accounting	10640010000	\$0.00	\$0.00	\$0.00	0.0%	\$1,581.25	\$3,000.00	\$1,418.75	47.3%
Other Prof Services/Admin	10640510000	0.00	0.00	0.00	0.0	0.00	25,000.00	25,000.00	100.0
Legal Services - Routine	10641010000	0.00	0.00	0.00	0.0	717.50	5,000.00	4,282.50	85.7
Fire Board Expenses	10644110000	0.00	0.00	0.00	0.0	0.00	1,000.00	1,000.00	100.0
Total Fund Raising Expenses		\$0.00	\$0.00	\$0.00	0.0 %	\$2,298.75	\$34,000.00	\$31,701.25	93.2 %
Total Expenses						\$129,758.27	\$4,261,791.00	\$4,132,032.73	97.0%
Net Income (Loss)		\$558,648.43	\$0.00	\$558,648.43	0.0%	\$2,244,052.66	\$0.00	\$2,244,052.66	0.0%

12/12/18
3:09:03 PM

Chino Valley Fire District

Balance Sheet

As of 11/30/2018

Fund: (10) General Fund

Account: (1100) Not Defined

Assets

Current Assets

Cash with Yavapai County	\$2,456,323.68	
Total Current Assets		\$2,456,323.68
Total Assets		\$2,456,323.68
Total Liabilities and Net Assets		\$0.00

Chino Valley Fire District
GL Account Ledger - Detail By Date Range (Current and History)
11/01/2018 through 11/30/2018

Batch	Journal	Entry #	Date	Job	Document	Description	Debits	Credits	Balance
10.1100.0.0.000			CASH WITH YAVAPAI COUNTY						\$1,897,675.25
1997	GJ	143081	11/30/18		Cash w/County	Tax & Interest Revenue	558,648.43	-	2,456,323.68
CASH WITH YAVAPAI COUNTY TOTAL:							\$558,648.43	\$0.00	\$2,456,323.68
TOTAL OF LEDGER:							\$558,648.43	\$0.00	\$2,456,323.68

* indicates a batch in the History file (batches in a closed General Ledger year)

Chino Valley Fire District
GL Trial Balance by Date Range (Current and History)
10/01/2018 through 10/31/2018

Account	Description	Balances				Adjustments
		Beginning	Debits	Credits	Ending	
10.1100.0.0.000	Cash with Yavapai County	\$149,287.71	\$1,750,196.29	\$1,808.75	\$1,897,675.25	
TOTAL OF LEDGER:		<u>\$149,287.71</u>	<u>\$1,750,196.29</u>	<u>\$1,808.75</u>	<u>\$1,897,675.25</u>	

CHINO VALLEY FIRE DISTRICT
BOND DEBT SERVICE ACCOUNT: 6-65640-7000
BANK RECONCILIATION NOVEMBER, 2018

Reconciliation:

Beginning Balance (CVFD):	\$	322,161.30
Deposits:	\$	53,551.65
Disbursements:	\$	-
Interest Income:	\$	-
Principal and Interest payments		
County Adj		
Ending Balance:	\$	375,712.95

Difference Between Balances: \$ -

Bank Statement Balance:

Balance Per Bank:	\$	375,713.12
Adj	\$	(0.17)

Ending Balance: \$ 375,712.95

Deposits Per Bank Statement:

Fire District Deposits:	\$	-
Real Estate Taxes:	\$	50,196.02
Personal Property Taxes:	\$	3,355.63
ADOT Game/Fish In Lieu:	\$	-
Ending Balance:	\$	53,551.65


Reconciliation Approved By: Scott A Freitag

Scott Freitag, Fire Chief

 Digitally signed by Scott A Freitag
Date: 2018.12.13 15:53:00 -07'00'


Reconciliation Reviewed By: Dave Tharp

David Tharp, Assistant Chief of Administration

 Digitally signed by Dave Tharp
Date: 2018.12.13 11:03:12 -07'00'

Reconciliation Prepared By: Debbie Spingola

Debbie Spingola, Finance Manager

 Digitally signed by Debbie Spingola
Date: 2018.12.12 15:51:13 -07'00'



Yavapai County Treasurer

Monthly Statement

Date Range: 11/1/2018 to 11/30/2018

Account	Period	YTD		
55640700	Chino Valley Fire Dist BDS			
Begin Balance:	322,161.47	141,546.19		
Income:	53,551.65	234,591.36		
LOC Advance:	.00	.00		
Expense:	.00	(424.43)	LOC:	.00
LOC Payments:	.00	.00	Warrants Outstanding:	.00
Cash Balance:	375,713.12	375,713.12	End:	375,713.12

Monthly Statement Summary

Source Code	Description		MTDAmount	YTDAmount
55640700	Chino Valley Fire Dist BDS	Beginning Balance:	322,161.47	141,546.19
1100.2013	2013 Real Estate Taxes		.00	22.63
1100.2015	2015 Real Estate Taxes		9.04	28.21
1100.2016	2016 Real Estate Taxes		8.26	10.68
1100.2017	2017 Real Estate Taxes		839.28	5,877.38
1100.2018	2018 Real Estate Taxes		49,339.44	219,388.67
2100.2007	2007 Personal Property Taxes		.00	2.10
2100.2008	2008 Personal Property Taxes		.00	2.72
2100.2009	2009 Personal Property Taxes		.00	3.12
2100.2010	2010 Personal Property Taxes		.00	2.39
2100.2011	2011 Personal Property Taxes		.00	11.44
2100.2012	2012 Personal Property Taxes		.00	3.55
2100.2013	2013 Personal Property Taxes		.30	6.91
2100.2014	2014 Personal Property Taxes		.00	4.86
2100.2015	2015 Personal Property Taxes		1.53	11.99
2100.2016	2016 Personal Property Taxes		9.05	15.15
2100.2017	2017 Personal Property Taxes		27.85	365.76
2100.2018	2018 Personal Property Taxes		3,316.90	7,189.47
3109.0	Interest on Investments St Treas		.00	1,644.33
0002.0	Interest Pd on Tax Roll Corrections		.00	(4.43)
2185.0	Paying Agent Fees		.00	(420.00)
		Ending Balance:	375,713.12	375,713.12

Monthly Statement Detail

Date	Notes	Doc #	Amount	C/D
55640700	Chino Valley Fire Dist BDS		Beginning Balance: 322,161.47	
1100.2015	2015 Real Estate Taxes		Source Code Total: 9.04	
11/30	Tax Distribution	0	9.04	C
1100.2016	2016 Real Estate Taxes		Source Code Total: 8.26	
11/30	Tax Distribution	0	8.26	C



Yavapai County Treasurer

Monthly Statement

Date Range: 11/1/2018 to 11/30/2018

no Valley Fire Dist BDS
id: 6065640700



Yavapai County Treasurer

Monthly Statement

Date Range: 11/1/2018 to 11/30/2018

1100.2017 2017 Real Estate Taxes			Source Code Total: 839.28	
11/01	Tax Distribution	0	9.94	C
11/02	Tax Distribution	0	9.28	C
11/02	Tax Distribution	0	4.66	C
11/05	Tax Distribution	0	25.10	C
11/07	Tax Distribution	0	48.04	C
11/08	Tax Distribution	0	14.45	C
11/09	Tax Distribution	0	2.85	C
11/09	Tax Distribution	0	32.49	C
11/09	Tax Distribution	0	28.50	C
11/13	Tax Distribution	0	25.97	C
11/13	Tax Distribution	0	49.34	C
11/14	Tax Distribution	0	17.20	C
11/14	Tax Distribution	0	6.21	C
11/14	Tax Distribution	0	9.43	C
11/15	Tax Distribution	0	144.31	C
11/16	Tax Distribution	0	10.99	C
11/16	Tax Distribution	0	30.66	C
11/16	Tax Distribution	0	8.58	C
11/19	Tax Distribution	0	7.21	C
11/20	Tax Distribution	0	.03	C
11/20	Tax Distribution	0	8.93	C
11/21	Tax Distribution	0	7.14	C
11/27	Tax Distribution	0	9.97	C
11/28	Tax Distribution	0	4.22	C
11/28	Tax Distribution	0	211.41	C
11/28	Tax Distribution	0	67.99	C
11/29	Tax Distribution	0	15.37	C
11/29	Tax Distribution	0	2.40	C
11/30	Tax Distribution	0	15.12	C
11/30	Tax Distribution	0	1.33	C
11/30	Tax Distribution	0	6.39	C
11/30	Tax Distribution	0	3.77	C
1100.2018 2018 Real Estate Taxes			Source Code Total: 49,339.44	
11/01	Tax Distribution	0	1,065.90	C
11/01	Tax Distribution	0	289.24	C
11/01	Tax Distribution	0	76.94	C
11/01	Tax Distribution	0	14,193.17	C
11/01	Tax Distribution	0	276.15	C
11/01	Tax Distribution	0	75.37	C
11/01	Tax Distribution	0	240.05	C
11/02	Tax Distribution	0	268.07	C
11/02	Tax Distribution	0	301.32	C



Yavapai County Treasurer

Monthly Statement

Date Range: 11/1/2018 to 11/30/2018

11/02	Tax Distribution	0	314.57	C
11/02	Tax Distribution	0	6,346.90	C
11/02	Tax Distribution	0	256.15	C
11/02	Tax Distribution	0	144.40	C
11/02	Tax Distribution	0	67.56	C
11/05	Tax Distribution	0	69.59	C
11/05	Tax Distribution	0	106.99	C
11/05	Tax Distribution	0	35.54	C
11/05	Tax Distribution	0	2,058.66	C
11/05	Tax Distribution	0	600.44	C
11/05	Tax Distribution	0	(.25)	C
11/05	Tax Distribution	0	73.69	C
11/05	Tax Distribution	0	125.76	C
11/05	Tax Distribution	0	145.88	C
11/06	Tax Distribution	0	146.26	C
11/06	Tax Distribution	0	31.33	C
11/06	Tax Distribution	0	73.97	C
11/06	Tax Distribution	0	114.90	C
11/06	Tax Distribution	0	4,133.23	C
11/06	Tax Distribution	0	317.11	C
11/06	Tax Distribution	0	141.30	C
11/06	Tax Distribution	0	351.59	C
11/07	Tax Distribution	0	94.96	C
11/07	Tax Distribution	0	136.13	C
11/07	Tax Distribution	0	8.43	C
11/07	Tax Distribution	0	102.81	C
11/07	Tax Distribution	0	1,592.55	C
11/07	Tax Distribution	0	76.62	C
11/07	Tax Distribution	0	213.76	C
11/07	Tax Distribution	0	4.07	C
11/07	Tax Distribution	0	86.32	C
11/08	Tax Distribution	0	109.62	C
11/08	Tax Distribution	0	147.11	C
11/08	Tax Distribution	0	51.41	C
11/08	Tax Distribution	0	77.75	C
11/08	Tax Distribution	0	65.45	C
11/08	Tax Distribution	0	36.26	C
11/08	Tax Distribution	0	199.02	C
11/09	Tax Distribution	0	89.12	C
11/09	Tax Distribution	0	502.74	C
11/09	Tax Distribution	0	344.09	C
11/09	Tax Distribution	0	164.37	C
11/09	Tax Distribution	0	406.50	C



Yavapai County Treasurer

Monthly Statement

Date Range: 11/1/2018 to 11/30/2018

11/09	Tax Distribution	0	29.30	C
11/09	Tax Distribution	0	200.46	C
11/09	Tax Distribution	0	125.88	C
11/09	Tax Distribution	0	938.40	C
11/13	Tax Distribution	0	75.34	C
11/13	Tax Distribution	0	105.09	C
11/13	Tax Distribution	0	637.31	C
11/13	Tax Distribution	0	6.90	C
11/13	Tax Distribution	0	9.53	C
11/13	Tax Distribution	0	47.10	C
11/13	Tax Distribution	0	53.37	C
11/13	Tax Distribution	0	150.60	C
11/14	Tax Distribution	0	258.48	C
11/14	Tax Distribution	0	26.07	C
11/14	Tax Distribution	0	212.45	C
11/14	Tax Distribution	0	.24	C
11/14	Tax Distribution	0	289.63	C
11/14	Tax Distribution	0	(35.03)	C
11/14	Tax Distribution	0	478.47	C
11/14	Tax Distribution	0	71.08	C
11/14	Tax Distribution	0	103.75	C
11/15	Tax Distribution	0	95.40	C
11/15	Tax Distribution	0	306.11	C
11/15	Tax Distribution	0	350.14	C
11/15	Tax Distribution	0	(28.89)	C
11/15	Tax Distribution	0	71.11	C
11/15	Tax Distribution	0	137.10	C
11/15	Tax Distribution	0	230.14	C
11/16	Tax Distribution	0	124.25	C
11/16	Tax Distribution	0	70.87	C
11/16	Tax Distribution	0	3.35	C
11/16	Tax Distribution	0	166.02	C
11/16	Tax Distribution	0	37.47	C
11/16	Tax Distribution	0	322.28	C
11/16	Tax Distribution	0	78.84	C
11/16	Tax Distribution	0	135.37	C
11/16	Tax Distribution	0	312.62	C
11/19	Tax Distribution	0	228.89	C
11/19	Tax Distribution	0	8.14	C
11/19	Tax Distribution	0	41.74	C
11/19	Tax Distribution	0	52.16	C
11/19	Tax Distribution	0	13.76	C
11/19	Tax Distribution	0	96.86	C



Yavapai County Treasurer

Monthly Statement

Date Range: 11/1/2018 to 11/30/2018

11/19	Tax Distribution	0	160.07	C
11/20	Tax Distribution	0	37.37	C
11/20	Tax Distribution	0	91.65	C
11/20	Tax Distribution	0	11.89	C
11/20	Tax Distribution	0	114.98	C
11/20	Tax Distribution	0	103.74	C
11/20	Tax Distribution	0	16.19	C
11/21	Tax Distribution	0	34.12	C
11/21	Tax Distribution	0	303.46	C
11/21	Tax Distribution	0	39.84	C
11/21	Tax Distribution	0	52.55	C
11/21	Tax Distribution	0	434.76	C
11/26	Tax Distribution	0	59.72	C
11/26	Tax Distribution	0	12.81	C
11/26	Tax Distribution	0	76.97	C
11/26	Tax Distribution	0	130.70	C
11/26	Tax Distribution	0	67.44	C
11/26	Tax Distribution	0	129.39	C
11/27	Tax Distribution	0	175.22	C
11/27	Tax Distribution	0	103.28	C
11/27	Tax Distribution	0	399.62	C
11/27	Tax Distribution	0	74.23	C
11/27	Tax Distribution	0	57.62	C
11/27	Tax Distribution	0	158.08	C
11/28	Tax Distribution	0	96.00	C
11/28	Tax Distribution	0	254.86	C
11/28	Tax Distribution	0	433.90	C
11/28	Tax Distribution	0	21.21	C
11/28	Tax Distribution	0	342.00	C
11/28	Tax Distribution	0	140.36	C
11/28	Tax Distribution	0	224.21	C
11/29	Tax Distribution	0	264.07	C
11/29	Tax Distribution	0	157.31	C
11/29	Tax Distribution	0	46.25	C
11/29	Tax Distribution	0	13.65	C
11/29	Tax Distribution	0	(2.27)	C
11/29	Tax Distribution	0	146.38	C
11/29	Tax Distribution	0	67.40	C
11/29	Tax Distribution	0	18.27	C
11/30	Tax Distribution	0	137.15	C
11/30	Tax Distribution	0	202.02	C
11/30	Tax Distribution	0	72.77	C
11/30	Tax Distribution	0	234.52	C



Yavapai County Treasurer

Monthly Statement

Date Range: 11/1/2018 to 11/30/2018

11/30	Tax Distribution	0	21.29	C
11/30	Tax Distribution	0	13.37	C
2100.2013 2013 Personal Property Taxes			Source Code Total: .30	
11/20	Tax Distribution	0	.30	C
2100.2015 2015 Personal Property Taxes			Source Code Total: 1.53	
11/28	Tax Distribution	0	1.53	C
2100.2016 2016 Personal Property Taxes			Source Code Total: 9.05	
11/02	Tax Distribution	0	2.56	C
11/19	Tax Distribution	0	6.49	C
2100.2017 2017 Personal Property Taxes			Source Code Total: 27.85	
11/13	Tax Distribution	0	10.81	C
11/14	Tax Distribution	0	17.04	C
2100.2018 2018 Personal Property Taxes			Source Code Total: 3,316.90	
11/01	Tax Distribution	0	20.16	C
11/01	Tax Distribution	0	138.75	C
11/01	Tax Distribution	0	6.51	C
11/01	Tax Distribution	0	8.09	C
11/02	Tax Distribution	0	91.90	C
11/02	Tax Distribution	0	17.25	C
11/02	Tax Distribution	0	52.87	C
11/05	Tax Distribution	0	9.63	C
11/05	Tax Distribution	0	17.24	C
11/05	Tax Distribution	0	50.83	C
11/05	Tax Distribution	0	34.86	C
11/05	Tax Distribution	0	24.18	C
11/05	Tax Distribution	0	1.65	C
11/06	Tax Distribution	0	6.49	C
11/06	Tax Distribution	0	16.32	C
11/06	Tax Distribution	0	155.17	C
11/06	Tax Distribution	0	9.20	C
11/06	Tax Distribution	0	8.62	C
11/06	Tax Distribution	0	51.52	C
11/07	Tax Distribution	0	12.02	C
11/07	Tax Distribution	0	11.68	C
11/07	Tax Distribution	0	99.48	C
11/07	Tax Distribution	0	.83	C
11/08	Tax Distribution	0	9.32	C
11/08	Tax Distribution	0	11.81	C
11/08	Tax Distribution	0	1,538.45	C
11/08	Tax Distribution	0	1.59	C
11/08	Tax Distribution	0	29.86	C
11/09	Tax Distribution	0	25.05	C
11/09	Tax Distribution	0	52.87	C



Yavapai County Treasurer

Monthly Statement

Date Range: 11/1/2018 to 11/30/2018

11/09	Tax Distribution	0	29.00	C
11/09	Tax Distribution	0	225.69	C
11/13	Tax Distribution	0	4.10	C
11/13	Tax Distribution	0	26.36	C
11/13	Tax Distribution	0	8.66	C
11/14	Tax Distribution	0	.22	C
11/14	Tax Distribution	0	43.98	C
11/14	Tax Distribution	0	9.72	C
11/15	Tax Distribution	0	74.91	C
11/15	Tax Distribution	0	1.88	C
11/15	Tax Distribution	0	36.99	C
11/15	Tax Distribution	0	6.31	C
11/16	Tax Distribution	0	11.52	C
11/16	Tax Distribution	0	7.09	C
11/19	Tax Distribution	0	.80	C
11/19	Tax Distribution	0	8.76	C
11/19	Tax Distribution	0	3.01	C
11/20	Tax Distribution	0	1.27	C
11/21	Tax Distribution	0	2.23	C
11/21	Tax Distribution	0	15.29	C
11/21	Tax Distribution	0	1.57	C
11/26	Tax Distribution	0	5.06	C
11/26	Tax Distribution	0	52.20	C
11/27	Tax Distribution	0	7.94	C
11/27	Tax Distribution	0	16.30	C
11/27	Tax Distribution	0	44.57	C
11/28	Tax Distribution	0	23.11	C
11/28	Tax Distribution	0	4.05	C
11/28	Tax Distribution	0	2.80	C
11/29	Tax Distribution	0	7.02	C
11/29	Tax Distribution	0	31.34	C
11/29	Tax Distribution	0	79.88	C
11/30	Tax Distribution	0	2.81	C
11/30	Tax Distribution	0	6.26	C

6065640700 Chino Valley Fire Dist BDS **Ending Balance: 375,713.12**

Warrant Detail

Payee Name	Warrant	Amount	Issue Dt	Status Dt	Voucher
	Count	Amount			

Chino Valley Fire District
Bank Reconciliation Summary
For the Bank Statement ending: 11/30/2018

BANK CONTROL ID: BDS - YAVAPAI COUNTY TREASURER		DESC: BOND DEBT SERVICE	ACCOUNT NO: 6-65640-7000
Beginning Balance:	11/01/18		\$322,161.47
Deposits and Credits:			\$53,551.65
Checks and Charges:			\$0.00
Adjustments:			\$0.00
Ending Balance Per Reconciliation:			<u>\$375,713.12</u>
Ending Balance Per Bank Statement:	11/30/18		\$375,713.12
* Outstanding Deposits and Credits:	11/30/18		\$0.00
* Outstanding Checks and Charges:	11/30/18		<u>(\$0.17)</u>
Ending Book Balance:			<u>\$375,712.95</u>

* Outstanding amounts are all outstanding credits and charges dated prior or equal to the Reconciliation date.

Chino Valley Fire District
BR Checks and Charges Cleared
For the Bank Statement ending:

Date	Document	Description	Module	Company	Amount
------	----------	-------------	--------	---------	--------

TOTAL CHECKS AND CHARGES CLEARED:

Chino Valley Fire District
BR Checks and Charges Outstanding
For the Bank Statement ending: 11/30/18

BDS		Yavapai County Treasurer		Bond Debt Service		6-65640-7000	
Date	Document	Description	Module	Company	Amount		
06/30/17	2017 Audit JE	To post adjustments to 2017 YE	GL	CHINOV	\$0.17		
TOTAL CHECKS AND CHARGES OUTSTANDING:					\$0.17		

Chino Valley Fire District
BR Deposits and Credits Cleared
For the Bank Statement ending: 11/30/18

BDS		Yavapai County Treasurer		Bond Debt Service		6-65640-7000
Date	Document	Description	Module	Company	Amount	
11/30/18	BDS Cash	Tax & Interest Revenue	GL	CHINOV	\$53,551.65	
TOTAL DEPOSITS AND CREDITS CLEARED:					\$53,551.65	

Chino Valley Fire District
BR Deposits and Credits Outstanding
For the Bank Statement ending:

Date	Document	Description	Module	Company	Amount
------	----------	-------------	--------	---------	--------

TOTAL DEPOSITS AND CREDITS OUTSTANDING:

Document Number	Date	BR Status	Void?	Description	Date Cleared	Amount
MODULE: JOURNAL ENTRIES FROM GENERAL LEDGER						
BANK CONTROL ID: BDS - YAVAPAI COUNTY TREASURER						
BDS Cash	11/30/18	Marked	No	Tax & Interest Revenue	12/12/18	\$53,551.65
SUB TOTAL FOR BANK:						\$53,551.65
TOTAL FOR MODULE:						\$53,551.65

Chino Valley Fire District
BR Adjustments Report
For the Bank Statement ending:

Date	Document	Description	GL Account	Offset Amt	Adj. Amt
------	----------	-------------	------------	------------	----------

DOCUMENT:

ADJUSTMENT DOCUMENT " TOTAL:

TOTAL FOR ALL ADJUSTMENTS:

12/12/18
3:38:47 PM

Chino Valley Fire District
Income Statement
(Original Budget to Actual Comparison)
For the period of 11/1/2018 Through 11/30/2018

Fund: (40) Bond Service Fund

	Account	Actual	Current Period Budget	Variance	%	Actual	Year To Date Budget	Variance	%
<u>Revenues</u>									
Real Estate Tax	40420000002	\$50,196.02	\$0.00	\$50,196.02	0.0%	\$225,327.87	\$0.00	\$225,327.87	0.0%
Personal Tax Revenue	40420500000	3,355.63	0.00	3,355.63	0.0	7,619.46	0.00	7,619.46	0.0
Net Revenues		\$53,551.65	\$0.00	\$53,551.65	0.0 %	\$232,947.33	\$0.00	\$232,947.33	0.0 %
<u>Fund Raising Expenses</u>									
BDS - Bank Agent Fees	40640500000	\$0.00	\$0.00	\$0.00	0.0%	\$420.00	\$0.00	\$(420.00)	0.0%
Total Fund Raising Expenses		\$0.00	\$0.00	\$0.00	0.0 %	\$420.00	\$0.00	\$(420.00)	0.0 %
Total Expenses						\$420.00		\$(420.00)	
Income (Loss) from Operations		\$53,551.65	\$0.00	\$53,551.65	0.0%	\$232,527.33	\$0.00	\$232,527.33	0.0%
<u>Other Income (Expense)</u>									
Bond Debt Service Interest Revenue	40430000000	\$0.00	\$0.00	\$0.00	0.0%	\$1,639.60	\$0.00	\$1,639.60	0.0%
Capital Outlay-Building - OPS	40772030000	0.00	0.00	0.00	0.0	(5,127.27)	0.00	(5,127.27)	0.0
Capital Outlay-Vehicles/OPS	40773030000	0.00	0.00	0.00	0.0	(1,684.49)	0.00	(1,684.49)	0.0
Total Other Income (Expense)		\$0.00	\$0.00	\$0.00	0.0 %	\$(5,172.16)	\$0.00	\$(5,172.16)	0.0 %
Net Income (Loss)		\$53,551.65	\$0.00	\$53,551.65	0.0%	\$227,355.17	\$0.00	\$227,355.17	0.0%

12/12/18
3:40:46 PM

Chino Valley Fire District

Balance Sheet

As of 11/30/2018

Fund: (40) Bond Service Fund
Account: (1105) Not Defined

Assets

<u>Current Assets</u>		
Bond Debt Service	\$375,712.95	
Total Current Assets		\$375,712.95
Total Assets		\$375,712.95
Total Liabilities and Net Assets		\$0.00

Chino Valley Fire District
GL Account Ledger - Detail By Period
11/1/2018 through 11/30/2018

Batch	Journal	Entry #	Date	Job	Document	Description	Debits	Credits	Balance
40.1105.0.0.000			BOND DEBT SERVICE						\$322,161.30
1998	GJ	143085	11/30/18		BDS Cash	Tax & Interest Revenue	53,551.65	-	375,712.95
BOND DEBT SERVICE TOTALS:							<u>\$53,551.65</u>	<u>\$0.00</u>	<u>\$375,712.95</u>
TOTAL OF LEDGER:							<u>\$53,551.65</u>	<u>\$0.00</u>	<u>\$375,712.95</u>

Chino Valley Fire District
GL Trial Balance Worksheet
For The Period of 11/1/2018 through 11/30/2018

Account	Description	Balances				Adjustments
		Beginning	Debits	Credits	Ending	
10.1100.0.0.000	Cash with Yavapai County	\$1,897,675.25	\$558,648.43	\$0.00	\$2,456,323.68	
TOTALS:		<u>\$1,897,675.25</u>	<u>\$558,648.43</u>	<u>\$0.00</u>	<u>\$2,456,323.68</u>	

* Inactive accounts are marked and appear in grey.

CHINO VALLEY FIRE DISTRICT
BOND 2007 ACCOUNT: 6-65640-0000
BANK RECONCILIATION NOVEMBER, 2018

Reconciliation:		
Beginning Balance (CVFD):	\$	573,338.33
Deposits:	\$	-
Disbursements:	\$	(795.00)
Interest Income:	\$	-
Checks:	\$	-
Adj		

Ending Balance:	\$	572,543.33
------------------------	-----------	-------------------

Difference Between Balances: \$ (0.00)

Bank Statement Balance:		
Balance Per Bank:	\$	572,543.53
Outstanding checks	\$	(0.20)

Ending Balance:	\$	572,543.33
------------------------	-----------	-------------------

Deposits Per Bank Statement:		
Deposits:		
Real Estate Taxes:	\$	-
Personal Property Taxes:	\$	-
Bond Proceeds:	\$	-
ADOT & Fish & Game In Lieu	\$	-
Ending Balance:	\$	-

Reconciliation Approved By:

Scott Freitag, Fire Chief

Reconciliation Reviewed By:

Dave Tharp

 Digitally signed by Dave Tharp
Date: 2018.12.13 11:09:59 -07'00'

David Tharp, Assistant Chief of Administration

Reconciliation Prepared By:

Debbie Spingola

 Digitally signed by Debbie Spingola
Date: 2018.12.12 16:10:53 -07'00'

Debbie Spingola, Finance Manager



Yavapai County Treasurer

Monthly Statement

Date Range: 11/1/2018 to 11/30/2018

Account	Period	YTD		
55640000	Chino Valley Fire Dist Bond Fund			
Begin Balance:	572,543.53	582,005.29		
Income:	.00	.00		
LOC Advance:	.00	.00		
Expense:	.00	(9,461.76)	LOC:	.00
LOC Payments:	.00	.00	Warrants Outstanding:	.00
Cash Balance:	572,543.53	572,543.53	End:	572,543.53

Monthly Statement Summary

Source Code	Description		MTDAmount	YTDAmount
55640000	Chino Valley Fire Dist Bond Fund	Beginning Balance:	572,543.53	582,005.29
1032.0	Warrants Redeemed		.00	(9,461.76)
		Ending Balance:	572,543.53	572,543.53

Monthly Statement Detail

Date		Notes	Doc #		Amount	C/D	
Warrant Detail							
Payee Name			Warrant	Amount	Issue Dt	Status Dt	Voucher
			Count	Amount			



Yavapai County Treasurer

Monthly Statement

Date Range: 11/1/2018 to 11/30/2018

no Valley Fire Dist Bond Fund
id: 6065640000

Chino Valley Fire District
Bank Reconciliation Summary
For the Bank Statement ending: 11/30/2018

BANK CONTROL ID: BF - YAVAPAI COUNTY TREASURER		DESC: BOND FUND WARRANT 2007	ACCOUNT NO: 6-65640-0000
Beginning Balance:	11/01/18		\$572,543.53
Deposits and Credits:			\$0.00
Checks and Charges:			\$0.00
Adjustments:			\$0.00
Ending Balance Per Reconciliation:			<u>\$572,543.53</u>
Ending Balance Per Bank Statement:	11/30/18		\$572,543.53
* Outstanding Deposits and Credits:	11/30/18		\$0.00
* Outstanding Checks and Charges:	11/30/18		<u>(\$0.20)</u>
Ending Book Balance:	11/30/18		<u>\$572,543.33</u>

* Outstanding amounts are all outstanding credits and charges dated prior or equal to the Reconciliation date.

Chino Valley Fire District
BR Checks and Charges Cleared
For the Bank Statement ending:

Date	Document	Description	Module	Company	Amount
------	----------	-------------	--------	---------	--------

TOTAL CHECKS AND CHARGES CLEARED:

Chino Valley Fire District
BR Deposits and Credits Cleared
For the Bank Statement ending:

Date	Document	Description	Module	Company	Amount
------	----------	-------------	--------	---------	--------

TOTAL DEPOSITS AND CREDITS CLEARED:

Chino Valley Fire District
BR Deposits and Credits Outstanding
For the Bank Statement ending:

Date	Document	Description	Module	Company	Amount
------	----------	-------------	--------	---------	--------

TOTAL DEPOSITS AND CREDITS OUTSTANDING:

Document Number	Date	BR Status	Void?	Description	Date Cleared	Amount
-----------------	------	-----------	-------	-------------	--------------	--------

SUB TOTAL FOR BANK:

TOTAL FOR MODULE:

Chino Valley Fire District
BR Adjustments Report
For the Bank Statement ending:

Date	Document	Description	GL Account	Offset Amt	Adj. Amt
------	----------	-------------	------------	------------	----------

DOCUMENT:

ADJUSTMENT DOCUMENT " TOTAL:

TOTAL FOR ALL ADJUSTMENTS:

12/12/18
3:58:39 PM

Chino Valley Fire District
Income Statement
(Original Budget to Actual Comparison)
For the period of 11/1/2018 Through 11/30/2018

Fund: (40) Bond Service Fund

	Account	Actual	Current Period Budget	Variance	%	Actual	Year To Date Budget	Variance	%
<u>Revenues</u>									
Real Estate Tax	40420000002	\$50,196.02	\$0.00	\$50,196.02	0.0%	\$225,327.87	\$0.00	\$225,327.87	0.0%
Personal Tax Revenue	40420500000	3,355.63	0.00	3,355.63	0.0	7,619.46	0.00	7,619.46	0.0
Net Revenues		\$53,551.65	\$0.00	\$53,551.65	0.0 %	\$232,947.33	\$0.00	\$232,947.33	0.0 %
<u>Fund Raising Expenses</u>									
BDS - Bank Agent Fees	40640500000	\$0.00	\$0.00	\$0.00	0.0%	\$420.00	\$0.00	\$(420.00)	0.0%
Total Fund Raising Expenses		\$0.00	\$0.00	\$0.00	0.0 %	\$420.00	\$0.00	\$(420.00)	0.0 %
Total Expenses						\$420.00		\$(420.00)	
Income (Loss) from Operations		\$53,551.65	\$0.00	\$53,551.65	0.0%	\$232,527.33	\$0.00	\$232,527.33	0.0%
<u>Other Income (Expense)</u>									
Bond Debt Service Interest Revenue	40430000000	\$0.00	\$0.00	\$0.00	0.0%	\$1,639.60	\$0.00	\$1,639.60	0.0%
Capital Outlay-Building - OPS	40772030000	0.00	0.00	0.00	0.0	(5,127.27)	0.00	(5,127.27)	0.0
Capital Outlay-Vehicles/OPS	40773030000	0.00	0.00	0.00	0.0	(1,684.49)	0.00	(1,684.49)	0.0
Total Other Income (Expense)		\$0.00	\$0.00	\$0.00	0.0 %	\$(5,172.16)	\$0.00	\$(5,172.16)	0.0 %
Net Income (Loss)		\$53,551.65	\$0.00	\$53,551.65	0.0%	\$227,355.17	\$0.00	\$227,355.17	0.0%

12/12/18
3:58:56 PM

Chino Valley Fire District

Balance Sheet

As of 11/30/2018

Fund: (40) Bond Service Fund

Account: (1250) Not Defined

Assets

Current Assets

Bond Fund Account	\$572,543.33	
Total Current Assets		\$572,543.33
Total Assets		\$572,543.33
Total Liabilities and Net Assets		\$0.00

Chino Valley Fire District
GL Account Ledger - Detail By Period
11/1/2018 through 11/30/2018

Batch	Journal	Entry #	Date	Job	Document	Description	Debits	Credits	Balance
40.1250.0.0.000						BOND FUND ACCOUNT			\$572,543.33
						BOND FUND ACCOUNT TOTALS:	\$0.00	\$0.00	\$572,543.33
						TOTAL OF LEDGER:	\$0.00	\$0.00	\$572,543.33

Chino Valley Fire District
GL Trial Balance Worksheet
For The Period of 11/1/2018 through 11/30/2018

Account	Description	Balances				Adjustments
		Beginning	Debits	Credits	Ending	
40.1250.0.0.000	Bond Fund Account	\$572,543.33	\$0.00	\$0.00	\$572,543.33	
TOTALS:		<u>\$572,543.33</u>	<u>\$0.00</u>	<u>\$0.00</u>	<u>\$572,543.33</u>	

* Inactive accounts are marked and appear in grey.



<p>2019 – 2020 FISCAL YEAR</p> <p>BUDGET DEVELOPMENT SCHEDULE</p>

December	20	1600 hrs	Establish Budget Schedule/ Capital Replacement Schedule
January	22	1700 hrs	All Base Budget forms submitted to Appropriate Chiefs with written justifications
January	31	1700 hrs	All Base Budget changes to Assistant Chief Admin
February	04	0900 hrs	Senior Staff Discuss Base Budget's
February	14	1700 hrs	PIR's / special requests must be submitted to Assistant Chiefs with written justifications
February	19	0900 hrs	Wage & Benefit Committee Meeting – discuss requests
February	19		Obtain Final Assessed Value from Yavapai County
February	25	1600 hrs	Board Meeting – Discuss Budget Guidelines/ Fiscal Projections
March	04		Senior Staff Discuss Base Budgets and PIR's / special requests
March	05	0900 hrs	Labor/ Management Meeting – wage/ benefit requests
March	25	1600 hrs	Board Meeting – Budget Progress Report, Present Salary & Benefit Requests – Labor Representative
April	3	TBD	Fire Board Special Budget Workshop -
April	22	1600 hrs	Board Meeting – Present Draft Budget
May	23	1600 hrs	Board Meeting – Approve Tentative Budget
May	28		Publish and Post Tentative Budget (website & 3 public locations)
June	24	1600 hrs	Board Meeting - <u>Public Hearing & Final Budget Adoption</u>
June	25	ASAP	Deliver Budget to Yavapai County (Due August 1 st)
July	01		Beginning of New Budget and Fiscal Year
August	01		Tax Rate Set by Yavapai County Board of Supervisors