

AGENDA

**Central Arizona Fire and Medical Authority
Central Yavapai Fire District Board of Directors
CY Regular Meeting
Monday, March 25, 2019, 4:30 pm - 5:00 pm
Central Arizona Fire and Medical Authority, Administration,
8603 E. Eastridge Drive, Prescott Valley**

NOTICE OF MEETING

Pursuant to A.R.S. § 38-431.02, notice is hereby given to the members of the Central Yavapai Fire District Board of Directors and the general public that the **Central Yavapai Fire District** will hold a meeting open to the public on **Monday, March 25, 2019 at 4:30 p.m.** The meeting will be held at **Central Arizona Fire and Medical Authority, Administration, 8603 E. Eastridge Drive, Prescott Valley, Arizona.** The Board may vote to go into Executive Session on any agenda item, pursuant to A.R.S. §38-431.03(A)(3) for discussion and consultation for legal advice with the District's Attorney on matters as set forth in the agenda item. The following topics and any variables thereto, will be subject to Board consideration, discussion, approval, or other action. All items are set for possible action.

1. CALL TO ORDER / ROLL CALL OF BOARD MEMBERS
2. PLEDGE OF ALLEGIANCE
3. CALL TO THE PUBLIC

In accordance with A.R.S. §38-431.01(H) and as a matter of policy, the Central Yavapai Fire District Board has decided to allow public comments as time permits. Therefore, those wishing to address the Board regarding an issue within the jurisdiction of this public body may do so in an orderly manner that includes completing a Call to the Public Form and submitting it to staff for the record. If a written statement is being read, please provide a copy to ensure it is entered into the record accurately. Individuals will be limited to speak for three (3) minutes and Call to the Public shall not exceed 15 minutes per meeting.

4. PRESENTATION

- A. Budget Update and Schedule Budget Workshop for Second Week of April

5. CONSENT AGENDA

All matters listed under consent agenda are considered to be routine by the Central Yavapai Fire District Board and will be enacted by one motion. There will be no separate discussion on these items. Any item may be removed by a Board member and will be considered separately for motion, discussion and action.

- A. Approve Regular Session Minutes - March 5, 2019
 - B. Approve Executive Session Minutes - March 5, 2019
 - C. Approve General Fund Financial Statements
 - D. Approve Bond Debt Service Financial Statements
 - E. Approve Transfer of February Revenues from Central Yavapai Fire District to Central Arizona Fire and Medical Authority in the Amount of \$343,918.33

6. VOTE TO GO INTO EXECUTIVE SESSION

- A. Legal Advice Pursuant to A.R.S. §38-431.03(A)(3) and Instruction to District Legal Counsel Pursuant to A.R.S. §38-431.03(A)(4) Re: Training Center Drainage

7. OLD BUSINESS

- A. Motion, Discussion, and Action Related to Training Center Drainage Issues

8. NEW BUSINESS

- A. Analysis of Fiscal Year Ending June 30, 2018 Audit and Review of Equity of the Respective Agencies
 - B. Discussion and Direction to Staff Regarding Holding May Board Meeting on May 23

9. ADJOURNMENT

Disabled persons needing reasonable accommodations should call 928-772-7711 prior to the scheduled meeting.

MINUTES

**Central Arizona Fire and Medical Authority
Central Yavapai Fire District Board of Directors
CY Regular Meeting
Tuesday, March 5, 2019, 4:00 pm - 5:00 pm
Central Arizona Fire and Medical Authority,
Administration, 8603 E. Eastridge Drive, Prescott Valley**

In Attendance

Dane Beck; Darlene Packard; Jeff Wasowicz; Laura Mowrer; Matt Zurcher; Nicolas Cornelius; Scott A Freitag; Susanne Dixon

Not In Attendance

Dave Tharp

NOTICE OF MEETING

Pursuant to A.R.S. § 38-431.02, notice is hereby given to the members of the Central Yavapai Fire District Board of Directors and the general public that the **Central Yavapai Fire District** will hold a meeting open to the public on **Tuesday, March 5, 2019 at 4:00 p.m.** The meeting will be held at **Central Arizona Fire and Medical Authority, Administration, 8603 E. Eastridge Drive, Prescott Valley, Arizona.** The Board may vote to go into Executive Session on any agenda item, pursuant to A.R.S. §38-431.03(A)(3) for discussion and consultation for legal advice with the District's Attorney on matters as set forth in the agenda item. The following topics and any variables thereto, will be subject to Board consideration, discussion, approval, or other action. All items are set for possible action.

1. CALL TO ORDER / ROLL CALL OF BOARD MEMBERS

Chair Zurcher called the Central Yavapai Fire District Board meeting to order on March 5, 2019 at 4:01 p.m.

2. PLEDGE OF ALLEGIANCE

Chair Zurcher led the Pledge of Allegiance.

3. CALL TO THE PUBLIC

In accordance with A.R.S. §38-431.01(H) and as a matter of policy, the Central Yavapai Fire District Board has decided to allow public comments as time permits. Therefore, those wishing to address the Board regarding an issue within the jurisdiction of this public body may do so in an orderly manner that includes completing a Call to the Public Form and submitting it to staff for the record. If a written statement is being read, please provide a copy to ensure it is entered into the record accurately. Individuals will be limited to speak for three (3) minutes and Call to the Public shall not exceed 15 minutes per meeting.

There were no public comments.

4. CONSENT AGENDA

All matters listed under consent agenda are considered to be routine by the Central Yavapai Fire District Board and will be enacted by one motion. There will be no separate discussion on these items. Any item may be removed by a Board member and will be considered separately for motion, discussion and action.

- A. Approve Regular Session Minutes - January 28, 2019
- B. Approve General Fund Financial Statements
- C. Approve Bond Debt Service Financial Statements
- D. Approve Transfer of January Revenues from Central Yavapai Fire District to Central Arizona Fire and Medical Authority in the Amount of \$430,836.52

Motion to approve the Consent Agenda.

Move: Darlene Packard Second: Dane Beck Status: Passed

Yes: Darlene Packard, Jeff Wasowicz, Matt Zurcher, Dane Beck

5. VOTE TO GO INTO EXECUTIVE SESSION

- A. Personnel Matters Pursuant to A.R.S. §38-431.03(A)(1) Re: Interview Board of Director Candidates

John Aten
Michael Ellegood
Cynthia Gentle
Kathryn Giles
Chris Kuknyo
Jacob Smith
Michael Whiting

Motion to adjourn into Executive Session at 4:04 p.m.

Move: Jeff Wasowicz Second: Dane Beck Status: Passed

Yes: Darlene Packard, Jeff Wasowicz, Matt Zurcher, Dane Beck

6. NEW BUSINESS

Chair Zurcher reconvened into Public Session at 6:39 p.m.

- A. Motion, Discussion, and Action Related to Selection of New Board Member

Chair Zurcher thanked all applicants for completing the process.

Motion to nominate Cynthia Gentle.

There was a discussion as to whether this was a stepping stone for Ms. Gentle or service to this organization. Director Packard shared that Ms. Gentle has shown an interest in District activities and has been attending Board meetings and other events for fire and in the community.

Chair Zurcher informed Ms. Gentle that she will need to complete Open Meeting Law training, and then she will be sworn in prior to the March 25th Board meeting.

Move: Jeff Wasowicz Second: Darlene Packard Status: Passed

Yes: Darlene Packard, Jeff Wasowicz, Matt Zurcher

No: Dane Beck

7. ADJOURNMENT

Motion to adjourn meeting at 6:45 p.m.

Move: Darlene Packard Second: Dane Beck Status: Passed

Yes: Dane Beck, Darlene Packard, Jeff Wasowicz, Matt Zurcher

Clerk / Date

The Central Yavapai Fire District Board of Directors have reviewed and approved the following financial documents to include Income Statements, Balance Sheets, and Bank Reconciliations with supporting documents, Revenue and Expenditure Graphs, and Cash Flow Projections in compliance with A.R.S. § 48-805, 807.

CYFD General Fund

CYFD Bond Debt Service

Fire Board Chairperson	Date
------------------------	------

Fire Board Clerk	Date
------------------	------

CENTRAL YAVAPAI FIRE DISTRICT
CHECK RECONCILIATION FEBRUARY, 2019

Reconciliation:

Beginning Balance:	\$	495,190.89
Deposits:	\$	341,029.27
Transfer Out - Fire Authority:	\$	-
Transfer In - CAFMA:	\$	-
Disbursements:	\$	(7,856.25)
Fire District Deposit	\$	2,889.06
Error made by County Treasurer		
Ending Balance:	\$	831,252.97

Difference Between Balances: \$ -

Deposits Per Bank Statement:

Real Estate Taxes:	\$	320,169.26
Personal Property Taxes:	\$	8,620.58
Fire District Assistance Tax:	\$	7,409.15
Interest Income:	\$	4,830.28
Transfer to CAFMA:		
NSF Check Returned:	\$	-
Adjustments (Warrants Issued):	\$	-
Error made by County Treasurer		

Ending Balance: \$ 341,029.27

Bank Statement Balance:

Balance Per Bank:	\$	837,197.97
Outstanding Checks:	\$	(5,945.00)
Outstanding Deposits:	\$	-
Adjustments: Treasurer's Error 8/31		
Voided Checks:	\$	-

Ending Balance: \$ 831,252.97

G/L Ending Balance: \$ 831,252.97

\$ 831,252.97

Bank Reconciliation Register:

Checks From Accounts Payable:	\$	7,856.25
Checks From Payroll:	\$	-
Total Checks:	\$	7,856.25


Deposits From Accounts Receivable:	\$	2,889.06
Journal Entries From General Ledger:	\$	341,029.27
Outstanding Transfer		
Outstanding Deposit:		

Ending Balance: \$ 341,029.27

Reconciliation Approved By:

Scott Freitag


Scott Freitag, Fire Chief

 Digitally signed by Scott Freitag
Date: 2019.03.12 11:36:45 -07'00'

Reconciliation Reviewed By:

Dave Tharp


David Tharp, Assistant Chief of Administration

 Digitally signed by Dave Tharp
Date: 2019.03.12 09:33:28 -07'00'

Reconciliation Prepared By:

Debbie S. Spingola

Debbie Spingola, Finance Manager

 Digitally signed by Debbie S. Spingola
Date: 2019.03.11 14:35:49 -07'00'

Central Yavapai Fire District
General Fund Tax Collection Information

Total Levy Month	FY 07-08 \$11,846,174 Collected	FY 08-09 \$13,463,373 Collected	FY 09-10 \$13,408,327 Collected	FY 10-11 \$13,409,077 Collected	FY 11-12 \$12,030,906 Collected	FY 12-13 \$11,565,704 Collected	FY 13-14 \$11,463,180 Collected	FY 14-15 \$12,355,859 Collected	FY 15-16 \$13,284,318 Collected	FY 16-17 \$14,116,233 Collected	FY 17-18 \$16,282,904 Collected	FY 18-19 \$16,529,780 Collected
July	\$87,156	\$110,039	\$132,171	\$160,816	\$97,118	\$98,218	\$49,130	\$52,496	\$78,757	\$50,468	\$47,993	\$48,809
%	1.8561%	0.8173%	0.986%	1.199%	0.807%	0.849%	0.429%	0.425%	0.593%	0.358%	0.295%	0.295%
% To Date	1.8561%	0.8173%	0.9857%	1.1993%	0.8072%	0.8492%	0.4286%	0.4249%	0.5929%	0.3575%	0.2947%	0.2953%
August	\$29,493	\$43,363	\$54,230	\$67,211	\$67,725	\$53,505	\$31,390	\$16,334	\$33,291	\$26,519	\$25,442	\$29,028
%	0.8204%	0.3221%	0.404%	0.501%	0.563%	0.463%	0.274%	0.132%	0.251%	0.188%	0.156%	0.176%
% To Date	2.6765%	1.1394%	1.3902%	1.7005%	1.3702%	1.3118%	0.7024%	0.5571%	0.8435%	0.5454%	0.4510%	0.4709%
September	\$43,626	\$107,451	\$54,153	\$117,450	\$77,250	\$838,823	\$648,107	\$1,095,501	\$1,245,953	\$789,429	\$768,730	\$136,335
%	0.6101%	0.7981%	0.404%	0.876%	0.642%	7.253%	5.654%	8.866%	9.379%	5.592%	4.721%	0.825%
% To Date	3.2866%	1.9375%	1.7941%	2.5764%	2.0123%	8.5645%	6.3562%	9.4233%	10.2226%	6.1377%	5.1721%	1.2957%
October	\$4,532,443	\$5,218,751	\$4,889,830	\$4,830,888	\$3,857,770	\$4,051,242	\$3,652,128	\$4,537,288	\$4,753,774	\$3,589,494	\$6,179,209	\$6,735,649
%	29.4660%	38.763%	36.469%	36.027%	32.065%	35.028%	31.860%	36.722%	35.785%	25.428%	37.949%	40.749%
% To Date	32.7526%	40.7001%	38.2627%	38.6034%	34.0777%	43.5926%	38.2159%	46.1451%	46.0074%	31.5659%	43.1211%	42.0442%
November	\$1,445,614	\$1,464,437	\$1,810,813	\$1,771,286	\$2,173,940	\$1,136,001	\$1,662,046	\$776,001	\$1,053,509	\$3,154,358	\$1,286,322	\$2,208,068
%	23.1259%	10.877%	13.505%	13.210%	18.070%	9.822%	14.499%	6.280%	7.930%	22.346%	7.900%	13.358%
% To Date	55.8785%	51.5773%	51.7678%	51.8130%	52.1474%	53.4147%	52.7149%	52.4255%	53.9379%	53.9115%	51.0210%	55.4024%
December	\$518,402	\$653,937	\$804,068	\$703,572	\$598,094	\$657,523	\$682,390	\$822,849	\$847,617	\$896,697	\$987,194	\$1,064,960
%	2.8328%	4.8572%	5.9968%	5.2470%	4.9713%	5.6851%	5.9529%	6.6596%	6.3806%	6.3522%	6.0628%	6.4427%
% To Date	58.7113%	56.4344%	57.7646%	57.0600%	57.1187%	59.0998%	58.6678%	59.0851%	60.3185%	60.2637%	57.0837%	61.8450%
January	\$418,982	\$429,557	\$418,693	\$440,523	\$471,527	\$316,971	\$345,369	\$323,603	\$302,609	\$368,574	\$609,745	\$416,757
%	2.5007%	3.1906%	3.1226%	3.2853%	3.9193%	2.7406%	3.0129%	2.6190%	2.2779%	2.6110%	3.7447%	2.5212%
% To Date	61.2120%	59.6250%	60.8872%	60.3453%	61.0380%	61.8405%	61.6806%	61.7041%	62.5964%	62.8747%	60.8284%	64.3663%
February	\$364,994	\$418,260	\$491,337	\$579,652	\$452,569	\$404,624	\$354,364	\$337,873	\$351,342	\$394,891	\$350,747	\$328,790
%	2.5771%	3.1067%	3.6644%	4.3228%	3.7617%	3.4985%	3.0913%	2.7345%	2.6448%	2.7974%	2.1541%	1.9891%
% To Date	63.7891%	62.7317%	64.5516%	64.6681%	64.7997%	65.3389%	64.7719%	64.4386%	65.2412%	65.6721%	62.9825%	66.3554%
March	\$535,404	\$589,848	\$622,420	\$585,713	\$469,035	\$388,803	\$444,942	\$486,368	\$526,700	\$606,436	\$629,128	\$0
%	2.2141%	4.3811%	4.6420%	4.3680%	3.8986%	3.3617%	3.8815%	3.9363%	3.9648%	4.2960%	3.8637%	0.0000%
% To Date	66.0032%	67.1128%	69.1937%	69.0361%	68.6983%	68.7006%	68.6534%	68.3749%	69.2061%	69.9681%	66.8462%	66.3554%
April	\$2,612,277	\$3,055,585	\$3,015,293	\$3,016,004	\$2,866,023	\$2,744,532	\$2,658,334	\$3,204,400	\$3,444,316	\$3,343,070	\$3,414,235	\$0
%	21.1757%	22.6955%	22.4882%	22.4923%	23.8222%	23.7299%	23.1902%	25.9343%	25.9277%	23.6824%	20.9682%	0.0000%
% To Date	87.1789%	89.8083%	91.6819%	91.5284%	92.5205%	92.4305%	91.8436%	94.3092%	95.1337%	93.6506%	87.8145%	66.3554%
May	\$793,414	\$879,374	\$916,959	\$947,777	\$798,148	\$740,157	\$716,914	\$380,081	\$416,552	\$678,353	\$813,680	\$0
%	11.3797%	6.5316%	6.8387%	7.0682%	6.6341%	6.3996%	6.2541%	3.0761%	3.1357%	4.8055%	4.9971%	0.0000%
% To Date	98.5586%	96.3399%	98.5206%	98.5966%	99.1546%	98.8301%	98.0977%	97.3853%	98.2694%	98.4561%	92.8116%	66.3554%
June	\$136,155	\$145,703	\$170,884	\$174,933	\$177,193	\$161,596	\$161,606	\$181,986	\$200,523	\$183,806	\$187,184	\$0
%	0.9877%	1.0822%	1.2745%	1.3046%	1.4728%	1.3972%	1.4098%	1.4729%	1.5095%	1.3021%	1.1496%	0.0000%
% To Date	99.5463%	97.4221%	99.7951%	99.9012%	100.6274%	100.2273%	99.5075%	98.8582%	99.7789%	99.7582%	93.9612%	66.3554%
TOTALS	\$9,813,450	\$13,116,306	\$13,380,852	\$13,395,823	\$12,106,390	\$11,591,996	\$11,406,720	\$12,214,780	\$13,254,943	\$14,082,095	\$15,299,608	\$10,968,397
Delinquency	0.4537%	2.5779%	0.2049%	0.0988%	-0.6274%	-0.2273%	0.4925%	1.1418%	0.2211%	0.2418%	6.0388%	33.6446%

**Central Yavapai Fire District
FDAT Collection Information**

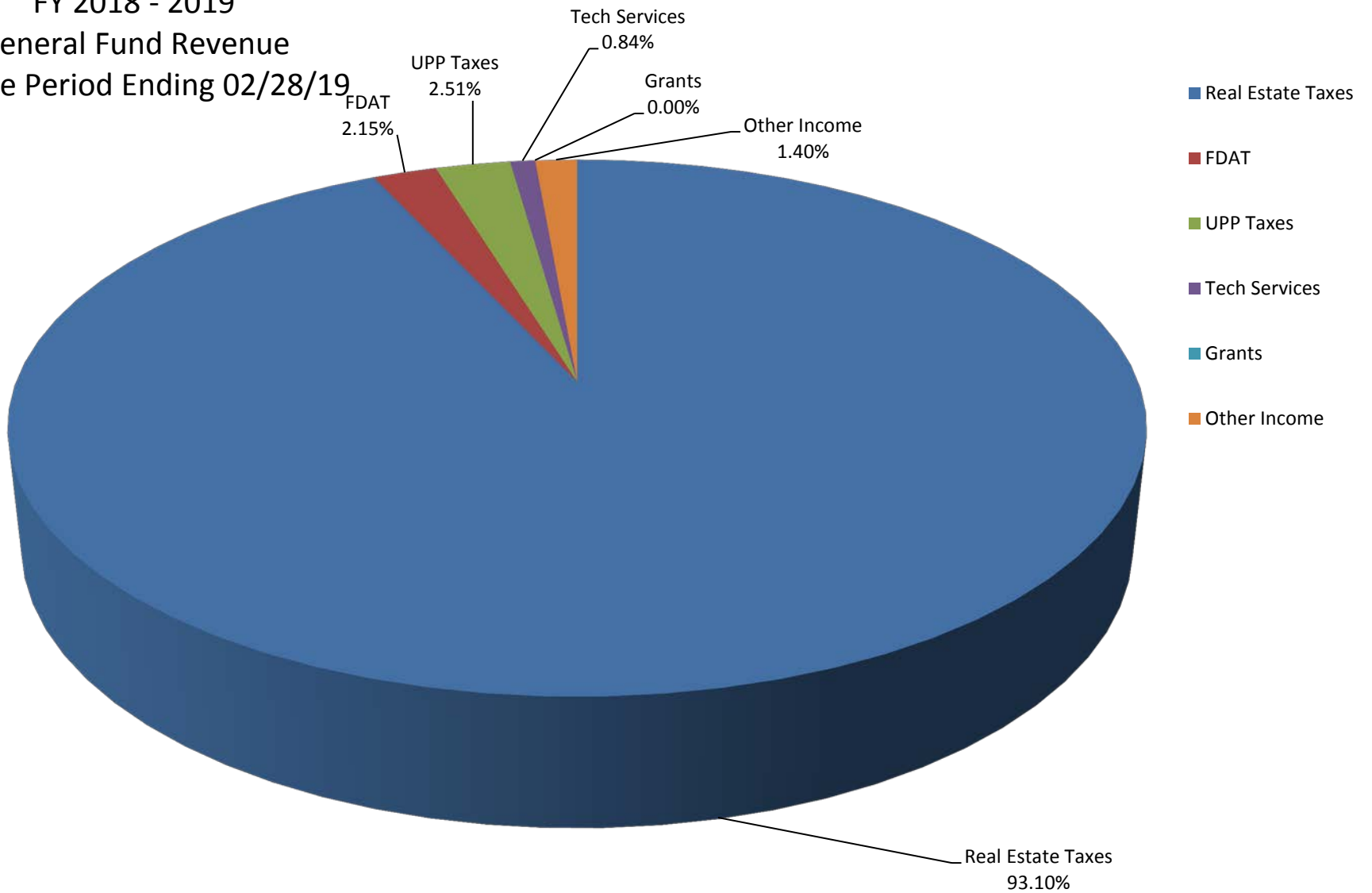
Total Levy Month	FY 07-08 \$300,000 Collected	FY 08-09 \$300,000 Collected	FY 09-10 \$300,000 Collected	FY 10-11 \$300,000 Collected	FY 11-12 \$300,000 Collected	FY 12-13 \$338,000 Collected	FY 13-14 \$309,352 Collected	FY 14-15 \$313,900 Collected	FY 15-16 \$313,900 Collected	FY 16-17 \$313,900 Collected	FY 17-18 \$333,290 Collected	FY 18-19 \$333,290 Collected
July	\$2,464	\$1,301	\$3,143	\$3,697	\$2,595	\$3,064	\$1,979	\$1,836	\$2,501	\$1,423	\$1,630	\$1,238
%	2.1203%	0.4338%	1.048%	1.232%	0.865%	0.907%	0.640%	0.585%	0.797%	0.453%	0.489%	0.371%
% To Date	2.1203%	0.4338%	1.0476%	1.2324%	0.8651%	0.9066%	0.6398%	0.5848%	0.7966%	0.4533%	0.4890%	0.3715%
August	\$1,258	\$1,226	\$1,248	\$1,915	\$1,736	\$1,536	\$902	\$823	\$1,456	\$661	\$534	\$707
%	1.0461%	0.4085%	0.416%	0.638%	0.579%	0.455%	0.291%	0.262%	0.464%	0.211%	0.160%	0.212%
% To Date	3.1664%	0.8423%	1.4636%	1.8709%	1.4439%	1.3611%	0.9312%	0.8471%	1.2606%	0.6638%	0.6491%	0.5835%
September	\$868	\$1,745	\$1,257	\$2,388	\$1,448	\$19,621	\$15,016	\$25,478	\$26,332	\$8,777	\$12,654	\$3,182
%	0.5869%	0.582%	0.419%	0.796%	0.483%	5.805%	4.854%	8.117%	8.389%	2.796%	3.797%	0.955%
% To Date	3.7533%	1.4240%	1.8825%	2.6670%	1.9266%	7.1662%	5.7853%	8.9637%	9.6492%	3.4600%	4.4456%	1.5383%
October	\$97,685	\$101,806	\$99,555	\$96,016	\$93,006	\$101,218	\$95,055	\$78,715	\$97,909	\$86,411	\$93,081	\$139,813
%	28.7499%	33.9354%	33.185%	32.005%	31.002%	29.946%	30.727%	25.076%	31.191%	27.528%	27.928%	41.949%
% To Date	32.5032%	35.3594%	35.0674%	34.6725%	32.9286%	37.1125%	36.5125%	34.0402%	40.8405%	30.9882%	32.3735%	43.4876%
November	\$56,540	\$50,916	\$52,928	\$50,646	\$59,997	\$53,327	\$50,582	\$58,108	\$43,410	\$75,219	\$74,651	\$59,861
%	26.5042%	16.9722%	17.6426%	16.8819%	19.9989%	15.7772%	16.3508%	18.5116%	13.8292%	23.9628%	22.3983%	17.9606%
% To Date	59.0074%	52.3315%	52.7100%	51.5544%	52.9274%	52.8897%	52.8633%	52.5518%	54.6697%	54.9510%	54.7717%	61.4482%
December	\$14,149	\$14,552	\$17,550	\$19,555	\$15,865	\$18,751	\$17,866	\$19,303	\$20,201	\$24,923	\$21,663	\$25,413
%	2.6880%	4.8505%	5.8501%	6.5184%	5.2883%	5.5476%	5.7753%	6.1494%	6.4354%	7.9398%	6.4997%	7.6250%
% To Date	61.6954%	57.1821%	58.5602%	58.0728%	58.2157%	58.4373%	58.6386%	58.7012%	61.1051%	62.8908%	61.2715%	69.0732%
January	\$12,416	\$11,850	\$12,187	\$11,920	\$12,904	\$12,073	\$20,052	\$11,243	\$10,565	\$11,762	\$11,312	\$11,149
%	3.2227%	3.9501%	4.0624%	3.9733%	4.3013%	3.5719%	6.4819%	3.5817%	3.3658%	3.7471%	3.3939%	3.3450%
% To Date	64.9180%	61.1321%	62.6225%	62.0461%	62.5170%	62.0092%	65.1205%	62.2829%	64.4709%	66.6378%	64.6654%	72.4183%
February	\$10,562	\$9,794	\$11,387	\$10,332	\$10,894	\$11,450	\$8,863	\$7,979	\$7,946	\$8,291	\$8,056	\$7,409
%	2.8210%	3.265%	3.796%	3.444%	3.631%	3.388%	2.865%	2.542%	2.531%	2.641%	2.417%	2.223%
% To Date	67.7390%	64.3968%	66.4183%	65.4902%	66.1482%	65.3968%	67.9857%	64.8248%	67.0023%	69.2790%	67.0825%	74.6413%
March	\$12,305	\$12,699	\$13,595	\$14,808	\$12,280	\$11,003	\$10,149	\$12,656	\$12,018	\$12,638	\$12,174	\$0
%	2.2914%	4.2329%	4.5315%	4.9361%	4.0932%	3.2554%	3.2808%	4.0319%	3.8284%	4.0261%	3.6528%	0.0000%
% To Date	70.0304%	68.6297%	70.9498%	70.4262%	70.2414%	68.6522%	71.2665%	68.8567%	70.8307%	73.3051%	70.7354%	74.6413%
April	\$33,339	\$39,613	\$55,561	\$57,997	\$43,738	\$56,579	\$58,042	\$65,056	\$35,416	\$62,586	\$63,209	\$0
%	17.9575%	13.2045%	18.5203%	19.3324%	14.5794%	16.7394%	18.7624%	20.7249%	11.2825%	19.9382%	18.9651%	0.0000%
% To Date	87.9878%	81.8342%	89.4701%	89.7587%	84.8208%	85.3916%	90.0289%	89.5816%	82.1132%	93.2433%	89.7005%	74.6413%
May	\$50,251	\$44,834	\$31,295	\$25,244	\$44,155	\$43,984	\$31,386	\$22,095	\$51,376	\$23,662	\$23,731	\$0
%	13.5009%	14.9446%	10.4317%	8.4146%	14.7184%	13.0130%	10.1458%	7.0389%	16.3671%	7.5381%	7.1201%	0.0000%
% To Date	101.4887%	96.7788%	99.9019%	98.1733%	99.5391%	98.4046%	100.1747%	96.6206%	98.4803%	100.7814%	96.8206%	74.6413%
June	\$3,396	\$3,537	\$3,134	\$4,100	\$4,540	\$5,694	\$4,028	\$4,150	\$6,266	\$4,682	\$5,094	\$0
%	0.9351%	1.1790%	1.0447%	1.3665%	1.5132%	1.6847%	1.3019%	1.3221%	1.9962%	1.4916%	1.5285%	0.0000%
% To Date	102.4238%	97.9578%	100.9465%	99.5398%	101.0524%	100.0894%	101.4767%	97.9427%	100.4765%	102.2729%	98.3491%	74.6413%
TOTALS	\$307,271	\$293,873	\$302,840	\$298,619	\$303,157	\$338,302	\$313,920	\$307,442	\$315,396	\$321,035	\$327,788	\$248,772
Delinquency	-2.4238%	2.0422%	-0.9465%	0.4602%	-1.0524%	-0.0894%	-1.4767%	2.0573%	-0.4765%	-2.2729%	1.6509%	25.3587%



2018 - 2019 Cash Flow by Month : February

[illegible]

CYFD
FY 2018 - 2019
General Fund Revenue
For the Period Ending 02/28/19

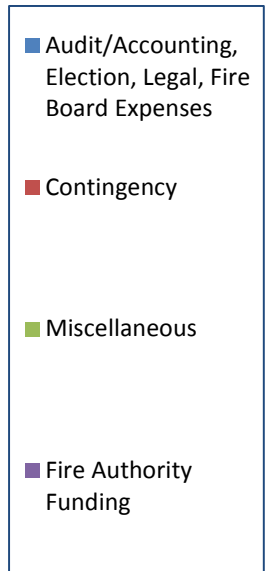
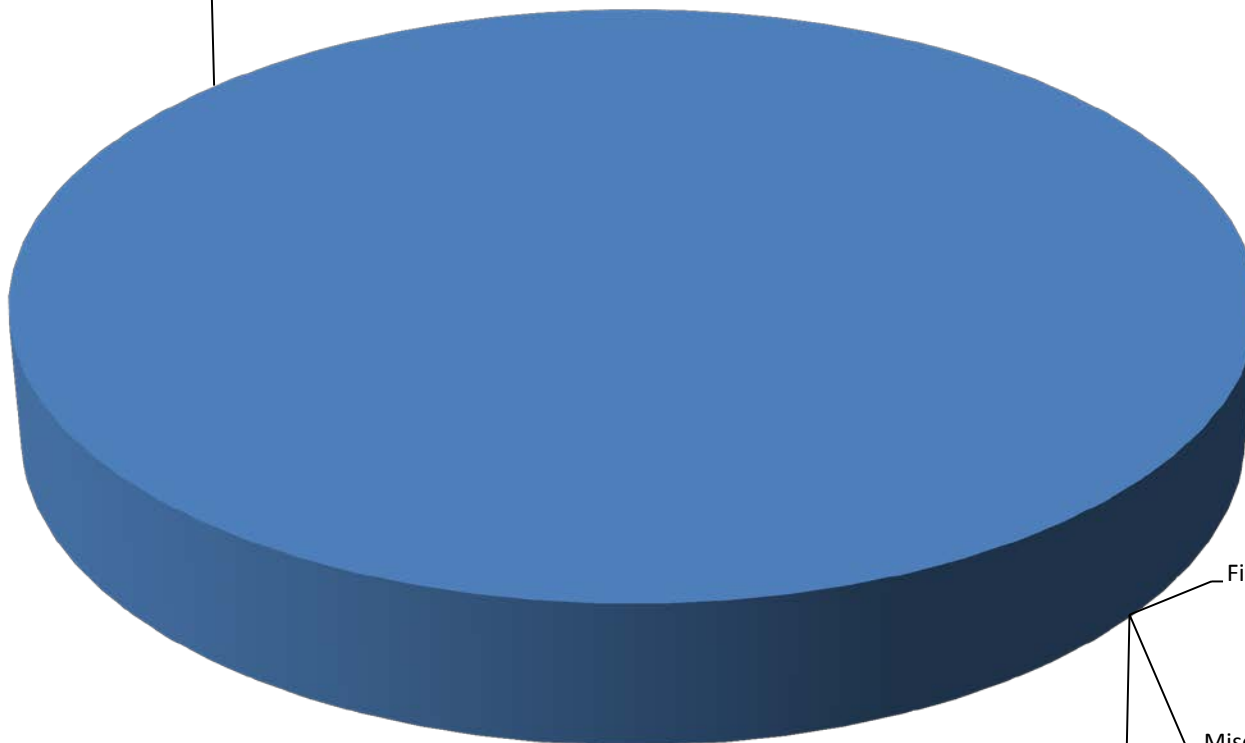


CENTRAL YAVAPAI FIRE DISTRICT**REVENUE**

	Current Month Revenue	YTD Budget	
Real Estate Taxes	\$ 320,169	\$ 16,529,780	93.09
FDAT	\$ 7,409	\$ 333,290	2.15
UPP Taxes	\$ 8,621	\$ -	2.51
Tech Services	\$ 2,889	\$ 38,000	0.84
Grants	\$ -	\$ -	0.00
Other Income	\$ 4,830	\$ -	1.40
	\$ 343,918	\$ 16,901,070	100.00

CYFD
FY 2018 - 2019
General Fund Expenditures
For the Period Ending 02/28/19

Audit/Accounting, Election,
Legal, Fire Board Expenses
100.00%



Fire Authority Funding
0.00%

Contingency
0.00%

Miscellaneous
0.00%

CENTRAL YAVAPAI FIRE DISTRICT
EXPENSES

	Current Month Actual	YTD Budget	
Audit/Accounting, Election, Legal, Fire Board Expenses	\$ 7,856	\$ 89,000	100.00
Contingency	\$ -	\$ 20,000	0.00
Miscellaneous			0.00
Fire Authority Funding	\$ -	\$ 16,792,070	0.00
	\$ 7,856	\$ 16,901,070	100.00



Yavapai County Treasurer

Monthly Statement

Date Range: 2/1/2019 to 2/28/2019

Central Yavapai Fire Dist - General Fund
Fund: 6060040000

Real Estate Taxes	\$ 320,169.26
UPP Taxes	\$ 8,620.58
FDAT	\$ 7,409.15
Interest	\$ 4,830.28
Fire Dist Deposit	\$ 2,889.06
Total	<u>\$ 343,918.33</u>



Yavapai County Treasurer

Monthly Statement

Date Range: 2/1/2019 to 2/28/2019

Account	Period	YTD		
6060040000	Central Yavapai Fire Dist GF			
Begin Balance:	497,211.89	198,191.96		
Income:	343,970.14	11,250,075.75		
LOC Advance:	.00	.00		
Expense:	(3,984.06)	(10,611,069.74)	LOC:	.00
LOC Payments:	.00	.00	Warrants Outstanding:	.00
Cash Balance:	837,197.97	837,197.97	End:	837,197.97



Yavapai County Treasurer

Monthly Statement

Date Range: 2/1/2019 to 2/28/2019

Monthly Statement Summary

Source Code	Description		MTDAmount	YTDAmount
6060040000	Central Yavapai Fire Dist GF	Beginning Balance:	497,211.89	198,191.96
11100.2008	2008 Real Estate Taxes		.00	4.65
11100.2009	2009 Real Estate Taxes		.00	2.38
11100.2010	2010 Real Estate Taxes		.00	2.70
11100.2011	2011 Real Estate Taxes		.00	5.94
11100.2012	2012 Real Estate Taxes		.00	11.19
11100.2013	2013 Real Estate Taxes		.00	11.99
11100.2014	2014 Real Estate Taxes		.00	12.88
11100.2015	2015 Real Estate Taxes		(27.08)	(18.91)
11100.2016	2016 Real Estate Taxes		(28.82)	57.75
11100.2017	2017 Real Estate Taxes		6,132.85	151,944.00
11100.2018	2018 Real Estate Taxes		314,092.31	10,579,125.60
12100.2005	2005 Personal Property Taxes		.00	14.74
12100.2006	2006 Personal Property Taxes		.00	25.52
12100.2007	2007 Personal Property Taxes		14.63	54.35
12100.2008	2008 Personal Property Taxes		.00	46.71
12100.2009	2009 Personal Property Taxes		.00	84.53
12100.2010	2010 Personal Property Taxes		.00	100.50
12100.2011	2011 Personal Property Taxes		43.60	111.74
12100.2012	2012 Personal Property Taxes		355.43	408.49
12100.2013	2013 Personal Property Taxes		365.16	2,556.20
12100.2014	2014 Personal Property Taxes		.00	333.88
12100.2015	2015 Personal Property Taxes		56.42	523.50
12100.2016	2016 Personal Property Taxes		(27.25)	1,214.50
12100.2017	2017 Personal Property Taxes		246.90	4,496.88
12100.2018	2018 Personal Property Taxes		7,565.69	227,264.68
37121.0	School Deposit		.00	2,889.06
37122.0	Fire District Deposit		2,889.06	23,902.84
37150.0	FDAT Distributions		7,409.15	248,967.25
38108.0	Interest on Investments ICM		2,140.75	2,140.75
38109.0	Interest on Investments St Treas		2,741.34	3,779.46
90002.0	Interest Pd on Tax Roll Corrections		(51.81)	(565.30)
91032.0	Warrants Redeemed		(3,932.25)	(49,315.94)
91702.0	Transfer out		.00	(10,561,188.50)
		Ending Balance:	837,197.97	837,197.97

Monthly Statement Detail

Date	Notes	Doc #	Amount	C/D
------	-------	-------	--------	-----



Yavapai County Treasurer

Monthly Statement

Date Range: 2/1/2019 to 2/28/2019

6060040000 Central Yavapai Fire Dist GF			Beginning Balance: 497,211.89	
11100.2015 2015 Real Estate Taxes			Source Code Total: (27.08)	
02/11	Tax Distribution	0	(27.08)	C
11100.2016 2016 Real Estate Taxes			Source Code Total: (28.82)	
02/11	Tax Distribution	0	(28.82)	C
11100.2017 2017 Real Estate Taxes			Source Code Total: 6,132.85	
02/01	Tax Distribution	0	286.07	C
02/01	Tax Distribution	0	22.26	C
02/01	Tax Distribution	0	236.45	C
02/04	Tax Distribution	0	313.56	C
02/05	Tax Distribution	0	312.69	C
02/05	Tax Distribution	0	107.05	C
02/06	Tax Distribution	0	411.69	C
02/06	Tax Distribution	0	(37.22)	C
02/06	Tax Distribution	0	477.17	C
02/07	Tax Distribution	0	368.03	C
02/07	Tax Distribution	0	68.91	C
02/07	Tax Distribution	0	69.37	C
02/08	Tax Distribution	0	755.91	C
02/11	Tax Distribution	0	1,730.83	C
02/11	Tax Distribution	0	368.41	C
02/11	Tax Distribution	0	(30.76)	C
02/11	Tax Distribution	0	672.43	C
11100.2018 2018 Real Estate Taxes			Source Code Total: 314,092.31	
02/01	Tax Distribution	0	1,611.85	C
02/01	Tax Distribution	0	351.01	C
02/01	Tax Distribution	0	2,335.30	C
02/01	Tax Distribution	0	(2.93)	C
02/01	Tax Distribution	0	318.20	C
02/04	Tax Distribution	0	1,623.41	C
02/04	Tax Distribution	0	6,746.02	C
02/04	Tax Distribution	0	1,895.62	C
02/04	Tax Distribution	0	(50.55)	C
02/04	Tax Distribution	0	134.91	C
02/04	Tax Distribution	0	1,130.73	C
02/04	Tax Distribution	0	2,247.10	C
02/05	Tax Distribution	0	2,016.77	C
02/05	Tax Distribution	0	288.04	C
02/05	Tax Distribution	0	2,572.77	C
02/05	Tax Distribution	0	913.07	C
02/05	Tax Distribution	0	2,768.73	C
02/06	Tax Distribution	0	1,272.33	C
02/06	Tax Distribution	0	2,269.71	C



Yavapai County Treasurer

Monthly Statement

Date Range: 2/1/2019 to 2/28/2019

02/06	Tax Distribution	0	2,208.90	C
02/06	Tax Distribution	0	3,862.86	C
02/06	Tax Distribution	0	861.00	C
02/07	Tax Distribution	0	2,643.07	C
02/07	Tax Distribution	0	149.46	C
02/07	Tax Distribution	0	3,298.68	C
02/07	Tax Distribution	0	1,616.65	C
02/08	Tax Distribution	0	680.99	C
02/08	Tax Distribution	0	1,516.62	C
02/08	Tax Distribution	0	1,885.15	C
02/08	Tax Distribution	0	1,390.56	C
02/08	Tax Distribution	0	3,487.76	C
02/11	Tax Distribution	0	1,850.04	C
02/11	Tax Distribution	0	6,466.00	C
02/11	Tax Distribution	0	1,945.23	C
02/11	Tax Distribution	0	(16.37)	C
02/11	Tax Distribution	0	1,109.88	C
02/11	Tax Distribution	0	1,842.73	C
02/11	Tax Distribution	0	4,256.05	C
02/11	Tax Distribution	0	1,771.16	C
02/11	Tax Distribution	0	1,891.53	C
02/12	Tax Distribution	0	4,457.24	C
02/12	Tax Distribution	0	8,354.97	C
02/12	Tax Distribution	0	2,464.32	C
02/12	Tax Distribution	0	2,563.74	C
02/12	Tax Distribution	0	872.08	C
02/13	Tax Distribution	0	3,163.27	C
02/13	Tax Distribution	0	3,617.98	C
02/13	Tax Distribution	0	1,322.75	C
02/13	Tax Distribution	0	1,817.25	C
02/13	Tax Distribution	0	1,030.40	C
02/13	Tax Distribution	0	2,992.21	C
02/14	Tax Distribution	0	3,896.34	C
02/14	Tax Distribution	0	1,581.33	C
02/14	Tax Distribution	0	319.05	C
02/14	Tax Distribution	0	11,714.47	C
02/14	Tax Distribution	0	1,314.80	C
02/14	Tax Distribution	0	3,669.04	C
02/15	Tax Distribution	0	7,520.60	C
02/15	Tax Distribution	0	2,531.30	C
02/15	Tax Distribution	0	2,791.02	C
02/15	Tax Distribution	0	2,285.73	C
02/19	Tax Distribution	0	2,424.75	C



Yavapai County Treasurer

Monthly Statement

Date Range: 2/1/2019 to 2/28/2019

02/19	Tax Distribution	0	8,020.57	C
02/19	Tax Distribution	0	5,521.03	C
02/19	Tax Distribution	0	1,285.14	C
02/19	Tax Distribution	0	1,982.82	C
02/19	Tax Distribution	0	4,313.45	C
02/19	Tax Distribution	0	5,022.94	C
02/20	Tax Distribution	0	4,468.69	C
02/20	Tax Distribution	0	3,915.55	C
02/20	Tax Distribution	0	1,711.23	C
02/20	Tax Distribution	0	3,627.35	C
02/20	Tax Distribution	0	2,174.94	C
02/25	Tax Distribution	0	4,126.38	C
02/25	Tax Distribution	0	2,359.89	C
02/25	Tax Distribution	0	1,302.99	C
02/25	Tax Distribution	0	1,915.72	C
02/25	Tax Distribution	0	5,719.72	C
02/25	Tax Distribution	0	719.99	C
02/25	Tax Distribution	0	7,419.51	C
02/26	Tax Distribution	0	5,967.62	C
02/26	Tax Distribution	0	2,985.19	C
02/26	Tax Distribution	0	5,133.75	C
02/26	Tax Distribution	0	1,048.61	C
02/26	Tax Distribution	0	2,932.92	C
02/26	Tax Distribution	0	4,991.19	C
02/26	Tax Distribution	0	9,642.96	C
02/26	Tax Distribution	0	1,976.79	C
02/27	Tax Distribution	0	5,059.29	C
02/27	Tax Distribution	0	124.43	C
02/27	Tax Distribution	0	1,877.47	C
02/27	Tax Distribution	0	3,215.71	C
02/27	Tax Distribution	0	1,120.60	C
02/27	Tax Distribution	0	5,990.69	C
02/27	Tax Distribution	0	5,927.59	C
02/27	Tax Distribution	0	5,173.11	C
02/28	Tax Distribution	0	8,212.47	C
02/28	Tax Distribution	0	296.85	C
02/28	Tax Distribution	0	3,392.53	C
02/28	Tax Distribution	0	5,040.59	C
02/28	Tax Distribution	0	4,900.02	C
02/28	Tax Distribution	0	4,738.02	C
02/28	Tax Distribution	0	6,321.40	C
02/28	Tax Distribution	0	4,549.92	C



Yavapai County Treasurer

Monthly Statement

Date Range: 2/1/2019 to 2/28/2019

12100.2007 2007 Personal Property Taxes			Source Code Total: 14.63	
02/27	Tax Distribution	0	14.63	C
12100.2011 2011 Personal Property Taxes			Source Code Total: 43.60	
02/06	Tax Distribution	0	3.24	C
02/25	Tax Distribution	0	40.36	C
12100.2012 2012 Personal Property Taxes			Source Code Total: 355.43	
02/01	Tax Distribution	0	355.43	C
12100.2013 2013 Personal Property Taxes			Source Code Total: 365.16	
02/01	Tax Distribution	0	365.16	C
12100.2015 2015 Personal Property Taxes			Source Code Total: 56.42	
02/15	Tax Distribution	0	56.42	C
12100.2016 2016 Personal Property Taxes			Source Code Total: (27.25)	
02/08	Tax Distribution	0	(153.90)	C
02/15	Tax Distribution	0	73.68	C
02/20	Tax Distribution	0	22.38	C
02/26	Tax Distribution	0	14.65	C
02/27	Tax Distribution	0	15.94	C
12100.2017 2017 Personal Property Taxes			Source Code Total: 246.90	
02/01	Tax Distribution	0	20.97	C
02/05	Tax Distribution	0	30.83	C
02/13	Tax Distribution	0	15.53	C
02/20	Tax Distribution	0	7.57	C
02/26	Tax Distribution	0	48.26	C
02/27	Tax Distribution	0	92.09	C
02/27	Tax Distribution	0	16.49	C
02/28	Tax Distribution	0	15.16	C
12100.2018 2018 Personal Property Taxes			Source Code Total: 7,565.69	
02/01	Tax Distribution	0	62.96	C
02/04	Tax Distribution	0	153.50	C
02/04	Tax Distribution	0	65.24	C
02/04	Tax Distribution	0	42.29	C
02/04	Tax Distribution	0	42.67	C
02/05	Tax Distribution	0	106.44	C
02/05	Tax Distribution	0	21.34	C
02/05	Tax Distribution	0	15.58	C
02/06	Tax Distribution	0	51.87	C
02/06	Tax Distribution	0	45.41	C
02/06	Tax Distribution	0	91.13	C
02/07	Tax Distribution	0	10.91	C
02/07	Tax Distribution	0	110.62	C
02/08	Tax Distribution	0	140.04	C
02/11	Tax Distribution	0	130.36	C
02/11	Tax Distribution	0	105.96	C



Yavapai County Treasurer

Monthly Statement

Date Range: 2/1/2019 to 2/28/2019

02/11	Tax Distribution	0	177.08	C
02/11	Tax Distribution	0	402.64	C
02/12	Tax Distribution	0	19.52	C
02/12	Tax Distribution	0	148.11	C
02/13	Tax Distribution	0	15.77	C
02/14	Tax Distribution	0	33.64	C
02/19	Tax Distribution	0	30.80	C
02/19	Tax Distribution	0	141.67	C
02/19	Tax Distribution	0	35.96	C
02/19	Tax Distribution	0	2,351.66	C
02/20	Tax Distribution	0	64.29	C
02/20	Tax Distribution	0	186.32	C
02/25	Tax Distribution	0	75.07	C
02/25	Tax Distribution	0	40.54	C
02/25	Tax Distribution	0	379.93	C
02/26	Tax Distribution	0	90.86	C
02/26	Tax Distribution	0	94.26	C
02/26	Tax Distribution	0	1,601.98	C
02/27	Tax Distribution	0	32.98	C
02/27	Tax Distribution	0	92.30	C
02/27	Tax Distribution	0	168.83	C
02/28	Tax Distribution	0	23.05	C
02/28	Tax Distribution	0	137.17	C
02/28	Tax Distribution	0	24.94	C
37122.0 Fire District Deposit			Source Code Total: 2,889.06	
02/07	DEPOSIT	0	2,889.06	C
37150.0 FDAT Distributions			Source Code Total: 7,409.15	
02/01	Fire Dist Assistance Tax 0.141068	0	147.58	C
02/04	Fire Dist Assistance Tax 0.141068	0	331.73	C
02/05	Fire Dist Assistance Tax 0.141068	0	214.09	C
02/06	Fire Dist Assistance Tax 0.141068	0	217.36	C
02/07	Fire Dist Assistance Tax 0.141068	0	117.02	C
02/08	Fire Dist Assistance Tax 0.141068	0	282.66	C
02/11	Fire Dist Assistance Tax 0.141068	0	567.21	C
02/12	Fire Dist Assistance Tax 0.141068	0	246.83	C
02/13	Fire Dist Assistance Tax 0.141068	0	287.24	C
02/14	Fire Dist Assistance Tax 0.141068	0	251.23	C
02/15	Fire Dist Assistance Tax 0.141068	0	247.59	C
02/19	Fire Dist Assistance Tax 0.141068	0	549.29	C
02/20	Fire Dist Assistance Tax 0.141068	0	365.31	C
02/25	Fire Dist Assistance Tax 0.141068	0	1,184.00	C
02/26	Fire Dist Assistance Tax 0.141068	0	814.98	C
02/27	Fire Dist Assistance Tax 0.141068	0	752.76	C



Yavapai County Treasurer

Monthly Statement

Date Range: 2/1/2019 to 2/28/2019

02/28	Fire Dist Assistance Tax 0.141068	0	832.27	C
38108.0 Interest on Investments ICM			Source Code Total: 2,140.75	
02/28	Investment Interest	0	555.00	C
02/28	Investment Interest, Oct 2018 ICM INT 10296	0	235.98	C
02/28	Investment Interest, July 2018 ICM INT 8144	0	72.93	C
02/28	Investment Interest	0	261.94	C
02/28	Investment Interest, Sept 2018 ICM INT 9723	0	34.00	C
02/28	Investment Interest	0	948.33	C
02/28	Investment Interest, Aug 2018 ICM INT 8935	0	32.57	C
38109.0 Interest on Investments St Treas			Source Code Total: 2,741.34	
02/28	Investment Interest, Sept 2018 LGIP INT 6542	0	59.81	C
02/28	Investment Interest, Oct 2018 LGIP INT 7166	0	2,681.53	C
90002.0 Interest Pd on Tax Roll Corrections			Source Code Total: (51.81)	
02/01	69264 103-28-56509 2018 Adjustment/Corr Refund	69264	(.07)	D
02/04	69282 402-22-22102 2018 Adjustment/Corr Refund	69282	(1.28)	D
02/06	69304 103-28-20401 2017 Adjustment/Corr Refund	69304	(1.85)	D
02/06	69304 103-28-20401 2017 Adjustment/Corr Refund	69304	(.07)	D
02/08	69340 168-08-14016 2016 Adjustment/Corr Refund	69340	(31.99)	D
02/11	69349 103-56-46802 2017 Adjustment/Corr Refund	69349	(1.86)	D
02/11	69349 103-56-46802 2017 Adjustment/Corr Refund	69349	(1.32)	D
02/11	69349 103-56-46802 2018 Adjustment/Corr Refund	69349	(.51)	D
02/11	69354 103-56-46802 2015 Adjustment/Corr Refund	69354	(4.06)	D
02/11	69354 103-56-46802 2015 Adjustment/Corr Refund	69354	(3.43)	D
02/11	69354 103-56-46802 2016 Adjustment/Corr Refund	69354	(3.01)	D
02/11	69354 103-56-46802 2016 Adjustment/Corr Refund	69354	(2.36)	D
91032.0 Warrants Redeemed			Source Code Total: (3,932.25)	
02/01	Paid Warrants	0	(2,021.00)	D
02/14	Paid Warrants	0	(1,911.25)	D
6060040000 Central Yavapai Fire Dist GF			Ending Balance: 837,197.97	

Warrant Detail

Payee Name	Warrant	Amount	Issue Dt	Status Dt	Voucher
6060040000 Central Yavapai Fire Dist GF			Account Total: 3,932.25		
Fund: 0600			Fund Total: 3,932.25		
Status: PAID			Status Total: 3,932.25		
/	0706001012	2,021.00	01/28/19	02/01/19	
/	0706001014	1,911.25	02/11/19	02/14/19	
		Count	Amount		
Total PAID:		2	3,932.25		



Yavapai County Treasurer

Monthly Statement

Date Range: 2/1/2019 to 2/28/2019

Central Yavapai Fire Dist - Pension & Relief
Fund: 6060140000

CENTRAL YAVAPAI FIRE DISTRICT
Bank Reconciliation Summary
For the Bank Statement ending: 2/28/2019

BANK CONTROL ID: CYFD - GENERAL FUND		DESC: GENERAL FUND	ACCOUNT NO: 1100
Beginning Balance:	02/01/19		\$497,211.89
Deposits and Credits:			\$343,918.33
Checks and Charges:			(\$3,932.25)
Adjustments:			\$0.00
Ending Balance Per Reconciliation:			<u>\$837,197.97</u>
Ending Balance Per Bank Statement:	02/28/19		\$837,197.97
* Outstanding Deposits and Credits:	02/28/19		\$388,639.10
* Outstanding Checks and Charges:	02/28/19		<u>(\$5,945.00)</u>
Ending Book Balance:	02/28/19		<u>\$1,219,892.07</u>

* Outstanding amounts are all outstanding credits and charges dated prior or equal to the Reconciliation date.

CENTRAL YAVAPAI FIRE DISTRICT
BR Checks and Charges Cleared
For the Bank Statement ending: 2/28/19

CYFD		General Fund		General Fund		1100
Date	Document	Description	Module	Company	Amount	
01/28/19	706001012	Burch & Cracchiolo, P.A.	AP	CYFD	\$2,021.00	
02/11/19	706001014	SC Audit & Accounting Solution	AP	CYFD	\$1,911.25	
TOTAL CHECKS AND CHARGES CLEARED:					\$3,932.25	

CENTRAL YAVAPAI FIRE DISTRICT
BR Checks and Charges Outstanding
For the Bank Statement ending: 2/28/19

CYFD		General Fund			General Fund		1100
Date	Document	Description	Module	Company	Amount		
02/25/19	706001015	BLX Group LLC	AP	CYFD	\$1,700.00		
02/25/19	706001016	Burch & Cracchiolo, P.A.	AP	CYFD	\$245.00		
02/25/19	706001017	Henry & Horne, LLP	AP	CYFD	\$4,000.00		
TOTAL CHECKS AND CHARGES OUTSTANDING:					\$5,945.00		

CENTRAL YAVAPAI FIRE DISTRICT
BR Deposits and Credits Cleared
For the Bank Statement ending: 2/28/19

CYFD		General Fund			1100
Date	Document	Description	Module	Company	Amount
02/07/19	5087	Deposit	AR	CYFD	\$2,889.06
02/28/19	Cash w/County	Tax & Interesst Revenue	GL	CYFD	\$341,029.27
TOTAL DEPOSITS AND CREDITS CLEARED:					\$343,918.33

CENTRAL YAVAPAI FIRE DISTRICT
BR Deposits and Credits Outstanding
For the Bank Statement ending: 2/28/19

CYFD		General Fund			1100
Date	Document	Description	Module	Company	Amount
06/30/17	2017 Audit Balances	To record adjustment to agree	GL	CYFD	\$388,639.10
TOTAL DEPOSITS AND CREDITS OUTSTANDING:					\$388,639.10

CENTRAL YAVAPAI FIRE DISTRICT
Bank Reconciliation Register

Document Number	Date	BR Status	Void?	Description	Date Cleared	Amount
-----------------	------	-----------	-------	-------------	--------------	--------

MODULE: CHECKS FROM ACCOUNTS PAYABLE

BANK CONTROL ID: CYFD - GENERAL FUND

706001014	02/11/19	Marked	No	SC Audit & Accounting Solution	03/11/19	\$1,911.25
706001015	02/25/19	Retrieved	No	BLX Group LLC		\$1,700.00
706001016	02/25/19	Retrieved	No	Burch & Cracchiolo, P.A.		\$245.00
706001017	02/25/19	Retrieved	No	Henry & Horne, LLP		\$4,000.00

SUB TOTAL FOR BANK: \$7,856.25

TOTAL FOR MODULE: \$7,856.25

MODULE: DEPOSITS FROM ACCOUNTS RECEIVABLE

BANK CONTROL ID: CYFD - GENERAL FUND

5087	02/07/19	Marked	No	Deposit	03/11/19	\$2,889.06
------	----------	--------	----	---------	----------	------------

SUB TOTAL FOR BANK: \$2,889.06

TOTAL FOR MODULE: \$2,889.06

MODULE: JOURNAL ENTRIES FROM GENERAL LEDGER

BANK CONTROL ID: CYFD - GENERAL FUND

Cash w/County	02/28/19	Marked	No	Tax & Interesst Revenue	03/11/19	\$341,029.27
---------------	----------	--------	----	-------------------------	----------	--------------

SUB TOTAL FOR BANK: \$341,029.27

TOTAL FOR MODULE: \$341,029.27

CENTRAL YAVAPAI FIRE DISTRICT
BR Adjustments Report
For the Bank Statement ending:

Date	Document	Description	GL Account	Offset Amt	Adj. Amt
------	----------	-------------	------------	------------	----------

DOCUMENT:

ADJUSTMENT DOCUMENT " TOTAL:

TOTAL FOR ALL ADJUSTMENTS:

3/11/19
2:22:52 PM

CENTRAL YAVAPAI FIRE DISTRICT
Income Statement
(Original Budget to Actual Comparison)
For the period of 2/1/2019 Through 2/28/2019

	Account	Actual	Current Period Budget	Variance	%	Actual	Year To Date Budget	Variance	%
<u>Revenues</u>									
Real Estate Tax	400000000	\$320,169.26	\$0.00	\$320,169.26	0.0%	\$10,731,160.17	\$16,529,780.00	\$(5,798,619.83)	(35.1)%
Personal Property Tax	410000000	8,620.58	0.00	8,620.58	0.0	237,236.22	0.00	237,236.22	0.0
Fire District Assistance Tax	420000000	7,409.15	0.00	7,409.15	0.0	248,772.06	333,290.00	(84,517.94)	(25.4)
Cell Tower Lease Revenue	477500000	0.00	0.00	0.00	0.0	3,987.19	38,000.00	(34,012.81)	(89.5)
Interest Income-General Fund	490000000	4,830.28	0.00	4,830.28	0.0	5,354.91	0.00	5,354.91	0.0
Communications Contracting Revenue	514041000	2,889.06	0.00	2,889.06	0.0	23,112.48	0.00	23,112.48	0.0
Net Revenues		\$343,918.33	\$0.00	\$343,918.33	0.0 %	\$11,249,623.03	\$16,901,070.00	\$(5,651,446.97)	(33.4)%
<u>Personnel Expenses</u>									
Fire Authority Funding	670010000	\$0.00	\$0.00	\$0.00	0.0%	\$10,561,188.50	\$16,792,070.00	\$6,230,881.50	37.1%
Total Personnel Expenses		\$0.00	\$0.00	\$0.00	0.0 %	\$10,561,188.50	\$16,792,070.00	\$6,230,881.50	37.1 %
<u>Service Expenses</u>									
Audit & Accounting	640010000	\$5,911.25	\$0.00	\$(5,911.25)	0.0%	\$11,090.00	\$3,000.00	\$(8,090.00)	(269.7)%
Other Prof Services/Admin	640510000	1,700.00	0.00	(1,700.00)	0.0	1,700.00	80,000.00	78,300.00	97.9
Legal Services - Routine	641010000	0.00	0.00	0.00	0.0	8,088.00	5,000.00	(3,088.00)	(61.8)
Legal Services - Non-Routine	641010600	245.00	0.00	(245.00)	0.0	26,563.27	0.00	(26,563.27)	0.0
Fire Board Expenses	644110000	0.00	0.00	0.00	0.0	496.67	1,000.00	503.33	50.3
Total Service Expenses		\$7,856.25	\$0.00	\$(7,856.25)	0.0 %	\$47,937.94	\$89,000.00	\$41,062.06	46.1 %
Total Expenses		\$7,856.25		\$(7,856.25)		\$10,609,126.44	\$16,881,070.00	\$6,271,943.56	37.2%
Income (Loss) from Operations		\$336,062.08	\$0.00	\$336,062.08	0.0%	\$640,496.59	\$20,000.00	\$620,496.59	3102.5%
<u>Contingency</u>									
Funded Contingency/Admin	780010000	\$0.00	\$0.00	\$0.00	0.0%	\$0.00	\$(20,000.00)	\$20,000.00	100.0%
Total Contingency		\$0.00	\$0.00	\$0.00	0.0 %	\$0.00	\$(20,000.00)	\$20,000.00	100.0 %
Net Income (Loss)		\$336,062.08	\$0.00	\$336,062.08	0.0%	\$640,496.59	\$0.00	\$640,496.59	0.0%

3/11/19
2:32:04 PM

CENTRAL YAVAPAI FIRE DISTRICT

Balance Sheet

As of 2/28/2019

Account: (1100) Not Defined

Assets		
<u>Current Assets</u>		
Cash with Yavapai County	\$831,252.97	
Total Current Assets		\$831,252.97
Total Assets		\$831,252.97
Total Liabilities and Net Assets		\$0.00

CENTRAL YAVAPAI FIRE DISTRICT
GL Account Ledger - Detail By Period
2/1/2019 through 2/28/2019

Batch	Journal	Entry #	Date	Job	Document	Description	Debits	Credits	Balance
1100.0.0.000			CASH WITH YAVAPAI COUNTY						\$495,190.89
4726	CR	1488695	02/07/19		3322330532	AT&T MOBILITY, LLC -	2,889.06	-	498,079.95
4727	CD	1488697	02/11/19		706001014	SC Audit & Accounting Solution - Cash Disbursement SCAUD1	-	1,911.25	496,168.70
4728	CD	1488699	02/25/19		706001015	BLX Group LLC - Cash Disbursement BLX1	-	1,700.00	494,468.70
4728	CD	1488701	02/25/19		706001016	Burch & Cracchiolo, P.A. - Cash Disbursement BURCH1	-	245.00	494,223.70
4728	CD	1488703	02/25/19		706001017	Henry & Horne, LLP - Cash Disbursement HENHOR	-	4,000.00	490,223.70
4730	A	1488709	02/28/19		Cash w/County	Tax & Interesst Revenue	341,029.27	-	831,252.97
CASH WITH YAVAPAI COUNTY TOTALS:							\$343,918.33	\$7,856.25	\$831,252.97
TOTAL OF LEDGER:							\$343,918.33	\$7,856.25	\$831,252.97

CENTRAL YAVAPAI FIRE DISTRICT
GL Trial Balance Worksheet
For The Period of 2/1/2019 through 2/28/2019

Account	Description	Balances				Adjustments
		Beginning	Debits	Credits	Ending	
1100.0.0.000	Cash with Yavapai County	\$495,190.89	\$343,918.33	\$7,856.25	\$831,252.97	
TOTALS:		<u>\$495,190.89</u>	<u>\$343,918.33</u>	<u>\$7,856.25</u>	<u>\$831,252.97</u>	

CENTRAL YAVAPAI FIRE DISTRICT
BOND DEBT SERVICE ACCOUNT 6-60240-0000
CHECK RECONCILIATION FEBRUARY, 2019

Reconciliation:

Beginning Balance (CYFD):	\$	1,121,381.04
Deposits:	\$	26,206.77
Bank Administration Fees:		
Interest Income:	\$	2,660.04
Bank Principal/Interest Payments	\$	-
Adj by County	\$	-
Ending Balance:	\$	1,150,247.85

Difference Between Balances: \$ -

Bank Statement Balance:

Balance Per Bank: \$ 1,150,247.85

Ending Balance: \$ **1,150,247.85**

Deposits Per Bank Statement:

Deposits:	\$	-
Real Estate Taxes:	\$	25,487.28
Personal Property Taxes:	\$	719.49
Ending Balance:	\$	26,206.77

Reconciliation Approved By:

Scott A Freitag

Scott Freitag, Fire Chief

 Digitally signed by Scott A Freitag
Date: 2019.03.12 11:32:01 -07'00'

Reconciliation Reviewed By:

Dave Tharp

David Tharp, Assistant Chief of Administration

 Digitally signed by Dave Tharp
Date: 2019.03.12 09:46:58 -07'00'

Reconciliation Prepared By:

Debbie S. Spingola

Debbie Spingola, Finance Manager

 Digitally signed by Debbie S. Spingola
Date: 2019.03.11 15:46:01 -07'00'



Yavapai County Treasurer

Monthly Statement

Date Range: 2/1/2019 to 2/28/2019

Central Yavapai Fire Dist BDS
Fund: 6060240000

Real Estate taxes	\$ 25,487.28
UPP Taxes	\$ 719.49
Interest	\$ 2,660.04
	<hr/>
Total	\$ 28,866.81
	<hr/> <hr/>



Yavapai County Treasurer

Monthly Statement

Date Range: 2/1/2019 to 2/28/2019

Account	Period	YTD		
6060240000	Central Yavapai Fire Dist BDS			
Begin Balance:	1,121,381.04	321,401.13		
Income:	28,871.62	962,650.38		
LOC Advance:	.00	.00		
Expense:	(4.81)	(133,803.66)	LOC:	.00
LOC Payments:	.00	.00	Warrants Outstanding:	.00
Cash Balance:	1,150,247.85	1,150,247.85	End:	1,150,247.85



Yavapai County Treasurer

Monthly Statement

Date Range: 2/1/2019 to 2/28/2019

Monthly Statement Summary

Source Code	Description		MTDAmount	YTDAmount
6060240000	Central Yavapai Fire Dist BDS	Beginning Balance:	1,121,381.04	321,401.13
11100.2008	2008 Real Estate Taxes		.00	.47
11100.2009	2009 Real Estate Taxes		.00	.23
11100.2010	2010 Real Estate Taxes		.00	.30
11100.2011	2011 Real Estate Taxes		.00	.70
11100.2012	2012 Real Estate Taxes		.00	1.35
11100.2013	2013 Real Estate Taxes		.00	1.47
11100.2014	2014 Real Estate Taxes		.00	1.36
11100.2015	2015 Real Estate Taxes		(2.72)	(1.91)
11100.2016	2016 Real Estate Taxes		(2.68)	5.39
11100.2017	2017 Real Estate Taxes		524.22	12,986.81
11100.2018	2018 Real Estate Taxes		24,968.46	840,973.64
12100.2005	2005 Personal Property Taxes		.00	1.68
12100.2006	2006 Personal Property Taxes		.00	2.73
12100.2007	2007 Personal Property Taxes		1.24	4.62
12100.2008	2008 Personal Property Taxes		.00	4.71
12100.2009	2009 Personal Property Taxes		.00	8.28
12100.2010	2010 Personal Property Taxes		.00	11.09
12100.2011	2011 Personal Property Taxes		5.21	13.37
12100.2012	2012 Personal Property Taxes		42.83	49.23
12100.2013	2013 Personal Property Taxes		44.52	311.67
12100.2014	2014 Personal Property Taxes		.00	35.10
12100.2015	2015 Personal Property Taxes		5.67	52.57
12100.2016	2016 Personal Property Taxes		(2.53)	112.87
12100.2017	2017 Personal Property Taxes		21.11	384.35
12100.2018	2018 Personal Property Taxes		601.44	18,066.26
37111.0	Miscellaneous		.00	81,725.00
37122.0	Fire District Deposit		.00	3,157.59
38108.0	Interest on Investments ICM		1,728.69	1,728.69
38109.0	Interest on Investments St Treas		936.16	3,010.76
90002.0	Interest Pd on Tax Roll Corrections		(4.81)	(48.66)
92185.0	Paying Agent Fees		.00	(330.00)
92190.0	Bond Interest Payment		.00	(133,425.00)
		Ending Balance:	1,150,247.85	1,150,247.85

Monthly Statement Detail

Date	Notes	Doc #	Amount	C/D
------	-------	-------	--------	-----



Yavapai County Treasurer

Monthly Statement

Date Range: 2/1/2019 to 2/28/2019

6060240000 Central Yavapai Fire Dist BDS			Beginning Balance: 1,121,381.04	
11100.2015 2015 Real Estate Taxes			Source Code Total: (2.72)	
02/11	Tax Distribution	0	(2.72)	C
11100.2016 2016 Real Estate Taxes			Source Code Total: (2.68)	
02/11	Tax Distribution	0	(2.68)	C
11100.2017 2017 Real Estate Taxes			Source Code Total: 524.22	
02/01	Tax Distribution	0	24.45	C
02/01	Tax Distribution	0	1.90	C
02/01	Tax Distribution	0	20.21	C
02/04	Tax Distribution	0	26.80	C
02/05	Tax Distribution	0	26.73	C
02/05	Tax Distribution	0	9.15	C
02/06	Tax Distribution	0	35.18	C
02/06	Tax Distribution	0	(3.18)	C
02/06	Tax Distribution	0	40.79	C
02/07	Tax Distribution	0	31.46	C
02/07	Tax Distribution	0	5.89	C
02/07	Tax Distribution	0	5.93	C
02/08	Tax Distribution	0	64.61	C
02/11	Tax Distribution	0	31.49	C
02/11	Tax Distribution	0	(2.62)	C
02/11	Tax Distribution	0	57.48	C
02/11	Tax Distribution	0	147.95	C
11100.2018 2018 Real Estate Taxes			Source Code Total: 24,968.46	
02/01	Tax Distribution	0	128.13	C
02/01	Tax Distribution	0	27.91	C
02/01	Tax Distribution	0	185.64	C
02/01	Tax Distribution	0	(.23)	C
02/01	Tax Distribution	0	25.30	C
02/04	Tax Distribution	0	129.07	C
02/04	Tax Distribution	0	536.27	C
02/04	Tax Distribution	0	150.68	C
02/04	Tax Distribution	0	(4.02)	C
02/04	Tax Distribution	0	10.73	C
02/04	Tax Distribution	0	89.88	C
02/04	Tax Distribution	0	178.64	C
02/05	Tax Distribution	0	160.33	C
02/05	Tax Distribution	0	22.90	C
02/05	Tax Distribution	0	204.53	C
02/05	Tax Distribution	0	72.59	C
02/05	Tax Distribution	0	220.12	C
02/06	Tax Distribution	0	101.14	C
02/06	Tax Distribution	0	180.43	C



Yavapai County Treasurer

Monthly Statement

Date Range: 2/1/2019 to 2/28/2019

02/06	Tax Distribution	0	175.58	C
02/06	Tax Distribution	0	307.08	C
02/06	Tax Distribution	0	68.43	C
02/07	Tax Distribution	0	210.11	C
02/07	Tax Distribution	0	11.88	C
02/07	Tax Distribution	0	262.21	C
02/07	Tax Distribution	0	128.51	C
02/08	Tax Distribution	0	54.15	C
02/08	Tax Distribution	0	120.55	C
02/08	Tax Distribution	0	149.86	C
02/08	Tax Distribution	0	110.55	C
02/08	Tax Distribution	0	277.26	C
02/11	Tax Distribution	0	147.08	C
02/11	Tax Distribution	0	514.01	C
02/11	Tax Distribution	0	154.65	C
02/11	Tax Distribution	0	(1.30)	C
02/11	Tax Distribution	0	88.21	C
02/11	Tax Distribution	0	146.48	C
02/11	Tax Distribution	0	338.35	C
02/11	Tax Distribution	0	140.81	C
02/11	Tax Distribution	0	150.36	C
02/12	Tax Distribution	0	354.33	C
02/12	Tax Distribution	0	664.16	C
02/12	Tax Distribution	0	195.91	C
02/12	Tax Distribution	0	203.79	C
02/12	Tax Distribution	0	69.33	C
02/13	Tax Distribution	0	251.47	C
02/13	Tax Distribution	0	287.60	C
02/13	Tax Distribution	0	105.16	C
02/13	Tax Distribution	0	144.46	C
02/13	Tax Distribution	0	81.91	C
02/13	Tax Distribution	0	237.85	C
02/14	Tax Distribution	0	309.75	C
02/14	Tax Distribution	0	125.70	C
02/14	Tax Distribution	0	25.38	C
02/14	Tax Distribution	0	931.24	C
02/14	Tax Distribution	0	104.51	C
02/14	Tax Distribution	0	291.65	C
02/15	Tax Distribution	0	597.83	C
02/15	Tax Distribution	0	201.23	C
02/15	Tax Distribution	0	221.87	C
02/15	Tax Distribution	0	181.70	C
02/19	Tax Distribution	0	192.74	C



Yavapai County Treasurer

Monthly Statement

Date Range: 2/1/2019 to 2/28/2019

02/19	Tax Distribution	0	637.58	C
02/19	Tax Distribution	0	438.90	C
02/19	Tax Distribution	0	102.16	C
02/19	Tax Distribution	0	157.62	C
02/19	Tax Distribution	0	342.88	C
02/19	Tax Distribution	0	399.28	C
02/20	Tax Distribution	0	355.23	C
02/20	Tax Distribution	0	311.27	C
02/20	Tax Distribution	0	136.04	C
02/20	Tax Distribution	0	288.33	C
02/20	Tax Distribution	0	172.89	C
02/25	Tax Distribution	0	328.02	C
02/25	Tax Distribution	0	187.60	C
02/25	Tax Distribution	0	103.59	C
02/25	Tax Distribution	0	152.29	C
02/25	Tax Distribution	0	454.68	C
02/25	Tax Distribution	0	57.24	C
02/25	Tax Distribution	0	589.82	C
02/26	Tax Distribution	0	474.38	C
02/26	Tax Distribution	0	237.30	C
02/26	Tax Distribution	0	408.11	C
02/26	Tax Distribution	0	83.36	C
02/26	Tax Distribution	0	233.16	C
02/26	Tax Distribution	0	396.76	C
02/26	Tax Distribution	0	766.56	C
02/26	Tax Distribution	0	157.15	C
02/27	Tax Distribution	0	402.16	C
02/27	Tax Distribution	0	9.89	C
02/27	Tax Distribution	0	149.26	C
02/27	Tax Distribution	0	255.64	C
02/27	Tax Distribution	0	89.08	C
02/27	Tax Distribution	0	476.23	C
02/27	Tax Distribution	0	471.21	C
02/27	Tax Distribution	0	411.23	C
02/28	Tax Distribution	0	652.81	C
02/28	Tax Distribution	0	23.60	C
02/28	Tax Distribution	0	269.68	C
02/28	Tax Distribution	0	400.68	C
02/28	Tax Distribution	0	389.51	C
02/28	Tax Distribution	0	376.66	C
02/28	Tax Distribution	0	502.50	C
02/28	Tax Distribution	0	361.69	C



Yavapai County Treasurer

Monthly Statement

Date Range: 2/1/2019 to 2/28/2019

12100.2007 2007 Personal Property Taxes			Source Code Total: 1.24	
02/27	Tax Distribution	0	1.24	C
12100.2011 2011 Personal Property Taxes			Source Code Total: 5.21	
02/06	Tax Distribution	0	.39	C
02/25	Tax Distribution	0	4.82	C
12100.2012 2012 Personal Property Taxes			Source Code Total: 42.83	
02/01	Tax Distribution	0	42.83	C
12100.2013 2013 Personal Property Taxes			Source Code Total: 44.52	
02/01	Tax Distribution	0	44.52	C
12100.2015 2015 Personal Property Taxes			Source Code Total: 5.67	
02/15	Tax Distribution	0	5.67	C
12100.2016 2016 Personal Property Taxes			Source Code Total: (2.53)	
02/08	Tax Distribution	0	(14.30)	C
02/15	Tax Distribution	0	6.85	C
02/20	Tax Distribution	0	2.08	C
02/26	Tax Distribution	0	1.36	C
02/27	Tax Distribution	0	1.48	C
12100.2017 2017 Personal Property Taxes			Source Code Total: 21.11	
02/01	Tax Distribution	0	1.79	C
02/05	Tax Distribution	0	2.63	C
02/13	Tax Distribution	0	1.33	C
02/20	Tax Distribution	0	.65	C
02/26	Tax Distribution	0	4.13	C
02/27	Tax Distribution	0	7.87	C
02/27	Tax Distribution	0	1.41	C
02/28	Tax Distribution	0	1.30	C
12100.2018 2018 Personal Property Taxes			Source Code Total: 601.44	
02/01	Tax Distribution	0	5.01	C
02/04	Tax Distribution	0	12.20	C
02/04	Tax Distribution	0	5.19	C
02/04	Tax Distribution	0	3.36	C
02/04	Tax Distribution	0	3.39	C
02/05	Tax Distribution	0	8.46	C
02/05	Tax Distribution	0	1.70	C
02/05	Tax Distribution	0	1.24	C
02/06	Tax Distribution	0	4.12	C
02/06	Tax Distribution	0	3.61	C
02/06	Tax Distribution	0	7.24	C
02/07	Tax Distribution	0	.87	C
02/07	Tax Distribution	0	8.80	C
02/08	Tax Distribution	0	11.13	C
02/11	Tax Distribution	0	10.37	C
02/11	Tax Distribution	0	8.42	C



Yavapai County Treasurer

Monthly Statement

Date Range: 2/1/2019 to 2/28/2019

02/11	Tax Distribution	0	14.08	C
02/11	Tax Distribution	0	32.02	C
02/12	Tax Distribution	0	1.55	C
02/12	Tax Distribution	0	11.77	C
02/13	Tax Distribution	0	1.25	C
02/14	Tax Distribution	0	2.67	C
02/19	Tax Distribution	0	2.45	C
02/19	Tax Distribution	0	11.26	C
02/19	Tax Distribution	0	2.86	C
02/19	Tax Distribution	0	186.95	C
02/20	Tax Distribution	0	5.11	C
02/20	Tax Distribution	0	14.81	C
02/25	Tax Distribution	0	5.97	C
02/25	Tax Distribution	0	3.22	C
02/25	Tax Distribution	0	30.20	C
02/26	Tax Distribution	0	7.22	C
02/26	Tax Distribution	0	7.49	C
02/26	Tax Distribution	0	127.35	C
02/27	Tax Distribution	0	2.62	C
02/27	Tax Distribution	0	7.34	C
02/27	Tax Distribution	0	13.43	C
02/28	Tax Distribution	0	1.83	C
02/28	Tax Distribution	0	10.90	C
02/28	Tax Distribution	0	1.98	C
38108.0 Interest on Investments ICM			Source Code Total: 1,728.69	
02/28	Investment Interest, Oct 2018 ICM INT 10300	0	52.67	C
02/28	Investment Interest, July 2018 ICM INT 8211	0	150.68	C
02/28	Investment Interest	0	334.50	C
02/28	Investment Interest, Aug 2018 ICM INT 9001	0	171.03	C
02/28	Investment Interest, Sept 2018 ICM INT 9786	0	191.99	C
02/28	Investment Interest	0	357.04	C
02/28	Investment Interest	0	470.78	C
38109.0 Interest on Investments St Treas			Source Code Total: 936.16	
02/28	Investment Interest, Oct 2018 LGIP INT 7170	0	598.49	C
02/28	Investment Interest, Sept 2018 LGIP INT 6526	0	337.67	C
90002.0 Interest Pd on Tax Roll Corrections			Source Code Total: (4.81)	
02/01	69264 103-28-56509 2018 Adjustment/Corr Refund	69264	(.01)	D
02/04	69282 402-22-22102 2018 Adjustment/Corr Refund	69282	(.10)	D
02/06	69304 103-28-20401 2017 Adjustment/Corr Refund	69304	(.16)	D
02/06	69304 103-28-20401 2017 Adjustment/Corr Refund	69304	(.01)	D
02/08	69340 168-08-14016 2016 Adjustment/Corr Refund	69340	(2.97)	D
02/11	69349 103-56-46802 2017 Adjustment/Corr Refund	69349	(.16)	D
02/11	69349 103-56-46802 2017 Adjustment/Corr Refund	69349	(.11)	D



Yavapai County Treasurer

Monthly Statement

Date Range: 2/1/2019 to 2/28/2019

02/11	69349	103-56-46802 2018 Adjustment/Corr Refund	69349	(.04)	D
02/11	69354	103-56-46802 2015 Adjustment/Corr Refund	69354	(.41)	D
02/11	69354	103-56-46802 2015 Adjustment/Corr Refund	69354	(.34)	D
02/11	69354	103-56-46802 2016 Adjustment/Corr Refund	69354	(.28)	D
02/11	69354	103-56-46802 2016 Adjustment/Corr Refund	69354	(.22)	D

6060240000 Central Yavapai Fire Dist BDS **Ending Balance: 1,150,247.85**

Warrant Detail

Payee Name	Warrant	Amount	Issue Dt	Status Dt	Voucher
	Count	Amount			

Central Yavapai Fire Bond Debt Service
Bank Reconciliation Summary
For the Bank Statement ending: 2/28/2019

BANK CONTROL ID: CYFDA - CASH/BOND BUILDING FUND		DESC: CASH/BOND BUILDING FUND	ACCOUNT NO: 1100
Beginning Balance:	02/01/19		\$1,121,381.04
Deposits and Credits:			\$28,866.81
Checks and Charges:			\$0.00
Adjustments:			\$0.00
Ending Balance Per Reconciliation:			<u>\$1,150,247.85</u>
Ending Balance Per Bank Statement:	02/28/19		\$1,150,247.85
* Outstanding Deposits and Credits:	02/28/19		\$0.00
* Outstanding Checks and Charges:	02/28/19		\$0.00
Ending Book Balance:			<u>\$1,150,247.85</u>

* Outstanding amounts are all outstanding credits and charges dated prior or equal to the Reconciliation date.

Central Yavapai Fire Bond Debt Service

BR Checks and Charges Cleared

For the Bank Statement ending:

Date	Document	Description	Module	Company	Amount
------	----------	-------------	--------	---------	--------

TOTAL CHECKS AND CHARGES CLEARED:

BR Checks and Charges Outstanding

For the Bank Statement ending:

<u>Date</u>	<u>Document</u>	<u>Description</u>	<u>Module</u>	<u>Company</u>	<u>Amount</u>
-------------	-----------------	--------------------	---------------	----------------	---------------

TOTAL CHECKS AND CHARGES OUTSTANDING:

Central Yavapai Fire Bond Debt Service

BR Deposits and Credits Cleared
For the Bank Statement ending: 2/28/19

CYFDA		Cash/Bond Building Fund	Cash/Bond Building Fund		1100
Date	Document	Description	Module	Company	Amount
02/28/19	Cash w/County	Tax & Intestest Revenue	GL	CYFBDS	\$28,866.81
TOTAL DEPOSITS AND CREDITS CLEARED:					\$28,866.81

Central Yavapai Fire Bond Debt Service
BR Deposits and Credits Outstanding
For the Bank Statement ending:

Date	Document	Description	Module	Company	Amount
------	----------	-------------	--------	---------	--------

TOTAL DEPOSITS AND CREDITS OUTSTANDING:

Document Number	Date	BR Status	Void?	Description	Date Cleared	Amount
MODULE: JOURNAL ENTRIES FROM GENERAL LEDGER						
BANK CONTROL ID: CYFDA - CASH/BOND BUILDING FUND						
Cash w/County	02/28/19	Marked	No	Tax & Intestest Revenue	03/11/19	\$28,866.81
SUB TOTAL FOR BANK:						\$28,866.81
TOTAL FOR MODULE:						\$28,866.81

Central Yavapai Fire Bond Debt Service
BR Adjustments Report
For the Bank Statement ending:

Date	Document	Description	GL Account	Offset Amt	Adj. Amt
------	----------	-------------	------------	------------	----------

DOCUMENT:

ADJUSTMENT DOCUMENT " TOTAL:

TOTAL FOR ALL ADJUSTMENTS:

3/11/19
3:33:21 PM

Central Yavapai Fire Bond Debt Service
Income Statement
(Original Budget to Actual Comparison)
For the period of 2/1/2019 Through 2/28/2019

	Account	Actual	Current Period Budget	Variance	%	Actual	Year To Date Budget	Variance	%
<u>General & Administrative Expenses</u>									
Bond Debt Service Interest Expense	610000	\$0.00	\$0.00	\$0.00	0.0%	\$133,425.00	\$0.00	\$(133,425.00)	0.0%
Professional Services	640500	0.00	0.00	0.00	0.0	330.00	0.00	(330.00)	0.0
Total General & Administrative Expenses		\$0.00	\$0.00	\$0.00	0.0 %	\$133,755.00	\$0.00	\$(133,755.00)	0.0 %
Total Expenses						\$133,755.00		\$(133,755.00)	
Income (Loss) from Operations		\$0.00	\$0.00	\$0.00	0.0%	\$(133,755.00)	\$0.00	\$(133,755.00)	0.0%
<u>Other Income (Expense)</u>									
Interest Income - Investment Fund	410000	\$0.00	\$0.00	\$0.00	0.0%	\$0.02	\$0.00	\$0.02	0.0%
Bond Debt Service Tax Revenue	420000	26,206.77	0.00	26,206.77	0.0	873,028.32	0.00	873,028.32	0.0
Bond Proceeds	425000	0.00	0.00	0.00	0.0	84,882.59	0.00	84,882.59	0.0
Bond Debt Service Interest Revenue	430000	2,660.04	0.00	2,660.04	0.0	4,690.79	0.00	4,690.79	0.0
Total Other Income (Expense)		\$28,866.81	\$0.00	\$28,866.81	0.0 %	\$962,601.72	\$0.00	\$962,601.72	0.0 %
Net Income (Loss)		\$28,866.81	\$0.00	\$28,866.81	0.0%	\$828,846.72	\$0.00	\$828,846.72	0.0%

3/11/19
3:33:30 PM

Central Yavapai Fire Bond Debt Service

Balance Sheet

As of 2/28/2019

Assets

Current Assets

Cash / Bond Debt Service	\$1,150,247.85	
Property Tax Receivable	32,311.00	
Deferred Revenue - Prop Tax	(25,498.00)	
Total Current Assets		\$1,157,060.85

Total Assets

\$1,157,060.85

Net Assets

Retained Earnings	\$328,214.13	
Current Year Net Assets	828,846.72	
Total Net Assets		1,157,060.85
Total Liabilities and Net Assets		\$1,157,060.85

Central Yavapai Fire Bond Debt Service

GL Account Ledger - Detail By Period

2/1/2019 through 2/28/2019

Batch	Journal	Entry #	Date	Job	Document	Description	Debits	Credits	Balance
1100.00						CASH / BOND DEBT SERVICE			\$1,121,381.04
176	R	612	02/28/19		Cash w/County	Tax & Intestest Revenue	28,866.81	-	1,150,247.85
						CASH / BOND DEBT SERVICE TOTALS:	\$28,866.81	\$0.00	\$1,150,247.85
						TOTAL OF LEDGER:	\$28,866.81	\$0.00	\$1,150,247.85

Central Yavapai Fire Bond Debt Service
GL Trial Balance Worksheet
For The Period of 2/1/2019 through 2/28/2019

Account	Description	Balances				Adjustments
		Beginning	Debits	Credits	Ending	
1100.00	Cash / Bond Debt Service	\$1,121,381.04	\$28,866.81	\$0.00	\$1,150,247.85	
TOTALS:		<u>\$1,121,381.04</u>	<u>\$28,866.81</u>	<u>\$0.00</u>	<u>\$1,150,247.85</u>	

* Inactive accounts are marked and appear in grey.