

## AGENDA

**Central Arizona Fire and Medical Authority  
Central Arizona Fire and Medical Authority Board of Directors  
CA Regular Meeting  
Monday, September 23, 2019, 5:00 pm - 6:00 pm  
Central Arizona Fire and Medical Authority, Administration,  
8603 E. Eastridge Drive, Prescott Valley, Arizona**

### NOTICE OF MEETING

Pursuant to A.R.S. § 38-431.02, notice is hereby given to the members of the Central Arizona Fire and Medical Authority Board of Directors and the general public that the **Central Arizona Fire and Medical Authority** will hold a meeting open to the public on **Monday, September 23, 2019 at 5:00 p.m.** The meeting will be held at **Central Arizona Fire and Medical Authority, Administration, 8603 E. Eastridge Drive, Prescott Valley, Arizona**. The Board may vote to go into Executive Session on any agenda item, pursuant to A.R.S. §38-431.03(A)(3) for discussion and consultation for legal advice with Authority's Attorney on matters as set forth in the agenda item. The following topics and any variables thereto, will be subject to Board consideration, discussion, approval, or other action. All items are set for possible action.

1. CALL TO ORDER / ROLL CALL OF BOARD MEMBERS

2. PLEDGE OF ALLEGIANCE

3. PRESENTATIONS

A. Prescott Valley Town Council Report

B. Board Members' Reports

i. Prescott Regional Communications (PRCC)

ii. Public Records Requests

iii. Legal Fees

iv. Labor/Management

C. Letters from the Public

D. Monthly Division Reports from the Fire Chief and staff in regard to current activities of the Fire Authority and the status and progress relating thereto. Any item discussed in the Division Reports is subject to discussion and direction by the Board; no action will be taken.

4. CALL TO THE PUBLIC

In accordance with A.R.S. §38-431.01(H) and as a matter of policy, the Central Arizona Fire and Medical Authority Board has decided to allow public comments as time permits. Therefore, those wishing to address the Board regarding an issue within the jurisdiction of this public body may do so in an orderly manner that includes completing a Call to the Public Form and submitting it to staff for the record. If a written statement is being read, please provide a copy to ensure it is entered into the record accurately. Individuals will be limited to speak for three (3) minutes and Call to the Public shall not exceed 30 minutes per meeting.

5. CONSENT AGENDA

All matters listed under consent agenda are considered to be routine by the Central Arizona Fire and Medical Authority Board and will be enacted by one motion. There will be no separate discussion on these items. Any item may be removed by a Board member and will be considered separately for motion, discussion and action.

A. Approve Regular Session Minutes - August 26, 2019

B. Approve General Fund Financial Statements

C. Approve Fire Protection Agreements: Bailey/Loven, Kelly, Marin, Staggs

D. Approve Policy Amendments - Policy 400 Wages and Benefits Economic Action Plan

6. NEW BUSINESS

- A. Discussion Regarding Ambulance Update
- B. Motion, Discussion, and Action Regarding Approval to Upgrade Microsoft Exchange, Office, and Remote Desktop Services Not to Exceed \$67,447.45
- C. Motion, Discussion, and Action Regarding Approval to Purchase SCOTT SCBAs for \$1,248,512.25 from Capital Reserve Fund
- D. Discussion and Possible Direction to Staff Regarding Processing Fire Protection Agreements

7. ADJOURNMENT

Disabled persons needing reasonable accommodations should call 928-772-7711 prior to the scheduled meeting.

**PUBLIC RECORDS REQUESTS**

Date Received	First Name	Last Name	Company Name	Record Type	Incident / Reference #	Status	Delivery Method	Cost	Date Completed	Notes	Staff Hours	Staff Cost
08/21/19	Cristie	Seaton	Jennings Haug & Cunningham	EMS	17-004249	COMPLETE	MAILED	22.00	09/03/19	MS - They are sending in \$2.00 to mail report - They already paid \$20. 9-3-19 \$2.00 received and mailed out report.		
09/05/19	Mark	Yates	Yavapai Co Sheriffs Office	EMS	19-008211	COMPLETE	EMAILED	0.00	09/05/19	MS-Request was urgent - Records were emailed per Tharp		
08/21/19	Kathleen	Frost	Western Technologies	ENVIRONMENTAL RECORD	2019.08.21-Frost	COMPLETE	NO RECORD AVAILABLE	0.00	08/21/19	MS- Rick emailed no records found		
08/21/19	Scot	Journell	Matrix New World/Southwest Groundwater	ENVIRONMENTAL RECORD	2019.08.21-Journell	COMPLETE	NO RECORD AVAILABLE	0.00	08/21/19	MS - Rick emailed no records found		
09/10/19	Carney	Miller	Entech	ENVIRONMENTAL RECORD	2019.09.10-Miller	IN PROGRESS				Hazmat/fuel tanks for 2735 S. Hwy 69, Dewey		
08/21/19	Prescott	Imes	Earth Resources	FIRE	19-007622	COMPLETE	PICKED UP	0.00	08/21/19	MS		
08/27/19	Eric	Hobbs	LexisNexis Claims Solutions	FIRE	2019.08.27-Hobbs	CLOSED	NO RECORD AVAILABLE	0.00	08/27/19	No Records found - Out of our district. MS		
08/22/19	Kary	Exparza-Baker	Mingus Mtn Law Group PLLC	INCIDENT	18-531	COMPLETE	MAILED	22.00	09/03/19	LM	0.75	
08/26/19	Sokhon	Leav	The Claims Center LLC	INCIDENT	2019.08.26-Leav	COMPLETE	NO RECORD AVAILABLE	0.00	08/26/19	No records found for address given. Kylee also tried to find the record. MS		
09/12/19	Ben	Henagar	Self	INCIDENT	19-8366	COMPLETE	PICKED UP	0.00	09/12/19	TF		
09/12/19	Angela	Woody	Self	INCIDENT	18-013541	COMPLETE	PICKED UP	0.00	09/12/19	Waiting for signature		
04/17/19	Chris	Jensen	Jensen Phelan Law Firm	PUBLIC RECORD	2019.04.17-Jensen01	IN PROGRESS				CEY - Financial records of deposits, withdrawals, transfers, loans, loan payments, disbursements, pension plan payments, interest payments or charges, or any other financial actions as to the Capital Reserve Account since 01/01/2014. 5/1/19: letter advising due to large volume of records, please allow 4-6 weeks for records to be ready. One letter addressing all three agencies. 6/4: Letter advising large volume of emails returned, additional time needed for review, etc. Also re-stated records available on website and unable to send records via email due to size. One letter for all three agencies. 6/25 Letter re: additional time due to staffing issues, re-stated some records available on website. One letter for all three agencies.		
04/17/19	Chris	Jensen	Jensen Phelan Law Firm	PUBLIC RECORD	2019.04.17-Jensen02	IN PROGRESS				CHV - Financial records of deposits, withdrawals, transfers, loans, loan payments, disbursements, pension plan payments, interest payments or charges, or any other financial actions as to the Capital Reserve Account since 01/01/2014. 5/1/19: letter advising due to large volume of records, please allow 4-6 weeks for records to be ready. One letter addressing all three agencies. 6/4: Letter advising large volume of emails returned, additional time needed for review, etc. Also re-stated records available on website and unable to send records via email due to size. One letter for all three agencies. 6/25 Letter re: additional time due to staffing issues, re-stated some records available on website. One letter for all three agencies.		
04/17/19	Chris	Jensen	Jensen Phelan Law Firm	PUBLIC RECORD	2019.04.17-Jensen03	IN PROGRESS				CEA - Financial records of deposits, withdrawals, transfers, loans, loan payments, disbursements, pension plan payments, interest payments or charges, or any other financial actions as to the Capital Reserve Account since 01/01/2014. 5/1/19: letter advising due to large volume of records, please allow 4-6 weeks for records to be ready. One letter addressing all three agencies. 6/4: Letter advising large volume of emails returned, additional time needed for review, etc. Also re-stated records available on website and unable to send records via email due to size. One letter for all three agencies. 6/25 Letter re: additional time due to staffing issues, re-stated some records available on website. One letter for all three agencies.		

## **LEGAL FEES**

### **Chino Valley Fire District**

No legal fees.


### **Central Yavapai Fire District**

8/12/19 Burch and Cracchiolo – ACE Lawsuit.....\$1,464.50

### **Central Arizona Fire and Medical**

No legal fees.

**Mingus View  
Presbyterian Church**



Dear Cheryl Freitong

This is just a quick note to  
thank you for the work you  
do to keep the community of  
Piscotah Valley safe from fire  
and also providing medical care  
to all who need it on an emergency  
basis. I don't live in Piscotah  
Valley but attend church here.  
I do live in your self, another  
community which also values  
its firefighters greatly and with  
good reason! Thank you again  
for all you and your people  
do for the community.

Sincerely,

Rev. Peggy Hegmann

**From:** Gordon, Peter A -FS [<mailto:peter.gordon@usda.gov>]  
**Sent:** Wednesday, September 4, 2019 5:54 PM  
**To:** Scott Freitag  
**Cc:** Hulburd, Aaron T -FS; Wallace, Barry A -FS; [r8willia@blm.gov](mailto:r8willia@blm.gov)  
**Subject:** Appreciation - Comm Support, Sheridan Fire

Chief Freitag,

I would like to share my heartfelt appreciation for Dave Legge's availability to us during the Sheridan Fire campaign. Dave's experience and superior customer service was invaluable to the Forest and to the CWZ Type 3 IMT. I'm sure I speak for the IC, Rob Roy Williams in sharing his appreciation as well. We appreciate the commitment that CAFMA made, the commitment that you made in making your staff available to support wildfires, and the commitment Dave made personally to the firefighters on the ground and to the success of the team, which all lead to the success of the Prescott National Forest.

I realize an email is rather impersonal, but it is rather immediate and I didn't want to wait any longer than this evening to pass this on. I also feel strongly that Dave deserves this direct recognition from me to you.

Thanks again, Pete

**PLEASE NOTE NEW EMAIL ADDRESS:** [peter.gordon@usda.gov](mailto:peter.gordon@usda.gov)

***"LEADERSHIP IS ACTION, NOT POSITION" – US MARINE CORPS***



**Pete Gordon, Chief 9  
Fuels, Fire, & Aviation Staff  
Officer**

**Forest Service  
Prescott National Forest**

**p: 928-443-8220**

**[peter.gordon@usda.gov](mailto:peter.gordon@usda.gov)**

2971 Willow Creek Rd, Bldg 4  
Prescott, AZ 86301

[www.fs.fed.us](http://www.fs.fed.us)



**Caring for the land and serving  
people**

# Thanks for All You Do

helping out when you're needed

going the extra mile

always being thoughtful

giving support

showing how much you care



Grateful for  
all you have  
done for me &  
all the others  
No words can  
say how special  
you all are.  
God Bless

you're appreciated more  
than you know!

Thank You  
Kathleen Weiss



## DIVISION REPORTS

REPORTED TO THE  
CENTRAL ARIZONA FIRE AND MEDICAL AUTHORITY  
BOARD OF DIRECTORS

---

### Chief's Report

By Fire Chief Freitag

I would like to start by congratulating CAFMA's own Captain Ben Roche who has been elected as the President of IAFF Local 3066 of which CAFMA's personnel are members. Union Vice President Mike Kontz remains the head of the CAFMA chapter along with the e-board consisting of Captain Doug Niemynski and Captain Jaron Kirk. We already have a great labor/management relationship at CAFMA, and I think Ben's position as president will only serve to strengthen relations internally as well as for our entire region.

We have met with a couple of consulting companies in the recent weeks to discuss our challenges as they relate to the Bureau of EMS and ambulance response. There are obviously differences of opinion as to which way our agency should go, but I can say that the consultants support our current approach i.e. seeking rule changes regarding response standards. While I cannot lay out our entire strategy here, we do seem to be on the right path working with fire service associations from across the state to seek requisite changes.

Apparently, enough noise has been made in the preceding weeks and months that people are starting to take notice. To that end, the Bureau of EMS sent out a survey seeking input on rule changes in Article 9 related to ambulance response standards. The email wasn't completely clear regarding what they were seeking until you clicked on the link. Understanding they wanted feedback and concerned about the lack of clarity in the Bureau's initial email, I used my position with the Arizona Fire Chiefs Association (AFCA) to send an email out statewide clearly articulating what the Bureau was seeking along with the link. The Arizona Fire District Association (AFDA) did the same, sending it out in a weekly update as well as in the Quick Connect. The Professional Fire Fighters of Arizona (PFFA) has it as well. We would not want anyone to miss out or overlook an opportunity to make their voices heard.

At this time, we do not recommend moving forward with a consultant based on the cost. However, there may be a time in the future when you will want a consultant that can look at all of the information and make a recommendation to the Board. This would provide an outside independent third party perspective for you all to consider. For now, we will continue working with our partners from around the state to apply pressure on the Bureau of EMS, EMS Council, and the Governor's office to affect change.

We have taken possession of the donated ambulance from Sun City Fire District. It will no longer be an ambulance, but will be referred to as a rescue. Once it is ready to be placed in service, we will invite Sun City up for a photo opportunity, and we will travel to Sun City to thank them publicly. EMS Captain Niemynski and Operations Chief Polacek are working on strict guidelines as to how the rescue will be utilized. We want to ensure we follow the Statute to ensure compliance while still providing the most appropriate care for our patients. It is possible that we will end up with two more units like this one. I'm currently working with a couple other agencies in the state for a couple of used rigs.



## DIVISION REPORTS

REPORTED TO THE  
CENTRAL ARIZONA FIRE AND MEDICAL AUTHORITY  
BOARD OF DIRECTORS

---

I recently had the opportunity to attend a seminar in Kansas City entitled *Surviving the Fire Service*. Some of the leading researchers from around the country gathered in one place to discuss firefighter cancers, PTSD, cardiac issues, and sleep deprivation. I was able to visit one on one with the deputy director of FDNY's Counseling Center as well as the head of the Firefighter Cancer Support Network and the United States Fire Administrator. We have an open invitation to visit FDNY's center and shadow them for a week to see how they approach mental health, drug/alcohol addiction, etc.

Dr. Sara Jahnke invited me to the seminar. She was the host and is one of the team of researchers. I have reached out to her seeking assistance in developing Assistance to Firefighters Grant related to behavioral health. I don't know what it will look like yet, but I do know that we are having difficulty locating culturally competent counselors and clinicians to work with our folks in this area. Again, I don't know exactly what to ask for so I'm hesitant to lay out a plan until I speak further with Dr. Jahnke. We will include the labor group in anything we do related to this issue moving forward.

Additionally, based on the seminar, I've reached out to Human Resource Manager Patty Brookins to discuss a cancer plan. Unfortunately, as I know all too well from my last agency, it is not a matter of if we have a firefighter diagnosed with cancer; it is a matter of when. I'd like to have something in place in advance of that day that outlines the agency's response e.g. help the firefighter with the next steps which may include counseling for them and their family, assistance with filing workers' compensation documents, locating records of exposure, etc.

I will also be working with the union to get information out on a newer app that tracks firefighter exposures to carcinogens as well as traumatic events that could lead to PTSD. The app is free and allows firefighters to personally track each fire, hazardous materials incident, and/or traumatic event they respond to. We know that every fire scene that a firefighter works on exposes them to most of the known carcinogens. If they can keep track of exposures in their own system, which serves to support our system, they stand a better chance of claims acceptance by the workers' compensation company. Despite the clearly articulated presumptive laws in Arizona, some carriers are still denying claims that are covered under the law. The Arizona Attorney General as well as Governor Ducey have been clear that towns and cities denying cancer claims that are covered under the presumptive law are in violation of the law. The biggest problem seems to be their workers' compensation carriers. Still, firefighters are being denied.



## DIVISION REPORTS

REPORTED TO THE  
CENTRAL ARIZONA FIRE AND MEDICAL AUTHORITY  
BOARD OF DIRECTORS

---

### Administration

#### By Assistant Chief Tharp

We have been moving forward with multiple audits this month. Not only has the Finance Division been working extremely hard in preparation for our Fiscal Year 2019 Field Audit with Henry + Horne – which we just submitted all the prerequisite documents, but we have also been working hard to fulfill the SAFER Grant Desk Audit from FEMA. This audit consists of multiple documents requested to review our accounting and tracking processes in regards to the five firefighters hired under the grant. Additionally, they ask us to complete an extensive worksheet in which we explain our use of the firefighters, the policies they abide by, and the hiring and testing processes for selecting our candidates. We also have to provide multiple documents in how we track revenues from FEMA and payroll expenses. Once they have completed the Desk Audit, they will then have an interview audit of reimbursement requests, the quarterly reports submitted and additional procedural questions. Finally, they may ask to have a site visit to meet the five candidates and review the documents that we have provided. Overall, the process is extensive and is meant to assist with validating the fund use of the Federal SAFER Grant.

We will also participate with a field audit of our human resources (HR) and personnel processes by our insurance carrier, VFIS. This process is to evaluate our documented processes in dealing with harassment, protected classes, and gender discrimination. The audit looks at what is expected in reporting, who is responsible for investigations, what do employees understand about the process – including what will result from processing a complaint, and a review of documented outcomes or investigations. While VFIS represents our P&C insurance – it also has noted a significant increase in liability cases specific to HR. These liability claims are due to mishandling of harassment reports, investigations or disciplinary proceedings. We are looking forward to the field visit that will occur in October as we feel we can always improve and welcome opportunities to review our current standards. We also have noted a significant increase in reported cases of lawsuits and claims relating to HR and the inability of agencies to properly address these issues.

Finally, as reported last month, there are significant testing processes occurring for our organization as we look to address staffing vacancies and build services for the future. We have fulfilled the Fleet Maintenance Services, Technical Services, and Fire Prevention hiring processes. Additionally this month, we have conducted and fulfilled the firefighter, human resources and administrative testing processes which resulted in offerings of employment to some great candidates. Before the end of the year, we will be involved in engineer, captain, battalion chief and assistant chief promotional processes to fulfill existing vacancies and planned retirements. If you see someone new, take a moment and meet the new additions to the CAFMA Family!



## DIVISION REPORTS

REPORTED TO THE  
CENTRAL ARIZONA FIRE AND MEDICAL AUTHORITY  
BOARD OF DIRECTORS

---

### Fire Prevention By Fire Marshal Chase

#### **Construction:**

**Tech reviews attended in Chino Valley:** None

**Initial Plan Reviews attended at Yavapai County:** None

**Initial Plan Reviews attended in Prescott Valley:** None

#### **New Construction/T.I.'s**

- Scrub Bot Car Wash
- Windsong Senior Living
- Talking Glass Apartments
- St Germaine's Catholic Church
- Children's Theater next to Findlay Event Center
- Ocean Blue Car Wash on Glassford Hill Road

#### **General**

Inspector Brett Mills was requested by Yavapai County Sheriff's Office (YCSO) to assist with a vehicle fire investigation that had a death associated with it. Brett went out to the YCSO facility off of Highway 89, near Arizona Downs. He not only provided assistance to the detectives on the scene but provided training on vehicle fire investigations since none of them were trained in this. It provided a great opportunity to provide education and teamwork among the two agencies.

We held a test for the fire inspector apprentice position and are happy to announce that Jessica Hoyt (Erik Trujillo's daughter) started on September 9<sup>th</sup>.

August 6<sup>th</sup> was Prescott Valley's National Night Out and several engine crews, Fire Board members and off duty personnel attended events throughout Prescott Valley.

Our annual Fire Pal meeting took place where we evaluate the program, curriculum, props and teacher evaluation forms. This year's Fire Pal Program starts in September.

There still does not seem to be a slowdown in construction as our office has reviewed many building, sprinkler, kitchen hood and alarm plans.

Several bungalow housing projects are in the works, and it looks like the project on the corner of Glassford Hill Road and Long Look Drive will be the first to break ground. There's no start date for that project yet.





## DIVISION REPORTS

REPORTED TO THE  
CENTRAL ARIZONA FIRE AND MEDICAL AUTHORITY  
BOARD OF DIRECTORS

---

### **Events requested / attended by CAFMA**

8/10 Fundraiser for children in need of service dogs 2019 at Chino Valley Ace - Engine 62 C-Shift attended

8/10 Fundraiser-Habitat for Humanity Cornhole Tournament - CAFMA had two teams play against PVPD and YCSO

8/22 Little Explorers Preschool – Community Service – Engine 53 A-Shift attended

8/29 PV Youth Football & Cheer Assn Golf Ball Drop – Truck 50 A-Shift attended

8/31 Homestead Talking Glass – Pool Safety – Engine 50 A-Shift attended along with the Town of Prescott Valley Parks and Recreations Department

### **MONTHLY SAFETY TIP**

The weather has been hot and dry with very little monsoon moisture. Below are some action items to improve your home's survivability:

- **REMOVE** leaves, pine needles, and other flammable material from the roof, gutters, and on and under the deck to help prevent embers from igniting your home.
- **SCREEN** areas below decks and porches with 1/8" wire mesh to help prevent material from accumulating underneath.
- **COVER** exterior attic and soffit vents with 1/8" wire mesh to help prevent sparks from entering your home.
- **ENCLOSE** eaves to help prevent ember entry.
- **INSPECT** shingles or roof tiles. **REPLACE** missing shingles or tiles. **COVER** ends of tiles with bird stops or cement to help prevent ember penetration during a wildfire.

### **Tips for Landscaping Around Your Home**

- **REMOVE** dead vegetation and other flammable materials, especially within the first 5 feet of the home.
- **KEEP** your lawn hydrated and maintained. If it is brown, cut it down to help reduce fire intensity.
- **PRUNE** tree limbs so the lowest branches are 6 to 10 feet above the ground to help reduce the chance of fire getting into the crowns of the trees.
- **MOVE** construction material, trash, and woodpiles at least 30 feet away from the home and other outbuildings.
- **DISPOSE** of branches, weeds, leaves, pine needles, and grass clippings that you have cut to reduce fuel for fire.
- Increase your wildfire safety. Make simple low-cost changes to your home and landscape starting today.

Visit **[www.firewise.org](http://www.firewise.org)** for more information.



## DIVISION REPORTS

REPORTED TO THE  
CENTRAL ARIZONA FIRE AND MEDICAL AUTHORITY  
BOARD OF DIRECTORS

FIRE PREVENTION MONTHLY ACTIVITY REPORT August 2019	
<b>Public Education</b>	
Public Education - Prevention Staff Only	1
# Attendees	40
Public Education - Fire Pal Program	0
# Attendees	0
<b>Community Risk Management</b>	
Business Inspections	82
Defensible Space Assessments	16
Knox Box Detail	2
Event Consultations & Inspections	1
Fire Hydrant Service	3
Miscellaneous Meetings, FM/AFM Meetings	36
<b>Fire Investigations</b>	
Fire Investigations - Arson	1
Fire Investigations - All Other	3
<b>Construction</b>	
IPRs & Pre-Construction Meetings	7
Sub-Division / Development Plan Review	4
Building Plan Reviews	10
Building Construction Inspections	9
Fire Protection System Plan Reviews	40
Fire Protection System Construction Inspections	24
Revenue - Construction Permit Fees	\$7,099.23
Revenue - Operational/ Special Event Permit Fees	\$708.00



## DIVISION REPORTS

REPORTED TO THE  
CENTRAL ARIZONA FIRE AND MEDICAL AUTHORITY  
BOARD OF DIRECTORS

---

### Operations

**By Assistant Chief Polacek**

The month of September brings us to the start of our Firefighter Academy, State Fire School, Live Fire quarterly training, the Fallen Firefighter Memorial in Colorado Springs, the Healing Fields, 9/11 celebration, Patriot Run, the start of our annual health assessment and physicals, and Engineers' Academy. The four new firefighters and the CARTA training technician have started their nine week academy. Engine companies are rotating through Prescott Regional Communication Center (PRCC) to sit with dispatcher to get a better feel for the dispatching process as well as ask questions and answer any questions that the dispatchers have. We have done this in years past, and it has proven to improve communications and allow us to learn from each other. This also allows us to build the relationships between the dispatchers and the responders.

For the month of September, we limit the off district response to five personnel plus team members, because of all of the other activities going on. We currently have a Type 3 engine off district in California as well as a single resource felling boss.





## DIVISION REPORTS

REPORTED TO THE  
CENTRAL ARIZONA FIRE AND MEDICAL AUTHORITY  
BOARD OF DIRECTORS

---

### **Planning and Logistics**

#### **By Assistant Chief Bliss**

We have just finished another successful year supporting the Healing Fields and a huge thank you is once again due to Erik Trujillo for his participation and commitment of time. We are currently reviewing several of our sources for uniform items and looking at other options. Some of the suppliers that we have used for years have had a serious decline in customer service which has resulted in ridiculous delivery times and billing errors.

Technical Services has begun working with Prescott Valley Police Department (PVPD) on their system under the contract that went into effect July 1<sup>st</sup>. They are making progress with addressing some of the problem areas that PVPD has identified. We also continue to work on upgrading CAFMA systems that are out of date such as TeleStaff and our Microsoft Office Suite. The TeleStaff upgrade went live at the end of August and has experienced a few glitches that were unexpected; although, any upgrade of that type usually contains a few surprises.

We are preparing to start the early stages of the next budget cycle which will include our annual Capital Plan discussions with section chiefs and several of the Logistics Division managers. We will be expanding on the inclusion of Facilities and Technical Services that began last year in order to more appropriately plan for foreseeable capital expenses in those areas.

I would like to finish this month's report by congratulating Jonah Van Tuyl and Eric Crossman for successfully completing their first year with CAFMA. The learning curve has been steep for them, but they are doing an excellent job.



## DIVISION REPORTS

REPORTED TO THE  
CENTRAL ARIZONA FIRE AND MEDICAL AUTHORITY  
BOARD OF DIRECTORS

---

### **Training** **By Training Chief Feddema**

September has been a busy month of training. We started the month with the 46th annual Arizona State Fire School. Approximately 850 students attended the 36 courses that were offered this year. Firefighters from around Arizona and the Southwest came to attend training that ranges from basic firefighting skills for volunteers to leadership training for new fire chiefs. One of the 36 courses offered was developed by Captain Parra several years ago at the request of the Training Committee. Captain Parra was recently brought into the Arizona State Fire Training Committee and coordinated the training in Phoenix this year. Captain Kirk and Firefighter Trask also taught this course at the Phoenix Fire Training Academy.

We hosted the Engineer Academy once again this year. The training sold out very quickly and went very well. Fourteen of the 27 firefighters that attended the training were from CAFMA. As part of the credentialing, we partnered with the following agencies to provide certificates for this academy: Yavapai College, the Arizona Center for Fire Service Excellence (AzCFSE) as well as our insurance agency, VFIS.

Other events on our calendar include:

- Live Fire Quarterly Training
- EMT recertification training
- Yavapai College Firefighter I & II
- Instructor I
- Firefighter Academy
- Monthly HAZMAT Technician and Technical Rescue Technician training
- Central Arizona Extreme Extrication School

I also wanted to highlight that Administrative Assistant Kylee Burch has been helping the Training Division part-time. She spends 20 hours a week supporting the various training activities at CARTA. This support has already proven to be very valuable as she has helped us with the coordination and communication within the Training Division.



# DIVISION REPORTS

REPORTED TO THE  
CENTRAL ARIZONA FIRE AND MEDICAL AUTHORITY  
BOARD OF DIRECTORS

## Response Report

By GIS | Records Management Specialist Freeman

Land Area: 365 sq. miles    Population: ≈100,000    Fire Stations: 10 Full-Staffed

### Responses in District

TOTAL FIRE INCIDENTS	16
STRUCTURE FIRE	0
STRUCTURE FIRE; CONFINED	5
MOBILE HOME/PORTABLE BLDG	0
VEHICLE FIRE	5
BRUSH/GRASS/WILDLAND FIRE	5
OTHER/TRASH FIRE	1

**Fire is 1.34% of call volume**

TOTAL EMS	670
-----------	-----

**EMS is 68.07% of call volume**

OVERPRESSURE	2
HAZMAT	17
SERVICE	255
GOOD INTENT	103
FALSE ALARM/OTHER	49

**Other is 30.59% of call volume**

TOTAL # OF CALLS	1,112
------------------	-------

Residential Fire Loss	\$2,000
Commercial Fire Loss	\$150,000
Vehicle Fire Loss	\$9,500

Calls in Town of Chino Valley	177
Calls in Town of Prescott Valley	588
Calls in Town of Dewey-Humboldt	46
Calls in rest of District	301
Calls out of District	11

Average total # of calls per day	35.87
Average fire calls per day	0.52
Average EMS calls per day	21.61
Average all other calls per day	13.74

Aid Given to Prescott	127
Aid Received from Prescott	83
Mutual Aid Given	1
Mutual Aid Received	0

### Unit Responses

	In District	Total
E50	166	174
E51	27	180
E53	194	197
E54	136	137
E57	42	43
E58	172	175
E59	125	136
E61	107	111
E62	114	116
E63	51	54
T50	9	9
B3	42	50
B6	34	36

### Call Volume at PRCC

	MONTH	YTD
PFD	772	5,979
CAFMA	1,112	8,155
GCFD	16	98
OD	13	62
WKFD	4	27

### Top 5 Call Types

619	EMS
132	Assist Invalid
63	Cancelled en Route
60	Public Service Assistance
28	Vehicle Accident w/Injuries

### Move Ups by Station

50: 45	57: 10
51: 47	61: 8
53: 23	62: 10
54: 0	63: 25
58: 1	
59: 7	<b>TOTAL: 176</b>

## MINUTES

**Central Arizona Fire and Medical Authority  
Central Arizona Fire and Medical Authority Board of Directors  
CA Regular Meeting  
Monday, August 26, 2019, 5:00 pm - 6:00 pm  
Chino Valley Town Hall,  
202 N. State Route 89, Chino Valley, Arizona**

### **In Attendance**

Darlene Packard; Dave Tharp; Jeff Wasowicz; Julie Pettit; Laura Mowrer; Matt Zurcher;  
Nicolas Cornelius; Scott A Freitag; Susanne Dixson

### **Not In Attendance**

Dave Dobbs

## **NOTICE OF MEETING**

Pursuant to A.R.S. § 38-431.02, notice is hereby given to the members of the Central Arizona Fire and Medical Authority Board of Directors and the general public that the **Central Arizona Fire and Medical Authority** will hold a meeting open to the public on **Monday, August 26, 2019 at 5:00 p.m.** The meeting will be held at the **Chino Valley Town Hall, 202 N. State Route 89, Chino Valley, Arizona.** The Board may vote to go into Executive Session on any agenda item, pursuant to A.R.S. §38-431.03(A)(3) for discussion and consultation for legal advice with Authority's Attorney on matters as set forth in the agenda item. The following topics and any variables thereto, will be subject to Board consideration, discussion, approval, or other action. All items are set for possible action.

### **1. CALL TO ORDER / ROLL CALL OF BOARD MEMBERS**

**Chair Pettit called the Central Arizona Fire and Medical Authority Board of Directors' meeting to order on August 26, 2019 at 5:00 p.m.  
Attorney Cornelius attended telephonically.**

### **2. PLEDGE OF ALLEGIANCE**

**Chair Pettit led the Pledge of Allegiance.**

### **3. PRESENTATIONS**

#### **A. Chino Valley Town Council Report**

**Chino Valley Town Manager Cecilia Grittmann updated the Board on Chino Valley activities including that Scooter's Coffee just opened; they are about to break ground for Burger King; and new housing developments are in the works. She also shared that the Territorial Days are planned for this weekend, and they are working on a temporary sign ordinance.**

#### **B. Board Members' Reports**

##### **i. Prescott Regional Communications (PRCC)**

**Director Wasowicz stated that there is a chiefs' meeting next month; otherwise, everything is inline.**

##### **ii. Public Records Requests**

**Director Zurcher stated that there are some ongoing requests.**

##### **iii. Legal Fees**

**Director Zurcher stated the fees are routine.**

##### **iv. Labor / Management**

**Director Dobbs was not present.**

Chief Freitag informed that Board that Labor and Management have been meeting regularly and are creating wage and benefit committee in order to include all members whether union or nonunion.

v. Alarm Summary January - June 2019

**Chief Bliss is on a fire in Alaska.**

Chief Freitag reviewed the Alarm Summary that was provided in the Board packet and explained that the automatic aid agreement with Prescott Fire Department (PFD) is a financial benefit to both organizations. Without the agreement, another station would need to be built, equipped, and staffed to handle the calls.

He mentioned that we do respond to a few snake calls and recommended bee keepers to relocate bees instead of the fire department killing them. Staff will be meeting with Prescott Regional Communications Center (PRCC) and will review how turnout times are calculated as currently the call time is being added. He shared that we are beating the standard.

Chief Freitag explained that we are responding to over 1,000 calls per month and discussed the reliability ratings. Adjustments are being made with move-ups to improve reliability.

Director Pettit confirmed that we responded to 65% of the automatic aid calls into PFD's jurisdiction, and they responded to 35% in our jurisdiction. She mentioned growth in the unincorporated areas and how Prescott Valley's calls were lower in 2019.

Chief Freitag stated that Michael Freeman is doing an excellent job with all the statistics.

Chief Freitag explained that the response times have been better this year which is attributed to Chief Polacek working with the Battalion Chiefs and crews. Chief Polacek is working with the Town of Prescott Valley to determine if Opticom traffic preemptors can be installed in Prescott Valley as they are helping in Chino Valley. Opticom's turn traffic lights red to assist emergency vehicles with a safer response.

C. Letters from the Public

**Chief Freitag thanked the Yavapai Toy Makers for donating their handmade wooden toys for crews to give to children.**

D. Monthly Division Reports from the Fire Chief and staff in regard to current activities of the Fire Authority and the status and progress relating thereto. Any item discussed in the Division Reports is subject to discussion and direction by the Board; no action will be taken.

**Chief Freitag informed the Board that Sun City Fire District donated a 1997 Ford Rescue to CAFMA and Chief Polacek and Captain Niemynski are developing a plan on how it will be utilized.**

Chief Tharp explained that staff is working through the audit preparation process and a couple large public records requests that include thousands of documents. He expressed appreciation for all the behind-the-scenes work accomplished by members of Finance, Human Resources, and Administration.

Chair Pettit also expressed appreciation for all support personnel and read the last paragraph of Chief Tharp's report for the public record.

Chief Freitag shared that the plan review turnaround time is about 1-2 weeks. There was an internal issue with one permit, and it was resolved. Fire Prevention staff interviewed a third-party contractor; however, they did not have the required credentials. Chief Freitag explained that he has asked Yavapai County Contractors Association staff to direct contractors with concerns through the property channels, ie. to the fire inspector, assistant fire marshal, fire marshal, and then to the fire chief if unable to resolve the issue.

4. CALL TO THE PUBLIC

In accordance with A.R.S. §38-431.01(H) and as a matter of policy, the Central Arizona Fire and Medical Authority Board has decided to allow public comments as time permits. Therefore, those wishing to address the Board regarding an issue within the jurisdiction of this public body may do so in an orderly manner that includes completing a Call to the Public Form and submitting it to staff for the record. If a written statement is being read, please provide a copy to ensure it is entered into the record accurately. Individuals will be limited to speak for three (3) minutes and Call to the Public shall not exceed 30 minutes per meeting.

**There were no public comments.**

5. CONSENT AGENDA

All matters listed under consent agenda are considered to be routine by the Central Arizona Fire and Medical Authority Board and will be enacted by one motion. There will be no separate discussion on these items. Any item may be removed by a Board member and will be considered separately for motion, discussion and action.

- A. Approve Regular Session Minutes - July 22, 2019
- B. Approve General Fund Financial Statements
- C. Approve Fire Protection Agreements: Barraza, Good, Justice, Martin, Morton, Owensby, Spellins
- D. Approve Policy Amendments for Policy 221 Full Time Firefighter Preliminary / Probationary Requirements
- E. Approve Addendum to Intergovernmental Agreement for Mutual Aid with Williamson Valley Fire District

**Motion to approve consent agenda as printed.**

Move: Darlene Packard Second: Matt Zurcher Status: Passed

Yes: Darlene Packard, Julie Pettit, Jeff Wasowicz, Matt Zurcher

6. NEW BUSINESS

- A. Motion, Discussion and Action Regarding Approval to Expend Budgeted Funds for the Purchase of Three Vehicles for Operations Use not to Exceed \$257,918.00

**Chief Freitag explained that these are budgeted funds for replacement vehicles; however, the amounts are above his approval level.**

**Fleet Services Manager Scaife explained the savings with purchasing different models and how the vehicles would be used for the battalion chiefs, on and off district wildland fire fighting, and as a command vehicle. The vehicles are 2019 or 2020 models and are being purchased under the State contract.**

**Motion to approve expending budgeted funds for the purchase of three vehicles for Operations use not to exceed \$257,918.00.**

Move: Matt Zurcher Second: Jeff Wasowicz Status: Passed

Yes: Darlene Packard, Julie Pettit, Jeff Wasowicz, Matt Zurcher

- B. Discussion Regarding Ambulance Update

**Chief Freitag informed the Board that there has been some changes in the approach to the ambulance issues. He explained that the problem is the State of Arizona's certificate of necessity (CON) process that was constructed 30-40 years ago and has never been updated even after the Auditor General's 1999 report stating the standards were antiquated and needed to be updated.**

**Chief Freitag asked the public if a 75 minute response is acceptable in a populated area. The current CON states that the ambulance is required to respond within 75 minutes 100% of the time. He mentioned that there have been 30 to 40 minute responses and the have had some untoward outcomes as a result. The State won't do anything, because these response times fall within the CON requirements. Chief Freitag suggested that population density be determined and then apply the appropriate response times accordingly; however, the State believes this is a difficult task. It's the State's responsibility to provide real response standards. He explained that**

Williams is carved out, and they have better response time requirements than the Prescott basin. Chief Freitag suggested applying pressure on the State to provide real response standards. He stated that our data does not match AMR's data and the State has an obligation to complete an audit.

Chief Freitag explained the intent is to utilize the donated rescue unit from Sun City when AMR indicates a 30 minute response or goes into Code Red indicating they have no ambulances available. There is no additional cost to the Agency as equipment from the engine and on-duty personnel would be used. DHS is okay with us transporting as long as we do not charge the customer. Other agencies throughout Arizona are also utilizing these options including those that have contracts with AMR.

Chief Freitag shared that there are meetings scheduled including some of the Board members to develop a plan. He has encouraged members of the Prescott Valley Development Foundation to contact local legislative officials to let them know that they are not okay with the current CON and response times. If the state still refuses to do anything, the community will have to tell us what they want.

Director Wasowicz voiced his concerns regarding the unacceptable 30 minute response and asked for a coordinated effort listing possible solutions for change. He stated that if the County Board of Supervisors and the town counsels were on the same page things would progress.

Chair Pettit voiced her frustration with the lack of action taken by community representatives that had attended a quad city meeting with DHS. She explained that meeting went well and a regional plan was developed; however, there was no follow through. She agrees that the public needs to be educated and also voiced concern with the affects on the budget when engines must respond to calls outside their normal area due to the closer engine waiting for an ambulance to respond.

Chief Freitag stated that he is working with members at the State level to improve the CON process. He explained the current process that could require a potential ambulance company to expend over \$1 mil submitting a CON request to the courts and then to the DHS director to determine if there is a need for a new CON.

## 7. ADJOURNMENT

Motion to adjourn at 5:47 p.m.

Move: Matt Zurcher Second: Darlene Packard Status: Passed  
Yes: Darlene Packard, Julie Pettit, Jeff Wasowicz, Matt Zurcher

---

Clerk / Date

The Central Arizona Fire and Medical Authority Board of Directors have reviewed and approved the following financial documents to include Income Statements, Balance Sheets, and Bank Reconciliations with supporting documents, Revenue and Expenditure Graphs, and Cash Flow Projections in compliance with A.R.S. § 48-805, 807.

CAFMA General Fund

_____ Fire Board Chairperson	_____ Date
---------------------------------	---------------

_____ Fire Board Clerk	_____ Date
---------------------------	---------------



**CENTRAL ARIZONA FIRE AND MEDICAL AUTHORITY**  
**CHECK RECONCILIATION AUGUST, 2019**

**Reconciliation:**

Beginning Balance:	\$	3,256,221.58
Deposits:	\$	380,792.29
Transfers:	\$	-
Payroll direct deposit-PD 1-1-19	\$	-
Disbursements:	\$	(1,654,646.55)
Social security adj		
PSPRS drop payouts		
Transfer from CVFD & CYFD	\$	-
<b>Ending Balance:</b>	<b>\$</b>	<b>1,982,367.32</b>

Difference Between Balances: \$ -

**Deposits Per Bank Statement:**

Transfer to Capital Reserve:		
Fire District Deposits:	\$	367,565.40
Interest Income:	\$	13,226.89
Transfer In From CVFD:	\$	-
Transfer In From CYFD:	\$	-
Trasnfer Out	\$	-
Transfer in from Capital Reserve:		
Outstanding Deposits:	\$	-
Scocial security adj		
Interest error	\$	-
<b>Ending Balance:</b>	<b>\$</b>	<b>380,792.29</b>

**Bank Statement Balance:**

Balance Per Bank:	\$	2,020,975.43
Outstanding Checks:	\$	(38,608.11)
Outstanding Deposits:	\$	-
Voided Checks From Prior Months:	\$	-
Payroll Deposit Direct Deposit-PD 1-1-19	\$	-
Social security adj		
PSPRS drop payouts		

**Ending Balance: \$ 1,982,367.32**

G/L Ending Balance: \$ 1,982,367.32

\$ -  
**\$ 1,982,367.32**


**Bank Reconciliation Register:**

Checks From Accounts Payable:	\$	1,654,646.55
Total Checks:	<b>\$</b>	<b>1,654,646.55</b>
Deposits From Accounts Receivable:	\$	367,565.40
Journal Entries From General Ledger:	\$	13,226.89
PSPRS drop payouts		
Outstanding Deposit:		
<b>Ending Balance:</b>	<b>\$</b>	<b>380,792.29</b>

Reconciliation Approved By:

**Scott A Freitag**

*Scott Freitag, Fire Chief*

 Digitally signed by Scott A Freitag  
Date: 2019.09.16 10:55:15 -07'00'

Reconciliation Reviewed By:

**Dave Tharp**

*David Tharp, Assistant Chief of Administration*

 Digitally signed by Dave Tharp  
Date: 2019.09.12 13:26:59 -07'00'

Reconciliation Prepared By:

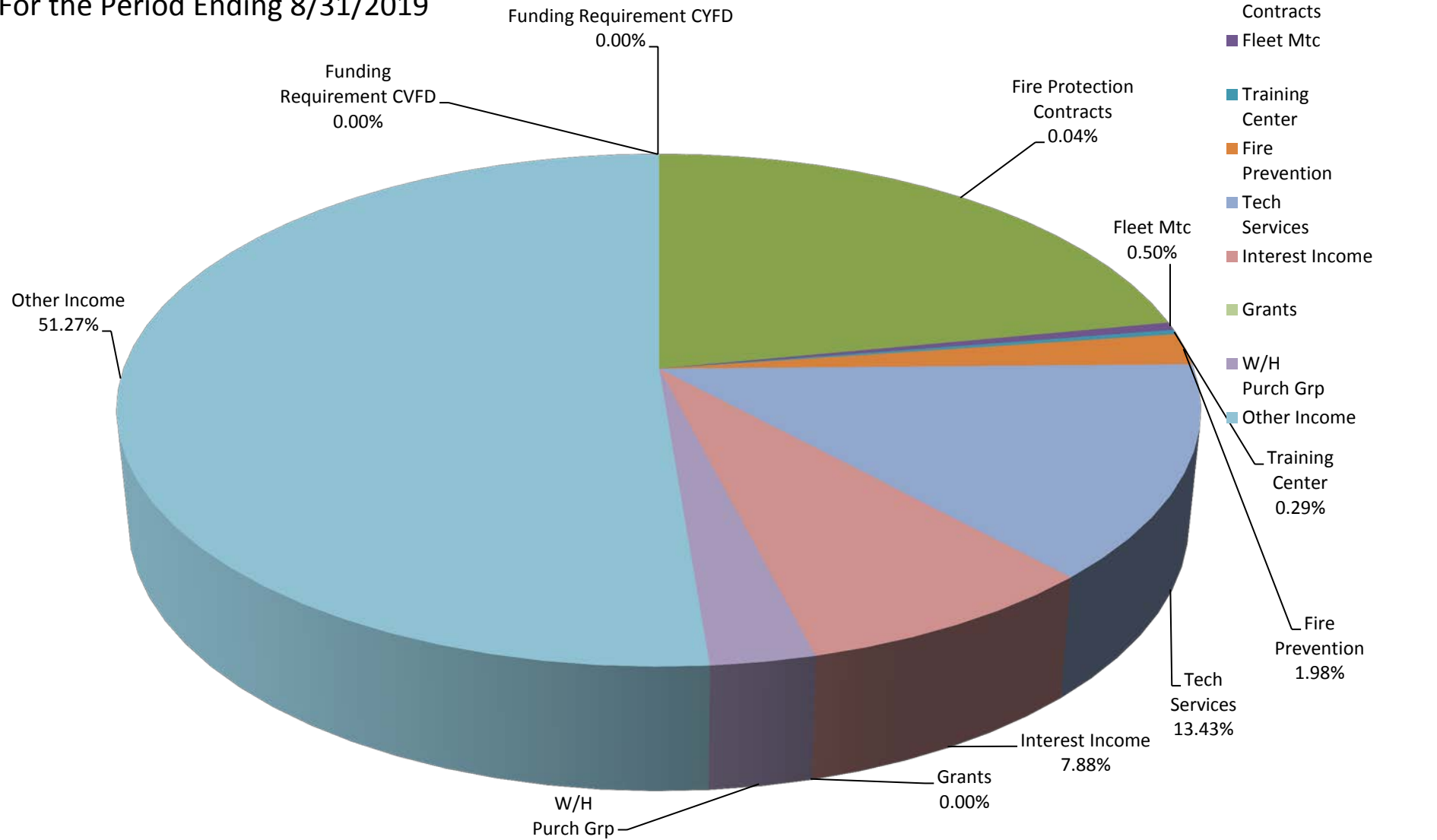
**Debbie S. Spingola**

*Debbie Spingola, Finance Manager*

 Digitally signed by Debbie S. Spingola  
Date: 2019.09.12 11:10:46 -07'00'

[illegible]

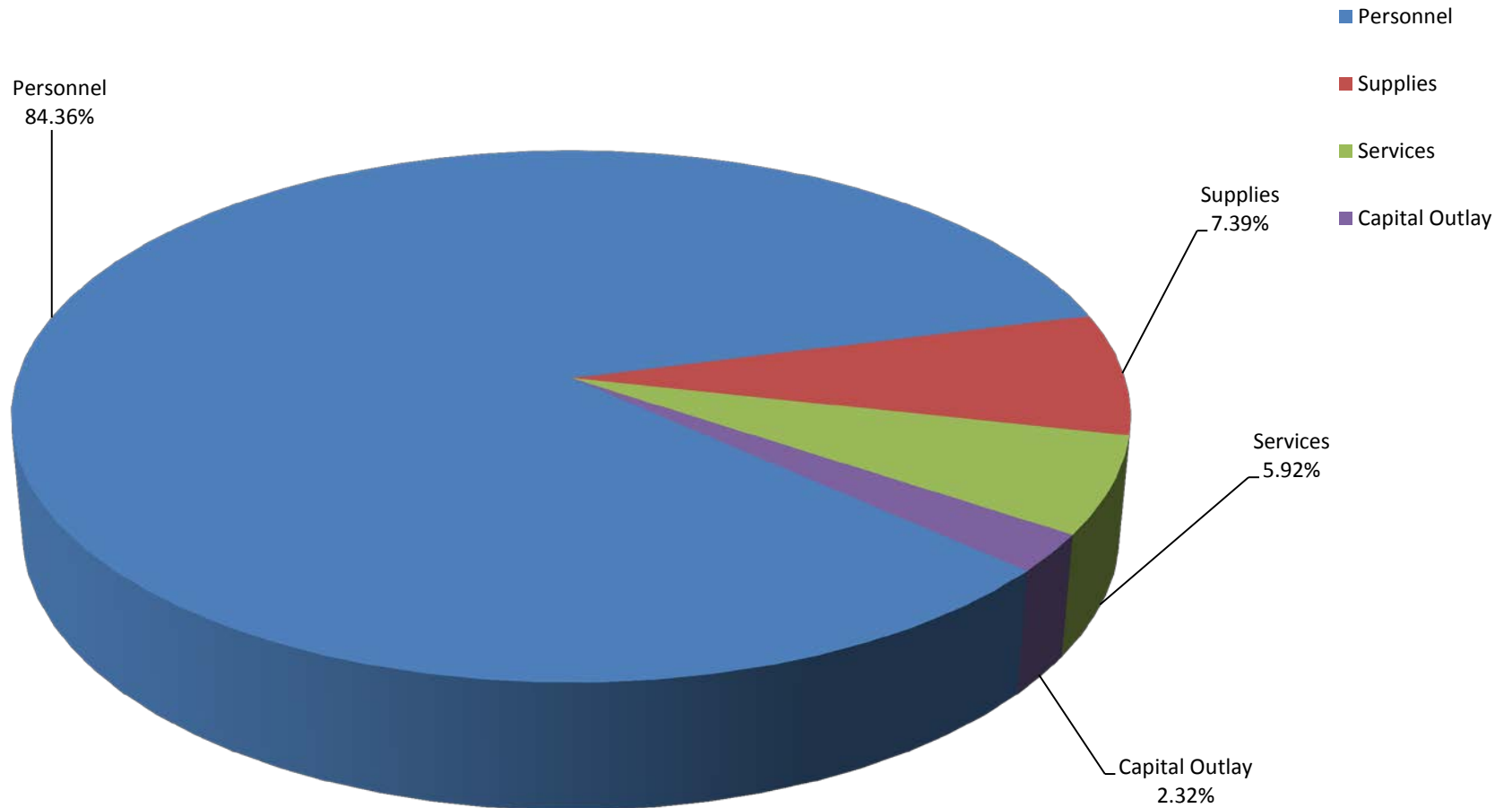
CAFMA  
FY 2019 - 2020  
General Fund Revenue  
For the Period Ending 8/31/2019



**CENTRAL ARIZONA FIRE AND MEDICAL AUTHORITY****REVENUE**

	Current Month Revenue	YTD Budget	
Funding Requirement			
CYFD	\$ -	\$ 18,334,210	0.00
Funding			
Requirement CVFD	\$ -	\$ 4,547,989	0.00
Fire Protection			
Contracts	\$ 86,647	\$ 150,000	21.95
Fleet Mtc	\$ 1,980	\$ 40,000	0.50
Training			
Center	\$ 1,150	\$ 41,000	0.29
Fire			
Prevention	\$ 7,807	\$ 81,730	1.98
Tech			
Services	\$ 53,000	\$ 188,000	13.43
Interest Income	\$ 31,115	\$ 30,000	7.88
Grants	\$ -	\$ 330,934	0.00
W/H			
Purch Grp	\$ 10,654	\$ 210,000	2.70
Other Income	\$ 202,330	\$ 1,333,782	51.26
	\$ 394,684	\$ 25,287,645	99.98

CAFMA  
FY 2019 - 2020  
General Fund Expenditures  
For the Period Ending 8/31/19



**CENTRAL ARIZONA FIRE AND MEDICAL AUTHORITY****EXPENSES**

	Current Month Actual	YTD Budget	
Personnel	\$ 1,407,598	\$ 19,665,156	84.36
Supplies	\$ 123,317	\$ 1,967,061	7.39
Services	\$ 98,815	\$ 1,768,193	5.92
Capital Outlay	\$ 38,764	\$ 1,781,382	2.32
	\$ 1,668,494	\$ 25,181,792	100



# Yavapai County Treasurer

## Monthly Statement

Date Range: 8/1/2019 to 8/31/2019

CAFMA - General Fund  
Fund: 6067340500

Interest	\$ 13,226.89
Fire Dist Deposit	\$ 367,565.40
	<hr/>
	\$ 380,792.29
	<hr/>
	<hr/>



# Yavapai County Treasurer

## Monthly Statement

Date Range: 8/1/2019 to 8/31/2019

Account	Period	YTD		
<b>6067340500</b>	<b>CAFMA-General Fund</b>			
Begin Balance:	3,484,210.57	5,675,792.92		
Income:	380,792.29	902,601.42		
LOC Advance:	.00	.00		
Expense:	(1,844,027.43)	(4,557,418.91)	LOC:	.00
LOC Payments:	.00	.00	Warrants Outstanding:	(7,373.58)
Cash Balance:	2,020,975.43	2,020,975.43	End:	2,013,601.85

### Monthly Statement Summary

Source Code	Description	MTDAmount	YTDAmount
<b>6067340500 CAFMA-General Fund</b>	<b>Beginning Balance:</b>	3,484,210.57	5,675,792.92
37122.0	Fire District Deposit	367,565.40	551,987.86
38108.0	Interest on Investments ICM	7,778.15	7,778.15
38109.0	Interest on Investments St Treas	5,448.74	14,588.03
7376.0	Transfer in	.00	328,247.38
91032.0	Warrants Redeemed	(1,844,027.43)	(4,557,418.91)
	<b>Ending Balance:</b>	<b>2,020,975.43</b>	<b>2,020,975.43</b>

### Monthly Statement Detail

Date	Notes	Doc #	Amount	C/D
<b>6067340500 CAFMA-General Fund</b>			<b>Beginning Balance: 3,484,210.57</b>	
37122.0	Fire District Deposit		Source Code Total: 367,565.40	
08/08	DEPOSIT	0	208,758.44	C
08/08	DEPOSIT	0	7,053.76	C
08/08	DEPOSIT	0	10,680.97	C
08/08	DEPOSIT	0	7,086.44	C
08/15	DEPOSIT	0	99,599.55	C
08/15	DEPOSIT	0	8,571.06	C
08/22	DEPOSIT	0	3,361.15	C
08/22	DEPOSIT	0	9,493.71	C
08/29	Central Arizona Fire and Medical Authority	0	12,960.32	C
38108.0	Interest on Investments ICM		Source Code Total: 7,778.15	
08/28	Investment Interest	0	1,454.49	C
08/28	Investment Interest	0	745.76	C
08/28	Investment Interest	0	1,452.51	C
08/28	Investment Interest	0	945.42	C
08/28	Investment Interest	0	2,061.19	C
08/28	Investment Interest	0	1,118.78	C
38109.0	Interest on Investments St Treas		Source Code Total: 5,448.74	
08/29	Investment Interest	0	5,448.74	C
91032.0	Warrants Redeemed		Source Code Total: (1,844,027.43)	
08/01	Paid Warrants	0	(67,519.45)	D





# Yavapai County Treasurer

## Monthly Statement

Date Range: 8/1/2019 to 8/31/2019

08/02	Paid Warrants	0	(73,014.64)	D
08/05	Paid Warrants	0	(67,082.30)	D
08/06	Paid Warrants	0	(4,179.37)	D
08/07	Paid Warrants	0	(1,023.76)	D
08/08	Paid Warrants	0	(101.15)	D
08/09	Paid Warrants	0	(220.00)	D
08/12	Paid Warrants	0	(4,408.92)	D
08/13	Paid Warrants	0	(651,763.37)	D
08/14	Paid Warrants	0	(9,387.64)	D
08/15	Paid Warrants	0	(6,405.96)	D
08/16	Paid Warrants	0	(51,461.96)	D
08/19	Paid Warrants	0	(16,210.13)	D
08/20	Paid Warrants	0	(23,759.93)	D
08/22	Paid Warrants	0	(1,704.23)	D
08/23	Paid Warrants	0	(1,738.20)	D
08/26	Paid Warrants	0	(1,435.00)	D
08/27	Paid Warrants	0	(790,874.07)	D
08/28	Paid Warrants	0	(12,325.07)	D
08/29	Paid Warrants	0	(3,413.97)	D
08/30	Paid Warrants	0	(55,998.31)	D

6067340500 CAFMA-General Fund **Ending Balance: 2,020,975.43**

### Warrant Detail

Payee Name	Warrant	Amount	Issue Dt	Status Dt	Voucher
<b>6067340500 CAFMA-General Fund</b>		Account Total: 1,851,401.01			
Fund: 5673		Fund Total: 1,851,401.01			
Status: OUTS		Status Total: 7,373.58			
/	0756737641	494.33	08/26/19	09/03/19	
/	0756737658	95.00	08/26/19	09/03/19	
/	0756737690	209.47	08/26/19	09/03/19	
/	0756737691	674.10	08/26/19	09/03/19	
/	0756737694	295.00	08/26/19	09/03/19	
/	0756737701	228.96	08/26/19	09/03/19	
/	0756737715	159.53	08/26/19	09/03/19	
/	0756737733	4,458.38	08/26/19	09/03/19	
/	0756737734	758.81	08/26/19	09/03/19	
Status: PAID		Status Total: 1,844,027.43			
/	0756737443	3,300.00	07/15/19	08/02/19	
/	0756737445	2,250.00	07/15/19	08/14/19	
/	0756737484	4,408.92	07/29/19	08/12/19	
/	0756737485	3,000.00	07/29/19	08/06/19	



# Yavapai County Treasurer

## Monthly Statement

Date Range: 8/1/2019 to 8/31/2019

/	0756737486	2,680.00	07/29/19	08/01/19	
/	0756737487	1,030.54	07/29/19	08/02/19	
/	0756737488	500.00	07/29/19	08/01/19	
/	0756737490	9,971.99	07/29/19	08/01/19	
/	0756737492	5.00	07/29/19	08/13/19	
/	0756737493	26.15	07/29/19	08/08/19	
/	0756737494	80.00	07/29/19	08/05/19	
/	0756737495	406.09	07/29/19	08/01/19	
/	0756737496	417.73	07/29/19	08/01/19	
/	0756737497	6,546.41	07/29/19	08/05/19	
/	0756737500	220.00	07/29/19	08/09/19	
/	0756737501	232.20	07/29/19	08/05/19	
/	0756737502	46.06	07/29/19	08/02/19	
/	0756737504	191.70	07/29/19	08/05/19	
/	0756737505	1,136.64	07/29/19	08/02/19	
/	0756737506	24.67	07/29/19	08/02/19	
/	0756737520	51,032.62	07/29/19	08/02/19	
/	0756737521	472.99	07/29/19	08/01/19	
/	0756737522	222.30	07/29/19	08/20/19	
/	0756737523	9,260.00	07/29/19	08/01/19	
/	0756737524	32,273.19	07/29/19	08/01/19	
/	0756737525	6,572.63	07/29/19	08/02/19	
/	0756737526	295.00	07/29/19	08/05/19	
/	0756737527	18.80	07/29/19	08/05/19	
/	0756737528	4,780.48	07/29/19	08/01/19	
/	0756737529	228.96	07/29/19	08/06/19	
/	0756737530	639.47	07/29/19	08/06/19	
/	0756737531	265.56	07/29/19	08/05/19	
/	0756737532	169.23	07/29/19	08/02/19	
/	0756737533	75.00	07/29/19	08/08/19	
/	0756737534	80.95	07/29/19	08/15/19	
/	0756737535	1,170.00	07/29/19	08/19/19	
/	0756737536	3,845.62	07/29/19	08/05/19	
/	0756737537	1,805.71	07/29/19	08/02/19	
/	0756737538	1,575.00	07/29/19	08/02/19	
/	0756737539	420.00	07/29/19	08/01/19	
/	0756737541	4,463.95	07/29/19	08/02/19	
/	0756737543	40,551.26	07/29/19	08/05/19	
/	0756737544	4,371.44	07/29/19	08/01/19	
/	0756737545	1,023.76	07/29/19	08/07/19	



# Yavapai County Treasurer

## Monthly Statement

Date Range: 8/1/2019 to 8/31/2019

/	0756737547	310.94	07/29/19	08/06/19	
/	0756737548	823.82	07/29/19	08/02/19	
/	0756737549	1,273.83	07/29/19	08/01/19	
/	0756737550	128.71	07/29/19	08/01/19	
/	0756737551	213.00	07/29/19	08/01/19	
/	0756737552	957.27	07/29/19	08/02/19	
/	0756737553	130.32	07/29/19	08/05/19	
/	0756737554	14,166.62	07/29/19	08/05/19	
/	0756737555	758.81	07/29/19	08/05/19	
/	0756737556	76.50	07/29/19	08/02/19	
/	0756737557	350.00	07/29/19	08/01/19	
/	0756737558	310.00	08/12/19	08/20/19	
/	0756737559	128.65	08/12/19	08/19/19	
/	0756737560	2,579.10	08/12/19	08/19/19	
/	0756737561	379.59	08/12/19	08/19/19	
/	0756737562	6,633.82	08/12/19	08/19/19	
/	0756737564	272.84	08/12/19	08/14/19	
/	0756737565	4,062.38	08/12/19	08/13/19	
/	0756737566	5,018.00	08/12/19	08/14/19	
/	0756737568	5.00	08/12/19	08/26/19	
/	0756737570	1,246.00	08/12/19	08/16/19	
/	0756737571	200.00	08/12/19	08/15/19	
/	0756737572	1,970.93	08/12/19	08/15/19	
/	0756737573	350.00	08/12/19	08/16/19	
/	0756737574	12,413.26	08/12/19	08/16/19	
/	0756737578	8.50	08/12/19	08/16/19	
/	0756737579	112.36	08/12/19	08/16/19	
/	0756737580	244.61	08/12/19	08/16/19	
/	0756737581	703.14	08/12/19	08/20/19	
/	0756737583	321.59	08/12/19	08/13/19	
/	0756737584	647,374.40	08/12/19	08/13/19	
/	0756737586	652.05	08/12/19	08/16/19	
/	0756737587	500.00	08/12/19	08/19/19	
/	0756737588	1,875.00	08/12/19	08/15/19	
/	0756737589	6,507.36	08/12/19	08/16/19	
/	0756737590	663.23	08/12/19	08/22/19	
/	0756737591	118.05	08/12/19	08/20/19	
/	0756737592	295.00	08/12/19	08/23/19	
/	0756737593	1,183.20	08/12/19	08/23/19	
/	0756737594	6,050.00	08/12/19	08/16/19	



# Yavapai County Treasurer

## Monthly Statement

Date Range: 8/1/2019 to 8/31/2019

/	0756737595	1,569.00	08/12/19	08/16/19	
/	0756737596	180.47	08/12/19	08/15/19	
/	0756737597	239.12	08/12/19	08/16/19	
/	0756737598	285.00	08/12/19	08/16/19	
/	0756737599	362.76	08/12/19	08/19/19	
/	0756737600	60.00	08/12/19	08/22/19	
/	0756737601	260.00	08/12/19	08/23/19	
/	0756737602	1,430.00	08/12/19	08/26/19	
/	0756737603	560.00	08/12/19	08/15/19	
/	0756737604	645.79	08/12/19	08/16/19	
/	0756737606	14,895.31	08/12/19	08/16/19	
/	0756737607	3,338.01	08/12/19	08/16/19	
/	0756737612	1,990.00	08/12/19	08/19/19	
/	0756737613	745.00	08/12/19	08/20/19	
/	0756737614	1,500.00	08/12/19	08/16/19	
/	0756737615	92.17	08/12/19	08/20/19	
/	0756737616	28.34	08/12/19	08/16/19	
/	0756737617	284.03	08/12/19	08/20/19	
/	0756737619	201.00	08/12/19	08/22/19	
/	0756737620	964.16	08/12/19	08/19/19	
/	0756737621	519.13	08/12/19	08/16/19	
/	0756737622	149.54	08/12/19	08/15/19	
/	0756737623	299.02	08/12/19	08/16/19	
/	0756737624	280.00	08/12/19	08/15/19	
/	0756737625	67.58	08/12/19	08/16/19	
/	0756737626	546.59	08/12/19	08/20/19	
/	0756737627	7.09	08/12/19	08/27/19	
/	0756737628	657.43	08/12/19	08/20/19	
/	0756737629	193.06	08/12/19	08/16/19	
/	0756737630	20,081.22	08/12/19	08/20/19	
/	0756737631	1,846.80	08/12/19	08/14/19	
/	0756737632	460.19	08/12/19	08/15/19	
/	0756737633	436.40	08/12/19	08/19/19	
/	0756737634	780.00	08/12/19	08/22/19	
/	0756737635	377.69	08/12/19	08/15/19	
/	0756737636	271.19	08/12/19	08/15/19	
/	0756737637	8.46	08/12/19	08/16/19	
/	0756737638	1,065.65	08/12/19	08/19/19	
/	0756737639	290.00	08/12/19	08/16/19	
/	0756737642	4.08	08/26/19	08/30/19	



# Yavapai County Treasurer

## Monthly Statement

Date Range: 8/1/2019 to 8/31/2019

/	0756737643	3,490.00	08/26/19	08/30/19	
/	0756737644	6,000.00	08/26/19	08/27/19	
/	0756737645	9,725.51	08/26/19	08/28/19	
/	0756737650	889.98	08/26/19	08/29/19	
/	0756737651	417.73	08/26/19	08/29/19	
/	0756737657	272.16	08/26/19	08/29/19	
/	0756737659	936.81	08/26/19	08/30/19	
/	0756737660	149.70	08/26/19	08/30/19	
/	0756737663	637.83	08/26/19	08/30/19	
/	0756737664	29.19	08/26/19	08/30/19	
/	0756737665	1,291.32	08/26/19	08/27/19	
/	0756737666	1,047.88	08/26/19	08/27/19	
/	0756737667	740,058.85	08/26/19	08/27/19	
/	0756737669	42,468.93	08/26/19	08/27/19	
/	0756737687	171.99	08/26/19	08/30/19	
/	0756737688	41,488.36	08/26/19	08/30/19	
/	0756737689	491.93	08/26/19	08/29/19	
/	0756737695	131.27	08/26/19	08/29/19	
/	0756737696	403.75	08/26/19	08/30/19	
/	0756737697	4,340.00	08/26/19	08/30/19	
/	0756737698	226.72	08/26/19	08/30/19	
/	0756737699	150.00	08/26/19	08/30/19	
/	0756737700	713.48	08/26/19	08/28/19	
/	0756737702	184.86	08/26/19	08/30/19	
/	0756737703	90.42	08/26/19	08/30/19	
/	0756737706	217.76	08/26/19	08/30/19	
/	0756737707	158.59	08/26/19	08/29/19	
/	0756737708	33.30	08/26/19	08/30/19	
/	0756737712	633.39	08/26/19	08/30/19	
/	0756737714	81.47	08/26/19	08/30/19	
/	0756737717	875.00	08/26/19	08/28/19	
/	0756737720	546.56	08/26/19	08/29/19	
/	0756737725	378.85	08/26/19	08/29/19	
/	0756737726	480.73	08/26/19	08/30/19	
/	0756737727	820.22	08/26/19	08/30/19	
/	0756737728	953.73	08/26/19	08/30/19	
/	0756737729	1,011.08	08/26/19	08/28/19	
/	0756737730	126.90	08/26/19	08/29/19	
/	0756737731	198.00	08/26/19	08/30/19	
/	0756737732	92.00	08/26/19	08/30/19	



# Yavapai County Treasurer

## Monthly Statement

Date Range: 8/1/2019 to 8/31/2019

/	0756737736	184.00	08/26/19	08/30/19	
	Count	Amount			
Total OUTS:	9	7,373.58			
Total PAID:	165	1,844,027.43			



# Yavapai County Treasurer

## Monthly Statement

Date Range: 8/1/2019 to 8/31/2019

**Central AZ Fire & Medical Authority  
(CAFMA)  
Fund: 6067340000**



# Yavapai County Treasurer

## Monthly Statement

Date Range: 8/1/2019 to 8/31/2019

Account	Period	YTD		
<b>6067340000</b>	<b>Central AZ Fire &amp; Medical Authority(CAFMA)</b>			
Begin Balance:	.00	.00		
Income:	.00	.00		
LOC Advance:	.00	.00		
Expense:	.00	.00	LOC:	.00
LOC Payments:	.00	.00	Warrants Outstanding:	.00
Cash Balance:	.00	.00	End:	.00

### Monthly Statement Summary

Source Code	Description	MTDAmount	YTDAmount
-------------	-------------	-----------	-----------

### Monthly Statement Detail

Date	Notes	Doc #	Amount	C/D
------	-------	-------	--------	-----

### Warrant Detail

Payee Name	Warrant	Amount	Issue Dt	Status Dt	Voucher
------------	---------	--------	----------	-----------	---------

Count	Amount
-------	--------





# Yavapai County Treasurer

## Monthly Statement

Date Range: 8/1/2019 to 8/31/2019

**CAFMA-Capital Reserve Fund  
(CAFMA)**

Interest \$ 17,888.57



# Yavapai County Treasurer

## Monthly Statement

Date Range: 8/1/2019 to 8/31/2019

Account	Period	YTD		
<b>6067340200</b>	<b>CAFMA-Capital Reserve Fund</b>			
Begin Balance:	8,056,699.23	8,047,129.31		
Income:	17,888.57	27,458.49		
LOC Advance:	.00	.00		
Expense:	.00	.00	LOC:	.00
LOC Payments:	.00	.00	Warrants Outstanding:	.00
Cash Balance:	8,074,587.80	8,074,587.80	End:	8,074,587.80

### Monthly Statement Summary

Source Code	Description	MTDAmount	YTDAmount
<b>6067340200</b>	<b>CAFMA-Capital Reserve Fund</b>	<b>Beginning Balance:</b>	<b>8,056,699.23</b>
38108.0	Interest on Investments ICM	7,726.41	7,726.41
38109.0	Interest on Investments St Treas	10,162.16	19,732.08
	<b>Ending Balance:</b>	<b>8,074,587.80</b>	<b>8,074,587.80</b>

### Monthly Statement Detail

Date	Notes	Doc #	Amount	C/D
<b>6067340200 CAFMA-Capital Reserve Fund</b>			<b>Beginning Balance: 8,056,699.23</b>	
38108.0 Interest on Investments ICM			Source Code Total: 7,726.41	
08/28	Investment Interest	0	1,273.79	C
08/28	Investment Interest	0	1,304.02	C
08/28	Investment Interest	0	1,520.95	C
08/28	Investment Interest	0	1,492.67	C
08/28	Investment Interest	0	593.71	C
08/28	Investment Interest	0	1,541.27	C
38109.0 Interest on Investments St Treas			Source Code Total: 10,162.16	
08/29	Investment Interest	0	10,162.16	C
6067340200 CAFMA-Capital Reserve Fund			<b>Ending Balance: 8,074,587.80</b>	

### Warrant Detail

Payee Name	Warrant	Amount	Issue Dt	Status Dt	Voucher
	Count	Amount			

CAFMA-Central Arizona Fire and Medical  
Bank Reconciliation Summary  
For the Bank Statement ending: 8/31/2019

BANK CONTROL ID: CAFMA - GENERAL FUND		DESC: GENERAL FUND	ACCOUNT NO: 1100
	Beginning Balance:	08/01/19	\$3,484,210.57
	Deposits and Credits:		\$380,792.29
	Checks and Charges:		(\$1,844,027.43)
	Adjustments:		\$0.00
	Ending Balance Per Reconciliation:		<u>\$2,020,975.43</u>
	Ending Balance Per Bank Statement:	08/31/19	\$2,020,975.43
	* Outstanding Deposits and Credits:	08/31/19	\$0.00
	* Outstanding Checks and Charges:	08/31/19	<u>(\$38,608.11)</u>
	Ending Book Balance:	08/31/19	<u>\$1,982,367.32</u>

\* Outstanding amounts are all outstanding credits and charges dated prior or equal to the Reconciliation date.

**CAFMA-Central Arizona Fire and Medical**

**BR Checks and Charges Cleared**

For the Bank Statement ending: 8/31/19

CAFMA		General Fund			1100
Date	Document	Description	Module	Company	Amount
07/15/19	756737443	Arizona State University	AP	CAFMA	\$3,300.00
07/15/19	756737445	Wanda Blake	AP	CAFMA	\$2,250.00
07/29/19	756737484	TODD ABEL	AP	CAFMA	\$4,408.92
07/29/19	756737485	A&B Landscaping & Yard Maint.	AP	CAFMA	\$3,000.00
07/29/19	756737486	Advanced Glass & Screen	AP	CAFMA	\$2,680.00
07/29/19	756737487	Allied Electronics, Inc.	AP	CAFMA	\$1,030.54
07/29/19	756737488	American Fence Co, Inc	AP	CAFMA	\$500.00
07/29/19	756737490	APS	AP	CAFMA	\$9,971.99
07/29/19	756737492	Arizona Dept. of Public Safety	AP	CAFMA	\$5.00
07/29/19	756737493	Awards Etc	AP	CAFMA	\$26.15
07/29/19	756737494	BACKBOARDS BOOMERANG	AP	CAFMA	\$80.00
07/29/19	756737495	Bennett Oil	AP	CAFMA	\$406.09
07/29/19	756737496	Best Pick Disposal, Inc	AP	CAFMA	\$417.73
07/29/19	756737497	Bound Tree Medical LLC	AP	CAFMA	\$6,546.41
07/29/19	756737500	Bradshaw Mountain Environ. Inc	AP	CAFMA	\$220.00
07/29/19	756737501	Patty Brookins	AP	CAFMA	\$232.20
07/29/19	756737502	Cable One Business	AP	CAFMA	\$46.06
07/29/19	756737504	Canyon Pipe & Supply Inc.	AP	CAFMA	\$191.70
07/29/19	756737505	CenturyLink	AP	CAFMA	\$1,136.64
07/29/19	756737506	CenturyLink	AP	CAFMA	\$24.67
07/29/19	756737520	City of Prescott	AP	CAFMA	\$51,032.62
07/29/19	756737521	City of Prescott	AP	CAFMA	\$472.99
07/29/19	756737522	COLLINS, JODI	AP	CAFMA	\$222.30
07/29/19	756737523	Nicolas J. Cornelius	AP	CAFMA	\$9,260.00
07/29/19	756737524	Courtesy Chevrolet	AP	CAFMA	\$32,273.19
07/29/19	756737525	Curtis Tools for Heroes	AP	CAFMA	\$6,572.63
07/29/19	756737526	The Employment Network Magazin	AP	CAFMA	\$295.00
07/29/19	756737527	FEDEX	AP	CAFMA	\$18.80
07/29/19	756737528	IK, LLC	AP	CAFMA	\$4,780.48
07/29/19	756737529	Globalstar	AP	CAFMA	\$228.96
07/29/19	756737530	International Code Council Inc	AP	CAFMA	\$639.47
07/29/19	756737531	Interstate Batteries	AP	CAFMA	\$265.56
07/29/19	756737532	Melcher Printing, Inc.	AP	CAFMA	\$169.23
07/29/19	756737533	Neumann High Country Doors	AP	CAFMA	\$75.00
07/29/19	756737534	NFP Property & Casualty Svcs	AP	CAFMA	\$80.95
07/29/19	756737535	Sally O'Connor	AP	CAFMA	\$1,170.00
07/29/19	756737536	PROTINT	AP	CAFMA	\$3,845.62
07/29/19	756737537	Provantage LLC	AP	CAFMA	\$1,805.71
07/29/19	756737538	Public Safety Crisis Solutions	AP	CAFMA	\$1,575.00
07/29/19	756737539	SCENT FROM ABOVE COMPANY LLC	AP	CAFMA	\$420.00
07/29/19	756737541	Staples Contract & Commmerc.Inc	AP	CAFMA	\$4,463.95
07/29/19	756737543	Stryker Sales Corporation	AP	CAFMA	\$40,551.26
07/29/19	756737544	D.G.Shoemaker & Associates Inc	AP	CAFMA	\$4,371.44
07/29/19	756737545	Tessco, Inc.	AP	CAFMA	\$1,023.76
07/29/19	756737547	The Hike Shack	AP	CAFMA	\$310.94
07/29/19	756737548	Town of Prescott Valley	AP	CAFMA	\$823.82
07/29/19	756737549	Turbo & Electric Sales & Srvc	AP	CAFMA	\$1,273.83
07/29/19	756737550	Unisource Energy Services	AP	CAFMA	\$128.71
07/29/19	756737551	United Disposal, Inc	AP	CAFMA	\$213.00
07/29/19	756737552	Vandergalien, Jake and Glenda	AP	CAFMA	\$957.27
07/29/19	756737553	Verizon Wireless	AP	CAFMA	\$130.32
07/29/19	756737554	US Bank Voyager Fleet Systems	AP	CAFMA	\$14,166.62
07/29/19	756737555	XEROX FINANCIAL SERVICES	AP	CAFMA	\$758.81
07/29/19	756737556	York	AP	CAFMA	\$76.50
07/29/19	756737557	Zebrascares LLC	AP	CAFMA	\$350.00
08/12/19	756737558	A1 Water Bulk Delivery Svc LLC	AP	CAFMA	\$310.00
08/12/19	756737559	Able Saw, LLC	AP	CAFMA	\$128.65
08/12/19	756737560	A&B Sign Company	AP	CAFMA	\$2,579.10
08/12/19	756737561	Allied Electronics, Inc.	AP	CAFMA	\$379.59
08/12/19	756737562	American Express, Inc.	AP	CAFMA	\$6,633.82
08/12/19	756737564	American Fence Co, Inc	AP	CAFMA	\$272.84
08/12/19	756737565	Anderson Asphalt Svcs&Contract	AP	CAFMA	\$4,062.38

**CAFMA-Central Arizona Fire and Medical**

**BR Checks and Charges Cleared**

For the Bank Statement ending: 8/31/19

CAFMA		General Fund			1100
Date	Document	Description	Module	Company	Amount
08/12/19	756737566	APS	AP	CAFMA	\$5,018.00
08/12/19	756737568	Arizona Dept. of Public Safety	AP	CAFMA	\$5.00
08/12/19	756737569	Arizona Dept. of Public Safety	AP	CAFMA	\$110.00
08/12/19	756737570	Arizona PPE Recon, Inc.	AP	CAFMA	\$1,246.00
08/12/19	756737571	Authentic Self Counseling	AP	CAFMA	\$200.00
08/12/19	756737572	Bennett Oil	AP	CAFMA	\$1,970.93
08/12/19	756737573	Bergstrom, Douglas PhD	AP	CAFMA	\$350.00
08/12/19	756737574	Bound Tree Medical LLC	AP	CAFMA	\$12,413.26
08/12/19	756737578	B & W Fire Security Systems	AP	CAFMA	\$8.50
08/12/19	756737579	Cable One Business	AP	CAFMA	\$112.36
08/12/19	756737580	Canyon Pipe & Supply Inc.	AP	CAFMA	\$244.61
08/12/19	756737581	CenturyLink	AP	CAFMA	\$703.14
08/12/19	756737583	Chase Bank	AP	CAFMA	\$321.59
08/12/19	756737584	Chase Bank	AP	CAFMA	\$647,374.40
08/12/19	756737586	Chief Supply Corp	AP	CAFMA	\$652.05
08/12/19	756737587	Cornwell Tools	AP	CAFMA	\$500.00
08/12/19	756737588	Gary Crisenbery	AP	CAFMA	\$1,875.00
08/12/19	756737589	Curtis Tools for Heroes	AP	CAFMA	\$6,507.36
08/12/19	756737590	DARLEY	AP	CAFMA	\$663.23
08/12/19	756737591	Dish Network	AP	CAFMA	\$118.05
08/12/19	756737592	The Employment Network Magazin	AP	CAFMA	\$295.00
08/12/19	756737593	Entenmann-Rovin Co.	AP	CAFMA	\$1,183.20
08/12/19	756737594	FF's Police Off. Cancer Ins	AP	CAFMA	\$6,050.00
08/12/19	756737595	Foremost Promotions	AP	CAFMA	\$1,569.00
08/12/19	756737596	Galpin Ford, Inc.	AP	CAFMA	\$180.47
08/12/19	756737597	W.W. Grainger, Inc.	AP	CAFMA	\$239.12
08/12/19	756737598	IAFC Membership	AP	CAFMA	\$285.00
08/12/19	756737599	INDUSTRIAL RECYCLING SOLUTIONS	AP	CAFMA	\$362.76
08/12/19	756737600	Jim's Alignment & Brake	AP	CAFMA	\$60.00
08/12/19	756737601	DAVID L. JOHNSON	AP	CAFMA	\$260.00
08/12/19	756737602	Life Line Ambulance Service	AP	CAFMA	\$1,430.00
08/12/19	756737603	Manzanita Landscaping, Inc.	AP	CAFMA	\$560.00
08/12/19	756737604	Matheson Tri-Gas, Inc.	AP	CAFMA	\$645.79
08/12/19	756737606	Merit Technology Partners	AP	CAFMA	\$14,895.31
08/12/19	756737607	NAPA Auto Parts	AP	CAFMA	\$3,338.01
08/12/19	756737612	Nexus Southwest Land Surveyors	AP	CAFMA	\$1,990.00
08/12/19	756737613	Northern AZ Premier Termite	AP	CAFMA	\$745.00
08/12/19	756737614	Neal H. Olshan, PHD	AP	CAFMA	\$1,500.00
08/12/19	756737615	O'Reilly Auto Parts	AP	CAFMA	\$92.17
08/12/19	756737616	Prescott Steel & Welding	AP	CAFMA	\$28.34
08/12/19	756737617	Prescott Valley Ace Hardware	AP	CAFMA	\$284.03
08/12/19	756737619	PV Economic Development Found	AP	CAFMA	\$201.00
08/12/19	756737620	Rosenbauer Motors, LLC	AP	CAFMA	\$964.16
08/12/19	756737621	Rosenbauer South Dakota, LLC	AP	CAFMA	\$519.13
08/12/19	756737622	RWC Group	AP	CAFMA	\$149.54
08/12/19	756737623	Safeguard Business Systems	AP	CAFMA	\$299.02
08/12/19	756737624	SCENT FROM ABOVE COMPANY LLC	AP	CAFMA	\$280.00
08/12/19	756737625	Sherwin Williams	AP	CAFMA	\$67.58
08/12/19	756737626	Smart Document Solutions	AP	CAFMA	\$546.59
08/12/19	756737627	Besonson Tools LLC	AP	CAFMA	\$7.09
08/12/19	756737628	Southern Tire Mart	AP	CAFMA	\$657.43
08/12/19	756737629	Staples Contract & Commmerc.Inc	AP	CAFMA	\$193.06
08/12/19	756737630	Stryker Sales Corporation	AP	CAFMA	\$20,081.22
08/12/19	756737631	Sunstate Equipment Co	AP	CAFMA	\$1,846.80
08/12/19	756737632	D.G.Shoemaker & Associates Inc	AP	CAFMA	\$460.19
08/12/19	756737633	The Hike Shack	AP	CAFMA	\$436.40
08/12/19	756737634	Tri-City Towing, Inc	AP	CAFMA	\$780.00
08/12/19	756737635	Turbo & Electric Sales & Svc	AP	CAFMA	\$377.69
08/12/19	756737636	Unisource Energy Services	AP	CAFMA	\$271.19
08/12/19	756737637	Vern Lewis Welding Supply Inc	AP	CAFMA	\$8.46
08/12/19	756737638	Yavapai Fleet Yavapai Machine	AP	CAFMA	\$1,065.65
08/12/19	756737639	Zebrascares LLC	AP	CAFMA	\$290.00

CAFMA-Central Arizona Fire and Medical

BR Checks and Charges Cleared

For the Bank Statement ending: 8/31/19

CAFMA		General Fund			1100
Date	Document	Description	Module	Company	Amount
08/20/19	756737569	Arizona Dept. of Public Safety	AP	CAFMA	(\$110.00)
08/26/19	756737642	Advance Auto Parts	AP	CAFMA	\$4.08
08/26/19	756737643	Alert-All Corporation	AP	CAFMA	\$3,490.00
08/26/19	756737644	Anderson Asphalt Svcs&Contract	AP	CAFMA	\$6,000.00
08/26/19	756737645	APS	AP	CAFMA	\$9,725.51
08/26/19	756737650	Bennett Oil	AP	CAFMA	\$889.98
08/26/19	756737651	Best Pick Disposal, Inc	AP	CAFMA	\$417.73
08/26/19	756737657	Patty Brookins	AP	CAFMA	\$272.16
08/26/19	756737659	Cable One Business	AP	CAFMA	\$936.81
08/26/19	756737660	Canyon Pipe & Supply Inc.	AP	CAFMA	\$149.70
08/26/19	756737663	CenturyLink	AP	CAFMA	\$637.83
08/26/19	756737664	CenturyLink	AP	CAFMA	\$29.19
08/26/19	756737665	Chase Bank	AP	CAFMA	\$1,291.32
08/26/19	756737666	Chase Bank	AP	CAFMA	\$1,047.88
08/26/19	756737667	Chase Bank	AP	CAFMA	\$740,058.85
08/26/19	756737669	Chase Card Services	AP	CAFMA	\$42,468.93
08/26/19	756737687	Chief Supply Corp	AP	CAFMA	\$171.99
08/26/19	756737688	City of Prescott	AP	CAFMA	\$41,488.36
08/26/19	756737689	City of Prescott	AP	CAFMA	\$491.93
08/26/19	756737695	EMPIRE SOUTHWEST,LLC	AP	CAFMA	\$131.27
08/26/19	756737696	Enerspect Medical Solutions	AP	CAFMA	\$403.75
08/26/19	756737697	ESO Solutions, Inc	AP	CAFMA	\$4,340.00
08/26/19	756737698	FleetPride, Inc	AP	CAFMA	\$226.72
08/26/19	756737699	Foremost Promotions	AP	CAFMA	\$150.00
08/26/19	756737700	Freightliner of AZ, LLC	AP	CAFMA	\$713.48
08/26/19	756737702	W.W. Grainger, Inc.	AP	CAFMA	\$184.86
08/26/19	756737703	HME, Inc.	AP	CAFMA	\$90.42
08/26/19	756737706	Interstate Batteries	AP	CAFMA	\$217.76
08/26/19	756737707	Lamb Chevrolet	AP	CAFMA	\$158.59
08/26/19	756737708	Melcher Printing, Inc.	AP	CAFMA	\$33.30
08/26/19	756737712	Prescott Winlectric Co.	AP	CAFMA	\$633.39
08/26/19	756737714	Prescott Steel & Welding	AP	CAFMA	\$81.47
08/26/19	756737717	Public Safety Crisis Solutions	AP	CAFMA	\$875.00
08/26/19	756737720	Smart Document Solutions	AP	CAFMA	\$546.56
08/26/19	756737725	D.G.Shoemaker & Associates Inc	AP	CAFMA	\$378.85
08/26/19	756737726	Teleflex Funding, LLC	AP	CAFMA	\$480.73
08/26/19	756737727	Tessco, Inc.	AP	CAFMA	\$820.22
08/26/19	756737728	Town of Prescott Valley	AP	CAFMA	\$953.73
08/26/19	756737729	Turbo & Electric Sales & Srvc	AP	CAFMA	\$1,011.08
08/26/19	756737730	Unisource Energy Services	AP	CAFMA	\$126.90
08/26/19	756737731	United Disposal, Inc	AP	CAFMA	\$198.00
08/26/19	756737732	Verified First, LLC	AP	CAFMA	\$92.00
08/26/19	756737736	Yavapai Mechanical Plumbing	AP	CAFMA	\$184.00
TOTAL CHECKS AND CHARGES CLEARED:					\$1,844,027.43

**CAFMA-Central Arizona Fire and Medical**

**BR Checks and Charges Outstanding**

For the Bank Statement ending: 8/31/19

CAFMA		General Fund			1100
Date	Document	Description	Module	Company	Amount
05/06/19	756737148	YRMCP PHYSICIAN PRACTICES	AP	CAFMA	\$216.00
07/01/19	756737416	DeCarol Company Inc.	AP	CAFMA	\$6,359.15
07/01/19	756737428	Secretary of State	AP	CAFMA	\$25.00
07/01/19	756737429	Secretary of State	AP	CAFMA	\$43.00
07/29/19	756737540	Secretary of State	AP	CAFMA	\$68.00
08/26/19	756737640	Abel, Todd	AP	CAFMA	\$1,663.52
08/26/19	756737641	Able Saw, LLC	AP	CAFMA	\$494.33
08/26/19	756737647	Arizona Dept. of Public Safety	AP	CAFMA	\$88.00
08/26/19	756737648	Arizona Dept. of Public Safety	AP	CAFMA	\$5.00
08/26/19	756737649	Auto Trim Plus LLC	AP	CAFMA	\$1,090.00
08/26/19	756737652	Bound Tree Medical LLC	AP	CAFMA	\$9,372.54
08/26/19	756737656	Bradshaw Mountain Environ. Inc	AP	CAFMA	\$195.00
08/26/19	756737658	B & W Fire Security Systems	AP	CAFMA	\$95.00
08/26/19	756737661	CAROTHERS, ROBERT COUGAN	AP	CAFMA	\$668.20
08/26/19	756737662	Carson , Debbie	AP	CAFMA	\$1,170.00
08/26/19	756737690	Cornwell Tools	AP	CAFMA	\$209.47
08/26/19	756737691	Copper State Supply, Inc	AP	CAFMA	\$674.10
08/26/19	756737692	Curtis Tools for Heroes	AP	CAFMA	\$401.68
08/26/19	756737693	Dave's Tree and Yard	AP	CAFMA	\$1,500.00
08/26/19	756737694	The Employment Network Magazin	AP	CAFMA	\$295.00
08/26/19	756737701	Globalstar	AP	CAFMA	\$228.96
08/26/19	756737704	Immix Technology, Inc.	AP	CAFMA	\$675.00
08/26/19	756737705	International Code Council Inc	AP	CAFMA	\$135.00
08/26/19	756737709	Mitchell Repair Info. Comp LLC	AP	CAFMA	\$395.36
08/26/19	756737710	Neumann High Country Doors	AP	CAFMA	\$150.00
08/26/19	756737711	NextCare Arizona LLC	AP	CAFMA	\$43.00
08/26/19	756737713	PROTINT	AP	CAFMA	\$1,141.61
08/26/19	756737715	Prescott Tire Pros & Autom.LLC	AP	CAFMA	\$159.53
08/26/19	756737716	PSG Consulting, Inc.	AP	CAFMA	\$1,672.50
08/26/19	756737718	Rosenbauer South Dakota, LLC	AP	CAFMA	\$311.67
08/26/19	756737719	Roth, Karlsson	AP	CAFMA	\$2,340.00
08/26/19	756737721	Staples Contract & Commerc.Inc	AP	CAFMA	\$448.10
08/26/19	756737722	Star Island Motorsports	AP	CAFMA	\$865.45
08/26/19	756737724	Stryker Sales Corporation	AP	CAFMA	\$66.75
08/26/19	756737733	Verizon Wireless	AP	CAFMA	\$4,458.38
08/26/19	756737734	XEROX FINANCIAL SERVICES	AP	CAFMA	\$758.81
08/26/19	756737735	Yavapai County Fire and	AP	CAFMA	\$125.00
TOTAL CHECKS AND CHARGES OUTSTANDING:					<b>\$38,608.11</b>

BR Deposits and Credits Cleared

For the Bank Statement ending: 8/31/19

CAFMA		General Fund			1100
Date	Document	Description	Module	Company	Amount
08/08/19	3212	Deposit	AR	CAFMA	\$7,053.76
08/08/19	3213	Deposit	AR	CAFMA	\$8,704.32
08/08/19	3214	Deposit	AR	CAFMA	\$208,680.03
08/08/19	3215	Deposit	AR	CAFMA	\$5,141.44
08/08/19	3216	Deposit	AR	CAFMA	\$4,000.06
08/15/19	3225	Deposit	AR	CAFMA	\$99,599.55
08/15/19	3226	Deposit	AR	CAFMA	\$5,219.99
08/15/19	3227	Deposit	AR	CAFMA	\$3,351.07
08/22/19	3229	Deposit	AR	CAFMA	\$9,493.71
08/22/19	3230	Deposit	AR	CAFMA	\$1,753.15
08/22/19	3231	Deposit	AR	CAFMA	\$1,608.00
08/29/19	3234	Deposit	AR	CAFMA	\$11,439.90
08/29/19	3235	Deposit	AR	CAFMA	\$1,520.42
08/31/19	Cash w/County	Interest General Fund	GL	CAFMA	\$13,226.89
TOTAL DEPOSITS AND CREDITS CLEARED:					\$380,792.29



CAFMA-Central Arizona Fire and Medical  
BR Deposits and Credits Outstanding  
For the Bank Statement ending:

Date	Document	Description	Module	Company	Amount
------	----------	-------------	--------	---------	--------

TOTAL DEPOSITS AND CREDITS OUTSTANDING:

Bank Reconciliation Register

Document Number	Date	BR Status	Void?	Description	Date Cleared	Amount
<b>MODULE: CHECKS FROM ACCOUNTS PAYABLE</b>						
<b>BANK CONTROL ID: CAFMA - GENERAL FUND</b>						
756737558	08/12/19	Marked	No	A1 Water Bulk Delivery Svc LLC	09/12/19	\$310.00
756737559	08/12/19	Marked	No	Able Saw, LLC	09/12/19	\$128.65
756737560	08/12/19	Marked	No	A&B Sign Company	09/12/19	\$2,579.10
756737561	08/12/19	Marked	No	Allied Electronics, Inc.	09/12/19	\$379.59
756737562	08/12/19	Marked	No	American Express, Inc.	09/12/19	\$6,633.82
756737564	08/12/19	Marked	No	American Fence Co, Inc	09/12/19	\$272.84
756737565	08/12/19	Marked	No	Anderson Asphalt Svcs&Contract	09/12/19	\$4,062.38
756737566	08/12/19	Marked	No	APS	09/12/19	\$5,018.00
756737568	08/12/19	Marked	No	Arizona Dept. of Public Safety	09/12/19	\$5.00
756737569	08/12/19	Marked	No	Arizona Dept. of Public Safety	09/12/19	\$110.00
756737569	08/20/19	Marked	Yes	Arizona Dept. of Public Safety	09/12/19	(\$110.00)
756737570	08/12/19	Marked	No	Arizona PPE Recon, Inc.	09/12/19	\$1,246.00
756737571	08/12/19	Marked	No	Authentic Self Counseling	09/12/19	\$200.00
756737572	08/12/19	Marked	No	Bennett Oil	09/12/19	\$1,970.93
756737573	08/12/19	Marked	No	Bergstrom, Douglas PhD	09/12/19	\$350.00
756737574	08/12/19	Marked	No	Bound Tree Medical LLC	09/12/19	\$12,413.26
756737578	08/12/19	Marked	No	B & W Fire Security Systems	09/12/19	\$8.50
756737579	08/12/19	Marked	No	Cable One Business	09/12/19	\$112.36
756737580	08/12/19	Marked	No	Canyon Pipe & Supply Inc.	09/12/19	\$244.61
756737581	08/12/19	Marked	No	CenturyLink	09/12/19	\$703.14
756737583	08/12/19	Marked	No	Chase Bank	09/12/19	\$321.59
756737584	08/12/19	Marked	No	Chase Bank	09/12/19	\$647,374.40
756737586	08/12/19	Marked	No	Chief Supply Corp	09/12/19	\$652.05
756737587	08/12/19	Marked	No	Cornwell Tools	09/12/19	\$500.00
756737588	08/12/19	Marked	No	Gary Crisenbery	09/12/19	\$1,875.00
756737589	08/12/19	Marked	No	Curtis Tools for Heroes	09/12/19	\$6,507.36
756737590	08/12/19	Marked	No	DARLEY	09/12/19	\$663.23
756737591	08/12/19	Marked	No	Dish Network	09/12/19	\$118.05
756737592	08/12/19	Marked	No	The Employment Network Magazin	09/12/19	\$295.00
756737593	08/12/19	Marked	No	Entenmann-Rovin Co.	09/12/19	\$1,183.20
756737594	08/12/19	Marked	No	FF's Police Off. Cancer Ins	09/12/19	\$6,050.00
756737595	08/12/19	Marked	No	Foremost Promotions	09/12/19	\$1,569.00
756737596	08/12/19	Marked	No	Galpin Ford, Inc.	09/12/19	\$180.47
756737597	08/12/19	Marked	No	W.W. Grainger, Inc.	09/12/19	\$239.12
756737598	08/12/19	Marked	No	IAFC Membership	09/12/19	\$285.00
756737599	08/12/19	Marked	No	INDUSTRIAL RECYCLING SOLUTIONS	09/12/19	\$362.76
756737600	08/12/19	Marked	No	Jim's Alignment & Brake	09/12/19	\$60.00
756737601	08/12/19	Marked	No	DAVID L. JOHNSON	09/12/19	\$260.00
756737602	08/12/19	Marked	No	Life Line Ambulance Service	09/12/19	\$1,430.00
756737603	08/12/19	Marked	No	Manzanita Landscaping, Inc.	09/12/19	\$560.00
756737604	08/12/19	Marked	No	Matheson Tri-Gas, Inc.	09/12/19	\$645.79
756737606	08/12/19	Marked	No	MerIt Technology Partners	09/12/19	\$14,895.31
756737607	08/12/19	Marked	No	NAPA Auto Parts	09/12/19	\$3,338.01
756737612	08/12/19	Marked	No	Nexus Southwest Land Surveyors	09/12/19	\$1,990.00
756737613	08/12/19	Marked	No	Northern AZ Premier Termite	09/12/19	\$745.00
756737614	08/12/19	Marked	No	Neal H. Olshan, PHD	09/12/19	\$1,500.00
756737615	08/12/19	Marked	No	O'Reilly Auto Parts	09/12/19	\$92.17
756737616	08/12/19	Marked	No	Prescott Steel & Welding	09/12/19	\$28.34
756737617	08/12/19	Marked	No	Prescott Valley Ace Hardware	09/12/19	\$284.03
756737619	08/12/19	Marked	No	PV Economic Development Found	09/12/19	\$201.00
756737620	08/12/19	Marked	No	Rosenbauer Motors, LLC	09/12/19	\$964.16
756737621	08/12/19	Marked	No	Rosenbauer South Dakota, LLC	09/12/19	\$519.13
756737622	08/12/19	Marked	No	RWC Group	09/12/19	\$149.54
756737623	08/12/19	Marked	No	Safeguard Business Systems	09/12/19	\$299.02
756737624	08/12/19	Marked	No	SCENT FROM ABOVE COMPANY LLC	09/12/19	\$280.00
756737625	08/12/19	Marked	No	Sherwin Williams	09/12/19	\$67.58
756737626	08/12/19	Marked	No	Smart Document Solutions	09/12/19	\$546.59
756737627	08/12/19	Marked	No	Besonson Tools LLC	09/12/19	\$7.09
756737628	08/12/19	Marked	No	Southern Tire Mart	09/12/19	\$657.43
756737629	08/12/19	Marked	No	Staples Contract & Commerc.Inc	09/12/19	\$193.06
756737630	08/12/19	Marked	No	Stryker Sales Corporation	09/12/19	\$20,081.22
756737631	08/12/19	Marked	No	Sunstate Equipment Co	09/12/19	\$1,846.80

Bank Reconciliation Register

Document Number	Date	BR Status	Void?	Description	Date Cleared	Amount
<b>MODULE: CHECKS FROM ACCOUNTS PAYABLE</b>						
<b>BANK CONTROL ID: CAFMA - GENERAL FUND</b>						<b>(CONTINUED)</b>
756737632	08/12/19	Marked	No	D.G.Shoemaker & Associates Inc	09/12/19	\$460.19
756737633	08/12/19	Marked	No	The Hike Shack	09/12/19	\$436.40
756737634	08/12/19	Marked	No	Tri-City Towing, Inc	09/12/19	\$780.00
756737635	08/12/19	Marked	No	Turbo & Electric Sales & Srvc	09/12/19	\$377.69
756737636	08/12/19	Marked	No	Unisource Energy Services	09/12/19	\$271.19
756737637	08/12/19	Marked	No	Vern Lewis Welding Supply Inc	09/12/19	\$8.46
756737638	08/12/19	Marked	No	Yavapai Fleet Yavapai Machine	09/12/19	\$1,065.65
756737639	08/12/19	Marked	No	Zebrascales LLC	09/12/19	\$290.00
756737640	08/26/19	Retrieved	No	Abel, Todd		\$1,663.52
756737641	08/26/19	Retrieved	No	Able Saw, LLC		\$494.33
756737642	08/26/19	Marked	No	Advance Auto Parts	09/12/19	\$4.08
756737643	08/26/19	Marked	No	Alert-All Corporation	09/12/19	\$3,490.00
756737644	08/26/19	Marked	No	Anderson Asphalt Svcs&Contract	09/12/19	\$6,000.00
756737645	08/26/19	Marked	No	APS	09/12/19	\$9,725.51
756737647	08/26/19	Retrieved	No	Arizona Dept. of Public Safety		\$88.00
756737648	08/26/19	Retrieved	No	Arizona Dept. of Public Safety		\$5.00
756737649	08/26/19	Retrieved	No	Auto Trim Plus LLC		\$1,090.00
756737650	08/26/19	Marked	No	Bennett Oil	09/12/19	\$889.98
756737651	08/26/19	Marked	No	Best Pick Disposal, Inc	09/12/19	\$417.73
756737652	08/26/19	Retrieved	No	Bound Tree Medical LLC		\$9,372.54
756737656	08/26/19	Retrieved	No	Bradshaw Mountain Environ. Inc		\$195.00
756737657	08/26/19	Marked	No	Patty Brookins	09/12/19	\$272.16
756737658	08/26/19	Retrieved	No	B & W Fire Security Systems		\$95.00
756737659	08/26/19	Marked	No	Cable One Business	09/12/19	\$936.81
756737660	08/26/19	Marked	No	Canyon Pipe & Supply Inc.	09/12/19	\$149.70
756737661	08/26/19	Retrieved	No	CAROTHERS, ROBERT COUGAN		\$668.20
756737662	08/26/19	Retrieved	No	Carson , Debbie		\$1,170.00
756737663	08/26/19	Marked	No	CenturyLink	09/12/19	\$637.83
756737664	08/26/19	Marked	No	CenturyLink	09/12/19	\$29.19
756737665	08/26/19	Marked	No	Chase Bank	09/12/19	\$1,291.32
756737666	08/26/19	Marked	No	Chase Bank	09/12/19	\$1,047.88
756737667	08/26/19	Marked	No	Chase Bank	09/12/19	\$740,058.85
756737669	08/26/19	Marked	No	Chase Card Services	09/12/19	\$42,468.93
756737687	08/26/19	Marked	No	Chief Supply Corp	09/12/19	\$171.99
756737688	08/26/19	Marked	No	City of Prescott	09/12/19	\$41,488.36
756737689	08/26/19	Marked	No	City of Prescott	09/12/19	\$491.93
756737690	08/26/19	Retrieved	No	Cornwell Tools		\$209.47
756737691	08/26/19	Retrieved	No	Copper State Supply, Inc		\$674.10
756737692	08/26/19	Retrieved	No	Curtis Tools for Heroes		\$401.68
756737693	08/26/19	Retrieved	No	Dave's Tree and Yard		\$1,500.00
756737694	08/26/19	Retrieved	No	The Employment Network Magazin		\$295.00
756737695	08/26/19	Marked	No	EMPIRE SOUTHWEST,LLC	09/12/19	\$131.27
756737696	08/26/19	Marked	No	Enerspect Medical Solutions	09/12/19	\$403.75
756737697	08/26/19	Marked	No	ESO Solutions, Inc	09/12/19	\$4,340.00
756737698	08/26/19	Marked	No	FleetPride, Inc	09/12/19	\$226.72
756737699	08/26/19	Marked	No	Foremost Promotions	09/12/19	\$150.00
756737700	08/26/19	Marked	No	Freightliner of AZ, LLC	09/12/19	\$713.48
756737701	08/26/19	Retrieved	No	Globalstar		\$228.96
756737702	08/26/19	Marked	No	W.W. Grainger, Inc.	09/12/19	\$184.86
756737703	08/26/19	Marked	No	HME, Inc.	09/12/19	\$90.42
756737704	08/26/19	Retrieved	No	Immix Technology, Inc.		\$675.00
756737705	08/26/19	Retrieved	No	International Code Council Inc		\$135.00
756737706	08/26/19	Marked	No	Interstate Batteries	09/12/19	\$217.76
756737707	08/26/19	Marked	No	Lamb Chevrolet	09/12/19	\$158.59
756737708	08/26/19	Marked	No	Melcher Printing, Inc.	09/12/19	\$33.30
756737709	08/26/19	Retrieved	No	Mitchell Repair Info. Comp LLC		\$395.36
756737710	08/26/19	Retrieved	No	Neumann High Country Doors		\$150.00
756737711	08/26/19	Retrieved	No	NextCare Arizona LLC		\$43.00
756737712	08/26/19	Marked	No	Prescott Winlectric Co.	09/12/19	\$633.39
756737713	08/26/19	Retrieved	No	PROTINT		\$1,141.61
756737714	08/26/19	Marked	No	Prescott Steel & Welding	09/12/19	\$81.47
756737715	08/26/19	Retrieved	No	Prescott Tire Pros & Autom.LLC		\$159.53

Bank Reconciliation Register

Document Number	Date	BR Status	Void?	Description	Date Cleared	Amount
-----------------	------	-----------	-------	-------------	--------------	--------

MODULE: CHECKS FROM ACCOUNTS PAYABLE

BANK CONTROL ID: CAFMA - GENERAL FUND

(CONTINUED)

756737716	08/26/19	Retrieved	No	PSG Consulting, Inc.		\$1,672.50
756737717	08/26/19	Marked	No	Public Safety Crisis Solutions	09/12/19	\$875.00
756737718	08/26/19	Retrieved	No	Rosenbauer South Dakota, LLC		\$311.67
756737719	08/26/19	Retrieved	No	Roth, Karlsson		\$2,340.00
756737720	08/26/19	Marked	No	Smart Document Solutions	09/12/19	\$546.56
756737721	08/26/19	Retrieved	No	Staples Contract & Commerc.Inc		\$448.10
756737722	08/26/19	Retrieved	No	Star Island Motorsports		\$865.45
756737724	08/26/19	Retrieved	No	Stryker Sales Corporation		\$66.75
756737725	08/26/19	Marked	No	D.G.Shoemaker & Associates Inc	09/12/19	\$378.85
756737726	08/26/19	Marked	No	Teleflex Funding, LLC	09/12/19	\$480.73
756737727	08/26/19	Marked	No	Tessco, Inc.	09/12/19	\$820.22
756737728	08/26/19	Marked	No	Town of Prescott Valley	09/12/19	\$953.73
756737729	08/26/19	Marked	No	Turbo & Electric Sales & Srvc	09/12/19	\$1,011.08
756737730	08/26/19	Marked	No	Unisource Energy Services	09/12/19	\$126.90
756737731	08/26/19	Marked	No	United Disposal, Inc	09/12/19	\$198.00
756737732	08/26/19	Marked	No	Verified First, LLC	09/12/19	\$92.00
756737733	08/26/19	Retrieved	No	Verizon Wireless		\$4,458.38
756737734	08/26/19	Retrieved	No	XEROX FINANCIAL SERVICES		\$758.81
756737735	08/26/19	Retrieved	No	Yavapai County Fire and		\$125.00
756737736	08/26/19	Marked	No	Yavapai Mechanical Plumbing	09/12/19	\$184.00

SUB TOTAL FOR BANK: **\$1,654,646.55**

TOTAL FOR MODULE: **\$1,654,646.55**

MODULE: DEPOSITS FROM ACCOUNTS RECEIVABLE

BANK CONTROL ID: CAFMA - GENERAL FUND

3212	08/08/19	Marked	No	Deposit	09/12/19	\$7,053.76
3213	08/08/19	Marked	No	Deposit	09/12/19	\$8,704.32
3214	08/08/19	Marked	No	Deposit	09/12/19	\$208,680.03
3215	08/08/19	Marked	No	Deposit	09/12/19	\$5,141.44
3216	08/08/19	Marked	No	Deposit	09/12/19	\$4,000.06
3225	08/15/19	Marked	No	Deposit	09/12/19	\$99,599.55
3226	08/15/19	Marked	No	Deposit	09/12/19	\$5,219.99
3227	08/15/19	Marked	No	Deposit	09/12/19	\$3,351.07
3229	08/22/19	Marked	No	Deposit	09/12/19	\$9,493.71
3230	08/22/19	Marked	No	Deposit	09/12/19	\$1,753.15
3231	08/22/19	Marked	No	Deposit	09/12/19	\$1,608.00
3234	08/29/19	Marked	No	Deposit	09/12/19	\$11,439.90
3235	08/29/19	Marked	No	Deposit	09/12/19	\$1,520.42

SUB TOTAL FOR BANK: **\$367,565.40**

TOTAL FOR MODULE: **\$367,565.40**

MODULE: JOURNAL ENTRIES FROM GENERAL LEDGER

BANK CONTROL ID: CAFMA - GENERAL FUND

Cash w/County	08/31/19	Marked	No	Interest General Fund	09/12/19	\$13,226.89
---------------	----------	--------	----	-----------------------	----------	-------------

SUB TOTAL FOR BANK: **\$13,226.89**

TOTAL FOR MODULE: **\$13,226.89**

CAFMA-Central Arizona Fire and Medical  
BR Adjustments Report  
For the Bank Statement ending:

Date	Document	Description	GL Account	Offset Amt	Adj. Amt
------	----------	-------------	------------	------------	----------

DOCUMENT:

ADJUSTMENT DOCUMENT " TOTAL:

TOTAL FOR ALL ADJUSTMENTS:

9/12/19  
11:02:09 AM

**CAFMA-Central Arizona Fire and Medical**  
**Income Statement**  
(Original Budget to Actual Comparison)  
For the period of 8/1/2019 Through 8/31/2019

Fund: (10) General Fund

	Current Period					Year To Date			
	Account	Actual	Budget	Variance	%	Actual	Budget	Variance	%
<b><u>Revenues</u></b>									
CVFD Funding Requirement	10310000000	\$0.00	\$0.00	\$0.00	0.0%	\$92,434.52	\$4,547,989.00	\$(4,455,554.48)	(98.0)%
CYFD Funding Requirement	10320000000	0.00	0.00	0.00	0.0	235,812.86	18,334,210.00	(18,098,397.14)	(98.7)
Fire Protection Contracts	10400100000	86,646.89	0.00	86,646.89	0.0	184,213.34	150,000.00	34,213.34	22.8
Outside Agency Work-Vehicle Maint	10430000000	1,979.88	0.00	1,979.88	0.0	3,791.30	40,000.00	(36,208.70)	(90.5)
Construction Permits	10440000000	7,099.23	0.00	7,099.23	0.0	11,959.43	51,250.00	(39,290.57)	(76.7)
Operational Permits	10442500000	160.00	0.00	160.00	0.0	160.00	1,000.00	(840.00)	(84.0)
Special Events	10443000000	348.00	0.00	348.00	0.0	348.00	2,680.00	(2,332.00)	(87.0)
State of AZ/Off-District Fires	10480000000	185,685.95	0.00	185,685.95	0.0	208,898.14	50,000.00	158,898.14	317.8
Interest Income-General Fund	10490000000	13,226.89	0.00	13,226.89	0.0	31,936.10	30,000.00	1,936.10	6.5
Interest Income-Cap Rsv Fund	10490100000	17,888.57	0.00	17,888.57	0.0	17,888.57	0.00	17,888.57	0.0
Misc. Revenues	10510000000	194.52	0.00	194.52	0.0	1,508.43	10,900.00	(9,391.57)	(86.2)
PAWUIC/ Defensible Space Reimbursements	10512531000	10,449.57	0.00	10,449.57	0.0	15,399.57	24,000.00	(8,600.43)	(35.8)
Tech Services Contracting Revenue	10514041000	53,000.00	0.00	53,000.00	0.0	61,354.75	178,000.00	(116,645.25)	(65.5)
Supplies for Outside Agency Work	10514141000	0.00	0.00	0.00	0.0	0.00	10,000.00	(10,000.00)	(100.0)
Donations	10540000000	0.00	0.00	0.00	0.0	0.00	500.00	(500.00)	(100.0)
Grants-FEMA- SAFER	10543000000	0.00	0.00	0.00	0.0	0.00	306,934.00	(306,934.00)	(100.0)
Grant-FEMA-PPE	10543050005	0.00	0.00	0.00	0.0	0.00	24,000.00	(24,000.00)	(100.0)
Misc. Prevention	10560000000	200.00	0.00	200.00	0.0	200.00	2,800.00	(2,600.00)	(92.9)
Warehouse Purchasing Group	10570000000	10,654.18	0.00	10,654.18	0.0	28,954.18	210,000.00	(181,045.82)	(86.2)
61 Lease Revenue	10585500000	6,000.00	0.00	6,000.00	0.0	18,000.00	30,000.00	(12,000.00)	(40.0)
CARTA Classes	10590000000	800.00	0.00	800.00	0.0	1,600.00	15,000.00	(13,400.00)	(89.3)
CPR/EMS classes	10590500000	350.00	0.00	350.00	0.0	350.00	26,000.00	(25,650.00)	(98.7)
<b>Net Revenues</b>		<b>\$394,683.68</b>	<b>\$0.00</b>	<b>\$394,683.68</b>	<b>0.0 %</b>	<b>\$914,809.19</b>	<b>\$24,045,263.00</b>	<b>\$(23,130,453.81)</b>	<b>(96.2)%</b>
<b><u>Personnel Expenses</u></b>									
Salaries/Admin	10610010000	\$68,205.29	\$0.00	\$(68,205.29)	0.0%	\$169,790.10	\$981,729.00	\$811,938.90	82.7%
Salaries/Prevention	10610020000	23,787.94	0.00	(23,787.94)	0.0	59,443.45	345,876.00	286,432.55	82.8
Salaries/Operations	10610030000	561,926.77	0.00	(561,926.77)	0.0	1,421,830.78	7,909,811.00	6,487,980.22	82.0
Salaries/Training	10610035000	15,326.76	0.00	(15,326.76)	0.0	35,890.53	222,320.00	186,429.47	83.9
Salaries/Communications	10610041000	28,219.80	0.00	(28,219.80)	0.0	68,342.50	400,314.00	331,971.50	82.9
Salaries/Facilities Maintenance	10610043000	8,819.20	0.00	(8,819.20)	0.0	22,032.00	92,645.00	70,613.00	76.2
Salaries/Fleet Maint	10610048000	32,851.20	0.00	(32,851.20)	0.0	78,624.00	400,020.00	321,396.00	80.3
Salaries/Warehouse	10610049000	7,711.20	0.00	(7,711.20)	0.0	19,242.60	124,535.00	105,292.40	84.5
CEO/ Fire Chief	10610110000	11,877.70	0.00	(11,877.70)	0.0	29,575.47	154,410.00	124,834.53	80.8
Special Detail/Prevention	10610320000	150.00	0.00	(150.00)	0.0	150.00	0.00	(150.00)	0.0
Special Detail/Fire Pals	10610320400	50.00	0.00	(50.00)	0.0	550.00	12,600.00	12,050.00	95.6
Special Detail/ Babysitting Classes	10610320402	0.00	0.00	0.00	0.0	150.00	250.00	100.00	40.0

9/12/19  
11:02:09 AM

**CAFMA-Central Arizona Fire and Medical**  
**Income Statement**  
(Original Budget to Actual Comparison)  
For the period of 8/1/2019 Through 8/31/2019

Fund: (10) General Fund

	Account	Current Period				Year To Date			
		Actual	Budget	Variance	%	Actual	Budget	Variance	%
Special Detail/CRMD/Spec Ev Assign Pay	10610320403	0.00	0.00	0.00	0.0	150.00	6,500.00	6,350.00	97.7
Special Detail / OPS	10610330000	387.50	0.00	(387.50)	0.0	481.25	0.00	(481.25)	0.0
Spec Det/Ops CPR Prgrm Int/Ext	10610330425	412.50	0.00	(412.50)	0.0	612.50	5,000.00	4,387.50	87.8
Telestaff Maintenance	10610330426	0.00	0.00	0.00	0.0	0.00	2,000.00	2,000.00	100.0
Spec Det/Ops Emplpyee Hlth Immuniz Prgrm	10610330431	0.00	0.00	0.00	0.0	0.00	1,400.00	1,400.00	100.0
Spec Det/Ops Cisd Program Shift Peers	10610330435	0.00	0.00	0.00	0.0	0.00	500.00	500.00	100.0
Spec Det/Ops/Tower Work	10610330439	900.00	0.00	(900.00)	0.0	1,112.50	6,500.00	5,387.50	82.9
Spec Det/Ops Haz Mat Program	10610330440	0.00	0.00	0.00	0.0	0.00	625.00	625.00	100.0
Spec Det/Ops Hose Program	10610330441	0.00	0.00	0.00	0.0	0.00	500.00	500.00	100.0
Spec Det/Ops SCBA Program	10610330442	0.00	0.00	0.00	0.0	0.00	6,500.00	6,500.00	100.0
Spec Det/Ops Recruit Academy	10610330447	162.50	0.00	(162.50)	0.0	162.50	8,700.00	8,537.50	98.1
Spec Det/Ops Promo Testing	10610330449	75.00	0.00	(75.00)	0.0	1,356.25	8,250.00	6,893.75	83.6
Spec Det/ Ops Misc.	10610330452	50.00	0.00	(50.00)	0.0	675.00	8,000.00	7,325.00	91.6
Spec Duty Training	10610335476	0.00	0.00	0.00	0.0	0.00	2,600.00	2,600.00	100.0
Spec Det/Trng Instr CARTA	10610335479	225.00	0.00	(225.00)	0.0	437.50	5,000.00	4,562.50	91.3
Spec Det/ In House EMS Training	10610335482	0.00	0.00	0.00	0.0	0.00	25,000.00	25,000.00	100.0
Spec Det/Tower Rescue/Instructor	10610335483	0.00	0.00	0.00	0.0	75.00	1,000.00	925.00	92.5
Spec Det/ Warehouse	10610349451	0.00	0.00	0.00	0.0	62.50	5,000.00	4,937.50	98.8
Acting Pay - Administration	10610410000	20.00	0.00	(20.00)	0.0	240.00	0.00	(240.00)	0.0
Acting Pay - Prevention	10610420000	40.00	0.00	(40.00)	0.0	80.00	500.00	420.00	84.0
Acting Pay - Ops	10610430000	2,812.00	0.00	(2,812.00)	0.0	8,334.50	41,610.00	33,275.50	80.0
Acting Pay - Fleet Maintenace	10610448000	0.00	0.00	0.00	0.0	0.00	400.00	400.00	100.0
Vacation/ Sick Leave Buy Back	10610530000	0.00	0.00	0.00	0.0	0.00	300,000.00	300,000.00	100.0
O.T. Salaries/Admin	10611010000	46.71	0.00	(46.71)	0.0	321.11	9,000.00	8,678.89	96.4
O.T. Salaries/ Prevention	10611020000	281.10	0.00	(281.10)	0.0	590.00	15,000.00	14,410.00	96.1
Recall O.T./Operations	10611030000	1,761.94	0.00	(1,761.94)	0.0	4,249.92	45,000.00	40,750.08	90.6
SWAT Response / Coverage	10611030250	317.16	0.00	(317.16)	0.0	(1,174.74)	9,000.00	10,174.74	113.1
O.T. Salaries/CARTA	10611035000	0.00	0.00	0.00	0.0	0.00	2,828.00	2,828.00	100.0
O.T. Salaries/Tech Seives	10611041000	3,252.24	0.00	(3,252.24)	0.0	4,909.89	20,000.00	15,090.11	75.5
O.T. Salaries/Facilities Maintenance	10611043000	0.00	0.00	0.00	0.0	0.00	3,240.00	3,240.00	100.0
O.T. Salaries/ Fleet Maintenance	10611048000	589.88	0.00	(589.88)	0.0	1,326.07	18,000.00	16,673.93	92.6
O.T. Salaries/Warehouse	10611049000	885.30	0.00	(885.30)	0.0	1,430.10	15,000.00	13,569.90	90.5
FLSA Pay	10611130000	41,073.72	0.00	(41,073.72)	0.0	102,636.74	592,364.00	489,727.26	82.7
Shift O.T./Operations	10611230000	0.00	0.00	0.00	0.0	0.00	385,000.00	385,000.00	100.0
Shift OT Sal/Ops/Rte Shft Cov(AD,SL,FMLA	10611230200	30,318.15	0.00	(30,318.15)	0.0	85,422.84	0.00	(85,422.84)	0.0
Off District Wildland Fires	10611431000	138,820.79	0.00	(138,820.79)	0.0	266,129.77	20,000.00	(246,129.77)	(1230.6)
Training Captain OT	10611535300	0.00	0.00	0.00	0.0	85.94	29,200.00	29,114.06	99.7
Trng Cov/Special Duty Pay	10611535304	0.00	0.00	0.00	0.0	275.00	4,950.00	4,675.00	94.4

9/12/19  
11:02:09 AM

**CAFMA-Central Arizona Fire and Medical**  
**Income Statement**  
(Original Budget to Actual Comparison)  
For the period of 8/1/2019 Through 8/31/2019

Fund: (10) General Fund

	Account	Current Period				Year To Date			
		Actual	Budget	Variance	%	Actual	Budget	Variance	%
Trng Cov/EVOC Driver Training Inst Pay	10611535307	0.00	0.00	0.00	0.0	0.00	2,500.00	2,500.00	100.0
Trng Cov/Swift Water Training Officers	10611535380	0.00	0.00	0.00	0.0	0.00	2,500.00	2,500.00	100.0
Trng Cov/Engine Co Training Coverage	10611835326	0.00	0.00	0.00	0.0	0.00	12,600.00	12,600.00	100.0
Trng Cov/OT Eng Co Trng Coverage	10611835330	1,814.43	0.00	(1,814.43)	0.0	1,814.43	26,500.00	24,685.57	93.2
Trng Cov/ OT Special Ops Training	10611835336	0.00	0.00	0.00	0.0	0.00	3,000.00	3,000.00	100.0
Trng Cov/Paramedic Upgrade Training	10611835337	0.00	0.00	0.00	0.0	49.29	10,000.00	9,950.71	99.5
Trng Cov/ OT TRT/ HAZ MAT Training	10611835338	0.00	0.00	0.00	0.0	0.00	12,000.00	12,000.00	100.0
ASRS Retirement/Admin	10612910000	6,582.23	0.00	(6,582.23)	0.0	16,607.78	84,598.00	67,990.22	80.4
ASRS Retirement/Prevention	10612920000	1,970.12	0.00	(1,970.12)	0.0	4,841.44	18,185.00	13,343.56	73.4
ASRS Retirement/Training	10612935000	160.39	0.00	(160.39)	0.0	160.39	3,814.00	3,653.61	95.8
ASRS Retirement/Tech Services	10612941000	4,574.78	0.00	(4,574.78)	0.0	9,600.04	49,597.00	39,996.96	80.6
ASRS Retirement/Facilities Maintenance	10612943000	1,119.84	0.00	(1,119.84)	0.0	2,783.31	11,314.00	8,530.69	75.4
ASRS Retirement/Fleet Maint	10612948000	2,414.52	0.00	(2,414.52)	0.0	5,647.08	31,364.00	25,716.92	82.0
ASRS Retirement/Warehouse	10612949000	1,630.04	0.00	(1,630.04)	0.0	4,233.52	16,465.00	12,231.48	74.3
PSPRS/Admin	10613010000	5,076.78	0.00	(5,076.78)	0.0	12,475.89	60,319.00	47,843.11	79.3
PSPRS/Prevention	10613020000	4,611.92	0.00	(4,611.92)	0.0	11,501.72	59,709.00	48,207.28	80.7
PSPRS Operations	10613030000	300,309.17	0.00	(300,309.17)	0.0	760,205.11	3,893,797.00	3,133,591.89	80.5
PSPRS/ CARTA	10613035000	8,412.32	0.00	(8,412.32)	0.0	19,282.08	86,488.00	67,205.92	77.7
PSPRS/ Fleet Maint	10613048000	4,085.26	0.00	(4,085.26)	0.0	9,824.71	57,809.00	47,984.29	83.0
401A/Admin	10613210000	2,030.47	0.00	(2,030.47)	0.0	4,698.72	68,242.00	63,543.28	93.1
401A Retirement / Ops	10613230000	16,395.51	0.00	(16,395.51)	0.0	37,721.63	261,185.00	223,463.37	85.6
401A/ Fire Chief	10613310000	736.42	0.00	(736.42)	0.0	1,833.69	30,295.00	28,461.31	93.9
Worker's Comp Insurance/Admin	10615010000	0.00	0.00	0.00	0.0	0.00	22,010.00	22,010.00	100.0
Worker's Comp/Prevention	10615020000	0.00	0.00	0.00	0.0	0.00	18,104.00	18,104.00	100.0
Worker's Comp / Ops	10615030000	0.00	0.00	0.00	0.0	146,892.00	436,871.00	289,979.00	66.4
Worker's Comp/Training	10615035000	0.00	0.00	0.00	0.0	0.00	10,706.00	10,706.00	100.0
Worker's Comp/Comm	10615041000	0.00	0.00	0.00	0.0	0.00	19,986.00	19,986.00	100.0
Worker's Comp/Facilities	10615043000	0.00	0.00	0.00	0.0	0.00	4,559.00	4,559.00	100.0
Worker's Comp/Maint	10615048000	0.00	0.00	0.00	0.0	0.00	19,896.00	19,896.00	100.0
Worker's Comp/Warehouse	10615049000	0.00	0.00	0.00	0.0	0.00	6,635.00	6,635.00	100.0
Worker's Comp/Volunteers	10615110000	0.00	0.00	0.00	0.0	0.00	101.00	101.00	100.0
Worker's Comp Wages Reimbursement	10616500000	0.00	0.00	0.00	0.0	22.83	0.00	(22.83)	0.0
Unemployment Insurance/Admin	10617010000	0.00	0.00	0.00	0.0	0.00	3,211.00	3,211.00	100.0
Unemployment/Prevention	10617020000	0.00	0.00	0.00	0.0	0.00	856.00	856.00	100.0
Unemployment Insurance/Ops	10617030000	0.00	0.00	0.00	0.0	0.00	23,333.00	23,333.00	100.0
Unemployment / Training	10617035000	17.71	0.00	(17.71)	0.0	17.71	642.00	624.29	97.2
Unemployment/Communications	10617041000	29.06	0.00	(29.06)	0.0	29.06	856.00	826.94	96.6
Unemployment/Facilities	10617043000	0.00	0.00	0.00	0.0	0.00	321.00	321.00	100.0



**CAFMA-Central Arizona Fire and Medical**  
**Income Statement**  
(Original Budget to Actual Comparison)  
For the period of 8/1/2019 Through 8/31/2019

Fund: (10) General Fund

	Account	Current Period				Year To Date			
		Actual	Budget	Variance	%	Actual	Budget	Variance	%
Unemployment/Maint	10617048000	46.66	0.00	(46.66)	0.0	93.50	1,231.00	1,137.50	92.4
Unemployment/Warehouse	10617049000	0.00	0.00	0.00	0.0	0.00	321.00	321.00	100.0
401A-ASRS/Admin	10618010000	3,646.79	0.00	(3,646.79)	0.0	9,228.01	54,023.00	44,794.99	82.9
401A-ASRS/Prevention	10618020000	1,544.70	0.00	(1,544.70)	0.0	3,526.37	13,841.00	10,314.63	74.5
401A-ASRS/Training	10618035000	77.33	0.00	(77.33)	0.0	77.33	2,179.00	2,101.67	96.5
401A-ASRS/Communication	10618041000	2,278.34	0.00	(2,278.34)	0.0	4,868.72	26,359.00	21,490.28	81.5
401A-ASRS/Facilities Maint	10618043000	428.06	0.00	(428.06)	0.0	1,069.37	1,575.00	505.63	32.1
401A-ASRS/ Maint	10618048000	1,164.02	0.00	(1,164.02)	0.0	2,735.43	16,504.00	13,768.57	83.4
401A-ASRS/ Warehouse	10618049000	808.27	0.00	(808.27)	0.0	2,100.81	8,651.00	6,550.19	75.7
Medicare / Admin	10618110000	1,289.59	0.00	(1,289.59)	0.0	3,200.88	16,605.00	13,404.12	80.7
Medicare Exp/Prevention	10618120000	343.23	0.00	(343.23)	0.0	858.95	5,521.00	4,662.05	84.4
Medicare / OPS	10618130000	10,721.37	0.00	(10,721.37)	0.0	26,365.69	137,570.00	111,204.31	80.8
Medicare Exp/CARTA	10618135000	261.88	0.00	(261.88)	0.0	579.97	3,265.00	2,685.03	82.2
Medicare Exp/Communications	10618141000	524.97	0.00	(524.97)	0.0	1,122.92	6,195.00	5,072.08	81.9
Medicare Exp/Facilities Maintenance	10618143000	124.62	0.00	(124.62)	0.0	312.95	1,390.00	1,077.05	77.5
Medicare Exp/Maint	10618148000	577.46	0.00	(577.46)	0.0	1,254.00	6,067.00	4,813.00	79.3
Medicare Exp/Warehouse	10618149000	189.04	0.00	(189.04)	0.0	491.33	2,023.00	1,531.67	75.7
Post Employment Health Plan	10618530000	9,848.98	0.00	(9,848.98)	0.0	23,908.87	105,217.00	81,308.13	77.3
Medical Insurance./Admin	10619010000	3,008.00	0.00	(3,008.00)	0.0	13,216.70	129,600.00	116,383.30	89.8
Medical Insurance/Prevention	10619020000	752.00	0.00	(752.00)	0.0	3,314.32	40,500.00	37,185.68	91.8
Medical Insurance/OPS	10619030000	23,318.58	0.00	(23,318.58)	0.0	139,416.96	947,700.00	808,283.04	85.3
Medical Insurance/Training	10619035000	482.00	0.00	(482.00)	0.0	2,119.99	32,400.00	30,280.01	93.5
Medical Insurance/Comm	10619041000	1,176.00	0.00	(1,176.00)	0.0	4,491.65	40,500.00	36,008.35	88.9
Medical Insurance/Facilities	10619043000	376.00	0.00	(376.00)	0.0	1,679.66	12,150.00	10,470.34	86.2
Medical Insurance/Maint	10619048000	1,070.00	0.00	(1,070.00)	0.0	4,290.65	46,575.00	42,284.35	90.8
Medical Insurance/Warehouse	10619049000	212.00	0.00	(212.00)	0.0	1,250.66	12,150.00	10,899.34	89.7
Medical Insurance Assistance/OPS	10619130000	0.00	0.00	0.00	0.0	0.00	376,000.00	376,000.00	100.0
<b>Total Personnel Expenses</b>		<b>\$1,407,598.21</b>	<b>\$0.00</b>	<b>\$(1,407,598.21)</b>	<b>0.0 %</b>	<b>\$3,687,421.69</b>	<b>\$19,665,157.00</b>	<b>\$15,977,735.31</b>	<b>81.2 %</b>
<b><u>Supply Expenses</u></b>									
Office Supplies / Admin	10620010000	\$329.99	\$0.00	\$(329.99)	0.0%	\$95.24	\$500.00	\$404.76	81.0%
Office Supplies / Tech Services	10620041000	0.00	0.00	0.00	0.0	32.64	500.00	467.36	93.5
Office Supplies	10620049000	534.65	0.00	(534.65)	0.0	766.46	12,500.00	11,733.54	93.9
Computer Supplies & Software / Training	10620135000	0.00	0.00	0.00	0.0	0.00	17,200.00	17,200.00	100.0
Computer Supplies & Equipment / Communic	10620141000	8,431.07	0.00	(8,431.07)	0.0	18,691.08	195,760.00	177,068.92	90.5
In House Dupl & Prtg	10620510000	1,851.96	0.00	(1,851.96)	0.0	3,369.58	15,000.00	11,630.42	77.5
In House Dupl & Prtg/ Warehouse	10620549000	0.00	0.00	0.00	0.0	2,692.56	17,250.00	14,557.44	84.4
District Fire Corps Program	10621010000	0.00	0.00	0.00	0.0	0.00	500.00	500.00	100.0

9/12/19  
11:02:09 AM

**CAFMA-Central Arizona Fire and Medical**  
**Income Statement**  
(Original Budget to Actual Comparison)  
For the period of 8/1/2019 Through 8/31/2019

Fund: (10) General Fund

	Account	Current Period				Year To Date			
		Actual	Budget	Variance	%	Actual	Budget	Variance	%
District Mapping Program	10621141000	0.00	0.00	0.00	0.0	0.00	6,200.00	6,200.00	100.0
Employee Health & Wellness Supplies	10621230000	0.00	0.00	0.00	0.0	0.00	157.00	157.00	100.0
Medical Supplies	10621530000	11,097.88	0.00	(11,097.88)	0.0	21,686.59	92,200.00	70,513.41	76.5
CPR Supplies & Books	10621630000	1,430.00	0.00	(1,430.00)	0.0	1,430.00	10,000.00	8,570.00	85.7
Medical Equipment Replacement	10621730000	949.85	0.00	(949.85)	0.0	1,401.36	21,000.00	19,598.64	93.3
Fuel (Diesel & Gas)	10622048000	3,129.25	0.00	(3,129.25)	0.0	33,952.11	235,000.00	201,047.89	85.6
Oil & Lubr. (Routine)	10622148000	392.74	0.00	(392.74)	0.0	392.74	16,500.00	16,107.26	97.6
Uniforms/Admin	10623010000	0.00	0.00	0.00	0.0	0.00	125.00	125.00	100.0
Uniforms-Freitag, Scott	10623010100	0.00	0.00	0.00	0.0	0.00	450.00	450.00	100.0
Uniforms-Tharp, Dave	10623010101	0.00	0.00	0.00	0.0	0.00	450.00	450.00	100.0
Uniforms - Mowrer, Laura	10623010102	0.00	0.00	0.00	0.0	0.00	125.00	125.00	100.0
Uniforms - Frawley, Teresa	10623010103	0.00	0.00	0.00	0.0	0.00	125.00	125.00	100.0
Uniforms - Butler, Karen	10623010104	0.00	0.00	0.00	0.0	0.00	125.00	125.00	100.0
Uniforms-Brookins, Patty	10623010105	0.00	0.00	0.00	0.0	0.00	125.00	125.00	100.0
Uniforms - DeJoria, Dana	10623010106	0.00	0.00	0.00	0.0	0.00	125.00	125.00	100.0
Uniforms - Spingola, Debbie	10623010107	0.00	0.00	0.00	0.0	0.00	125.00	125.00	100.0
Uniforms - Dixon, Susanne	10623010109	0.00	0.00	0.00	0.0	0.00	125.00	125.00	100.0
Uniforms - Bliss, Scott	10623010111	0.00	0.00	0.00	0.0	0.00	450.00	450.00	100.0
Uniforms - Viscardi, Karen	10623010112	0.00	0.00	0.00	0.0	0.00	125.00	125.00	100.0
Uniforms - Burch, Kylee	10623010114	0.00	0.00	0.00	0.0	0.00	125.00	125.00	100.0
Uniforms - Katie Reeves	10623010116	0.00	0.00	0.00	0.0	0.00	125.00	125.00	100.0
Uniforms-Lambrecht, Marci	10623010117	0.00	0.00	0.00	0.0	0.00	125.00	125.00	100.0
Uniforms - Slay, Marcie	10623010118	0.00	0.00	0.00	0.0	0.00	125.00	125.00	100.0
Uniforms-Chase, Rick	10623020100	0.00	0.00	0.00	0.0	0.00	450.00	450.00	100.0
Uniforms-Smith, Andie	10623020101	0.00	0.00	0.00	0.0	0.00	450.00	450.00	100.0
Uniforms - Dowdy, Chuck	10623020106	0.00	0.00	0.00	0.0	0.00	450.00	450.00	100.0
Uniforms - Brett Mills	10623020107	0.00	0.00	0.00	0.0	0.00	450.00	450.00	100.0
Uniforms/Operations	10623030000	1,468.40	0.00	(1,468.40)	0.0	1,510.13	20,380.00	18,869.87	92.6
Uniforms-Polacek, Jeff	10623030100	0.00	0.00	0.00	0.0	0.00	450.00	450.00	100.0
Uniforms-Davis, Brad	10623030102	0.00	0.00	0.00	0.0	0.00	450.00	450.00	100.0
Uniforms-Carothers, Cougan	10623030103	0.00	0.00	0.00	0.0	13.91	450.00	436.09	96.9
Uniforms-Abel, Todd	10623030104	0.00	0.00	0.00	0.0	0.00	450.00	450.00	100.0
Uniforms-Burch, Brian	10623030105	0.00	0.00	0.00	0.0	0.00	450.00	450.00	100.0
Uniforms-Duplessis, Rob	10623030107	0.00	0.00	0.00	0.0	0.00	450.00	450.00	100.0
Uniforms-Fields, Brody	10623030108	0.00	0.00	0.00	0.0	0.00	450.00	450.00	100.0
Uniforms-Lys, Damian	10623030110	0.00	0.00	0.00	0.0	0.00	450.00	450.00	100.0
Uniforms-Mauldin, Mark	10623030111	0.00	0.00	0.00	0.0	0.00	450.00	450.00	100.0
Uniforms-Niemynsi, Doug	10623030115	0.00	0.00	0.00	0.0	0.00	450.00	450.00	100.0

9/12/19  
11:02:09 AM

**CAFMA-Central Arizona Fire and Medical**  
**Income Statement**  
(Original Budget to Actual Comparison)  
For the period of 8/1/2019 Through 8/31/2019

Fund: (10) General Fund

	Account	Actual	Current Period			Actual	Year To Date		
			Budget	Variance	%		Budget	Variance	%
Uniforms-Olson, Rick	10623030116	0.00	0.00	0.00	0.0	0.00	450.00	450.00	100.0
Uniforms-Prange, Ross	10623030118	0.00	0.00	0.00	0.0	0.00	450.00	450.00	100.0
Uniforms-Smith, Travis	10623030119	0.00	0.00	0.00	0.0	0.00	450.00	450.00	100.0
Uniforms-Stooks, Craig	10623030120	0.00	0.00	0.00	0.0	0.00	450.00	450.00	100.0
Uniforms-Baker, Mark	10623030123	0.00	0.00	0.00	0.0	0.00	450.00	450.00	100.0
Uniforms-Brown, Dennis	10623030125	0.00	0.00	0.00	0.0	0.00	450.00	450.00	100.0
Uniforms-Bushman, James	10623030126	0.00	0.00	0.00	0.0	0.00	450.00	450.00	100.0
Uniforms-Curry, Robert	10623030127	0.00	0.00	0.00	0.0	0.00	450.00	450.00	100.0
Uniforms-Edwards, David	10623030129	0.00	0.00	0.00	0.0	0.00	450.00	450.00	100.0
Uniforms-Fields, Zach	10623030130	0.00	0.00	0.00	0.0	0.00	450.00	450.00	100.0
Uniforms-Fournier, Nick	10623030131	0.00	0.00	0.00	0.0	0.00	450.00	450.00	100.0
Uniforms-Hlavack, Evan	10623030132	0.00	0.00	0.00	0.0	0.00	450.00	450.00	100.0
Uniforms-Huddleston, Michael	10623030133	0.00	0.00	0.00	0.0	0.00	450.00	450.00	100.0
Uniforms-Horstman, Stephen	10623030134	0.00	0.00	0.00	0.0	0.00	450.00	450.00	100.0
Uniforms-King, Jeremiah	10623030135	0.00	0.00	0.00	0.0	0.00	450.00	450.00	100.0
Uniforms-Kuykendall, Jeff	10623030136	0.00	0.00	0.00	0.0	13.91	450.00	436.09	96.9
Uniforms-Litchfield, Ron	10623030137	0.00	0.00	0.00	0.0	0.00	450.00	450.00	100.0
Uniforms-McFadden, Mike	10623030138	0.00	0.00	0.00	0.0	0.00	450.00	450.00	100.0
Uniforms-Nolan, Jason	10623030139	0.00	0.00	0.00	0.0	0.00	450.00	450.00	100.0
Uniforms-Pruitt, Rob	10623030142	0.00	0.00	0.00	0.0	0.00	450.00	450.00	100.0
Uniforms-Seets, JW	10623030143	0.00	0.00	0.00	0.0	0.00	450.00	450.00	100.0
Uniforms-Tucker, Mike	10623030144	0.00	0.00	0.00	0.0	0.00	450.00	450.00	100.0
Uniforms-Barmum, Josh	10623030146	0.00	0.00	0.00	0.0	0.00	450.00	450.00	100.0
Uniforms-Blum, Rodney	10623030148	0.00	0.00	0.00	0.0	0.00	450.00	450.00	100.0
Uniforms-Cruz, Steve	10623030150	0.00	0.00	0.00	0.0	0.00	450.00	450.00	100.0
Uniforms-Cunningham, Cody	10623030151	0.00	0.00	0.00	0.0	0.00	450.00	450.00	100.0
Uniforms-Dibble, Gordon	10623030152	0.00	0.00	0.00	0.0	0.00	450.00	450.00	100.0
Uniforms-Eckle, Kellan	10623030153	0.00	0.00	0.00	0.0	13.91	450.00	436.09	96.9
Uniforms-Ferris, Ryan	10623030154	0.00	0.00	0.00	0.0	0.00	450.00	450.00	100.0
Uniforms-Kirk, Jason	10623030155	0.00	0.00	0.00	0.0	0.00	450.00	450.00	100.0
Uniforms-Kontz, Mike	10623030156	0.00	0.00	0.00	0.0	23.69	450.00	426.31	94.7
Uniforms-Loperman, Keith	10623030157	0.00	0.00	0.00	0.0	13.91	450.00	436.09	96.9
Uniforms-Mazon, Josh	10623030158	0.00	0.00	0.00	0.0	0.00	450.00	450.00	100.0
Uniforms-Mazzella, Marc	10623030159	0.00	0.00	0.00	0.0	13.91	450.00	436.09	96.9
Uniforms-McFadden, Matt	10623030160	0.00	0.00	0.00	0.0	0.00	450.00	450.00	100.0
Uniforms-Croft, Adam	10623030161	0.00	0.00	0.00	0.0	0.00	450.00	450.00	100.0
Uniforms-Parra, Payton	10623030164	0.00	0.00	0.00	0.0	0.00	450.00	450.00	100.0
Uniforms-Pena, Chris	10623030165	0.00	0.00	0.00	0.0	0.00	450.00	450.00	100.0

9/12/19  
11:02:09 AM

**CAFMA-Central Arizona Fire and Medical**  
**Income Statement**  
(Original Budget to Actual Comparison)  
For the period of 8/1/2019 Through 8/31/2019

Fund: (10) General Fund

	Account	Actual	Current Period			Actual	Year To Date		
			Budget	Variance	%		Budget	Variance	%
Uniforms-Poliakon, Brett	10623030166	0.00	0.00	0.00	0.0	0.00	450.00	450.00	100.0
Uniforms-Postula, Justin	10623030167	0.00	0.00	0.00	0.0	0.00	450.00	450.00	100.0
Uniforms-Postula, Karl	10623030168	0.00	0.00	0.00	0.0	0.00	450.00	450.00	100.0
Uniforms-Reyes, Adam	10623030169	0.00	0.00	0.00	0.0	0.00	450.00	450.00	100.0
Uniforms-Ryan, Keith	10623030171	0.00	0.00	0.00	0.0	0.00	450.00	450.00	100.0
Uniforms-Sheldon, Wes	10623030172	0.00	0.00	0.00	0.0	13.91	450.00	436.09	96.9
Uniforms-Sims, Mike	10623030173	0.00	0.00	0.00	0.0	13.91	450.00	436.09	96.9
Uniforms-Wittenberg, Dave	10623030174	0.00	0.00	0.00	0.0	0.00	450.00	450.00	100.0
Uniforms-Jones, Shaun	10623030175	0.00	0.00	0.00	0.0	0.00	450.00	450.00	100.0
Uniforms-Perkins, Shane	10623030176	0.00	0.00	0.00	0.0	0.00	450.00	450.00	100.0
Uniforms-Wagner, Adam	10623030177	0.00	0.00	0.00	0.0	0.00	450.00	450.00	100.0
Uniforms-Butler, Jason	10623030179	0.00	0.00	0.00	0.0	0.00	450.00	450.00	100.0
Uniforms-Turner, Kenny	10623030181	0.00	0.00	0.00	0.0	0.00	450.00	450.00	100.0
Uniforms-Trask, Ryan	10623030182	0.00	0.00	0.00	0.0	0.00	450.00	450.00	100.0
Uniforms-Runo, Kyle	10623030183	0.00	0.00	0.00	0.0	0.00	450.00	450.00	100.0
Uniforms-Brunk, Jake	10623030184	0.00	0.00	0.00	0.0	0.00	450.00	450.00	100.0
Uniforms-Mayhall, Matt	10623030186	0.00	0.00	0.00	0.0	23.69	450.00	426.31	94.7
Uniforms-Cox, Phillip	10623030187	0.00	0.00	0.00	0.0	0.00	450.00	450.00	100.0
Uniforms- Apolinar, Jon	10623030188	0.00	0.00	0.00	0.0	0.00	450.00	450.00	100.0
Uniforms-Buchanan, Ben	10623030189	0.00	0.00	0.00	0.0	0.00	450.00	450.00	100.0
Uniforms-Bulter, Scott	10623030190	0.00	0.00	0.00	0.0	0.00	450.00	450.00	100.0
Uniforms-Buntin, Darrell	10623030191	0.00	0.00	0.00	0.0	0.00	450.00	450.00	100.0
Uniforms-Copenhaver, Doug	10623030192	0.00	0.00	0.00	0.0	0.00	450.00	450.00	100.0
Uniforms-Davidson, Glenn	10623030194	0.00	0.00	0.00	0.0	0.00	450.00	450.00	100.0
Uniforms-Douglas, Ren	10623030195	0.00	0.00	0.00	0.0	0.00	450.00	450.00	100.0
Uniforms-Gallman, Timothy	10623030196	0.00	0.00	0.00	0.0	0.00	450.00	450.00	100.0
Uniforms-Ginn, Eric	10623030197	0.00	0.00	0.00	0.0	0.00	450.00	450.00	100.0
Uniforms-Gnagey, Dan	10623030198	0.00	0.00	0.00	0.0	13.91	450.00	436.09	96.9
Uniforms-Guzzo, Nick	10623030200	0.00	0.00	0.00	0.0	0.00	450.00	450.00	100.0
Uniforms-Ingrao, Jory	10623030201	0.00	0.00	0.00	0.0	0.00	450.00	450.00	100.0
Uniforms-Jacobson, Terry	10623030202	0.00	0.00	0.00	0.0	0.00	450.00	450.00	100.0
Uniforms-Lynch, Peter	10623030204	0.00	0.00	0.00	0.0	0.00	450.00	450.00	100.0
Uniforms-Merrill, Eric	10623030205	0.00	0.00	0.00	0.0	0.00	450.00	450.00	100.0
Uniforms-Muniz, Tom Jr.	10623030206	0.00	0.00	0.00	0.0	13.91	450.00	436.09	96.9
Uniforms-Nelson, Mike	10623030207	0.00	0.00	0.00	0.0	0.00	450.00	450.00	100.0
Uniforms-Rendl, Bob	10623030209	0.00	0.00	0.00	0.0	0.00	450.00	450.00	100.0
Uniforms-Roberts, Jerry	10623030210	0.00	0.00	0.00	0.0	0.00	450.00	450.00	100.0
Uniforms-Roche, Ben	10623030211	0.00	0.00	0.00	0.0	23.69	450.00	426.31	94.7

9/12/19  
11:02:09 AM

**CAFMA-Central Arizona Fire and Medical**  
**Income Statement**  
(Original Budget to Actual Comparison)  
For the period of 8/1/2019 Through 8/31/2019

Fund: (10) General Fund

	Account	Actual	Current Period			Actual	Year To Date		
			Budget	Variance	%		Budget	Variance	%
Uniforms-Rose, Cody	10623030212	0.00	0.00	0.00	0.0	0.00	450.00	450.00	100.0
Uniforms-Schuster, Alan	10623030213	0.00	0.00	0.00	0.0	0.00	450.00	450.00	100.0
Uniforms-Snyder, Tim	10623030214	0.00	0.00	0.00	0.0	0.00	450.00	450.00	100.0
Uniforms-Stewart, Jeff	10623030215	0.00	0.00	0.00	0.0	0.00	450.00	450.00	100.0
Uniforms-Tarver, Shawn	10623030216	0.00	0.00	0.00	0.0	0.00	450.00	450.00	100.0
Uniforms- Zazueta, Rob	10623030217	0.00	0.00	0.00	0.0	0.00	450.00	450.00	100.0
Uniforms-McCarty Dan	10623030218	0.00	0.00	0.00	0.0	0.00	450.00	450.00	100.0
Uniforms, Croft, Adam	10623030219	0.00	0.00	0.00	0.0	0.00	450.00	450.00	100.0
Uniforms-Butterfield, Jesse	10623030220	0.00	0.00	0.00	0.0	0.00	450.00	450.00	100.0
Uniforms-Rafters, Cody	10623030221	0.00	0.00	0.00	0.0	0.00	450.00	450.00	100.0
Uniforms-Weiland, Kayleen	10623030222	0.00	0.00	0.00	0.0	0.00	450.00	450.00	100.0
Uniforms-Burch, Caden	10623030223	0.00	0.00	0.00	0.0	0.00	450.00	450.00	100.0
Uniforms-Hall, Jace	10623030224	0.00	0.00	0.00	0.0	0.00	450.00	450.00	100.0
Uniforms-Smith Russell	10623030225	0.00	0.00	0.00	0.0	0.00	450.00	450.00	100.0
Uniforms-McGuire, Thaddeus	10623030226	0.00	0.00	0.00	0.0	0.00	450.00	450.00	100.0
Uniforms-Rocha, Edgar	10623030227	0.00	0.00	0.00	0.0	13.91	450.00	436.09	96.9
Uniforms-Thompson, Jake	10623030228	0.00	0.00	0.00	0.0	0.00	450.00	450.00	100.0
Uniforms-Vanatta, Justin	10623030229	0.00	0.00	0.00	0.0	23.69	450.00	426.31	94.7
Uniforms-Hallawell, Nate	10623030230	0.00	0.00	0.00	0.0	0.00	450.00	450.00	100.0
Uniforms-Tillich, Tim	10623030231	0.00	0.00	0.00	0.0	0.00	450.00	450.00	100.0
Uniforms-Hutchison, Ethan	10623030232	0.00	0.00	0.00	0.0	13.91	450.00	436.09	96.9
Uniforms - Gillhan, Jim	10623030233	0.00	0.00	0.00	0.0	0.00	450.00	450.00	100.0
Uniforms-Moore, Aaron	10623030234	0.00	0.00	0.00	0.0	0.00	450.00	450.00	100.0
Uniforms-Harper, Leslie	10623030235	0.00	0.00	0.00	0.0	0.00	450.00	450.00	100.0
Uniforms-Grossman, Luke	10623030236	0.00	0.00	0.00	0.0	13.91	450.00	436.09	96.9
Uniforms-Perez, Tony	10623030237	0.00	0.00	0.00	0.0	0.00	450.00	450.00	100.0
Uniforms, Gray, JT	10623030238	0.00	0.00	0.00	0.0	0.00	450.00	450.00	100.0
Uniforms/Operations - Honor Guard	10623030540	0.00	0.00	0.00	0.0	0.00	4,000.00	4,000.00	100.0
Uniforms - Training	10623035000	0.00	0.00	0.00	0.0	0.00	1,200.00	1,200.00	100.0
Uniforms - Feddema, John	10623035103	0.00	0.00	0.00	0.0	0.00	450.00	450.00	100.0
Uniforms-Parra Dustin	10623035105	0.00	0.00	0.00	0.0	0.00	450.00	450.00	100.0
Uniforms-Frazier, Tony	10623041101	0.00	0.00	0.00	0.0	151.80	450.00	298.20	66.3
Uniforms-Legge, David	10623041102	0.00	0.00	0.00	0.0	0.00	450.00	450.00	100.0
Uniforms-Freeman, Michael	10623041103	0.00	0.00	0.00	0.0	0.00	450.00	450.00	100.0
Uniforms-Van Tuyl, Jonah	10623041104	65.42	0.00	(65.42)	0.0	65.42	450.00	384.58	85.5
Uniforms-Crossman, Eric	10623043101	72.91	0.00	(72.91)	0.0	72.91	450.00	377.09	83.8
Uniforms-Scaife, Domenic	10623048100	0.00	0.00	0.00	0.0	0.00	450.00	450.00	100.0
Uniforms-Reyes, Charlie	10623048101	0.00	0.00	0.00	0.0	23.69	450.00	426.31	94.7

9/12/19  
11:02:09 AM

**CAFMA-Central Arizona Fire and Medical**  
**Income Statement**  
(Original Budget to Actual Comparison)  
For the period of 8/1/2019 Through 8/31/2019

Fund: (10) General Fund

	Account	Current Period				Year To Date			
		Actual	Budget	Variance	%	Actual	Budget	Variance	%
Uniforms-Beck, David	10623048102	0.00	0.00	0.00	0.0	0.00	450.00	450.00	100.0
Uniforms-Kohler, Travis	10623048105	0.00	0.00	0.00	0.0	0.00	450.00	450.00	100.0
Uniforms - Chris Peckman	10623048107	0.00	0.00	0.00	0.0	0.00	450.00	450.00	100.0
Uniforms - Trujillo, Erik	10623049101	0.00	0.00	0.00	0.0	0.00	450.00	450.00	100.0
Protective Clothing	10623130000	2,908.12	0.00	(2,908.12)	0.0	9,579.71	121,360.00	111,780.29	92.1
Station Boots	10623130100	0.00	0.00	0.00	0.0	76.36	14,250.00	14,173.64	99.5
Library Reference Materials / Admin	10624010000	0.00	0.00	0.00	0.0	0.00	2,764.00	2,764.00	100.0
Operations Supplies/Routine	10624030000	0.00	0.00	0.00	0.0	0.00	5,550.00	5,550.00	100.0
Library Reference Materials/Tr Ctr	10624035000	0.00	0.00	0.00	0.0	0.00	6,450.00	6,450.00	100.0
Communications Supplies / Routine	10624041000	0.00	0.00	0.00	0.0	0.00	1,000.00	1,000.00	100.0
Facilities Maint Supplies/Routine	10624043000	0.00	0.00	0.00	0.0	0.00	530.00	530.00	100.0
Supplies/Prevention	10624220000	150.75	0.00	(150.75)	0.0	790.22	2,840.00	2,049.78	72.2
Supplies / Fleet Maintenance	10624248000	1,263.39	0.00	(1,263.39)	0.0	1,405.16	10,000.00	8,594.84	85.9
Supplies / Warehouse	10624249000	0.00	0.00	0.00	0.0	0.00	6,000.00	6,000.00	100.0
Library Reference Materials/Prevention	10624320000	49.96	0.00	(49.96)	0.0	49.96	2,960.00	2,910.04	98.3
Pub Ed/School Ed/Prevention	10624520000	5,209.00	0.00	(5,209.00)	0.0	5,209.00	12,015.00	6,806.00	56.6
Public Education/EMS	10624530000	0.00	0.00	0.00	0.0	0.00	2,500.00	2,500.00	100.0
Supplies-Warehouse Purchasing Group	10624549000	12,318.48	0.00	(12,318.48)	0.0	29,909.30	200,000.00	170,090.70	85.0
PAWUIC Defensiblw Space Grant	10624920010	3,510.00	0.00	(3,510.00)	0.0	9,279.57	24,000.00	14,720.43	61.3
Vehicle Maint (Routine)	10625048000	7,553.39	0.00	(7,553.39)	0.0	18,824.35	130,000.00	111,175.65	85.5
Vehicle Maint (Special Prjcts)	10625148000	780.42	0.00	(780.42)	0.0	780.42	6,500.00	5,719.58	88.0
FF Equipment Maintenance	10626048000	1,873.21	0.00	(1,873.21)	0.0	3,119.79	21,100.00	17,980.21	85.2
SCBA Supplies & Maint	10626348000	0.00	0.00	0.00	0.0	0.00	28,100.00	28,100.00	100.0
Tire Replacement	10626548000	3,903.45	0.00	(3,903.45)	0.0	4,545.01	40,000.00	35,454.99	88.6
Tire Repair	10626648000	0.00	0.00	0.00	0.0	285.69	3,000.00	2,714.31	90.5
Building Maint Supplies	10627043001	713.58	0.00	(713.58)	0.0	1,484.74	20,500.00	19,015.26	92.8
Building Maint Supplies/Prevention	10627043002	9.99	0.00	(9.99)	0.0	9.99	2,500.00	2,490.01	99.6
Building Maint Supplies-Administration	10627043011	235.60	0.00	(235.60)	0.0	710.60	7,000.00	6,289.40	89.8
Building Maint Supplies/CARTA	10627043035	865.34	0.00	(865.34)	0.0	2,846.96	13,500.00	10,653.04	78.9
Building Maint Supplies/Comm Building	10627043041	0.00	0.00	0.00	0.0	15.07	4,000.00	3,984.93	99.6
Building Maint Supplies/Maint Facility	10627043048	214.24	0.00	(214.24)	0.0	398.07	5,000.00	4,601.93	92.0
Building Maint Supplies/Warehouse	10627043049	0.00	0.00	0.00	0.0	0.00	5,000.00	5,000.00	100.0
Building Maint Supplies/Sta 50	10627043050	104.75	0.00	(104.75)	0.0	142.41	4,000.00	3,857.59	96.4
Building Maint Supplies/Sta 51	10627043051	4,383.71	0.00	(4,383.71)	0.0	4,383.71	5,600.00	1,216.29	21.7
Building Maint Supplies/Sta 52	10627043052	384.45	0.00	(384.45)	0.0	476.79	2,000.00	1,523.21	76.2
Building Maint Supplies/Sta 53	10627043053	263.04	0.00	(263.04)	0.0	589.54	5,000.00	4,410.46	88.2
Building Maint Supplies/Sta 54	10627043054	1,536.43	0.00	(1,536.43)	0.0	1,918.70	5,000.00	3,081.30	61.6
Building Maint Supplies/Sta 56	10627043056	58.82	0.00	(58.82)	0.0	58.82	2,000.00	1,941.18	97.1

9/12/19  
11:02:09 AM

**CAFMA-Central Arizona Fire and Medical**  
**Income Statement**  
(Original Budget to Actual Comparison)  
For the period of 8/1/2019 Through 8/31/2019

Fund: (10) General Fund

	Account	Current Period				Year To Date			
		Actual	Budget	Variance	%	Actual	Budget	Variance	%
Building Maint Supplies/Sta 57	10627043057	43.02	0.00	(43.02)	0.0	234.72	5,000.00	4,765.28	95.3
Building Maint Supplies/Sta 58	10627043058	416.70	0.00	(416.70)	0.0	416.70	5,000.00	4,583.30	91.7
Building Maint Supplies/Sta 59	10627043059	89.33	0.00	(89.33)	0.0	116.60	5,000.00	4,883.40	97.7
Building Maint Supplies - Station 61	10627043061	515.21	0.00	(515.21)	0.0	536.97	9,000.00	8,463.03	94.0
Building Maint Supplies - Station 62	10627043062	65.50	0.00	(65.50)	0.0	102.33	5,000.00	4,897.67	98.0
Building Maint Supplies - Station 63	10627043063	106.09	0.00	(106.09)	0.0	106.09	5,000.00	4,893.91	97.9
Building Maint Supplies- Large Projects	10627043100	12,688.87	0.00	(12,688.87)	0.0	32,167.50	112,500.00	80,332.50	71.4
Furniture & Fixture Replacement	10627143000	8,982.47	0.00	(8,982.47)	0.0	15,899.97	29,200.00	13,300.03	45.5
Furniture & Fixtures / Warehouse	10627149000	31.86	0.00	(31.86)	0.0	1,024.59	1,500.00	475.41	31.7
Janitorial / All Stations	10627249000	1,784.54	0.00	(1,784.54)	0.0	6,358.27	27,500.00	21,141.73	76.9
Station Supplies-All Stations	10627349000	65.17	0.00	(65.17)	0.0	65.17	5,500.00	5,434.83	98.8
Site / Equip Maint Supplies / Comm	10627441000	769.93	0.00	(769.93)	0.0	816.43	25,000.00	24,183.57	96.7
Radio/Pager Maintenance	10628041000	629.59	0.00	(629.59)	0.0	2,995.97	90,000.00	87,004.03	96.7
Supplies for Outside Agency Work	10628141000	2,339.88	0.00	(2,339.88)	0.0	2,339.88	10,000.00	7,660.12	76.6
Supplies for Outside Agency Work	10628148000	855.50	0.00	(855.50)	0.0	904.19	24,000.00	23,095.81	96.2
Batteries / Communications	10628841000	0.00	0.00	0.00	0.0	0.00	150.00	150.00	100.0
Batteries/ All Stations	10628849000	0.00	0.00	0.00	0.0	0.00	3,170.00	3,170.00	100.0
Firefighter Equipment Replacement	10628930000	9,839.69	0.00	(9,839.69)	0.0	11,941.98	41,300.00	29,358.02	71.1
Firefighting Equipment New Purchases	10629030000	0.00	0.00	0.00	0.0	0.00	15,000.00	15,000.00	100.0
Haz-Mat Equipment	10629130000	0.00	0.00	0.00	0.0	550.15	9,000.00	8,449.85	93.9
Comm/Radio Technician Equipment	10629241000	23.05	0.00	(23.05)	0.0	23.05	6,750.00	6,726.95	99.7
Technical Rescue Equipment	10629330000	0.00	0.00	0.00	0.0	0.00	14,000.00	14,000.00	100.0
Wildland Equipment Replacement	10629530000	0.00	0.00	0.00	0.0	0.00	5,000.00	5,000.00	100.0
CARTA Equipment/ Prop Supplies	10629635000	8.46	0.00	(8.46)	0.0	9,636.49	32,000.00	22,363.51	69.9
Exercise Equipment - Ops	10629730000	4,346.16	0.00	(4,346.16)	0.0	4,346.16	10,000.00	5,653.84	56.5
Small Tools/Facilities Maintenance	10630043000	954.85	0.00	(954.85)	0.0	954.85	11,500.00	10,545.15	91.7
Small Tools / Maintenance	10630048000	716.56	0.00	(716.56)	0.0	716.56	9,000.00	8,283.44	92.0
Small Tools / Warehouse	10630049000	0.00	0.00	0.00	0.0	0.00	900.00	900.00	100.0
Safety Equip & Supplies/Warehouse	10631049000	0.00	0.00	0.00	0.0	0.00	750.00	750.00	100.0
<b>Total Supply Expenses</b>		<b>\$123,316.67</b>	<b>\$0.00</b>	<b>\$(123,316.67)</b>	<b>0.0 %</b>	<b>\$275,740.55</b>	<b>\$1,967,061.00</b>	<b>\$1,691,320.45</b>	<b>86.0 %</b>
<b><u>Service Expenses</u></b>									
Audit & Accounting	10640010000	\$0.00	\$0.00	\$0.00	0.0%	\$0.00	\$24,000.00	\$24,000.00	100.0%
Other Prof Services/Admin	10640510000	102.00	0.00	(102.00)	0.0	112.00	14,600.00	14,488.00	99.2
Other Prof Services/Ops	10640530000	733.79	0.00	(733.79)	0.0	1,273.59	37,951.00	36,677.41	96.6
Other Prof Services/Comm	10640541000	1,875.00	0.00	(1,875.00)	0.0	1,875.00	81,500.00	79,625.00	97.7
Other Prof Services/Facilities	10640543000	280.00	0.00	(280.00)	0.0	700.00	39,450.00	38,750.00	98.2
Legal Services - Routine	10641010000	0.00	0.00	0.00	0.0	9,260.00	70,000.00	60,740.00	86.8

9/12/19  
11:02:09 AM

**CAFMA-Central Arizona Fire and Medical**  
**Income Statement**  
(Original Budget to Actual Comparison)  
For the period of 8/1/2019 Through 8/31/2019

Fund: (10) General Fund

	Account	Current Period				Year To Date			
		Actual	Budget	Variance	%	Actual	Budget	Variance	%
Legal Services-Non Routine	10641010600	0.00	0.00	0.00	0.0	0.00	7,500.00	7,500.00	100.0
Mental Health	10641510000	875.00	0.00	(875.00)	0.0	875.00	15,900.00	15,025.00	94.5
Employee Health / Exams/Ops	10641530000	3,960.50	0.00	(3,960.50)	0.0	4,563.50	64,844.00	60,280.50	93.0
Employee Assistance Program	10642010000	200.00	0.00	(200.00)	0.0	1,975.00	9,200.00	7,225.00	78.5
Dispatch Services/Ops	10642530000	41,488.36	0.00	(41,488.36)	0.0	92,520.98	600,208.00	507,687.02	84.6
Communications	10643041000	7,116.67	0.00	(7,116.67)	0.0	15,701.43	91,700.00	75,998.57	82.9
Postage/Admin	10643510000	0.00	0.00	0.00	0.0	(5.50)	5,000.00	5,005.50	100.1
Shipping / Warehouse	10643549000	0.00	0.00	0.00	0.0	18.80	1,750.00	1,731.20	98.9
Fire Board Expenses	10644110000	0.00	0.00	0.00	0.0	0.00	500.00	500.00	100.0
Off District Expenses	10644231000	4,520.40	0.00	(4,520.40)	0.0	12,307.59	20,000.00	7,692.41	38.5
Newspaper Advertising	10647010000	798.18	0.00	(798.18)	0.0	1,242.71	4,000.00	2,757.29	68.9
Outside Duplication & Printing / Admin	10649010000	0.00	0.00	0.00	0.0	0.00	1,750.00	1,750.00	100.0
Outside Dupl & Printing/Prevention	10649020000	33.30	0.00	(33.30)	0.0	71.51	1,400.00	1,328.49	94.9
Outside Dupl & Printing/Ops	10649030000	748.44	0.00	(748.44)	0.0	879.46	2,550.00	1,670.54	65.5
Insurance	10650010000	0.00	0.00	0.00	0.0	42,761.00	145,000.00	102,239.00	70.5
Cable TV	10650843000	133.95	0.00	(133.95)	0.0	267.90	1,575.00	1,307.10	83.0
Electricity - OPS	10651030000	(77.20)	0.00	77.20	0.0	(148.96)	0.00	148.96	0.0
Electric	10651043000	14,743.51	0.00	(14,743.51)	0.0	29,192.83	168,973.00	139,780.17	82.7
Sanitation Charge - Health/Medical Waste	10651230000	0.00	0.00	0.00	0.0	0.00	1,000.00	1,000.00	100.0
Sanitation	10651243000	615.73	0.00	(615.73)	0.0	1,760.04	9,260.00	7,499.96	81.0
National Gas	10652043000	398.09	0.00	(398.09)	0.0	1,011.19	22,150.00	21,138.81	95.4
LPG	10653043000	0.00	0.00	0.00	0.0	0.00	32,725.00	32,725.00	100.0
Pest Control	10653543000	745.00	0.00	(745.00)	0.0	745.00	5,000.00	4,255.00	85.1
Water/Sewer-OPS	10654030000	310.00	0.00	(310.00)	0.0	430.00	0.00	(430.00)	0.0
Water/Sewer	10654043000	1,445.66	0.00	(1,445.66)	0.0	3,497.86	20,940.00	17,442.14	83.3
Hydrant Maintenance	10655130000	0.00	0.00	0.00	0.0	0.00	3,000.00	3,000.00	100.0
Repair & Maint Equip/Admin	10658010000	0.00	0.00	0.00	0.0	0.00	500.00	500.00	100.0
Outside Repair Equip/ Prevention	10658020000	0.00	0.00	0.00	0.0	0.00	500.00	500.00	100.0
Outside Repair Equip/Ops	10658030000	0.00	0.00	0.00	0.0	500.00	20,105.00	19,605.00	97.5
Outside Repair Equip/ CARTA	10658035000	0.00	0.00	0.00	0.0	0.00	2,000.00	2,000.00	100.0
Outside Repair Equip/Fac Maint	10658043000	103.50	0.00	(103.50)	0.0	103.50	2,700.00	2,596.50	96.2
Outside Repair/Veh Maint Equip	10658048000	1,040.00	0.00	(1,040.00)	0.0	1,969.63	15,000.00	13,030.37	86.9
EMS Training	10658735000	0.00	0.00	0.00	0.0	0.00	3,110.00	3,110.00	100.0
CYFD Training Center Classes	10658835000	0.00	0.00	0.00	0.0	0.00	15,700.00	15,700.00	100.0
Training & Travel/Admin	10659010000	2,822.63	0.00	(2,822.63)	0.0	7,460.67	16,300.00	8,839.33	54.2
Training & Travel/Prevention	10659020000	800.00	0.00	(800.00)	0.0	800.00	9,600.00	8,800.00	91.7
Training & Travel/OPS	10659030000	4,204.70	0.00	(4,204.70)	0.0	5,359.79	46,105.00	40,745.21	88.4
Traning & Travel Conference-Honor Guard	10659030540	0.00	0.00	0.00	0.0	0.00	4,000.00	4,000.00	100.0



9/12/19  
11:02:09 AM

**CAFMA-Central Arizona Fire and Medical**  
**Income Statement**  
(Original Budget to Actual Comparison)  
For the period of 8/1/2019 Through 8/31/2019

Fund: (10) General Fund

	Account	Current Period				Year To Date			
		Actual	Budget	Variance	%	Actual	Budget	Variance	%
Training & Travel/CARTA	10659035000	2,386.68	0.00	(2,386.68)	0.0	2,936.41	31,900.00	28,963.59	90.8
Training & Travel/Communications	10659041000	190.00	0.00	(190.00)	0.0	244.96	6,500.00	6,255.04	96.2
Travel & Training / Fleet Maintenance	10659048000	1,295.39	0.00	(1,295.39)	0.0	1,409.39	4,000.00	2,590.61	64.8
Travel & Training / Warehouse	10659049000	0.00	0.00	0.00	0.0	0.00	750.00	750.00	100.0
Books & Subscriptions / Training Center/	10659135035	0.00	0.00	0.00	0.0	0.00	1,050.00	1,050.00	100.0
ACLS Upgrade	10659335000	0.00	0.00	0.00	0.0	125.00	21,930.00	21,805.00	99.4
Awards / Admin	10659510000	0.00	0.00	0.00	0.0	0.00	6,200.00	6,200.00	100.0
Awards / Ops	10659530000	18.99	0.00	(18.99)	0.0	157.02	6,375.00	6,217.98	97.5
College - Upper & Lower Division	10659535000	835.20	0.00	(835.20)	0.0	1,308.00	13,500.00	12,192.00	90.3
Dues / Admin	10660010000	326.00	0.00	(326.00)	0.0	781.95	7,635.00	6,853.05	89.8
Dues/Prevention	10660020000	420.00	0.00	(420.00)	0.0	420.00	1,492.00	1,072.00	71.8
Dues/Operations	10660030000	0.00	0.00	0.00	0.0	0.00	4,400.00	4,400.00	100.0
Dues/CARTA	10660035000	0.00	0.00	0.00	0.0	0.00	1,635.00	1,635.00	100.0
Dues/Warehouse	10660049000	0.00	0.00	0.00	0.0	0.00	50.00	50.00	100.0
Misc/Admin	10661010000	179.31	0.00	(179.31)	0.0	255.83	2,000.00	1,744.17	87.2
Misc/Prevention	10661020000	0.00	0.00	0.00	0.0	48.00	2,880.00	2,832.00	98.3
Misc/Operations	10661030000	(281.58)	0.00	281.58	0.0	(8.74)	0.00	8.74	0.0
Misc/Operations - Routine	10661030490	0.00	0.00	0.00	0.0	0.00	2,250.00	2,250.00	100.0
Misc/Operations - Fire Rehab	10661030491	3,428.18	0.00	(3,428.18)	0.0	3,575.65	2,250.00	(1,325.65)	(58.9)
Misc/Operations	10661030492	0.00	0.00	0.00	0.0	0.00	550.00	550.00	100.0
Misc/Promotional Testing	10661030494	0.00	0.00	0.00	0.0	0.00	2,000.00	2,000.00	100.0
Misc/Captain Promotional Testing	10661030496	0.00	0.00	0.00	0.0	0.00	1,200.00	1,200.00	100.0
Misc/Firefighter Recruitment Supplies	10661030498	0.00	0.00	0.00	0.0	0.00	200.00	200.00	100.0
Contract Services / Comm & IT	10663041000	0.00	0.00	0.00	0.0	0.00	8,400.00	8,400.00	100.0
<b>Total Service Expenses</b>		<b>\$98,815.38</b>	<b>\$0.00</b>	<b>\$(98,815.38)</b>	<b>0.0 %</b>	<b>\$250,334.99</b>	<b>\$1,768,193.00</b>	<b>\$1,517,858.01</b>	<b>85.8 %</b>
<b><u>Capital Expenses</u></b>									
Capital Outlay/ Facilities	10772043000	\$1,951.56	\$0.00	\$(1,951.56)	0.0%	\$145,965.86	\$267,000.00	\$121,034.14	45.3%
Capital Outlay/ Vehicles/ Admin	10773010000	0.00	0.00	0.00	0.0	0.00	40,000.00	40,000.00	100.0
Capital Outlay/Vehicles/OPS	10773030000	1,094.00	0.00	(1,094.00)	0.0	33,367.19	857,918.00	824,550.81	96.1
Capital Outlay/Vehicles-Equip for engine	10773030100	0.00	0.00	0.00	0.0	0.00	15,000.00	15,000.00	100.0
Capital Outlay/ Vehicles/ Fleet Maintena	10773048000	0.00	0.00	0.00	0.0	0.00	46,320.00	46,320.00	100.0
Capital Outlay/ Equip/ OPS	10774030000	20,147.97	0.00	(20,147.97)	0.0	60,701.58	170,144.00	109,442.42	64.3
Capital Outlay/ Equip/ Fleet Maintenance	10774048000	0.00	0.00	0.00	0.0	0.00	90,000.00	90,000.00	100.0
Capital Outlay - Comm/IT	10775041000	15,570.31	0.00	(15,570.31)	0.0	16,425.31	295,000.00	278,574.69	94.4
<b>Total Capital Expenses</b>		<b>\$38,763.84</b>	<b>\$0.00</b>	<b>\$(38,763.84)</b>	<b>0.0 %</b>	<b>\$256,459.94</b>	<b>\$1,781,382.00</b>	<b>\$1,524,922.06</b>	<b>85.6 %</b>
<b>Total Expenses</b>		<b>\$1,668,494.10</b>		<b>\$(1,668,494.10)</b>		<b>\$4,469,957.17</b>	<b>\$25,181,793.00</b>	<b>\$20,711,835.83</b>	<b>82.2%</b>

9/12/19  
11:02:09 AM

**CAFMA-Central Arizona Fire and Medical**  
**Income Statement**  
(Original Budget to Actual Comparison)  
For the period of 8/1/2019 Through 8/31/2019

Fund: (10) General Fund

	Account	Actual	Current Period			Year To Date			
			Budget	Variance	%	Actual	Budget	Variance	%
<b>Income (Loss) from Operations</b>		<b>\$(1,273,810.42)</b>	<b>\$0.00</b>	<b>\$(1,273,810.42)</b>	<b>0.0%</b>	<b>\$(3,555,147.98)</b>	<b>\$(1,136,530.00)</b>	<b>\$(2,418,617.98)</b>	<b>(212.8)%</b>
<b><u>Contingency</u></b>									
Funded Contingency/Admin	10780010000	\$0.00	\$0.00	\$0.00	0.0%	\$0.00	\$(98,298.00)	\$98,298.00	100.0%
Funded Contingency/Prevention	10780020000	0.00	0.00	0.00	0.0	0.00	(29,846.00)	29,846.00	100.0
Funded Contingency/OPS	10780030000	0.00	0.00	0.00	0.0	0.00	(846,241.00)	846,241.00	100.0
Funded Contingency/Training	10780035000	0.00	0.00	0.00	0.0	0.00	(25,661.00)	25,661.00	100.0
Funded Contingency/Tech Serv	10780041000	0.00	0.00	0.00	0.0	0.00	(54,453.00)	54,453.00	100.0
Funded Contingency/Facilities	10780043000	0.00	0.00	0.00	0.0	0.00	(34,962.00)	34,962.00	100.0
Funded Contingency/Fleet Main	10780048000	0.00	0.00	0.00	0.0	0.00	(57,116.00)	57,116.00	100.0
Funded Contingency/Warehouse	10780049000	0.00	0.00	0.00	0.0	0.00	(23,443.00)	23,443.00	100.0
<b>Total Contingency</b>		<b>\$0.00</b>	<b>\$0.00</b>	<b>\$0.00</b>	<b>0.0 %</b>	<b>\$0.00</b>	<b>\$(1,170,020.00)</b>	<b>\$1,170,020.00</b>	<b>100.0 %</b>
<b>Net Income (Loss)</b>		<b>\$(1,273,810.42)</b>	<b>\$0.00</b>	<b>\$(1,273,810.42)</b>	<b>0.0%</b>	<b>\$(3,555,147.98)</b>	<b>\$(2,306,550.00)</b>	<b>\$(1,248,597.98)</b>	<b>(54.1)%</b>

9/12/19  
11:02:43 AM

**CAFMA-Central Arizona Fire and Medical**

Balance Sheet

As of 8/31/2019

Fund: (10) General Fund

**Assets**

**Current Assets**

Cash with Yavapai County	\$1,982,367.32	
Capital Reserve Fund	8,074,710.80	
Accounts Receivable	13,218.15	
Misc. Receivables	(30.92)	
Retiree/Insurance Receivable	(4,641.24)	
Due from other govts	328,247.38	
Total Current Assets		\$10,393,871.49

**Total Assets**

\$10,393,871.49

**Liabilities and Net Assets**

**Current Liabilities**

Accounts Payable	\$222,675.21	
Accrued Payroll Expenses	1,048,737.84	
Credit Card Payable	(22,060.94)	
ASRS Payable	(0.84)	
Medical Insurance Withheld	26,772.50	
Dental Insurance Withheld	2,589.48	
Vision Insurance Withheld	2,246.30	
Supplemental Insurance Withheld	4,257.38	
Total Current Liabilities		\$1,285,216.93

**Total Liabilities**

\$1,285,216.93

**Net Assets**

Fund Balance	\$12,663,802.54	
Current Year Net Assets	(3,555,147.98)	
Total Net Assets		9,108,654.56
Total Liabilities and Net Assets		<u>\$10,393,871.49</u>

**CAFMA-Central Arizona Fire and Medical**  
GL Account Ledger - Detail By Period  
8/1/2019 through 8/31/2019

Batch	Journal	Entry #	Date	Job	Document	Description	Debits	Credits	Balance
<b>10.1100.0.0.000</b>		<b>CASH WITH YAVAPAI COUNTY</b>							<b>\$3,256,221.58</b>
903	CR	664300	08/08/19		1063	CROWDER, MARY -	229.62	-	3,256,451.20
903	CR	664295	08/08/19		1150	RANDA, THOMAS & ROMNEY -	1,265.11	-	3,257,716.31
903	CR	664222	08/08/19		1163	YETI LLC -	577.34	-	3,258,293.65
903	CR	664221	08/08/19		1170	PRESCOTT AREA WILDLAND URBAN I -	1,170.00	-	3,259,463.65
903	CR	664184	08/08/19		123553	PLANS REVIEW -	362.00	-	3,259,825.65
903	CR	664183	08/08/19		123554	PLANS REVIEW -	1,091.00	-	3,260,916.65
903	CR	664302	08/08/19		1291	LOWERY, RICHARD -	684.46	-	3,261,601.11
903	CR	664097	08/08/19		145	MOLINA, ROBERT -	343.35	-	3,261,944.46
903	CR	664296	08/08/19		1528	HUDSON, DARRELL & SARAJANE -	620.93	-	3,262,565.39
903	CR	664294	08/08/19		1556	CUNHA, WILLIAM -	610.81	-	3,263,176.20
903	CR	664299	08/08/19		159	PETTY, JOSEPH -	164.88	-	3,263,341.08
903	CR	664293	08/08/19		1800	CAMACHO, ALBERT -	400.00	-	3,263,741.08
903	CR	664093	08/08/19		1887	DOW, NICHOLAS & BONNIE -	1,408.23	-	3,265,149.31
903	CR	664197	08/08/19		209903	CAMACHO, ALBERT -	260.00	-	3,265,409.31
903	CR	664198	08/08/19		209903	COLE, BRIAN -	80.58	-	3,265,489.89
903	CR	664199	08/08/19		209903	COOK, CHARLES -	80.58	-	3,265,570.47
903	CR	664200	08/08/19		209903	CORDES, GARY -	260.00	-	3,265,830.47
903	CR	664201	08/08/19		209903	CURTIS, DAVID -	150.00	-	3,265,980.47
903	CR	664202	08/08/19		209903	DALE, JACK -	80.58	-	3,266,061.05
903	CR	664203	08/08/19		209903	DIBBLE, STEVE -	80.58	-	3,266,141.63
903	CR	664204	08/08/19		209903	EMERY, STEPHEN -	150.00	-	3,266,291.63
903	CR	664205	08/08/19		209903	HARRIS, ALLEN -	80.58	-	3,266,372.21
903	CR	664206	08/08/19		209903	INGRAO, JACK -	80.58	-	3,266,452.79
903	CR	664207	08/08/19		209903	JOHNSON, DAVID L -	260.00	-	3,266,712.79
903	CR	664208	08/08/19		209903	KELLEY, JOE -	39.78	-	3,266,752.57
903	CR	664209	08/08/19		209903	LOPEZ, RODNEY -	80.58	-	3,266,833.15
903	CR	664210	08/08/19		209903	MCCONNELL, DAVE -	103.02	-	3,266,936.17
903	CR	664211	08/08/19		209903	MOORE, SCOTT -	80.58	-	3,267,016.75
903	CR	664212	08/08/19		209903	NESS, DANIEL -	150.00	-	3,267,166.75
903	CR	664213	08/08/19		209903	PARRISH, MICHAEL -	39.78	-	3,267,206.53
903	CR	664214	08/08/19		209903	Ramirez, Samuel F -	66.30	-	3,267,272.83
903	CR	664215	08/08/19		209903	ROBISON, MICHAEL J. -	80.58	-	3,267,353.41
903	CR	664216	08/08/19		209903	RORICK, NORM -	150.00	-	3,267,503.41
903	CR	664217	08/08/19		209903	Valadez, Armando -	260.00	-	3,267,763.41
903	CR	664218	08/08/19		209903	VANATTA, DAVIN -	260.00	-	3,268,023.41
903	CR	664219	08/08/19		209903	WILHARM, BRIAN -	260.00	-	3,268,283.41
903	CR	664181	08/08/19		209918	Mills, Brett -	260.00	-	3,268,543.41
903	CR	664220	08/08/19		209918	MCKINNON, ALEX -	260.00	-	3,268,803.41
903	CR	664298	08/08/19		213	WRIGHT, JAMES -	97.19	-	3,268,900.60
903	CR	664303	08/08/19		2145	BUSHAW, LOREN -	651.30	-	3,269,551.90
903	CR	664291	08/08/19		2208	CURTIS, DAVID -	561.53	-	3,270,113.43
903	CR	664100	08/08/19		221608	HOWELL, LOREN -	9.97	-	3,270,123.40
903	CR	664098	08/08/19		2540692230	OWENSBY, ZEIGH -	1,282.78	-	3,271,406.18
903	CR	664122	08/08/19		308083	Town of Prescott Valley -	59,000.00	-	3,330,406.18
903	CR	664094	08/08/19		3172	STEIGER, GAIL -	785.37	-	3,331,191.55
903	CR	664096	08/08/19		3505	FIFE, PETER -	1,211.58	-	3,332,403.13

**CAFMA-Central Arizona Fire and Medical**  
GL Account Ledger - Detail By Period  
8/1/2019 through 8/31/2019

Batch	Journal	Entry #	Date	Job	Document	Description	Debits	Credits	Balance
<b>10.1100.0.0.000</b>			<b>CASH WITH YAVAPAI COUNTY (CONTINUED)</b>						
903	CR	664095	08/08/19		3506	FIFE, PETER -	\$1,466.20	\$-	\$3,333,869.33
903	CR	664125	08/08/19		35638279	BUCKEYE VALLEY FIRE DISTRICT -	610.13	-	3,334,479.46
903	CR	664301	08/08/19		3570	NISSEL, ARCHARD & SANDRA -	820.49	-	3,335,299.95
903	CR	664292	08/08/19		3985	COOK, CHARLES -	15.46	-	3,335,315.41
903	CR	664185	08/08/19		4008	PLANS REVIEW -	182.00	-	3,335,497.41
903	CR	664182	08/08/19		406	PLANS REVIEW -	50.00	-	3,335,547.41
903	CR	664297	08/08/19		422	WENDLANDT, ROBERT & SANDRA -	885.52	-	3,336,432.93
903	CR	664176	08/08/19		4806	SKYVIEW SCHOOL -	78.41	-	3,336,511.34
903	CR	664123	08/08/19		510580593	CORDES, GARY -	1,310.96	-	3,337,822.30
903	CR	664124	08/08/19		510580595	NESS, DANIEL -	561.53	-	3,338,383.83
903	CR	664099	08/08/19		5170	Walters, Lindy -	272.86	-	3,338,656.69
903	CR	664179	08/08/19		5196	7710 Insurance Company -	1,455.02	-	3,340,111.71
903	CR	664180	08/08/19		5248	7710 Insurance Company -	311.79	-	3,340,423.50
903	CR	664102	08/08/19		52764852	WALKER FIRE PROTECTION ASSOC. -	1,350.48	-	3,341,773.98
903	CR	664177	08/08/19		600	Barraza, Elvia -	65.67	-	3,341,839.65
903	CR	664126	08/08/19		60829	PAYSON FIRE DEPARTMENT -	779.87	-	3,342,619.52
903	CR	664127	08/08/19		60950	PAYSON FIRE DEPARTMENT -	12.74	-	3,342,632.26
903	CR	664101	08/08/19		630459474	WILHARM, BRIAN -	573.50	-	3,343,205.76
903	CR	664178	08/08/19		702	Charles & Kelli Morton -	144.17	-	3,343,349.93
903	CR	664119	08/08/19		706100494	VERDE VALLEY FIRE DISTRICT -	1,362.88	-	3,344,712.81
903	CR	664128	08/08/19		706500746	MAYER FIRE DISTRICT -	982.45	-	3,345,695.26
903	CR	664118	08/08/19		756720549	COPPER CANYON FIRE & MEDICAL -	1,906.90	-	3,347,602.16
903	CR	664116	08/08/19		830000023	Blue Ridge Fire -	132.31	-	3,347,734.47
903	CR	664117	08/08/19		830000042	Blue Ridge Fire -	16.98	-	3,347,751.45
903	CR	664121	08/08/19		9326349	AZ STATE LAND -	2,144.92	-	3,349,896.37
903	CR	664120	08/08/19		9328192	AZ STATE LAND -	139,858.36	-	3,489,754.73
903	CR	664290	08/08/19		CASH	BYLER, ALFRED -	46.46	-	3,489,801.19
917	CD	671383	08/12/19		13AUG2019-DIR-DE	Chase Bank - PR - DIRECT DEPOSIT PPE 8-3-19	306,781.28	-	3,796,582.47
917	CD	671181	08/12/19		756737558	A1 Water Bulk Delivery Svc LLC - Cash Disbursement A1WADE	-	310.00	3,796,272.47
917	CD	671183	08/12/19		756737559	Able Saw, LLC - Cash Disbursement ABLSAW	-	128.65	3,796,143.82
917	CD	671190	08/12/19		756737560	A&B Sign Company - Cash Disbursement ABSICO	-	2,579.10	3,793,564.72
917	CD	671195	08/12/19		756737561	Allied Electronics, Inc. - Cash Disbursement ALLELE	-	379.59	3,793,185.13
917	CD	671199	08/12/19		756737562	American Express, Inc. - Cash Disbursement AMEEXP	-	6,633.82	3,786,551.31
917	CD	671231	08/12/19		756737564	American Fence Co, Inc - Cash Disbursement AMFECO	-	272.84	3,786,278.47
917	CD	671233	08/12/19		756737565	Anderson Asphalt Svcs&Contract - Cash Disbursement ANASSE	-	4,062.38	3,782,216.09
917	CD	671236	08/12/19		756737566	APS - Cash Disbursement APS	-	5,018.00	3,777,198.09
917	CD	671255	08/12/19		756737568	Arizona Dept. of Public Safety - Cash Disbursement ARDEPU	-	5.00	3,777,193.09
917	CD	671257	08/12/19		756737569	Arizona Dept. of Public Safety - Cash Disbursement ARDEPU	-	110.00	3,777,083.09
917	CD	671263	08/12/19		756737570	Arizona PPE Recon, Inc. - Cash Disbursement ARPPER	-	1,246.00	3,775,837.09
917	CD	671266	08/12/19		756737571	Authentic Self Counseling - Cash Disbursement AUSECO	-	200.00	3,775,637.09
917	CD	671268	08/12/19		756737572	Bennett Oil - Cash Disbursement BENOIL	-	1,970.93	3,773,666.16

**CAFMA-Central Arizona Fire and Medical**  
GL Account Ledger - Detail By Period  
8/1/2019 through 8/31/2019

Batch	Journal	Entry #	Date	Job	Document	Description	Debits	Credits	Balance
<b>10.1100.0.0.000</b>			<b>CASH WITH YAVAPAI COUNTY (CONTINUED)</b>						
917	CD	671272	08/12/19		756737573	Bergstrom, Douglas PhD - Cash Disbursement BERDOU	\$-	\$350.00	\$3,773,316.16
917	CD	671274	08/12/19		756737574	Bound Tree Medical LLC - Cash Disbursement BOTRME	-	12,413.26	3,760,902.90
917	CD	671343	08/12/19		756737578	B & W Fire Security Systems - Cash Disbursement BWFISE	-	8.50	3,760,894.40
917	CD	671345	08/12/19		756737579	Cable One Business - Cash Disbursement CABONE	-	112.36	3,760,782.04
917	CD	671350	08/12/19		756737580	Canyon Pipe & Supply Inc. - Cash Disbursement CAPISU	-	244.61	3,760,537.43
917	CD	671355	08/12/19		756737581	CenturyLink - Cash Disbursement CENLIN	-	703.14	3,759,834.29
917	CD	671374	08/12/19		756737583	Chase Bank - Cash Disbursement CHASE	-	321.59	3,759,512.70
917	CD	671382	08/12/19		756737584	Chase Bank - Cash Disbursement CHASE	-	647,374.40	3,112,138.30
917	CD	671412	08/12/19		756737586	Chief Supply Corp - Cash Disbursement CHSUCO	-	652.05	3,111,486.25
917	CD	671415	08/12/19		756737587	Cornwell Tools - Cash Disbursement CORNWE	-	500.00	3,110,986.25
917	CD	671418	08/12/19		756737588	Gary Crisenbery - Cash Disbursement CRIGAR	-	1,875.00	3,109,111.25
917	CD	671420	08/12/19		756737589	Curtis Tools for Heroes - Cash Disbursement CUTOHE	-	6,507.36	3,102,603.89
917	CD	671429	08/12/19		756737590	DARLEY - Cash Disbursement DARLEY	-	663.23	3,101,940.66
917	CD	671432	08/12/19		756737591	Dish Network - Cash Disbursement DISNET	-	118.05	3,101,822.61
917	CD	671435	08/12/19		756737592	The Employment Network Magazin - Cash Disbursement EMNEMA	-	295.00	3,101,527.61
917	CD	671437	08/12/19		756737593	Entenmann-Rovin Co. - Cash Disbursement ENROCO	-	1,183.20	3,100,344.41
917	CD	671442	08/12/19		756737594	FF's Police Off. Cancer Ins - Cash Disbursement FIFIPO	-	6,050.00	3,094,294.41
917	CD	671448	08/12/19		756737595	Foremost Promotions - Cash Disbursement FORPRO	-	1,569.00	3,092,725.41
917	CD	671451	08/12/19		756737596	Galpin Ford, Inc. - Cash Disbursement GALFOR	-	180.47	3,092,544.94
917	CD	671458	08/12/19		756737597	W.W. Grainger, Inc. - Cash Disbursement GRAING	-	239.12	3,092,305.82
917	CD	671467	08/12/19		756737598	IAFC Membership - Cash Disbursement IAFMEM	-	285.00	3,092,020.82
917	CD	671469	08/12/19		756737599	INDUSTRIAL RECYCLING SOLUTIONS - Cash Disbursement INRESO	-	362.76	3,091,658.06
917	CD	671474	08/12/19		756737600	Jim's Alignment & Brake - Cash Disbursement JIALBR	-	60.00	3,091,598.06
917	CD	671476	08/12/19		756737601	DAVID L. JOHNSON - Cash Disbursement JOHDAV	-	260.00	3,091,338.06
917	CD	671478	08/12/19		756737602	Life Line Ambulance Service - Cash Disbursement LILIAM	-	1,430.00	3,089,908.06
917	CD	671481	08/12/19		756737603	Manzanita Landscaping, Inc. - Cash Disbursement MANLAN	-	560.00	3,089,348.06
917	CD	671483	08/12/19		756737604	Matheson Tri-Gas, Inc. - Cash Disbursement MATTRI	-	645.79	3,088,702.27
917	CD	671503	08/12/19		756737606	Merit Technology Partners - Cash Disbursement MERTEC	-	14,895.31	3,073,806.96
917	CD	671505	08/12/19		756737607	NAPA Auto Parts - Cash Disbursement NAAUPA	-	3,338.01	3,070,468.95
917	CD	671581	08/12/19		756737612	Nexus Southwest Land Surveyors - Cash Disbursement NESOLA	-	1,990.00	3,068,478.95
917	CD	671585	08/12/19		756737613	Northern AZ Premier Termite - Cash Disbursement NOAZTE	-	745.00	3,067,733.95
917	CD	671588	08/12/19		756737614	Neal H. Olshan, PHD - Cash Disbursement OLSNEA	-	1,500.00	3,066,233.95
917	CD	671590	08/12/19		756737615	O'Reilly Auto Parts - Cash Disbursement ORAUPA	-	92.17	3,066,141.78
917	CD	671597	08/12/19		756737616	Prescott Steel & Welding - Cash Disbursement PRSTWE	-	28.34	3,066,113.44
917	CD	671601	08/12/19		756737617	Prescott Valley Ace Hardware - Cash Disbursement PVACHA	-	284.03	3,065,829.41

**CAFMA-Central Arizona Fire and Medical**  
GL Account Ledger - Detail By Period  
8/1/2019 through 8/31/2019

Batch	Journal	Entry #	Date	Job	Document	Description	Debits	Credits	Balance
<b>10.1100.0.0.000</b>			<b>CASH WITH YAVAPAI COUNTY (CONTINUED)</b>						
917	CD	671628	08/12/19		756737619	PV Economic Development Found - Cash Disbursement PVEUDE	\$-	\$201.00	\$3,065,628.41
917	CD	671631	08/12/19		756737620	Rosenbauer Motors, LLC - Cash Disbursement ROSMOT	-	964.16	3,064,664.25
917	CD	671638	08/12/19		756737621	Rosenbauer South Dakota, LLC - Cash Disbursement ROSODA	-	519.13	3,064,145.12
917	CD	671642	08/12/19		756737622	RWC Group - Cash Disbursement RWCINT	-	149.54	3,063,995.58
917	CD	671646	08/12/19		756737623	Safeguard Business Systems - Cash Disbursement SABUSY	-	299.02	3,063,696.56
917	CD	671650	08/12/19		756737624	SCENT FROM ABOVE COMPANY LLC - Cash Disbursement SCFRAB	-	280.00	3,063,416.56
917	CD	671653	08/12/19		756737625	Sherwin Williams - Cash Disbursement SHEWIL	-	67.58	3,063,348.98
917	CD	671656	08/12/19		756737626	Smart Document Solutions - Cash Disbursement SMDOSO	-	546.59	3,062,802.39
917	CD	671662	08/12/19		756737627	Besonson Tools LLC - Cash Disbursement SNONTO	-	7.09	3,062,795.30
917	CD	671665	08/12/19		756737628	Southern Tire Mart - Cash Disbursement SOTIMA	-	657.43	3,062,137.87
917	CD	671669	08/12/19		756737629	Staples Contract & Commmerc.Inc - Cash Disbursement STACOM	-	193.06	3,061,944.81
917	CD	671674	08/12/19		756737630	Stryker Sales Corporation - Cash Disbursement STSACO	-	20,081.22	3,041,863.59
917	CD	671679	08/12/19		756737631	Sunstate Equipment Co - Cash Disbursement SUNEQU	-	1,846.80	3,040,016.79
917	CD	671688	08/12/19		756737632	D.G.Shoemaker & Associates Inc - Cash Disbursement SUNSUP	-	460.19	3,039,556.60
917	CD	671692	08/12/19		756737633	The Hike Shack - Cash Disbursement THHISH	-	436.40	3,039,120.20
917	CD	671696	08/12/19		756737634	Tri-City Towing, Inc - Cash Disbursement TRCITO	-	780.00	3,038,340.20
917	CD	671698	08/12/19		756737635	Turbo & Electric Sales & Srvs - Cash Disbursement TUELSA	-	377.69	3,037,962.51
917	CD	671701	08/12/19		756737636	Unisource Energy Services - Cash Disbursement UNENSE	-	271.19	3,037,691.32
917	CD	671718	08/12/19		756737637	Vern Lewis Welding Supply Inc - Cash Disbursement VELEWE	-	8.46	3,037,682.86
917	CD	671721	08/12/19		756737638	Yavapai Fleet Yavapai Machine - Cash Disbursement YAFLIN	-	1,065.65	3,036,617.21
917	CD	671732	08/12/19		756737639	Zebrascares LLC - Cash Disbursement ZEBRAS	-	290.00	3,036,327.21
907	PR	667599	08/13/19		12190	Abel, Todd D. - Payroll Bi-Weekly-Direct Deposit 8/13/2019	-	2,801.08	3,033,526.13
907	PR	667627	08/13/19		12191	Apolinar, Johnathan R. - Payroll Bi-Weekly-Direct Deposit 8/13/2019	-	2,111.57	3,031,414.56
907	PR	667651	08/13/19		12192	Baker, Mark A. - Payroll Bi-Weekly-Direct Deposit 8/13/2019	-	3,494.59	3,027,919.97
907	PR	667674	08/13/19		12193	Barnum, Josh M. - Payroll Bi-Weekly-Direct Deposit 8/13/2019	-	2,620.05	3,025,299.92
907	PR	667702	08/13/19		12194	Basurto-Cancino, Leobardo - Payroll Bi-Weekly-Direct Deposit 8/13/2019	-	2,312.92	3,022,987.00
907	PR	667722	08/13/19		12195	Beck, David W. - Payroll Bi-Weekly-Direct Deposit 8/13/2019	-	1,904.36	3,021,082.64
907	PR	667739	08/13/19		12196	Bliss, Scott D. - Payroll Bi-Weekly-Direct Deposit 8/13/2019	-	2,885.65	3,018,196.99
907	PR	667758	08/13/19		12197	Blum, Rodney A. - Payroll Bi-Weekly-Direct Deposit 8/13/2019	-	1,700.19	3,016,496.80

**CAFMA-Central Arizona Fire and Medical**  
GL Account Ledger - Detail By Period  
8/1/2019 through 8/31/2019

Batch	Journal	Entry #	Date	Job	Document	Description	Debits	Credits	Balance
<b>10.1100.0.0.000</b>			<b>CASH WITH YAVAPAI COUNTY (CONTINUED)</b>						
907	PR	667782	08/13/19		12198	Brookins, Patricia M. - Payroll Bi-Weekly-Direct Deposit 8/13/2019	\$-	\$1,829.74	\$3,014,667.06
907	PR	667805	08/13/19		12199	Brown, Dennis F. - Payroll Bi-Weekly-Direct Deposit 8/13/2019	-	2,643.55	3,012,023.51
907	PR	667829	08/13/19		12200	Brunk, Jacob A. - Payroll Bi-Weekly-Direct Deposit 8/13/2019	-	2,149.74	3,009,873.77
907	PR	667854	08/13/19		12201	Buchanan, Ben D. - Payroll Bi-Weekly-Direct Deposit 8/13/2019	-	3,530.05	3,006,343.72
907	PR	667877	08/13/19		12202	Bulters, Scott D. - Payroll Bi-Weekly-Direct Deposit 8/13/2019	-	2,689.96	3,003,653.76
907	PR	667900	08/13/19		12203	Buntin, Darrell R. - Payroll Bi-Weekly-Direct Deposit 8/13/2019	-	1,864.00	3,001,789.76
907	PR	667923	08/13/19		12204	Burch, Brian J. - Payroll Bi-Weekly-Direct Deposit 8/13/2019	-	2,510.47	2,999,279.29
907	PR	667945	08/13/19		12205	Burch, Bryten J. - Payroll Bi-Weekly-Direct Deposit 8/13/2019	-	1,142.10	2,998,137.19
907	PR	667971	08/13/19		12206	Burch, Caden C. - Payroll Bi-Weekly-Direct Deposit 8/13/2019	-	1,233.46	2,996,903.73
907	PR	667993	08/13/19		12207	Burch, Kylee C. - Payroll Bi-Weekly-Direct Deposit 8/13/2019	-	874.29	2,996,029.44
907	PR	668013	08/13/19		12208	Bushman, James V. - Payroll Bi-Weekly-Direct Deposit 8/13/2019	-	2,033.52	2,993,995.92
907	PR	668038	08/13/19		12209	Butler, Jason - Payroll Bi-Weekly-Direct Deposit 8/13/2019	-	2,237.61	2,991,758.31
907	PR	668059	08/13/19		12210	Butler, Karen S. - Payroll Bi-Weekly-Direct Deposit 8/13/2019	-	1,359.62	2,990,398.69
907	PR	668085	08/13/19		12211	Butterfield, Jesse D. - Payroll Bi-Weekly-Direct Deposit 8/13/2019	-	1,116.76	2,989,281.93
907	PR	668105	08/13/19		12212	Carothers, Robert C. - Payroll Bi-Weekly-Direct Deposit 8/13/2019	-	4,190.33	2,985,091.60
907	PR	668124	08/13/19		12213	Chase, Rick D. - Payroll Bi-Weekly-Direct Deposit 8/13/2019	-	3,297.87	2,981,793.73
907	PR	668147	08/13/19		12214	Copenhaver, Douglas J. - Payroll Bi-Weekly-Direct Deposit 8/13/2019	-	1,591.55	2,980,202.18
907	PR	668169	08/13/19		12215	Cox, Phillip C. - Payroll Bi-Weekly-Direct Deposit 8/13/2019	-	2,972.88	2,977,229.30
907	PR	668192	08/13/19		12216	Croft, Adam J. - Payroll Bi-Weekly-Direct Deposit 8/13/2019	-	1,994.95	2,975,234.35
907	PR	668214	08/13/19		12217	Crossman, Eric L. - Payroll Bi-Weekly-Direct Deposit 8/13/2019	-	1,809.08	2,973,425.27
907	PR	668237	08/13/19		12218	Cruz, Steven R. - Payroll Bi-Weekly-Direct Deposit 8/13/2019	-	1,941.86	2,971,483.41
907	PR	668259	08/13/19		12219	Cunningham, Cody A. - Payroll Bi-Weekly-Direct Deposit 8/13/2019	-	1,589.84	2,969,893.57
907	PR	668281	08/13/19		12220	Curry, Robert C. - Payroll Bi-Weekly-Direct Deposit 8/13/2019	-	2,194.78	2,967,698.79
907	PR	668306	08/13/19		12221	Davidson, Glenn T. - Payroll Bi-Weekly-Direct Deposit 8/13/2019	-	2,944.35	2,964,754.44
907	PR	668330	08/13/19		12222	Davis, Bradley M. - Payroll Bi-Weekly-Direct Deposit 8/13/2019	-	4,413.22	2,960,341.22



**CAFMA-Central Arizona Fire and Medical**  
GL Account Ledger - Detail By Period  
8/1/2019 through 8/31/2019

Batch	Journal	Entry #	Date	Job	Document	Description	Debits	Credits	Balance
<b>10.1100.0.0.000</b>			<b>CASH WITH YAVAPAI COUNTY (CONTINUED)</b>						
907	PR	668351	08/13/19		12223	DeJoria, Dana E. - Payroll Bi-Weekly-Direct Deposit 8/13/2019	\$-	\$1,005.14	\$2,959,336.08
907	PR	668374	08/13/19		12224	Deering, Andrew L. - Payroll Bi-Weekly-Direct Deposit 8/13/2019	-	1,146.59	2,958,189.49
907	PR	668399	08/13/19		12225	Dibble, Gordon L. - Payroll Bi-Weekly-Direct Deposit 8/13/2019	-	2,255.32	2,955,934.17
907	PR	668424	08/13/19		12226	Dixon, Susanne M. - Payroll Bi-Weekly-Direct Deposit 8/13/2019	-	2,176.15	2,953,758.02
907	PR	668448	08/13/19		12227	Douglas, Ren W. - Payroll Bi-Weekly-Direct Deposit 8/13/2019	-	1,877.78	2,951,880.24
907	PR	668469	08/13/19		12228	Dowdy, Charles E. - Payroll Bi-Weekly-Direct Deposit 8/13/2019	-	1,629.28	2,950,250.96
907	PR	668494	08/13/19		12229	Duplessis, Robert A. - Payroll Bi-Weekly-Direct Deposit 8/13/2019	-	2,546.93	2,947,704.03
907	PR	668519	08/13/19		12230	Eckle, Kellan J. - Payroll Bi-Weekly-Direct Deposit 8/13/2019	-	1,374.06	2,946,329.97
907	PR	668541	08/13/19		12231	Edwards, David S. - Payroll Bi-Weekly-Direct Deposit 8/13/2019	-	2,864.68	2,943,465.29
907	PR	668561	08/13/19		12232	Feddema, John J. - Payroll Bi-Weekly-Direct Deposit 8/13/2019	-	2,600.92	2,940,864.37
907	PR	668589	08/13/19		12233	Ferris, Ryan M. - Payroll Bi-Weekly-Direct Deposit 8/13/2019	-	2,291.42	2,938,572.95
907	PR	668614	08/13/19		12234	Fields, Brody J. - Payroll Bi-Weekly-Direct Deposit 8/13/2019	-	3,546.13	2,935,026.82
907	PR	668639	08/13/19		12235	Fields, Zachary E. - Payroll Bi-Weekly-Direct Deposit 8/13/2019	-	2,903.29	2,932,123.53
907	PR	668668	08/13/19		12236	Fournier, Nick T. - Payroll Bi-Weekly-Direct Deposit 8/13/2019	-	2,102.52	2,930,021.01
907	PR	668690	08/13/19		12237	Frawley, Teresa A. - Payroll Bi-Weekly-Direct Deposit 8/13/2019	-	1,046.23	2,928,974.78
907	PR	668712	08/13/19		12238	Frazier, Antonio - Payroll Bi-Weekly-Direct Deposit 8/13/2019	-	2,594.56	2,926,380.22
907	PR	668733	08/13/19		12239	Freeman, Michael - Payroll Bi-Weekly-Direct Deposit 8/13/2019	-	1,566.06	2,924,814.16
907	PR	668756	08/13/19		12240	Freitag, Scott A. - Payroll Bi-Weekly-Direct Deposit 8/13/2019	-	3,994.52	2,920,819.64
907	PR	668778	08/13/19		12241	Gallman, Timothy B. - Payroll Bi-Weekly-Direct Deposit 8/13/2019	-	1,244.04	2,919,575.60
907	PR	668802	08/13/19		12242	Gillihan, Jim W. - Payroll Bi-Weekly-Direct Deposit 8/13/2019	-	1,794.20	2,917,781.40
907	PR	668826	08/13/19		12243	Ginn, James E. - Payroll Bi-Weekly-Direct Deposit 8/13/2019	-	1,788.44	2,915,992.96
907	PR	668849	08/13/19		12244	Gnagey, Daniel W. - Payroll Bi-Weekly-Direct Deposit 8/13/2019	-	1,593.00	2,914,399.96
907	PR	668877	08/13/19		12245	Gray, JT A. - Payroll Bi-Weekly-Direct Deposit 8/13/2019	-	1,161.82	2,913,238.14
907	PR	668902	08/13/19		12246	Grossman, Lucas J. - Payroll Bi-Weekly-Direct Deposit 8/13/2019	-	1,742.31	2,911,495.83
907	PR	668927	08/13/19		12247	Guzzo, Nicholas R. - Payroll Bi-Weekly-Direct Deposit 8/13/2019	-	1,306.41	2,910,189.42
907	PR	668955	08/13/19		12248	Hall, Jace R. - Payroll Bi-Weekly-Direct Deposit 8/13/2019	-	1,296.54	2,908,892.88

**CAFMA-Central Arizona Fire and Medical**  
GL Account Ledger - Detail By Period  
8/1/2019 through 8/31/2019

Batch	Journal	Entry #	Date	Job	Document	Description	Debits	Credits	Balance
<b>10.1100.0.0.000</b>			<b>CASH WITH YAVAPAI COUNTY (CONTINUED)</b>						
907	PR	668982	08/13/19		12249	Harper, Leslie R. - Payroll Bi-Weekly-Direct Deposit 8/13/2019	\$-	\$1,830.95	\$2,907,061.93
907	PR	669005	08/13/19		12250	Hlavacek, Evan - Payroll Bi-Weekly-Direct Deposit 8/13/2019	-	1,824.27	2,905,237.66
907	PR	669029	08/13/19		12251	Horstman, Stephen W. - Payroll Bi-Weekly-Direct Deposit 8/13/2019	-	2,595.38	2,902,642.28
907	PR	669050	08/13/19		12252	Huddleston, Michael B. - Payroll Bi-Weekly-Direct Deposit 8/13/2019	-	2,177.33	2,900,464.95
907	PR	669076	08/13/19		12253	Hutchison, Ethan K. - Payroll Bi-Weekly-Direct Deposit 8/13/2019	-	1,090.85	2,899,374.10
907	PR	669095	08/13/19		12254	Ingrao, Jory - Payroll Bi-Weekly-Direct Deposit 8/13/2019	-	2,989.24	2,896,384.86
907	PR	669122	08/13/19		12255	Jacobson, Terrence L. - Payroll Bi-Weekly-Direct Deposit 8/13/2019	-	2,641.96	2,893,742.90
907	PR	669152	08/13/19		12256	Jones, Shaun D. - Payroll Bi-Weekly-Direct Deposit 8/13/2019	-	1,872.39	2,891,870.51
907	PR	669177	08/13/19		12257	King, Jeremiah D. - Payroll Bi-Weekly-Direct Deposit 8/13/2019	-	2,291.84	2,889,578.67
907	PR	669202	08/13/19		12258	Kirk, Jaron J. - Payroll Bi-Weekly-Direct Deposit 8/13/2019	-	1,922.54	2,887,656.13
907	PR	669222	08/13/19		12259	Kohler, Travis W. - Payroll Bi-Weekly-Direct Deposit 8/13/2019	-	1,816.28	2,885,839.85
907	PR	669242	08/13/19		12260	Kontz, Michael V. - Payroll Bi-Weekly-Direct Deposit 8/13/2019	-	2,084.71	2,883,755.14
907	PR	669263	08/13/19		12261	Kuykendall, Jeffery W. - Payroll Bi-Weekly-Direct Deposit 8/13/2019	-	2,563.25	2,881,191.89
907	PR	669283	08/13/19		12262	Lambrecht, Marci J. - Payroll Bi-Weekly-Direct Deposit 8/13/2019	-	1,108.83	2,880,083.06
907	PR	669306	08/13/19		12263	Legge, David B. - Payroll Bi-Weekly-Direct Deposit 8/13/2019	-	2,459.83	2,877,623.23
907	PR	669330	08/13/19		12264	Litchfield, Ronald K. - Payroll Bi-Weekly-Direct Deposit 8/13/2019	-	2,135.28	2,875,487.95
907	PR	669352	08/13/19		12265	Lopeman, Keith A. - Payroll Bi-Weekly-Direct Deposit 8/13/2019	-	2,560.51	2,872,927.44
907	PR	669376	08/13/19		12266	Lynch, Peter J. - Payroll Bi-Weekly-Direct Deposit 8/13/2019	-	1,506.14	2,871,421.30
907	PR	669401	08/13/19		12267	Lys, Damian P. - Payroll Bi-Weekly-Direct Deposit 8/13/2019	-	2,429.65	2,868,991.65
907	PR	669426	08/13/19		12268	Mauldin, Mark E. - Payroll Bi-Weekly-Direct Deposit 8/13/2019	-	2,595.42	2,866,396.23
907	PR	669447	08/13/19		12269	Mayhall, Mathew T. - Payroll Bi-Weekly-Direct Deposit 8/13/2019	-	3,200.24	2,863,195.99
907	PR	669470	08/13/19		12270	Mazzella, Marc A. - Payroll Bi-Weekly-Direct Deposit 8/13/2019	-	1,615.88	2,861,580.11
907	PR	669492	08/13/19		12271	McCarty, Daniel L. - Payroll Bi-Weekly-Direct Deposit 8/13/2019	-	1,466.31	2,860,113.80
907	PR	669520	08/13/19		12272	McFadden, Matthew C. - Payroll Bi-Weekly-Direct Deposit 8/13/2019	-	1,795.73	2,858,318.07
907	PR	669547	08/13/19		12273	McFadden, Michael J. - Payroll Bi-Weekly-Direct Deposit 8/13/2019	-	1,623.91	2,856,694.16

**CAFMA-Central Arizona Fire and Medical**  
GL Account Ledger - Detail By Period  
8/1/2019 through 8/31/2019

Batch	Journal	Entry #	Date	Job	Document	Description	Debits	Credits	Balance
<b>10.1100.0.0.000</b>			<b>CASH WITH YAVAPAI COUNTY (CONTINUED)</b>						
907	PR	669571	08/13/19		12274	McGuire, Thaddeus J. - Payroll Bi-Weekly-Direct Deposit 8/13/2019	\$-	\$1,271.33	\$2,855,422.83
907	PR	669581	08/13/19		12275	McKinnon Jr., Alexander D. - Payroll Bi-Weekly-Direct Deposit 8/13/2019	-	314.05	2,855,108.78
907	PR	669606	08/13/19		12276	Merrill, Eric R. - Payroll Bi-Weekly-Direct Deposit 8/13/2019	-	2,342.43	2,852,766.35
907	PR	669630	08/13/19		12277	Mills, Brett S. - Payroll Bi-Weekly-Direct Deposit 8/13/2019	-	1,020.37	2,851,745.98
907	PR	669651	08/13/19		12278	Moore, Aaron J. - Payroll Bi-Weekly-Direct Deposit 8/13/2019	-	1,572.42	2,850,173.56
907	PR	669677	08/13/19		12279	Mowrer, Laura L. - Payroll Bi-Weekly-Direct Deposit 8/13/2019	-	1,722.73	2,848,450.83
907	PR	669704	08/13/19		12280	Muniz JR, Thomas E. - Payroll Bi-Weekly-Direct Deposit 8/13/2019	-	1,381.86	2,847,068.97
907	PR	669729	08/13/19		12281	Nelson, Michael J. - Payroll Bi-Weekly-Direct Deposit 8/13/2019	-	1,979.02	2,845,089.95
907	PR	669755	08/13/19		12282	Niemynski, Doug T. - Payroll Bi-Weekly-Direct Deposit 8/13/2019	-	3,521.30	2,841,568.65
907	PR	669784	08/13/19		12283	Nolan, Jason K. - Payroll Bi-Weekly-Direct Deposit 8/13/2019	-	2,474.64	2,839,094.01
907	PR	669812	08/13/19		12284	Olson, Rick C. - Payroll Bi-Weekly-Direct Deposit 8/13/2019	-	3,089.59	2,836,004.42
907	PR	669833	08/13/19		12285	Parra, Dustin A. - Payroll Bi-Weekly-Direct Deposit 8/13/2019	-	3,240.70	2,832,763.72
907	PR	669860	08/13/19		12286	Parra, Payton S. - Payroll Bi-Weekly-Direct Deposit 8/13/2019	-	1,405.50	2,831,358.22
907	PR	669879	08/13/19		12287	Peckham, Christopher D. - Payroll Bi-Weekly-Direct Deposit 8/13/2019	-	1,548.57	2,829,809.65
907	PR	669903	08/13/19		12288	Pena, Christopher D. - Payroll Bi-Weekly-Direct Deposit 8/13/2019	-	1,629.43	2,828,180.22
907	PR	669931	08/13/19		12289	Perez, Anthony R. - Payroll Bi-Weekly-Direct Deposit 8/13/2019	-	1,094.39	2,827,085.83
907	PR	669956	08/13/19		12290	Perkins, Shane M. - Payroll Bi-Weekly-Direct Deposit 8/13/2019	-	1,446.73	2,825,639.10
907	PR	669976	08/13/19		12291	Polacek, Jeff - Payroll Bi-Weekly-Direct Deposit 8/13/2019	-	3,217.61	2,822,421.49
907	PR	670001	08/13/19		12292	Poliakon, Brett M. - Payroll Bi-Weekly-Direct Deposit 8/13/2019	-	1,473.38	2,820,948.11
907	PR	670026	08/13/19		12293	Postula, Justin M. - Payroll Bi-Weekly-Direct Deposit 8/13/2019	-	3,104.63	2,817,843.48
907	PR	670049	08/13/19		12294	Postula, Karl A. - Payroll Bi-Weekly-Direct Deposit 8/13/2019	-	2,615.67	2,815,227.81
907	PR	670072	08/13/19		12295	Prange, Ross L. - Payroll Bi-Weekly-Direct Deposit 8/13/2019	-	3,588.15	2,811,639.66
907	PR	670097	08/13/19		12296	Pruitt, Robert E. - Payroll Bi-Weekly-Direct Deposit 8/13/2019	-	3,403.72	2,808,235.94
907	PR	670121	08/13/19		12297	Rafters, William C. - Payroll Bi-Weekly-Direct Deposit 8/13/2019	-	2,089.61	2,806,146.33
907	PR	670145	08/13/19		12298	Reeves, Katherine D. - Payroll Bi-Weekly-Direct Deposit 8/13/2019	-	750.59	2,805,395.74

**CAFMA-Central Arizona Fire and Medical**  
GL Account Ledger - Detail By Period  
8/1/2019 through 8/31/2019

Batch	Journal	Entry #	Date	Job	Document	Description	Debits	Credits	Balance
<b>10.1100.0.0.000</b>			<b>CASH WITH YAVAPAI COUNTY (CONTINUED)</b>						
907	PR	670168	08/13/19		12299	Rendl, Robert A. - Payroll Bi-Weekly-Direct Deposit 8/13/2019	\$-	\$3,594.78	\$2,801,800.96
907	PR	670192	08/13/19		12300	Reyes, Adam N. - Payroll Bi-Weekly-Direct Deposit 8/13/2019	-	1,879.66	2,799,921.30
907	PR	670216	08/13/19		12301	Reyes, Charles A. - Payroll Bi-Weekly-Direct Deposit 8/13/2019	-	2,488.52	2,797,432.78
907	PR	670236	08/13/19		12302	Roberts, Jerry R. - Payroll Bi-Weekly-Direct Deposit 8/13/2019	-	1,998.18	2,795,434.60
907	PR	670262	08/13/19		12303	Rocha, Edgar O. - Payroll Bi-Weekly-Direct Deposit 8/13/2019	-	1,164.31	2,794,270.29
907	PR	670288	08/13/19		12304	Roche, Benjamin H. - Payroll Bi-Weekly-Direct Deposit 8/13/2019	-	2,685.72	2,791,584.57
907	PR	670300	08/13/19		12305	Rorick, Norman T. - Payroll Bi-Weekly-Direct Deposit 8/13/2019	-	639.87	2,790,944.70
907	PR	670324	08/13/19		12306	Rose, Cody S. - Payroll Bi-Weekly-Direct Deposit 8/13/2019	-	3,513.68	2,787,431.02
907	PR	670352	08/13/19		12307	Runo, Kyle E. - Payroll Bi-Weekly-Direct Deposit 8/13/2019	-	2,165.60	2,785,265.42
907	PR	670378	08/13/19		12308	Ryan, Keith M. - Payroll Bi-Weekly-Direct Deposit 8/13/2019	-	491.07	2,784,774.35
907	PR	670400	08/13/19		12309	Scaife, Domenic J. - Payroll Bi-Weekly-Direct Deposit 8/13/2019	-	2,531.61	2,782,242.74
907	PR	670423	08/13/19		12310	Schuster Jr., Alan J. - Payroll Bi-Weekly-Direct Deposit 8/13/2019	-	2,688.31	2,779,554.43
907	PR	670446	08/13/19		12311	Seets, James W. - Payroll Bi-Weekly-Direct Deposit 8/13/2019	-	3,000.80	2,776,553.63
907	PR	670472	08/13/19		12312	Sheldon, Wesley K. - Payroll Bi-Weekly-Direct Deposit 8/13/2019	-	1,434.69	2,775,118.94
907	PR	670493	08/13/19		12313	Sims, Michael H. - Payroll Bi-Weekly-Direct Deposit 8/13/2019	-	1,596.12	2,773,522.82
907	PR	670514	08/13/19		12314	Slay, Marcie C. - Payroll Bi-Weekly-Direct Deposit 8/13/2019	-	1,051.46	2,772,471.36
907	PR	670537	08/13/19		12315	Smith, Andrea L. - Payroll Bi-Weekly-Direct Deposit 8/13/2019	-	1,875.19	2,770,596.17
907	PR	670564	08/13/19		12316	Smith, Russell - Payroll Bi-Weekly-Direct Deposit 8/13/2019	-	1,532.09	2,769,064.08
907	PR	670586	08/13/19		12317	Smith, Travis L. - Payroll Bi-Weekly-Direct Deposit 8/13/2019	-	2,214.93	2,766,849.15
907	PR	670610	08/13/19		12318	Snyder, Timothy E. - Payroll Bi-Weekly-Direct Deposit 8/13/2019	-	2,026.04	2,764,823.11
907	PR	670631	08/13/19		12319	Spingola, Deborah S. - Payroll Bi-Weekly-Direct Deposit 8/13/2019	-	1,607.51	2,763,215.60
907	PR	670654	08/13/19		12320	Stewart, Jeff - Payroll Bi-Weekly-Direct Deposit 8/13/2019	-	1,692.30	2,761,523.30
907	PR	670680	08/13/19		12321	Stooks, Wallace C. - Payroll Bi-Weekly-Direct Deposit 8/13/2019	-	2,451.75	2,759,071.55
907	PR	670700	08/13/19		12322	Tarver, Shawn S. - Payroll Bi-Weekly-Direct Deposit 8/13/2019	-	4,232.86	2,754,838.69
907	PR	670723	08/13/19		12323	Tharp, David S. - Payroll Bi-Weekly-Direct Deposit 8/13/2019	-	2,359.38	2,752,479.31

**CAFMA-Central Arizona Fire and Medical**  
GL Account Ledger - Detail By Period  
8/1/2019 through 8/31/2019

Batch	Journal	Entry #	Date	Job	Document	Description	Debits	Credits	Balance
<b>10.1100.0.0.000</b>			<b>CASH WITH YAVAPAI COUNTY (CONTINUED)</b>						
907	PR	670751	08/13/19		12324	Thompson, Jacob S. - Payroll Bi-Weekly-Direct Deposit 8/13/2019	\$-	\$2,223.01	\$2,750,256.30
907	PR	670779	08/13/19		12325	Tillich, Timothy A. - Payroll Bi-Weekly-Direct Deposit 8/13/2019	-	1,369.85	2,748,886.45
907	PR	670801	08/13/19		12326	Trask, Ryan A. - Payroll Bi-Weekly-Direct Deposit 8/13/2019	-	1,523.72	2,747,362.73
907	PR	670828	08/13/19		12327	Trujillo, Erik J. - Payroll Bi-Weekly-Direct Deposit 8/13/2019	-	2,470.81	2,744,891.92
907	PR	670850	08/13/19		12328	Tucker, Michael I. - Payroll Bi-Weekly-Direct Deposit 8/13/2019	-	2,512.61	2,742,379.31
907	PR	670873	08/13/19		12329	Turner, Kenneth R. - Payroll Bi-Weekly-Direct Deposit 8/13/2019	-	1,530.95	2,740,848.36
907	PR	670894	08/13/19		12330	VanTuyt, Jonah D. - Payroll Bi-Weekly-Direct Deposit 8/13/2019	-	2,684.88	2,738,163.48
907	PR	670918	08/13/19		12331	Vanatta, Justin B. - Payroll Bi-Weekly-Direct Deposit 8/13/2019	-	1,401.97	2,736,761.51
907	PR	670938	08/13/19		12332	Viscardi, Karen W. - Payroll Bi-Weekly-Direct Deposit 8/13/2019	-	1,197.15	2,735,564.36
907	PR	670965	08/13/19		12333	Weiland, Kayleen R. - Payroll Bi-Weekly-Direct Deposit 8/13/2019	-	1,681.58	2,733,882.78
907	PR	670986	08/13/19		12334	Wittenberg, David J. - Payroll Bi-Weekly-Direct Deposit 8/13/2019	-	1,946.83	2,731,935.95
907	PR	671010	08/13/19		12335	Zazueta, Robert P. - Payroll Bi-Weekly-Direct Deposit 8/13/2019	-	2,390.02	2,729,545.93
915	CR	671117	08/15/19		0029544998	RUNO, KYLE -	77.20	-	2,729,623.13
915	CR	671124	08/15/19		0035850037	BUCKEYE VALLEY FIRE DISTRICT -	58.98	-	2,729,682.11
916	CR	671173	08/15/19		00505814	CITY OF PRESCOTT FIRE DEPT. -	554.42	-	2,730,236.53
915	CR	671118	08/15/19		0055302783	Dawydiuk, Lori -	1,133.41	-	2,731,369.94
916	CR	671152	08/15/19		0510580652	EMERY, STEPHEN -	627.24	-	2,731,997.18
916	CR	671153	08/15/19		0510580719	VANATTA, DAVIN -	478.05	-	2,732,475.23
916	CR	671151	08/15/19		0510580735	Valadez, Armando -	378.09	-	2,732,853.32
915	CR	671122	08/15/19		1101027199	ELOY FIRE DISTRICT -	10.83	-	2,732,864.15
915	CR	671112	08/15/19		119	MILLER, MIKI & CYNTHIA -	757.46	-	2,733,621.61
916	CR	671168	08/15/19		12751	PLANS REVIEW -	528.45	-	2,734,150.06
916	CR	671169	08/15/19		12761	PLANS REVIEW -	392.00	-	2,734,542.06
916	CR	671170	08/15/19		13010	PLANS REVIEW -	116.00	-	2,734,658.06
916	CR	671171	08/15/19		13011	PLANS REVIEW -	336.00	-	2,734,994.06
915	CR	671123	08/15/19		137113	ROSENBAUER MOTORS -	1,979.88	-	2,736,973.94
915	CR	671115	08/15/19		1548	Pittman, Samantha -	158.00	-	2,737,131.94
915	CR	671114	08/15/19		175	SCHAIBLE, JUSTINE & ALLAN -	613.89	-	2,737,745.83
915	CR	671116	08/15/19		1777	POLLAN, SUSAN -	312.06	-	2,738,057.89
916	CR	671154	08/15/19		2282	MILLAN, JAIME & VERONICA -	100.00	-	2,738,157.89
916	CR	671150	08/15/19		2698	Kania, Jan -	2,586.27	-	2,740,744.16
915	CR	671120	08/15/19		27113	DRAKE CEMENT -	43,955.12	-	2,784,699.28
915	CR	671121	08/15/19		37004	MINGUS MOUNTAIN ESTATES INC -	6,210.98	-	2,790,910.26
915	CR	671113	08/15/19		3948	BURGOYNE, ROGER & LORI -	358.34	-	2,791,268.60
916	CR	671167	08/15/19		5243	7710 Insurance Company -	1,404.20	-	2,792,672.80
916	CR	671149	08/15/19		630910178	WAGNER, ADAM -	144.94	-	2,792,817.74

**CAFMA-Central Arizona Fire and Medical**  
GL Account Ledger - Detail By Period  
8/1/2019 through 8/31/2019

Batch	Journal	Entry #	Date	Job	Document	Description	Debits	Credits	Balance
<b>10.1100.0.0.000</b>			<b>CASH WITH YAVAPAI COUNTY (CONTINUED)</b>						
915	CR	671119	08/15/19		631655065	Ross, Malcolm -	\$290.73	\$-	\$2,793,108.47
916	CR	671155	08/15/19		6624	Ray, Daniel -	905.40	-	2,794,013.87
915	CR	671125	08/15/19		9335688	AZ STATE LAND -	43,682.67	-	2,837,696.54
916	CR	671172	08/15/19		CASH	MISCELLANEOUS INCOME -	20.00	-	2,837,716.54
931	CD	672007	08/20/19		756737569	Arizona Dept. of Public Safety - Void Check ARDEPU	110.00	-	2,837,826.54
928	CR	671909	08/22/19		1075	MASON, JOHN -	243.74	-	2,838,070.28
929	CR	671997	08/22/19		12774	PLANS REVIEW -	392.00	-	2,838,462.28
929	CR	671998	08/22/19		12776	PLANS REVIEW -	392.00	-	2,838,854.28
929	CR	672000	08/22/19		12777	PLANS REVIEW -	432.00	-	2,839,286.28
929	CR	671999	08/22/19		12779	PLANS REVIEW -	392.00	-	2,839,678.28
928	CR	671916	08/22/19		14231929	GRAY WOLF REGIONAL FACILITY -	4,650.77	-	2,844,329.05
928	CR	671917	08/22/19		16346	RORICK, NORM -	105.00	-	2,844,434.05
928	CR	671918	08/22/19		16436	Muniz, Tom Sr. -	75.48	-	2,844,509.53
929	CR	671974	08/22/19		215	WRIGHT, JAMES -	97.19	-	2,844,606.72
928	CR	671910	08/22/19		2541888301	TAYLOR, DENNIS & DEBORAH -	100.00	-	2,844,706.72
928	CR	671905	08/22/19		2708	STOLTZMANN, DAVID & JOY -	571.59	-	2,845,278.31
929	CR	671973	08/22/19		2926	BRACHMAN, JUDY -	977.76	-	2,846,256.07
928	CR	671907	08/22/19		3170	INGRAO, JACK -	92.76	-	2,846,348.83
928	CR	671906	08/22/19		348	Hayden, Karen -	266.49	-	2,846,615.32
928	CR	671914	08/22/19		36028589	BUCKEY VALLEY FIRE DISTRICT -	190.01	-	2,846,805.33
928	CR	671915	08/22/19		61085	PAYSON FIRE DEPARTMENT -	226.94	-	2,847,032.27
928	CR	671908	08/22/19		6625	Ray, Daniel -	36.47	-	2,847,068.74
928	CR	671912	08/22/19		706100531	VERDE VALLEY FIRE DISTRICT -	2,429.07	-	2,849,497.81
929	CR	671975	08/22/19		706500801	MAYER FIRE DISTRICT -	454.67	-	2,849,952.48
929	CR	671976	08/22/19		706500820	MAYER FIRE DISTRICT -	223.53	-	2,850,176.01
928	CR	671913	08/22/19		756720576	COPPER CANYON FIRE & MEDICAL -	23.00	-	2,850,199.01
928	CR	671911	08/22/19		830000057	Blue Ridge Fire -	482.39	-	2,850,681.40
931	CD	672174	08/26/19		27AUG2019-DIR-DE	Chase Bank - PR - DIRECT DEPOSIT PPE 8-17-19	346,328.78	-	3,197,010.18
931	CD	672013	08/26/19		756737640	Abel, Todd - Cash Disbursement ABETOD	-	1,663.52	3,195,346.66
931	CD	672017	08/26/19		756737641	Able Saw, LLC - Cash Disbursement ABLSAW	-	494.33	3,194,852.33
931	CD	672025	08/26/19		756737642	Advance Auto Parts - Cash Disbursement ADAUPA	-	4.08	3,194,848.25
931	CD	672028	08/26/19		756737643	Alert-All Corporation - Cash Disbursement ALALCO	-	3,490.00	3,191,358.25
931	CD	672030	08/26/19		756737644	Anderson Asphalt Svcs&Contract - Cash Disbursement ANASSE	-	6,000.00	3,185,358.25
931	CD	672033	08/26/19		756737645	APS - Cash Disbursement APS	-	9,725.51	3,175,632.74
931	CD	672064	08/26/19		756737647	Arizona Dept. of Public Safety - Cash Disbursement ARDEPU	-	88.00	3,175,544.74
931	CD	672069	08/26/19		756737648	Arizona Dept. of Public Safety - Cash Disbursement ARDEPU	-	5.00	3,175,539.74
931	CD	672071	08/26/19		756737649	Auto Trim Plus LLC - Cash Disbursement AUTRPL	-	1,090.00	3,174,449.74
931	CD	672074	08/26/19		756737650	Bennett Oil - Cash Disbursement BENOIL	-	889.98	3,173,559.76
931	CD	672076	08/26/19		756737651	Best Pick Disposal, Inc - Cash Disbursement BEPIDI	-	417.73	3,173,142.03
931	CD	672084	08/26/19		756737652	Bound Tree Medical LLC - Cash Disbursement BOTRME	-	9,372.54	3,163,769.49
931	CD	672140	08/26/19		756737656	Bradshaw Mountain Environ. Inc - Cash Disbursement BRMOEN	-	195.00	3,163,574.49
931	CD	672142	08/26/19		756737657	Patty Brookins - Cash Disbursement BROPAT	-	272.16	3,163,302.33

**CAFMA-Central Arizona Fire and Medical**  
GL Account Ledger - Detail By Period  
8/1/2019 through 8/31/2019

Batch	Journal	Entry #	Date	Job	Document	Description	Debits	Credits	Balance
<b>10.1100.0.0.000</b>			<b>CASH WITH YAVAPAI COUNTY (CONTINUED)</b>						
931	CD	672144	08/26/19		756737658	B & W Fire Security Systems - Cash Disbursement BWFISE	\$-	\$95.00	\$3,163,207.33
931	CD	672146	08/26/19		756737659	Cable One Business - Cash Disbursement CABONE	-	936.81	3,162,270.52
931	CD	672150	08/26/19		756737660	Canyon Pipe & Supply Inc. - Cash Disbursement CAPISU	-	149.70	3,162,120.82
931	CD	672155	08/26/19		756737661	CAROTHERS, ROBERT COUGAN - Cash Disbursement CARCOU	-	668.20	3,161,452.62
931	CD	672157	08/26/19		756737662	Carson , Debbie - Cash Disbursement CARDEB	-	1,170.00	3,160,282.62
931	CD	672159	08/26/19		756737663	CenturyLink - Cash Disbursement CENLIN	-	637.83	3,159,644.79
931	CD	672164	08/26/19		756737664	CenturyLink - Cash Disbursement CENLIN	-	29.19	3,159,615.60
931	CD	672167	08/26/19		756737665	Chase Bank - Cash Disbursement CHASE	-	1,291.32	3,158,324.28
931	CD	672170	08/26/19		756737666	Chase Bank - Cash Disbursement CHASE	-	1,047.88	3,157,276.40
931	CD	672173	08/26/19		756737667	Chase Bank - Cash Disbursement CHASE	-	740,058.85	2,417,217.55
931	CD	672202	08/26/19		756737669	Chase Card Services - Cash Disbursement CHCASE	-	42,468.93	2,374,748.62
931	CD	672497	08/26/19		756737687	Chief Supply Corp - Cash Disbursement CHSUCO	-	171.99	2,374,576.63
931	CD	672500	08/26/19		756737688	City of Prescott - Cash Disbursement CITPRE	-	41,488.36	2,333,088.27
931	CD	672502	08/26/19		756737689	City of Prescott - Cash Disbursement CITPRE	-	491.93	2,332,596.34
931	CD	672507	08/26/19		756737690	Cornwell Tools - Cash Disbursement CORNWE	-	209.47	2,332,386.87
931	CD	672510	08/26/19		756737691	Copper State Supply, Inc - Cash Disbursement COSTSU	-	674.10	2,331,712.77
931	CD	672513	08/26/19		756737692	Curtis Tools for Heroes - Cash Disbursement CUTOHE	-	401.68	2,331,311.09
931	CD	672516	08/26/19		756737693	Dave's Tree and Yard - Cash Disbursement DATRYA	-	1,500.00	2,329,811.09
931	CD	672518	08/26/19		756737694	The Employment Network Magazin - Cash Disbursement EMNEMA	-	295.00	2,329,516.09
931	CD	672520	08/26/19		756737695	EMPIRE SOUTHWEST,LLC - Cash Disbursement EMSOWE	-	131.27	2,329,384.82
931	CD	672524	08/26/19		756737696	Enerspect Medical Solutions - Cash Disbursement ENMESO	-	403.75	2,328,981.07
931	CD	672528	08/26/19		756737697	ESO Solutions, Inc - Cash Disbursement ESOSOL	-	4,340.00	2,324,641.07
931	CD	672533	08/26/19		756737698	FleetPride, Inc - Cash Disbursement FLEETP	-	226.72	2,324,414.35
931	CD	672537	08/26/19		756737699	Foremost Promotions - Cash Disbursement FORPRO	-	150.00	2,324,264.35
931	CD	672539	08/26/19		756737700	Freightliner of AZ, LLC - Cash Disbursement FROFAZ	-	713.48	2,323,550.87
931	CD	672543	08/26/19		756737701	Globalstar - Cash Disbursement GLOBAL	-	228.96	2,323,321.91
931	CD	672546	08/26/19		756737702	W.W. Grainger, Inc. - Cash Disbursement GRAING	-	184.86	2,323,137.05
931	CD	672549	08/26/19		756737703	HME, Inc. - Cash Disbursement HMEINC	-	90.42	2,323,046.63
931	CD	672554	08/26/19		756737704	Immix Technology, Inc. - Cash Disbursement IMMTEC	-	675.00	2,322,371.63
931	CD	672557	08/26/19		756737705	International Code Council Inc - Cash Disbursement INCOCO	-	135.00	2,322,236.63
931	CD	672559	08/26/19		756737706	Interstate Batteries - Cash Disbursement INTBAT	-	217.76	2,322,018.87
931	CD	672562	08/26/19		756737707	Lamb Chevrolet - Cash Disbursement LAMCHE	-	158.59	2,321,860.28
931	CD	672565	08/26/19		756737708	Melcher Printing, Inc. - Cash Disbursement MELPRI	-	33.30	2,321,826.98
931	CD	672568	08/26/19		756737709	Mitchell Repair Info. Comp LLC - Cash Disbursement MITCHE	-	395.36	2,321,431.62
931	CD	672574	08/26/19		756737710	Neumann High Country Doors - Cash Disbursement NEUHCD	-	150.00	2,321,281.62
931	CD	672576	08/26/19		756737711	NextCare Arizona LLC - Cash Disbursement NEXARI	-	43.00	2,321,238.62
931	CD	672578	08/26/19		756737712	Prescott Winlectric Co. - Cash Disbursement PREWIN	-	633.39	2,320,605.23
931	CD	672585	08/26/19		756737713	PROTINT - Cash Disbursement PROTIN	-	1,141.61	2,319,463.62



**CAFMA-Central Arizona Fire and Medical**  
GL Account Ledger - Detail By Period  
8/1/2019 through 8/31/2019

Batch	Journal	Entry #	Date	Job	Document	Description	Debits	Credits	Balance
<b>10.1100.0.0.000</b>			<b>CASH WITH YAVAPAI COUNTY (CONTINUED)</b>						
931	CD	672588	08/26/19		756737714	Prescott Steel & Welding - Cash Disbursement PRSTWE	\$-	\$81.47	\$2,319,382.15
931	CD	672591	08/26/19		756737715	Prescott Tire Pros & Autom.LLC - Cash Disbursement PRTIPR	-	159.53	2,319,222.62
931	CD	672594	08/26/19		756737716	PSG Consulting, Inc. - Cash Disbursement PSGCON	-	1,672.50	2,317,550.12
931	CD	672601	08/26/19		756737717	Public Safety Crisis Solutions - Cash Disbursement PUSACR	-	875.00	2,316,675.12
931	CD	672604	08/26/19		756737718	Rosenbauer South Dakota, LLC - Cash Disbursement ROSODA	-	311.67	2,316,363.45
931	CD	672609	08/26/19		756737719	Roth, Karlsson - Cash Disbursement ROTKAR	-	2,340.00	2,314,023.45
931	CD	672611	08/26/19		756737720	Smart Document Solutions - Cash Disbursement SMDOSO	-	546.56	2,313,476.89
931	CD	672617	08/26/19		756737721	Staples Contract & Commmerc.Inc - Cash Disbursement STACOM	-	448.10	2,313,028.79
931	CD	672625	08/26/19		756737722	Star Island Motorsports - Cash Disbursement STISMO	-	865.45	2,312,163.34
931	CD	672651	08/26/19		756737724	Stryker Sales Corporation - Cash Disbursement STSACO	-	66.75	2,312,096.59
931	CD	672658	08/26/19		756737725	D.G.Shoemaker & Associates Inc - Cash Disbursement SUNSUP	-	378.85	2,311,717.74
931	CD	672662	08/26/19		756737726	Teleflex Funding, LLC - Cash Disbursement TELEFL	-	480.73	2,311,237.01
931	CD	672669	08/26/19		756737727	Tessco, Inc. - Cash Disbursement TESSCO	-	820.22	2,310,416.79
931	CD	672675	08/26/19		756737728	Town of Prescott Valley - Cash Disbursement TOPRVA	-	953.73	2,309,463.06
931	CD	672688	08/26/19		756737729	Turbo & Electric Sales & Srvs - Cash Disbursement TUELSA	-	1,011.08	2,308,451.98
931	CD	672691	08/26/19		756737730	Unisource Energy Services - Cash Disbursement UNENSE	-	126.90	2,308,325.08
931	CD	672700	08/26/19		756737731	United Disposal, Inc - Cash Disbursement UNIDIS	-	198.00	2,308,127.08
931	CD	672702	08/26/19		756737732	Verified First, LLC - Cash Disbursement VEFIBA	-	92.00	2,308,035.08
931	CD	672704	08/26/19		756737733	Verizon Wireless - Cash Disbursement VERWIR	-	4,458.38	2,303,576.70
931	CD	672709	08/26/19		756737734	XEROX FINANCIAL SERVICES - Cash Disbursement XEFISE	-	758.81	2,302,817.89
931	CD	672714	08/26/19		756737735	Yavapai County Fire and - Cash Disbursement YACOFI	-	125.00	2,302,692.89
931	CD	672716	08/26/19		756737736	Yavapai Mechanical Plumbing - Cash Disbursement YAMEPL	-	184.00	2,302,508.89
932	PR	676077	08/27/19		12336	Abel, Todd D. - Payroll Bi-Weekly-Direct Deposit 8/27/2019	-	7,981.21	2,294,527.68
932	PR	676103	08/27/19		12337	Apolinar, Johnathan R. - Payroll Bi-Weekly-Direct Deposit 8/27/2019	-	1,260.82	2,293,266.86
932	PR	676126	08/27/19		12338	Baker, Mark A. - Payroll Bi-Weekly-Direct Deposit 8/27/2019	-	2,088.11	2,291,178.75
932	PR	676149	08/27/19		12339	Barnum, Josh M. - Payroll Bi-Weekly-Direct Deposit 8/27/2019	-	2,028.89	2,289,149.86
932	PR	676176	08/27/19		12340	Basurto-Cancino, Leobardo - Payroll Bi-Weekly-Direct Deposit 8/27/2019	-	1,380.53	2,287,769.33
932	PR	676196	08/27/19		12341	Beck, David W. - Payroll Bi-Weekly-Direct Deposit 8/27/2019	-	1,904.36	2,285,864.97
932	PR	676214	08/27/19		12342	Bliss, Scott D. - Payroll Bi-Weekly-Direct Deposit 8/27/2019	-	8,305.78	2,277,559.19
932	PR	676235	08/27/19		12343	Blum, Rodney A. - Payroll Bi-Weekly-Direct Deposit 8/27/2019	-	2,737.81	2,274,821.38



**CAFMA-Central Arizona Fire and Medical**  
GL Account Ledger - Detail By Period  
8/1/2019 through 8/31/2019

Batch	Journal	Entry #	Date	Job	Document	Description	Debits	Credits	Balance
<b>10.1100.0.0.000</b>			<b>CASH WITH YAVAPAI COUNTY (CONTINUED)</b>						
932	PR	676261	08/27/19		12344	Brookins, Patricia M. - Payroll Bi-Weekly-Direct Deposit 8/27/2019	\$-	\$2,829.40	\$2,271,991.98
932	PR	676284	08/27/19		12345	Brown, Dennis F. - Payroll Bi-Weekly-Direct Deposit 8/27/2019	-	5,704.68	2,266,287.30
932	PR	676308	08/27/19		12346	Brunk, Jacob A. - Payroll Bi-Weekly-Direct Deposit 8/27/2019	-	1,767.42	2,264,519.88
932	PR	676333	08/27/19		12347	Buchanan, Ben D. - Payroll Bi-Weekly-Direct Deposit 8/27/2019	-	3,530.05	2,260,989.83
932	PR	676355	08/27/19		12348	Bulters, Scott D. - Payroll Bi-Weekly-Direct Deposit 8/27/2019	-	2,045.23	2,258,944.60
932	PR	676378	08/27/19		12349	Buntin, Darrell R. - Payroll Bi-Weekly-Direct Deposit 8/27/2019	-	1,856.18	2,257,088.42
932	PR	676401	08/27/19		12350	Burch, Brian J. - Payroll Bi-Weekly-Direct Deposit 8/27/2019	-	2,510.47	2,254,577.95
932	PR	676423	08/27/19		12351	Burch, Bryten J. - Payroll Bi-Weekly-Direct Deposit 8/27/2019	-	1,142.10	2,253,435.85
932	PR	676451	08/27/19		12352	Burch, Caden C. - Payroll Bi-Weekly-Direct Deposit 8/27/2019	-	2,846.14	2,250,589.71
932	PR	676473	08/27/19		12353	Burch, Kylee C. - Payroll Bi-Weekly-Direct Deposit 8/27/2019	-	874.29	2,249,715.42
932	PR	676495	08/27/19		12354	Bushman, James V. - Payroll Bi-Weekly-Direct Deposit 8/27/2019	-	2,352.71	2,247,362.71
932	PR	676518	08/27/19		12355	Butler, Jason - Payroll Bi-Weekly-Direct Deposit 8/27/2019	-	1,719.68	2,245,643.03
932	PR	676539	08/27/19		12356	Butler, Karen S. - Payroll Bi-Weekly-Direct Deposit 8/27/2019	-	1,359.62	2,244,283.41
932	PR	676565	08/27/19		12357	Butterfield, Jesse D. - Payroll Bi-Weekly-Direct Deposit 8/27/2019	-	1,147.62	2,243,135.79
932	PR	676585	08/27/19		12358	Carothers, Robert C. - Payroll Bi-Weekly-Direct Deposit 8/27/2019	-	5,992.61	2,237,143.18
932	PR	676604	08/27/19		12359	Chase, Rick D. - Payroll Bi-Weekly-Direct Deposit 8/27/2019	-	3,297.87	2,233,845.31
932	PR	676627	08/27/19		12360	Copenhaver, Douglas J. - Payroll Bi-Weekly-Direct Deposit 8/27/2019	-	1,591.55	2,232,253.76
932	PR	676649	08/27/19		12361	Cox, Phillip C. - Payroll Bi-Weekly-Direct Deposit 8/27/2019	-	2,972.88	2,229,280.88
932	PR	676672	08/27/19		12362	Croft, Adam J. - Payroll Bi-Weekly-Direct Deposit 8/27/2019	-	1,977.81	2,227,303.07
932	PR	676694	08/27/19		12363	Crossman, Eric L. - Payroll Bi-Weekly-Direct Deposit 8/27/2019	-	1,809.08	2,225,493.99
932	PR	676717	08/27/19		12364	Cruz, Steven R. - Payroll Bi-Weekly-Direct Deposit 8/27/2019	-	1,941.86	2,223,552.13
932	PR	676741	08/27/19		12365	Cunningham, Cody A. - Payroll Bi-Weekly-Direct Deposit 8/27/2019	-	1,980.55	2,221,571.58
932	PR	676764	08/27/19		12366	Curry, Robert C. - Payroll Bi-Weekly-Direct Deposit 8/27/2019	-	2,226.02	2,219,345.56
932	PR	676790	08/27/19		12367	Davidson, Glenn T. - Payroll Bi-Weekly-Direct Deposit 8/27/2019	-	2,952.26	2,216,393.30
932	PR	676814	08/27/19		12368	Davis, Bradley M. - Payroll Bi-Weekly-Direct Deposit 8/27/2019	-	4,413.22	2,211,980.08

**CAFMA-Central Arizona Fire and Medical**  
GL Account Ledger - Detail By Period  
8/1/2019 through 8/31/2019

Batch	Journal	Entry #	Date	Job	Document	Description	Debits	Credits	Balance
<b>10.1100.0.0.000</b>			<b>CASH WITH YAVAPAI COUNTY (CONTINUED)</b>						
932	PR	676835	08/27/19		12369	DeJoria, Dana E. - Payroll Bi-Weekly-Direct Deposit 8/27/2019	\$-	\$1,005.14	\$2,210,974.94
932	PR	676858	08/27/19		12370	Deering, Andrew L. - Payroll Bi-Weekly-Direct Deposit 8/27/2019	-	1,146.59	2,209,828.35
932	PR	676882	08/27/19		12371	Dibble, Gordon L. - Payroll Bi-Weekly-Direct Deposit 8/27/2019	-	1,705.30	2,208,123.05
932	PR	676906	08/27/19		12372	Dixon, Susanne M. - Payroll Bi-Weekly-Direct Deposit 8/27/2019	-	1,916.13	2,206,206.92
932	PR	676930	08/27/19		12373	Douglas, Ren W. - Payroll Bi-Weekly-Direct Deposit 8/27/2019	-	1,877.78	2,204,329.14
932	PR	676951	08/27/19		12374	Dowdy, Charles E. - Payroll Bi-Weekly-Direct Deposit 8/27/2019	-	1,629.28	2,202,699.86
932	PR	676977	08/27/19		12375	Duplessis, Robert A. - Payroll Bi-Weekly-Direct Deposit 8/27/2019	-	2,750.93	2,199,948.93
932	PR	677004	08/27/19		12376	Eckle, Kellan J. - Payroll Bi-Weekly-Direct Deposit 8/27/2019	-	1,611.53	2,198,337.40
932	PR	677026	08/27/19		12377	Edwards, David S. - Payroll Bi-Weekly-Direct Deposit 8/27/2019	-	2,864.68	2,195,472.72
932	PR	677048	08/27/19		12378	Feddema, John J. - Payroll Bi-Weekly-Direct Deposit 8/27/2019	-	3,922.10	2,191,550.62
932	PR	677075	08/27/19		12379	Ferris, Ryan M. - Payroll Bi-Weekly-Direct Deposit 8/27/2019	-	1,446.96	2,190,103.66
932	PR	677099	08/27/19		12380	Fields, Brody J. - Payroll Bi-Weekly-Direct Deposit 8/27/2019	-	2,216.11	2,187,887.55
932	PR	677123	08/27/19		12381	Fields, Zachary E. - Payroll Bi-Weekly-Direct Deposit 8/27/2019	-	2,880.57	2,185,006.98
932	PR	677155	08/27/19		12382	Fournier, Nick T. - Payroll Bi-Weekly-Direct Deposit 8/27/2019	-	3,225.20	2,181,781.78
932	PR	677176	08/27/19		12383	Frawley, Teresa A. - Payroll Bi-Weekly-Direct Deposit 8/27/2019	-	1,032.95	2,180,748.83
932	PR	677198	08/27/19		12384	Frazier, Antonio - Payroll Bi-Weekly-Direct Deposit 8/27/2019	-	2,688.41	2,178,060.42
932	PR	677219	08/27/19		12385	Freeman, Michael - Payroll Bi-Weekly-Direct Deposit 8/27/2019	-	1,566.06	2,176,494.36
932	PR	677242	08/27/19		12386	Freitag, Scott A. - Payroll Bi-Weekly-Direct Deposit 8/27/2019	-	3,994.52	2,172,499.84
932	PR	677265	08/27/19		12387	Gallman, Timothy B. - Payroll Bi-Weekly-Direct Deposit 8/27/2019	-	1,363.29	2,171,136.55
932	PR	677288	08/27/19		12388	Gillihan, Jim W. - Payroll Bi-Weekly-Direct Deposit 8/27/2019	-	1,358.91	2,169,777.64
932	PR	677313	08/27/19		12389	Ginn, James E. - Payroll Bi-Weekly-Direct Deposit 8/27/2019	-	2,043.44	2,167,734.20
932	PR	677335	08/27/19		12390	Gnagey, Daniel W. - Payroll Bi-Weekly-Direct Deposit 8/27/2019	-	1,543.84	2,166,190.36
932	PR	677363	08/27/19		12391	Gray, JT A. - Payroll Bi-Weekly-Direct Deposit 8/27/2019	-	1,161.82	2,165,028.54
932	PR	677386	08/27/19		12392	Grossman, Lucas J. - Payroll Bi-Weekly-Direct Deposit 8/27/2019	-	1,329.43	2,163,699.11
932	PR	677410	08/27/19		12393	Guzzo, Nicholas R. - Payroll Bi-Weekly-Direct Deposit 8/27/2019	-	1,289.30	2,162,409.81
932	PR	677439	08/27/19		12394	Hall, Jace R. - Payroll Bi-Weekly-Direct Deposit 8/27/2019	-	2,139.45	2,160,270.36

**CAFMA-Central Arizona Fire and Medical**  
GL Account Ledger - Detail By Period  
8/1/2019 through 8/31/2019

Batch	Journal	Entry #	Date	Job	Document	Description	Debits	Credits	Balance
<b>10.1100.0.0.000</b>			<b>CASH WITH YAVAPAI COUNTY (CONTINUED)</b>						
932	PR	677466	08/27/19		12395	Harper, Leslie R. - Payroll Bi-Weekly-Direct Deposit 8/27/2019	\$-	\$1,583.87	\$2,158,686.49
932	PR	677490	08/27/19		12396	Hlavacek, Evan - Payroll Bi-Weekly-Direct Deposit 8/27/2019	-	1,879.35	2,156,807.14
932	PR	677514	08/27/19		12397	Horstman, Stephen W. - Payroll Bi-Weekly-Direct Deposit 8/27/2019	-	3,284.74	2,153,522.40
932	PR	677536	08/27/19		12398	Huddleston, Michael B. - Payroll Bi-Weekly-Direct Deposit 8/27/2019	-	2,190.16	2,151,332.24
932	PR	677563	08/27/19		12399	Hutchison, Ethan K. - Payroll Bi-Weekly-Direct Deposit 8/27/2019	-	2,576.08	2,148,756.16
932	PR	677580	08/27/19		12400	Ingrao, Jory - Payroll Bi-Weekly-Direct Deposit 8/27/2019	-	2,059.23	2,146,696.93
932	PR	677607	08/27/19		12401	Jacobson, Terrence L. - Payroll Bi-Weekly-Direct Deposit 8/27/2019	-	2,641.96	2,144,054.97
932	PR	677625	08/27/19		12402	Jimenez, Valentin - Payroll Bi-Weekly-Direct Deposit 8/27/2019	-	879.34	2,143,175.63
932	PR	677654	08/27/19		12403	Jones, Shaun D. - Payroll Bi-Weekly-Direct Deposit 8/27/2019	-	1,440.41	2,141,735.22
932	PR	677679	08/27/19		12404	King, Jeremiah D. - Payroll Bi-Weekly-Direct Deposit 8/27/2019	-	2,291.84	2,139,443.38
932	PR	677705	08/27/19		12405	Kirk, Jaron J. - Payroll Bi-Weekly-Direct Deposit 8/27/2019	-	4,932.45	2,134,510.93
932	PR	677724	08/27/19		12406	Kohler, Travis W. - Payroll Bi-Weekly-Direct Deposit 8/27/2019	-	1,964.60	2,132,546.33
932	PR	677747	08/27/19		12407	Kontz, Michael V. - Payroll Bi-Weekly-Direct Deposit 8/27/2019	-	5,481.33	2,127,065.00
932	PR	677768	08/27/19		12408	Kuykendall, Jeffery W. - Payroll Bi-Weekly-Direct Deposit 8/27/2019	-	2,563.25	2,124,501.75
932	PR	677788	08/27/19		12409	Lambrecht, Marci J. - Payroll Bi-Weekly-Direct Deposit 8/27/2019	-	1,108.83	2,123,392.92
932	PR	677812	08/27/19		12410	Legge, David B. - Payroll Bi-Weekly-Direct Deposit 8/27/2019	-	5,930.07	2,117,462.85
932	PR	677836	08/27/19		12411	Litchfield, Ronald K. - Payroll Bi-Weekly-Direct Deposit 8/27/2019	-	2,721.88	2,114,740.97
932	PR	677859	08/27/19		12412	Lopeman, Keith A. - Payroll Bi-Weekly-Direct Deposit 8/27/2019	-	2,990.46	2,111,750.51
932	PR	677883	08/27/19		12413	Lynch, Peter J. - Payroll Bi-Weekly-Direct Deposit 8/27/2019	-	1,506.14	2,110,244.37
932	PR	677908	08/27/19		12414	Lys, Damian P. - Payroll Bi-Weekly-Direct Deposit 8/27/2019	-	2,429.65	2,107,814.72
932	PR	677934	08/27/19		12415	Mauldin, Mark E. - Payroll Bi-Weekly-Direct Deposit 8/27/2019	-	3,407.28	2,104,407.44
932	PR	677954	08/27/19		12416	Mayhall, Mathew T. - Payroll Bi-Weekly-Direct Deposit 8/27/2019	-	2,299.87	2,102,107.57
932	PR	677976	08/27/19		12417	Mazzella, Marc A. - Payroll Bi-Weekly-Direct Deposit 8/27/2019	-	1,615.87	2,100,491.70
932	PR	678001	08/27/19		12418	McCarty, Daniel L. - Payroll Bi-Weekly-Direct Deposit 8/27/2019	-	3,652.11	2,096,839.59
932	PR	678028	08/27/19		12419	McFadden, Matthew C. - Payroll Bi-Weekly-Direct Deposit 8/27/2019	-	1,373.16	2,095,466.43

**CAFMA-Central Arizona Fire and Medical**  
GL Account Ledger - Detail By Period  
8/1/2019 through 8/31/2019

Batch	Journal	Entry #	Date	Job	Document	Description	Debits	Credits	Balance
<b>10.1100.0.0.000</b>			<b>CASH WITH YAVAPAI COUNTY (CONTINUED)</b>						
932	PR	678056	08/27/19		12420	McFadden, Michael J. - Payroll Bi-Weekly-Direct Deposit 8/27/2019	\$-	\$1,665.50	\$2,093,800.93
932	PR	678081	08/27/19		12421	McGuire, Thaddeus J. - Payroll Bi-Weekly-Direct Deposit 8/27/2019	-	1,375.82	2,092,425.11
932	PR	678091	08/27/19		12422	McKinnon Jr., Alexander D. - Payroll Bi-Weekly-Direct Deposit 8/27/2019	-	663.09	2,091,762.02
932	PR	678115	08/27/19		12423	Merrill, Eric R. - Payroll Bi-Weekly-Direct Deposit 8/27/2019	-	2,241.70	2,089,520.32
932	PR	678138	08/27/19		12424	Mills, Brett S. - Payroll Bi-Weekly-Direct Deposit 8/27/2019	-	760.37	2,088,759.95
932	PR	678160	08/27/19		12425	Moore, Aaron J. - Payroll Bi-Weekly-Direct Deposit 8/27/2019	-	2,640.47	2,086,119.48
932	PR	679560	08/27/19		12425	Moore, Aaron J. - Voided Payroll Bi-Weekly-Direct Deposit 8/27/2019	2,640.47	-	2,088,759.95
932	PR	678185	08/27/19		12426	Mowrer, Laura L. - Payroll Bi-Weekly-Direct Deposit 8/27/2019	-	1,695.74	2,087,064.21
932	PR	678212	08/27/19		12427	Muniz JR, Thomas E. - Payroll Bi-Weekly-Direct Deposit 8/27/2019	-	1,437.52	2,085,626.69
932	PR	678238	08/27/19		12428	Nelson, Michael J. - Payroll Bi-Weekly-Direct Deposit 8/27/2019	-	3,833.37	2,081,793.32
932	PR	678263	08/27/19		12429	Niemynski, Doug T. - Payroll Bi-Weekly-Direct Deposit 8/27/2019	-	2,390.53	2,079,402.79
932	PR	678290	08/27/19		12430	Nolan, Jason K. - Payroll Bi-Weekly-Direct Deposit 8/27/2019	-	1,836.83	2,077,565.96
932	PR	678319	08/27/19		12431	Olson, Rick C. - Payroll Bi-Weekly-Direct Deposit 8/27/2019	-	2,818.58	2,074,747.38
932	PR	678338	08/27/19		12432	Overmyer, Titus C. - Payroll Bi-Weekly-Direct Deposit 8/27/2019	-	1,434.80	2,073,312.58
932	PR	678358	08/27/19		12433	Parra, Dustin A. - Payroll Bi-Weekly-Direct Deposit 8/27/2019	-	2,229.98	2,071,082.60
932	PR	678386	08/27/19		12434	Parra, Payton S. - Payroll Bi-Weekly-Direct Deposit 8/27/2019	-	1,609.50	2,069,473.10
932	PR	678405	08/27/19		12435	Peckham, Christopher D. - Payroll Bi-Weekly-Direct Deposit 8/27/2019	-	1,548.57	2,067,924.53
932	PR	678431	08/27/19		12436	Pena, Christopher D. - Payroll Bi-Weekly-Direct Deposit 8/27/2019	-	2,283.25	2,065,641.28
932	PR	678459	08/27/19		12437	Perez, Anthony R. - Payroll Bi-Weekly-Direct Deposit 8/27/2019	-	1,094.39	2,064,546.89
932	PR	678484	08/27/19		12438	Perkins, Shane M. - Payroll Bi-Weekly-Direct Deposit 8/27/2019	-	1,446.73	2,063,100.16
932	PR	678504	08/27/19		12439	Polacek, Jeff - Payroll Bi-Weekly-Direct Deposit 8/27/2019	-	3,217.61	2,059,882.55
932	PR	678529	08/27/19		12440	Poliakon, Brett M. - Payroll Bi-Weekly-Direct Deposit 8/27/2019	-	1,516.35	2,058,366.20
932	PR	678553	08/27/19		12441	Postula, Justin M. - Payroll Bi-Weekly-Direct Deposit 8/27/2019	-	1,786.18	2,056,580.02
932	PR	678577	08/27/19		12442	Postula, Karl A. - Payroll Bi-Weekly-Direct Deposit 8/27/2019	-	2,664.24	2,053,915.78
932	PR	678599	08/27/19		12443	Prange, Ross L. - Payroll Bi-Weekly-Direct Deposit 8/27/2019	-	3,553.51	2,050,362.27

**CAFMA-Central Arizona Fire and Medical**  
GL Account Ledger - Detail By Period  
8/1/2019 through 8/31/2019

Batch	Journal	Entry #	Date	Job	Document	Description	Debits	Credits	Balance
<b>10.1100.0.0.000</b>			<b>CASH WITH YAVAPAI COUNTY (CONTINUED)</b>						
932	PR	678624	08/27/19		12444	Pruitt, Robert E. - Payroll Bi-Weekly-Direct Deposit 8/27/2019	\$-	\$2,759.17	\$2,047,603.10
932	PR	678648	08/27/19		12445	Rafters, William C. - Payroll Bi-Weekly-Direct Deposit 8/27/2019	-	1,291.57	2,046,311.53
932	PR	678672	08/27/19		12446	Reeves, Katherine D. - Payroll Bi-Weekly-Direct Deposit 8/27/2019	-	761.25	2,045,550.28
932	PR	678694	08/27/19		12447	Rendl, Robert A. - Payroll Bi-Weekly-Direct Deposit 8/27/2019	-	2,763.22	2,042,787.06
932	PR	678719	08/27/19		12448	Reyes, Adam N. - Payroll Bi-Weekly-Direct Deposit 8/27/2019	-	1,904.37	2,040,882.69
932	PR	678743	08/27/19		12449	Reyes, Charles A. - Payroll Bi-Weekly-Direct Deposit 8/27/2019	-	6,637.42	2,034,245.27
932	PR	678762	08/27/19		12450	Roberts, Jerry R. - Payroll Bi-Weekly-Direct Deposit 8/27/2019	-	2,149.08	2,032,096.19
932	PR	678789	08/27/19		12451	Rocha, Edgar O. - Payroll Bi-Weekly-Direct Deposit 8/27/2019	-	1,437.73	2,030,658.46
932	PR	678815	08/27/19		12452	Roche, Benjamin H. - Payroll Bi-Weekly-Direct Deposit 8/27/2019	-	2,685.72	2,027,972.74
932	PR	678827	08/27/19		12453	Rorick, Norman T. - Payroll Bi-Weekly-Direct Deposit 8/27/2019	-	639.87	2,027,332.87
932	PR	678850	08/27/19		12454	Rose, Cody S. - Payroll Bi-Weekly-Direct Deposit 8/27/2019	-	2,630.55	2,024,702.32
932	PR	678879	08/27/19		12455	Runo, Kyle E. - Payroll Bi-Weekly-Direct Deposit 8/27/2019	-	2,541.95	2,022,160.37
932	PR	678907	08/27/19		12456	Ryan, Keith M. - Payroll Bi-Weekly-Direct Deposit 8/27/2019	-	532.06	2,021,628.31
932	PR	678928	08/27/19		12457	Scaife, Domenic J. - Payroll Bi-Weekly-Direct Deposit 8/27/2019	-	2,219.15	2,019,409.16
932	PR	678950	08/27/19		12458	Schuster Jr., Alan J. - Payroll Bi-Weekly-Direct Deposit 8/27/2019	-	5,291.54	2,014,117.62
932	PR	678972	08/27/19		12459	Seets, James W. - Payroll Bi-Weekly-Direct Deposit 8/27/2019	-	2,227.83	2,011,889.79
932	PR	678998	08/27/19		12460	Sheldon, Wesley K. - Payroll Bi-Weekly-Direct Deposit 8/27/2019	-	1,417.36	2,010,472.43
932	PR	679021	08/27/19		12461	Sims, Michael H. - Payroll Bi-Weekly-Direct Deposit 8/27/2019	-	2,166.37	2,008,306.06
932	PR	679042	08/27/19		12462	Slay, Marcie C. - Payroll Bi-Weekly-Direct Deposit 8/27/2019	-	1,051.46	2,007,254.60
932	PR	679065	08/27/19		12463	Smith, Andrea L. - Payroll Bi-Weekly-Direct Deposit 8/27/2019	-	2,014.60	2,005,240.00
932	PR	679093	08/27/19		12464	Smith, Russell - Payroll Bi-Weekly-Direct Deposit 8/27/2019	-	1,736.09	2,003,503.91
932	PR	679115	08/27/19		12465	Smith, Travis L. - Payroll Bi-Weekly-Direct Deposit 8/27/2019	-	2,214.93	2,001,288.98
932	PR	679138	08/27/19		12466	Snyder, Timothy E. - Payroll Bi-Weekly-Direct Deposit 8/27/2019	-	4,208.42	1,997,080.56
932	PR	679159	08/27/19		12467	Spingola, Deborah S. - Payroll Bi-Weekly-Direct Deposit 8/27/2019	-	1,607.51	1,995,473.05
932	PR	679182	08/27/19		12468	Stewart, Jeff - Payroll Bi-Weekly-Direct Deposit 8/27/2019	-	1,673.74	1,993,799.31

**CAFMA-Central Arizona Fire and Medical**  
GL Account Ledger - Detail By Period  
8/1/2019 through 8/31/2019

Batch	Journal	Entry #	Date	Job	Document	Description	Debits	Credits	Balance
<b>10.1100.0.0.000</b>			<b>CASH WITH YAVAPAI COUNTY (CONTINUED)</b>						
932	PR	679208	08/27/19		12469	Stooks, Wallace C. - Payroll Bi-Weekly-Direct Deposit 8/27/2019	\$-	\$2,451.75	\$1,991,347.56
932	PR	679226	08/27/19		12470	Tarver, Shawn S. - Payroll Bi-Weekly-Direct Deposit 8/27/2019	-	2,655.29	1,988,692.27
932	PR	679249	08/27/19		12471	Tharp, David S. - Payroll Bi-Weekly-Direct Deposit 8/27/2019	-	2,359.38	1,986,332.89
932	PR	679276	08/27/19		12472	Thompson, Jacob S. - Payroll Bi-Weekly-Direct Deposit 8/27/2019	-	1,911.32	1,984,421.57
932	PR	679303	08/27/19		12473	Tillich, Timothy A. - Payroll Bi-Weekly-Direct Deposit 8/27/2019	-	1,007.26	1,983,414.31
932	PR	679325	08/27/19		12474	Trask, Ryan A. - Payroll Bi-Weekly-Direct Deposit 8/27/2019	-	1,545.89	1,981,868.42
932	PR	679352	08/27/19		12475	Trujillo, Erik J. - Payroll Bi-Weekly-Direct Deposit 8/27/2019	-	4,655.37	1,977,213.05
932	PR	679372	08/27/19		12476	Tucker, Michael I. - Payroll Bi-Weekly-Direct Deposit 8/27/2019	-	1,882.28	1,975,330.77
932	PR	679398	08/27/19		12477	Turner, Kenneth R. - Payroll Bi-Weekly-Direct Deposit 8/27/2019	-	4,763.89	1,970,566.88
932	PR	679418	08/27/19		12478	VanTuyl, Jonah D. - Payroll Bi-Weekly-Direct Deposit 8/27/2019	-	2,455.42	1,968,111.46
932	PR	679443	08/27/19		12479	Vanatta, Justin B. - Payroll Bi-Weekly-Direct Deposit 8/27/2019	-	1,520.27	1,966,591.19
932	PR	679464	08/27/19		12480	Viscardi, Karen W. - Payroll Bi-Weekly-Direct Deposit 8/27/2019	-	1,353.43	1,965,237.76
932	PR	679492	08/27/19		12481	Weiland, Kayleen R. - Payroll Bi-Weekly-Direct Deposit 8/27/2019	-	1,645.62	1,963,592.14
932	PR	679513	08/27/19		12482	Wittenberg, David J. - Payroll Bi-Weekly-Direct Deposit 8/27/2019	-	1,946.83	1,961,645.31
932	PR	679538	08/27/19		12483	Zazueta, Robert P. - Payroll Bi-Weekly-Direct Deposit 8/27/2019	-	2,957.37	1,958,687.94
932	PR	679582	08/27/19		12484	Moore, Aaron J. - Payroll Bi-Weekly-Direct Deposit 8/27/2019	-	2,507.83	1,956,180.11
937	CR	679634	08/29/19		12778	PLANS REVIEW -	392.00	-	1,956,572.11
937	CR	679635	08/29/19		12791	PLANS REVIEW -	232.00	-	1,956,804.11
937	CR	679633	08/29/19		22152	INCIDENT REPORTS -	20.00	-	1,956,824.11
936	CR	679605	08/29/19		3397	Findlay Toyota Center -	348.00	-	1,957,172.11
936	CR	679609	08/29/19		4017	PRESCOTT AREA WILDLAND URBAN I -	9,279.57	-	1,966,451.68
937	CR	679632	08/29/19		4602	CPR CLASS -	350.00	-	1,966,801.68
936	CR	679606	08/29/19		510580963	MOORE, SCOTT -	15.46	-	1,966,817.14
937	CR	679631	08/29/19		525	Pamela Kelley -	457.70	-	1,967,274.84
936	CR	679607	08/29/19		58825955	WILLER, PATRICK & MICHELLE -	1,106.21	-	1,968,381.05
936	CR	679603	08/29/19		6006	MCKINNON, ALEX -	556.31	-	1,968,937.36
936	CR	679608	08/29/19		706600233	Yarnell Fire District -	58.48	-	1,968,995.84
936	CR	679604	08/29/19		756720592	COPPER CANYON FIRE & MEDICAL -	75.87	-	1,969,071.71
937	CR	679630	08/29/19		MO25961279927	Mindy Loven & Joshua Bailey -	68.72	-	1,969,140.43
950	GJ	687734	08/31/19		Cash w/County	Interest General Fund	13,226.89	-	1,982,367.32
<b>CASH WITH YAVAPAI COUNTY TOTALS:</b>							<b>\$1,036,652.82</b>	<b>\$2,310,507.08</b>	<b>\$1,982,367.32</b>

**CAFMA-Central Arizona Fire and Medical**  
GL Account Ledger - Detail By Period  
8/1/2019 through 8/31/2019

Batch	Journal	Entry #	Date	Job	Document	Description	Debits	Credits	Balance
TOTAL OF LEDGER:							<u>\$1,036,652.82</u>	<u>\$2,310,507.08</u>	<u>\$1,982,367.32</u>

**CAFMA-Central Arizona Fire and Medical**  
GL Trial Balance Worksheet  
For The Period of 8/1/2019 through 8/31/2019

Account	Description	Balances				Adjustments
		Beginning	Debits	Credits	Ending	
10.1100.0.0.000	Cash with Yavapai County	\$3,256,221.58	\$1,036,652.82	\$2,310,507.08	\$1,982,367.32	
TOTALS:		<u>\$3,256,221.58</u>	<u>\$1,036,652.82</u>	<u>\$2,310,507.08</u>	<u>\$1,982,367.32</u>	

\* Inactive accounts are marked and appear in grey.





## SAMPLE

### Central Arizona Fire and Medical Authority

#### FIRE PROTECTION SERVICES AGREEMENT

This Fire Protection Agreement is made effective \_\_\_\_\_, between the Central Arizona Fire and Medical Authority, a political subdivision of the State of Arizona, hereinafter referred to as "AGENCY" and \_\_\_\_\_, hereinafter referred to as the "Applicant." The property under consideration is described as:

Street Address:

Mailing Address:

Contact Phone Number:

Yavapai County Assessor's Parcel Number:

IT IS THEREFORE MUTUALLY UNDERSTOOD AND AGREED AS FOLLOWS:

1) Purpose. AGENCY shall provide fire protection and limited emergency medical services under the terms of this Agreement.

2) Duration and Renewal. The effective term of this Agreement shall be from \_\_\_\_\_ through **June 30, 2020**. The provisions of this Agreement shall renew automatically on July 1 of each year for consecutive one-year terms, unless either party pursues termination of the Agreement pursuant to Paragraph 11.

3) Services Provided. Fire Suppression, Emergency Rescue, and limited Emergency Medical Services (collectively "Emergency Services") will be provided under this Agreement. Unless the Incident Commander (senior AGENCY Officer present) requests additional help, AGENCY shall provide a standard response as determined by AGENCY dispatch protocols on each emergency call from the Applicant, subject to conditions below.

It is intended that the Emergency Services provided under this Agreement shall be made available to the individuals residing at the property described in the Preamble above (the "Property") or invitees of said residents (collectively, "Service Recipients") in conjunction with the above-referenced Property irrespective of whether the Property is owner-occupied or leased. While the Applicant shall be responsible for all fees assessed under this Agreement, AGENCY also reserves the right to invoice any actual Service Recipient for the services provided under this Agreement, according to the fee schedule adopted by AGENCY, as amended from time to time. Said billing shall be in addition to the service fee charged under this Agreement.

In providing services under this Agreement, AGENCY reserves the right to involve such other jurisdictions and EMS or suppression service providers as it deems necessary, consistent with its then current protocol. No assurances are made as to

whether, or to what extent, any such third party providers will respond. Applicant and Service Recipients may be responsible for any additional charges assessed by such other service providers.

Applicant herein acknowledges that AGENCY alone will determine its response to any given incident and that AGENCY alone will determine the number of units and personnel responding to such incident. Applicant further acknowledges that such response is subject to, among others and without limitation, any unforeseen circumstance, a major fire, other accidents, conflicting concurrent calls, reduction in force, road closure, poor road conditions, acts of God, or other situations in which there is a shortage of manpower or equipment. Applicant understands that the response time will likely be extended beyond that which might be regularly expected elsewhere within the jurisdictional boundaries of AGENCY by reason of the distance to and isolation of the Applicant's Property, the limited manpower available, access limitations, road conditions, and the other calls within AGENCY that may take priority, and Applicant hereby consents to the same. In addition, Applicant acknowledges and agrees that AGENCY's response and effectiveness may be limited by a lack of adequate water supply.

Applicant acknowledges and agrees that AGENCY may, in its sole discretion, give priority to other emergency calls either within AGENCY's jurisdictional boundaries or outside AGENCY boundaries, potentially causing a delay in response time. Further, Applicant acknowledges and agrees that AGENCY may, in conjunction with any call to the Property, respond with insufficient equipment or manpower on occasion, either by reason of limited manpower, equipment availability, resource allocation, or by reason of the limited information having been made available to AGENCY in conjunction with the determination of the appropriate response.

Applicant hereby acknowledges that no assurances are given or warranties made as to the response time or service level that will be offered, and agrees to hold the AGENCY harmless from and indemnify AGENCY for any and all damages which might be incurred by Applicant, Service Recipient, to Applicant's Property or to any third party's property or person, including that of any Service Recipient, by reason of extended response times, reduced equipment or manpower response, the decision to involve other service providers, failure to involve other jurisdictions or service providers, AGENCY's decision to allocate resources elsewhere either inside or outside of AGENCY's jurisdictional boundaries, the allocation of manpower or equipment, or other operational decisions which might result in delay or additional loss of life or property.

Further, Applicant acknowledges and agrees that AGENCY shall not be liable for the negligent act or omission of any third party service provider. Applicant also agrees that AGENCY is under no obligation to transport any Service Recipient. Applicant acknowledges that AGENCY does not hold a Certificate of Necessity and does NOT provide ambulance or non-emergency transport services, and that transport services are typically provided through a third party. Applicant, Service Recipient, or both, shall be solely responsible for any and all expenses associated with any transport services utilized by either.

4) Response Time. AGENCY shall make reasonable efforts to respond to Applicant's emergency calls in a manner consistent with then-current agency protocol, subject to the terms and conditions set forth in this Agreement. Applicant hereby acknowledges that response times are subject to variations due to existing weather conditions, road conditions, travel distance, traffic conditions, property identification, conflicting responses, equipment and manpower availability or allocation, and access to Applicant's Property. Applicant acknowledges that because of the substantial distance involved, the minimum response time likely to be experienced by Applicant may exceed that of other recipients within the jurisdictional boundaries of AGENCY, and that no assurances are given by the AGENCY as to what ISO rating might apply to the Applicant's Property.

5) Routing Information. Applicant agrees that it shall provide AGENCY with current routing information to Applicant's Property in a form acceptable to AGENCY Fire Chief, and will endeavor to inform all occupants of subject Property of the proper procedures to follow in case of fire.

6) Access. Applicant hereby specifically acknowledges that standard access roads sufficient to allow AGENCY fire equipment to reach the scenes of emergency calls are a significant factor in AGENCY's ability to respond to emergency calls within a reasonable and expeditious time. If access roadways are not maintained by other public service agencies, the responsibility of providing and maintaining adequate access rests solely with Applicant. Applicant hereby agrees to hold AGENCY harmless from and to fully indemnify AGENCY for any liability or damages arising from any delay which might occur by reason of limited, inadequate or poorly maintained access, inadequate address or access description, or failure of Applicant or the Property to comply with applicable fire codes, building codes, zoning codes or recommendations or requirements made by any agency or AGENCY.

Applicant hereby grants to AGENCY the right of ingress and egress and to enter upon Applicant's Property for purposes of conducting inspections to determine accessibility, and to observe any other matters which may affect AGENCY's ability to provide services under this Agreement. Nothing herein shall be construed as requiring AGENCY to make any such inspection, or to require that AGENCY report to the Property owner in regard to any accessibility issues.

7) Compensation; Calculation; Payment. As consideration for AGENCY's provision of Emergency Services under this Agreement, Applicant shall pay to AGENCY a sum (the "Service Fee") equal to the amount which would be paid if the Applicant's Property was located in and taxable by the respective fire district (either the Central Yavapai Fire District or the Chino Valley Fire District) which would otherwise contract to provide such services to Applicant at that fire district's then current tax rate, any applicable bond debt servicing rates, plus an administrative fee equal to \$50.00 as modified from time to time. The Service Fee shall be owed to AGENCY by Applicant even if there is no current county tax assessed on the Property: by reason of the fact that the property is considered to be non-taxable; because no net assessed value has

been established; or for any other reason. In that event, for the purpose of calculating the Service Fee to be paid by the Applicant, 10% of the full cash value as indicated by the county assessor's office may be used as the assessed value, or if the full cash value is not available, the value of the property shall be established by way of appraisal conducted by a duly-licensed real estate appraiser provided by and solely at the cost of Applicant.

If the property is appraised, the assessed value will be 10% of the appraisal. The then current fire district tax rate shall be applied to said property value, plus any then-applicable bond debt service rates and an administrative fee equal to \$50.00. If for some reason the current assessed value information is unavailable, then the Service Fee under this contract, as renewed, will be equal to the Service Fee charged for the immediately preceding service year, plus 10%, until such time as the current property value information becomes available, at which time the fee for the then-current year shall be recalculated and an adjustment to the Service Fee made.

Payment shall be due when this Agreement is signed; alternatively, payment arrangements may be approved in the sole discretion of AGENCY for quarterly payments with the first payment being due and payable simultaneous with the execution of this Agreement and thereafter on the first day of each subsequent quarter. Any payment not received within 30 days of the due date will be considered in default and may result in the termination of this Agreement. For the initial term of the Agreement, the parties agree that the fee shall be \$«F17», but that such fee may be prorated (based on 12 months).

In the event of termination of this Agreement due to non-payment by Applicant of the agreed Service Fee within 30 days of due date, Applicant must reapply for Emergency Services pursuant to a new Agreement. In such event, the only option for payment under such new Agreement shall be for payment of all monies due in full at the time of execution of the new Agreement; other payment arrangements will only be considered upon renewal of the Agreement after completion of the initial term of the new Agreement.

The Service Fee paid to AGENCY by Applicant pursuant to this Agreement shall be considered earned by AGENCY when paid, and shall not be conditioned upon or modified by reason of the number of responses made by AGENCY to the Applicant's property during the term of this Agreement. While Applicant shall be responsible for all Service Fees assessed under this Agreement, AGENCY also reserves the right to invoice any actual Service Recipients for the services provided under this Agreement according to the then-current fee schedule adopted by AGENCY, as amended from time to time. Said invoice shall be in addition to any Service Fee due under the terms of this Agreement.

8) Insurance. Applicant shall provide AGENCY with a current certificate of liability and hazard insurance, together with the name and address of insurance agent, name of insurance company providing coverage, and insurance policy number.

9) Waiver and Disclaimer of Liability. Applicant agrees that AGENCY shall not be liable for any consequential damages to Applicant or any Service Recipient, including but not limited to any lost income or profits suffered by Applicant or any Service Recipient. In consideration of AGENCY's agreement to provide services under the terms of this Agreement, Applicant agrees to hold AGENCY harmless and hereby releases AGENCY from and indemnifies AGENCY for any and all claims, demands, liability and causes of action that may arise as a result of AGENCY providing the services described herein. Applicant specifically agrees to hold AGENCY harmless from, in addition to the foregoing, any claims, demands, liability or causes of action which might arise out of AGENCY's inability to provide, or any delay or limits in providing services, due in whole or in part to the conditions spelled out in Sections 3, 4, 5, and 6 of this Agreement.

10) No Third-Party Beneficiaries. This Agreement will be for the benefit of the parties named herein only and shall not be construed as having been entered into for the benefit of any third party.

11) No Warranties. Nothing herein shall be construed as a warranty by AGENCY against damages, whether to real property or personal property, which may result by way of fire, injury to a person, by accident or any other emergency occurring on Applicant's Property.

12) Limitation of Damages. In the event of breach or non-performance by AGENCY, Applicant's sole remedy shall be limited to the termination of this Agreement and refund of any unearned fees for that current contract year, the parties hereto having agreed that said fees are a reasonable amount of damages. This limitation of damages shall bind, without limitation, Service Recipients, family members, legal representatives, assigns and successors in interest of the Applicant. The waiver, hold harmless and indemnification provisions of this Agreement are for the benefit of AGENCY and shall survive the termination of this Agreement.

13) Termination. Either party may terminate this Agreement by thirty (30) days' written notice of termination delivered to the other party at these addresses:

For AGENCY:

Central Arizona Fire and Medical Authority  
8603 E. Eastridge Drive  
Prescott Valley, AZ 86314

For Applicant:

\_\_\_\_\_  
\_\_\_\_\_

In the event of termination of this Agreement after the Applicant has paid the required payment due for that term, AGENCY shall return funds to the Applicant prorated on a per day basis for the period after the date of termination.

In the event Applicant sells the subject property or otherwise disposes of the same, this Agreement will terminate immediately upon notification from the Applicant of same; provided, however, that the indemnification requirements imposed on Applicant under this Agreement for incidents occurring during the term of this Agreement shall survive the termination hereof. Nothing herein shall prevent AGENCY from negotiating a new emergency services Agreement with the new owner of the subject property.

14) Cancellation Due to Conflict. AGENCY may cancel this Agreement pursuant to the mandates of A.R.S. §38-511.

15) Severability. If any provision of this Agreement shall be held to be unconstitutional, invalid, or unenforceable, it shall be deemed severable; however, the remainder of the Agreement shall not be affected and shall remain in full force and effect.

16) Fire Code Compliance. Applicant hereby specifically acknowledges that all operations and activities, as well as new construction, and remodel of structures when applicable, will be in compliance with AGENCY's adopted Fire Code.

The undersigned warrants to AGENCY that the Applicant has the power to enter into this Agreement and that all necessary acts have been taken to enter into this Agreement.

APPLICANT

By \_\_\_\_\_  
Date

By \_\_\_\_\_  
Date

CENTRAL ARIZONA FIRE & MEDICAL  
AUTHORITY

\_\_\_\_\_  
Board Chair Date

ATTEST:

\_\_\_\_\_  
Board Clerk Date

# 400 WAGES AND BENEFITS ECONOMIC ACTION PLAN

Created/Revised: 07/01/2016

Reviewed: ~~08/19/2014~~09/09/2019



## I. PURPOSE

Due to the ~~extraordinary~~ economic recession of 2008 and in an effort to provide a fiscally responsible future for the citizens of the Agency, the members of the Agency, and the Agency as business organization, this Economic Action Plan is created.

1. Any wage, benefit, position or service suspended or reduced to members or citizens of the Agency will be listed in the Economic Action Plan and deemed temporary until which time the wage, benefit, position or service can be restored when the economy allows.
2. All items listed in the Economic Action Plan will have references to the date of effect. The policy or SOG affected will also be referenced. A notation in the Policy or SOG manual will refer to the Economic Action Plan rather than changing the entire policy or SOG.
3. Restoration of the items listed, or portion of items listed, in the Economic Action Plan will be determined by the annual review of the Wage and Benefit Committee in the budget process and their recommendation to the Board of Directors for approval.
4. The Economic Action Plan will act as an archive and reference and be considered an Addendum to the Policy Manual of the Agency and be subject to approval by the Board of Directors.

## II. SCOPE

This policy addendum applies to all Agency members.

## III. POLICY

### Merit / Longevity

Effective July 1, 2009 due to our current economic crisis and budget constraints, there will be a temporary freeze regarding merit and longevity increases until further notice. Each year during the budget development process, the Wage and Benefit Committee shall convene to discuss the feasibility of reinstating some form of merit and longevity increases, if possible, and to consider other wage and benefit proposals. This is a change from the existing policy found in the Compensation Policy.

Effective July 1, 2012, merit / longevity increases are reinstated.





DEPARTMENT OF TECHNICAL SERVICES

## **Business Case for Capital Information Technology Investments:**

---

### **Productivity Applications Upgrade**

*Upgrading Microsoft Exchange, Office, and Remote Desktop Services*

---

## **1. Executive Summary**

The Central Arizona Fire and Medical Authority utilize Microsoft productivity applications in order to conduct daily business, including e-mail, word processing, data entry, and remote access. These applications include Microsoft Exchange, Microsoft Office, and Microsoft Remote Desktop Services. The current versions of these products are nearing End-Of-Life (EOL) and need to be updated to a modern & supported version.

This project has been planned for and fully budgeted for FY20.

### **Microsoft Office 2010**

Current CAFMA licensing gives us access to Microsoft Office 2010 Professional Plus. This includes all productivity applications including Word, Excel, PowerPoint, Outlook, Access, OneNote, and Publisher. These applications will go EOL on October 13, 2020.

### **Microsoft Exchange 2010**

CAFMA currently utilizes Microsoft Exchange 2010 for all e-mail services. Microsoft Exchange 2010 goes EOL on January 14<sup>th</sup>, 2020.

### **Microsoft Remote Desktop Services 2008R2**

CAFMA currently utilizes Remote Desktop Services for remote access from various stations, as well as a centralized platform for application delivery. This is built on Windows Server 2008R2, which goes EOL on January 14<sup>th</sup>, 2020.

Because of the current threat-environment, it is vital to maintain applications that are supported by the manufacturer. Once these applications go EOL, security updates are no longer released, potentially leaving our information systems vulnerable to a newly discovered vulnerability. Because of this, CAFMA is in a position that requires this software to be relicensed with the current versions.

As licensing has changed since 2010, multiple options were pursued to find the most cost-effective solution to this challenge. Our two options were a traditional license model we have used in the past, or to license Office 365, which is a subscription service...

### **Traditional License Model**

The traditional license model is a perpetual, one-time cost, either per user or per device, depending on the situation. Normally there is a higher cost per unit; however there is no yearly maintenance.

In the case of Microsoft Exchange, traditional licensing also requires that we have infrastructure in order to support the software. It should be noted that the cost of that infrastructure was not

included in the calculations as we have already budgeted for this infrastructure, and it is already in place.

### **Office 365 / Subscription**

Since 2013, Microsoft has offered a subscription service called Office 365. This is a per user / per month subscription that gives access to Microsoft Office applications, as well as hosted Exchange in Microsoft's public cloud infrastructure. This does have the benefit of not requiring infrastructure for e-mail related services onsite.

In order to license this particular model, additional Operational funds would need to be appropriated, as this is a perpetual, year-to-year cost, and if the subscription is cancelled, CAFMA would lose all access to e-mail and Office productivity applications.

### **Cost Analysis**

A cost analysis was done for both options with the following conditions:

- Total Cost of Ownership over a 7-year period;
- Total user count of 175 users;
- Office 365 Government G3 Licensing;
- Traditional License Renewal in 2024, including a 10% increase in cost;

**OFFICE 365 / SUBSCRIPTION 7-YEAR TCO: \$253,575 (ALL OPEX)**

**TRADITIONAL LICENSE MODEL 7 –YEAR TCO: \$112,568.04 (CAPEX OR OPEX)**

### **Conclusion**

Due to the fact that we already have the infrastructure needed to run Microsoft Exchange, as well as the fact that the 7-year TCO was less than half than that of Office 365, we have elected to move forward with the traditional license model.

### **Bid Selection**

We reached out to 5 separate vendors for bids on the software required. In the end we selected to separate vendors for specific items requested:

- **IT Outlet**
  - Microsoft Office, Exchange, and Exchange Client Access Licenses
  - Total Cost: \$56,647.50
  - Reason for selection: IT Outlet was the 2<sup>nd</sup> lowest bidder (by ~\$1,750), and was selected not only for their price, but for a recent Windows 10 license project in

which they responded above and beyond expectations. This gives us assurance they will do well for us on this project as well.

- **MyChoiceSoftware**
  - Microsoft Remote Desktop Services User Client Access Licenses
  - Total Cost: \$10,799.95
  - Reason for selection: MyChoiceSoftware gave us a very competitive price for the RDS licensing and were extremely responsive in our requests for quotes.

**Total Cost of Project: \$67,447.45**

**Budget:**

- \$65,000 from Capital 10.7750.4.1.000 (Budgeted)
- \$2,447.45 from Operating 10.6201.4.1.000 (Budgeted)



# Sales Proposal 51195

IT OUTLET INC

Date 8/30/2019

Terms

NET 30

Valid for

30 days

SO

0

Customer	Ship To	Proposal By
CENTRAL ARIZONA FIRE & MEDICAL AUTHORITY 9601 E. Valley Road Building F  Prescott Valley, AZ 86314 United States	CENTRAL ARIZONA FIRE & MEDICAL AUTHORITY 9601 E. Valley Road Building F  Prescott Valley, AZ 86314 United States	IT OUTLET INC 701 E 52nd St N  Sioux Falls, SD 57104 United States
Attn: Jonah Van Tuyl Email: jvantuyl@cazfire.org	Attn: Jonah Van Tuyl Email: jvantuyl@cazfire.org	Attn: Jack Gayle Phone: 605-274-3423 Fax: 605-275-4195 Email: jack@itoutlet.com

Line	Item	Mfgr	Description	Qty	Unit Price	Extended
0001	79P-05745	MICROSOFT	OFFICE 2019 PROFESSIONAL PLUS 1 License - Local Government - Microsoft Open Business GOVT New Surplus	100	425.00	42,500.00
0002	381-04516	MICROSOFT	EXCHANGE SERVER 2019 STANDARD CAL License - 1 User CAL - Local Government, Volume - Microsoft Open License for Government - English - PC GOVT USR CAL New Surplus	175	74.10	12,967.50
0003	312-04417	MICROSOFT	EXCHANGE SERVER 2019 STANDARD License - 1 Server - Local Government, Volume - Microsoft Open License for Government - English - PC GOVT New Surplus	2	590.00	1,180.00

Your Price \$ 56,647.50

All Currency Totals are in US Dollar



QUOTE NUMBER

7885

DATE

September 12, 2019

VALID UNTIL

October 12, 2019 at 10:30am

FOR

Central Arizona Fire

TO

Jonah Van Tuyl

FROM

Sergio Meraz

My Choice Software

23706 Birtcher Drive

Lake Forest, CA 92630

[www.mychoicesoftware.com](http://www.mychoicesoftware.com)

PHONE

18003181439

## CAZ - My Choice Software

### MICROSOFT WINDOWS SERVER 2019 - 50 PACK RDS USER CALS - SAME DAY

50 PACK RDS USER CALS x 3 = Total 150 RDS User CALs.

2,799.99

x 3

8,399.97

### MICROSOFT WINDOWS SERVER 2019 - 20 PACK RDS USER CALS - SAME DAY

20 PACK RDS USER CALS

1,899.99

x 1

1,899.99

### MICROSOFT WINDOWS SERVER 2019 - 5 PACK RDS USER CALS - SAME DAY

5 PACK RDS USER CALS

499.99

x 1

499.99

**Total USD**

**\$10,799.95**

**Hi Jonah,**

If everything looks good and you wish to proceed, please Accept the quote. I will be notified and will send you one of a secure checkout link to complete your purchase.

Thank you again for this opportunity and I look forward to building a great business relationship with you!

All My Best,

Sergio Meraz

[sergio@mychoicesoftware.com](mailto:sergio@mychoicesoftware.com)

(800) 318-1439 EXT 303

## ALL QUOTES

Factor	Score Possible	Provantage	IT Outlet	TechVar	InSight	MyChoiceSoftware
QUOTE AMOUNT (only pertinent items on quote)		\$ 19,030.74	\$ 17,648.75	\$ 17,937.50	\$ 27,237.76	\$ 10,799.95
PRICE of the ELIGIBLE Products and Services	40	20	30	25	25	40
Experience with Products	20	20	20	20	20	20
Products Meet Specifications	20	20	20	20	20	20
Experience w/ Service Provider	20	10	20	15	0	15
TOTAL	100	70	90	80	65	95



Factor	Score Possible	Provantage	IT Outlet	TechVar	InSight	MyChoiceSoftware
QUOTE AMOUNT (only pertinent items on quote)		\$ 61,334.32	\$ 56,647.50	\$ 54,900.00	\$ 63,770.82	65587.23
<b>PRICE of the ELIGIBLE Products and Services</b>	40	30	35	40	25	20
Experience with Products	20	20	20	20	20	20
Products Meet Specifications	20	20	20	20	20	20
Experience w/ Service Provider	20	10	20	15	0	15
<b>TOTAL</b>	100	80	95	95	65	75



# Sales Proposal 51195

IT OUTLET INC

Date 8/30/2019

Terms

NET 30

Valid for

30 days

SO

0

Customer	Ship To	Proposal By
CENTRAL ARIZONA FIRE & MEDICAL AUTHORITY 9601 E. Valley Road Building F  Prescott Valley, AZ 86314 United States	CENTRAL ARIZONA FIRE & MEDICAL AUTHORITY 9601 E. Valley Road Building F  Prescott Valley, AZ 86314 United States	IT OUTLET INC 701 E 52nd St N  Sioux Falls, SD 57104 United States
Attn: Jonah Van Tuyl Email: jvantuyl@cazfire.org	Attn: Jonah Van Tuyl Email: jvantuyl@cazfire.org	Attn: Jack Gayle Phone: 605-274-3423 Fax: 605-275-4195 Email: jack@itoutlet.com

Line	Item	Mfgr	Description	Qty	Unit Price	Extended
0001	79P-05745	MICROSOFT	OFFICE 2019 PROFESSIONAL PLUS 1 License - Local Government - Microsoft Open Business GOVT New Surplus	100	425.00	42,500.00
0002	381-04516	MICROSOFT	EXCHANGE SERVER 2019 STANDARD CAL License - 1 User CAL - Local Government, Volume - Microsoft Open License for Government - English - PC GOVT USR CAL New Surplus	175	74.10	12,967.50
0003	312-04417	MICROSOFT	EXCHANGE SERVER 2019 STANDARD License - 1 Server - Local Government, Volume - Microsoft Open License for Government - English - PC GOVT New Surplus	2	590.00	1,180.00
0004	6VC-03774	MICROSOFT	Windows Remote Desktop Services 2019 License - 1 User CAL - Local Government, Volume - Microsoft Open License for Government New Surplus	175	100.85	17,648.75

All Currency Totals are in US Dollar

Winning Bid for Office and  
Exchange 2019.  
(Items 0001,0002, and 0003)  
Total: \$56,647.50

Your Price \$ 74,296.25



QUOTE NUMBER  
7644

DATE  
August 14, 2019

VALID UNTIL  
September 13, 2019 at 11:25am

FOR  
Central Arizona Fire  
  
TO  
Jonah Van Tuyl

FROM  
Sergio Meraz  
My Choice Software  
23706 Birtcher Drive  
Lake Forest, CA 92630  
[www.mychoicesoftware.com](http://www.mychoicesoftware.com)

PHONE  
18003181439

## CAZ - My Choice Software

<b>MICROSOFT OFFICE 2019 PROFESSIONAL PLUS - OPEN GOVERNMENT</b>	489.99 x 100 48,999.00
<b>MICROSOFT EXCHANGE SERVER 2019 STANDARD - OPEN GOVERNMENT</b>	699.99 x 2 1,399.98
<b>MICROSOFT EXCHANGE SERVER 2019 STANDARD - USER CAL - OPEN GOVERNMENT</b>	86.79 x 175 15,188.25
<b>MICROSOFT WINDOWS SERVER 2019 - 50 PACK RDS USER CALS - SAME DAY</b> 50 PACK RDS USER CALS x 3 = Total 150 RDS User CALs.	2,799.99 x 3 8,399.97
<b>MICROSOFT WINDOWS SERVER 2019 - 20 PACK RDS USER CALS - SAME DAY</b> 20 PACK RDS USER CALS	1,899.99 x 1 1,899.99
<b>MICROSOFT WINDOWS SERVER 2019 - 5 PACK RDS USER CALS - SAME DAY</b> 5 PACK RDS USER CALS	499.99 x 1 499.99
<b>Total USD</b>	<b>\$76,387.18</b>

**Hi Jonah,**

All pricing is Open License Government Pricing. I was able to lower the price quite a bit on the RDS USER CAL's. Please let me know if you need me to make any changes to this quote.

If everything looks good and you wish to proceed, please Accept the quote. I will be notified and will send you one of the following:

1.) Our Banking information to Pay by Wire Transfer

OR

2.) A secure checkout link to Pay by Credit Card.

Thank you again for this opportunity and I look forward to building a great business relationship with you!

All My Best,

Sergio Meraz

[sergio@mychoicesoftware.com](mailto:sergio@mychoicesoftware.com)

(800) 318-1439 EXT 303

Winning bid for RDS Licensing  
Lines 4, 5, and 6.  
Total: \$10,799.95.

# TechVAR, LLC

6800 Burleson Road Bldg 310 Suite 265  
Austin, TX 78744

Thomas Rodriguez  
(512)-593-2973  
thomas.rodriguez@techvar.com

## Quote

**Submitted on 09/12/2019**

### Quote For

Jonah Van Yuyl  
Central Arizona Fire and Medical  
8603 E Eastridge Dr  
Prescott Valley, AZ 86314

### Payable to

TechVAR  
accounting@techvar.com

### Project

Microsoft Office Pro Plus 2019

Description	Qty	Unit price	Total price
79P-05745 Microsoft Office Pro Plus 2019 Open Government	100	\$415.00	\$41,500.00
Windows Remote Desktop Services Client Access License 2019 English Open License			\$17,937.50
6VC-03773 Program NL Government DVC Client Access License	175	\$102.50	
Exchange Standard Client Access License 2019 English Open License Program NL			\$12,250.00
381-04516 Government User Client Access License	175	\$70.00	
312-04417 Exchange Server Standard 2019 English Open License Program NL Government	2	\$575.00	\$1,150.00

Notes:

Subtotal **\$72,837.50**

Adjustments \$0.00

**\$72,837.50**

Signature

Date:

**SOLD-TO PARTY** 10325164

CENTRAL ARIZONA FIRE & MEDICAL AUTH  
8603 E Eastridge Rd  
Prescott Valley AZ 86314-8562

**SHIP-TO PARTY**

CENTRAL ARIZONA FIRE & MEDICAL AUTH  
8603 E Eastridge Rd  
Prescott Valley AZ 86314-8562

**We deliver according to the following terms:**

**Payment Terms** : Net 30 days  
**Ship Via** : Electronic Delivery  
**Terms of Delivery** : FOB DESTINATION  
**Currency** : USD

**Quotation**

**Quotation Number** : 221501684  
**Document Date** : 29-AUG-2019  
**PO Number** :  
**PO Release** :  
**Sales Rep** : Steve Smith  
**Email** : [STEVE.SMITH@INSIGHT.COM](mailto:STEVE.SMITH@INSIGHT.COM)  
**Telephone** : 4803333052  
**Sales Rep 2** : Robert Vicks  
**Email** : [ROBERT.VICKS@INSIGHT.COM](mailto:ROBERT.VICKS@INSIGHT.COM)  
**Telephone** : 4804096576

Material	Material Description	Quantity	Unit Price	Extended Price
<a href="#">79P-05745</a>	Microsoft Office Professional Plus 2019 - License - 1 PC - local - OLP: Government - Win - English OPEN MARKET	100	439.42	43,942.00
<a href="#">381-04516</a>	Microsoft Exchange Server 2019 Standard CAL - License - 1 user CAL - local - OLP: Government - Win - English OPEN MARKET	175	76.25	13,343.75
<a href="#">312-04417</a>	Microsoft Exchange Server 2019 Standard - License - 1 server - local - OLP: Government - Win - English OPEN MARKET	2	612.48	1,224.96
<a href="#">6VC-03805</a>	Microsoft Windows Remote Desktop Services 2019 - License - 5 user CALs - Win - English OPEN MARKET	35	714.03	24,991.05

**8.099%**  
**Sales Tax**

Product Subtotal	83,501.76
TAX	6,763.64
<b>Total</b>	<b>90,265.40</b>

Thank you for considering Insight. Please contact us with any questions or for additional information about Insight's complete IT solution offering.

Sincerely,

Steve Smith  
4803333052  
[STEVE.SMITH@INSIGHT.COM](mailto:STEVE.SMITH@INSIGHT.COM)  
Fax 4807606487

Robert Vicks  
4804096576  
[ROBERT.VICKS@INSIGHT.COM](mailto:ROBERT.VICKS@INSIGHT.COM)

Insight Global Finance has a wide variety of flexible financing options and technology refresh solutions. Contact your Insight representative for an innovative approach to maximizing your technology and developing a strategy to manage your financial options.

The U.S. government has imposed tariffs on technology-related goods. Many of Insight's OEM and distribution partners have notified Insight that these tariffs will result in frequent and significant price increases. Some of our major partners have already provided Insight with cost increases, in some instances multiple times per day, while other providers are still assessing their situations. Due to the situation it is possible this quote may be subject to cost changes for Insight which will necessitate changes to the quoted pricing, or withdrawal of the quote.

This purchase is subject to Insight's online Terms of Sale unless you have a separate purchase agreement signed by both your company and Insight, in which case, that separate agreement will govern. Insight's online Terms of Sale can be found at: [http://www.insight.com/en\\_US/help/terms-of-sale-products-ips.html](http://www.insight.com/en_US/help/terms-of-sale-products-ips.html)

---

**Email To: JONAH VAN TUYL, CENTRAL ARIZONA FIRE & MEDICAL**  
9601 E VALLEY RD, BUILDING F, PRESCOTT VALLEY, AZ 86314  
(928)759-6931; JVanTuyl@CAzFire.org

**From: Stephen Camburn, Provantage LLC**  
7576 Freedom Avenue NW, North Canton, OH 44720  
800-336-4466 Ext. 190; Fax (330)494-5260; SCamburn@provantage.com

---

**Quotation # 7957972**

**Issued:** Thursday, September 12, 2019  
**Quoted to:** JONAH VAN TUYL

**Customer#** 3686599

**Customer:**

JONAH VAN TUYL  
CENTRAL ARIZONA FIRE & MEDICAL  
8603 E. EASTRIDGE DRIVE  
PRESCOTT VALLEY AZ 86314  
(928)772-7711

**Shipping via Ground Service to:**

JONAH VAN TUYL  
CENTRAL ARIZONA FIRE & MEDICAL  
9601 E VALLEY RD, BUILDING F  
PRESCOTT VALLEY AZ 86314  
(928)759-6931

---

Qty	Code	Description	Each	Total
100	MSOG551	79P-05745 Office Pro Plus 2019 Open Government	422.00	42200.00
175	MSOG564	381-04516 Exchange 2019 Standard USER CAL Open Government	73.15	12801.25
2	MSOG561	312-04417 Exchange 2019 Server Standard Open Government	588.00	1176.00
175	MSOG55U	6VC-03774 Windows Remote Desktop Services 2019 User CAL Open Government	99.60	17430.00
Subtotal:				73607.25
Sales tax:				6757.15
<b>Total:</b>				<b>\$80364.40</b>

---

--- End of **Provantage Quotation# 7957972** ---

Please note that prices on this quotation cannot be guaranteed beyond the issue date.



Proposed Solution - Office On-Prem		Item Cost	Qty	Total		Notes
Perpetual	Exchange 2019 Standard	\$	578.01	2	\$	1,156.02 Supported through October 2025
	Exchange 2019 User CALs	\$	72.16	165	\$	11,906.40 Supported through October 2025
	Office Pro Plus 2019	\$	413.42	120	\$	49,610.40 Supported through October 2025
	Total Perpetual Cost			\$		62,672.82

Subscription						
	Total Subscription Cost			\$		-

Total Cost Year 1			\$		62,672.82
-------------------	--	--	----	--	-----------

Renewals	Year 2020					
	Year 2021					
	Year 2022					
	Year 2023					
	Year 2024			\$	68,940.10	License new version in 2024
	Year 2025					
	Year 2026					

Projected TCO Year 3			\$		62,672.82
----------------------	--	--	----	--	-----------

Projected TCO Year 5			\$		-
----------------------	--	--	----	--	---

Projected TCO Year 7			\$		125,345.64
----------------------	--	--	----	--	------------

Proposed Solution - Office 365 Government		Item Cost	Qty	Total	Notes
Perpetual					
	Total Perpetual Cost			\$	-
Subscription	Office 365 Government G3	\$	207.00	165 \$	34,155.00 Office 365, Office Applications, Exchange Online
	Total Subscription Cost			\$	34,155.00
Total Cost Year 1				\$	34,155.00
Renewals	O365 Renewal Year 2	\$	207.00	165 \$	34,155.00
	O365 Renewal Year 3	\$	207.00	165 \$	34,155.00
	O365 Renewal Year 4	\$	207.00	165 \$	34,155.00
	O365 Renewal Year 5	\$	207.00	165 \$	34,155.00
	O365 Renewal Year 6	\$	207.00	165 \$	34,155.00
	O365 Renewal Year 7	\$	207.00	165 \$	34,155.00
Projected TCO Year 3				\$	102,465.00
Projected TCO Year 5				\$	170,775.00
Projected TCO Year 7				\$	239,085.00

TO: Fire Board  
FROM: Chief Freitag  
DATE: September 16, 2019

SUBJECT: MOTION, DISCUSSION, AND ACTION REGARDING APPROVAL TO  
PURCHASE SCOTT SCBAS FOR \$1,248,512.25 FROM CAPITAL  
RESERVE FUND

---

*We are requesting approval to purchase SCOTT Self Contained Breathing Apparatus (SCBAs) for the quoted price of \$1,248,512.25 from MES. This Item was budgeted and brought to the Fire Board last budget year to expend \$1,200,000 to purchase SCBAs to replace those that are greater than 15 years old and have come to the end of their life expectancy. The current SCOTT SCBAs are of the 2002, 2007 Standard, and the bottles are at the end of their 15-year life span and need replacing. We are using loner bottles to get us by until January. We are also seeing SCBAs failing and not worth repairing. For this reason, we are requesting replacing all of our SCBAs. The Vendor MES has included a \$60,000 discount for customer loyalty and trade in of our old SCBAs and parts.*

*MES is the sole SCOTT distributor for Arizona, and we have tested and evaluated the SCOTT SCBAs. Our personnel have chosen SCOTT SCBAs over the others that were tested and evaluated. Prescott Fire, who we have an automatic aid agreement with, also utilizes SCOTT SCBAs and allows for interoperability. Years ago Prescott Fire utilized a different SCBA than we used, but they have recently changed to SCOTT for the reason of interoperability. Fleet Maintenance personnel are certified trained SCOTT maintenance technicians which allows them to replace parts, calibrate, and repair the SCBAs.*

*For these reasons, we are requesting to spend \$1,248,512.25 from Capital Reserve to purchase new 2018 Standard SCOTT SCBAs.*

*Suggested Motion:*

*Approve Purchase of SCOTT SCBAs for \$1,248,512.25 from Capital Reserve Fund*

*If you have any questions, please call Assistant Chief Polacek or myself at 772-7711.*



2330 West University Drive  
Unit #10  
Tempe, AZ 85281

## Quote

Page 1 of 2

**Date** 06/21/2019  
**Quote #** QT1275791  
**Expires** 07/21/2019  
**Sales Rep** Burks, Mark  
**PO #**  
**Shipping Method** FedEx Ground

### Bill To

Central Arizona Fire & Medical Authority  
8603 E. Eastridge Dr.  
Prescott Valley AZ 86314  
United States

### Ship To

Central Arizona Fire & Medical Authority  
2608 CENTERFORCE DR  
PRESCOTT AZ 86301-9108  
United States

Item	Alt. Item #	Units	Description	QTY	Unit Sales Pri...	Amount
200266-04			HHR ASSEMBLY,PAK-TRACKER	2	1,315.48	2,630.96
200433-01			Hand-Held Receiver Truck Charging Systems, 12V DC	2	508.49	1,016.98
200434-01			DESK TOP CHRGR ASSY,PAK-TRACKER	2	413.25	826.50
200954-02			RIT-PAK III ASSY, 4500 PSI	8	2,716.46	21,731.68
200129-01			Snap-Change Cylinder, Carbon-Wrapped, Pressure 4500, 45 Minutes (at 40 lpm)	130	1,252.64	162,843.20
200129-01			Snap-Change Cylinder, Carbon-Wrapped, Pressure 4500, 45 Minutes (at 40 lpm)	130	0.00	0.00
200130-01			Snap-Change Cylinder, Carbon-Wrapped, Pressure 4500, 60 Minutes (at 40 lpm)	2	1,376.11	2,752.22
200130-01			Snap-Change Cylinder, Carbon-Wrapped, Pressure 4500, 60 Minutes (at 40 lpm)	2	0.00	0.00
804723-01-1			CYL&VALV ASSY CARB,60MIN,4500	4	1,357.51	5,430.04
804723-01			(HM) CYL&VLV CARBON 60	4	0.00	0.00
Scott Part			Scott Part FP1MK0000000000 VISION C5 Configurator MASK	147	370.46	54,457.62
201667-02			SPARE HARN KIT,X3PRO,PARA,EBSS	60	700.52	42,031.20
X3714022205304			Model: Air-Pak X3 Pro w/Snap-Change Harness: Parachute Buckles Pressure: 4500 Belt: Standard No FFSR Regulator: Quick Connect EBSS: Dual No Spare Harness Airline: None Console: Pass w/Pak-Tracker Case: None Packed: 2 SCBA Per Box (Black Box)	140	6,504.67	910,653.80
Used Airpak Credit	Customer Loy...		Customer Loyalty Discount. This line item includes all discounts, used trade-in AirPaks, and trade-in Scott parts. Any deviations from the quantities or part numbers listed on this quote could affect this line item discount.	1	(60,000.00)	(60,000.00)



QT1275791

Subtotal	1,144,374.20
Shipping Cost (FedEx Ground)	0.00
Tax Total	104,138.05
<b>Total</b>	<b>\$1,248,512.25</b>



QT1275791