

CHINO VALLEY FIRE DISTRICT
CHECK RECONCILIATION DECEMBER, 2019

Reconciliation:	
Beginning Balance:	\$ 511,085.72
Deposits:	\$ 402,057.37
Transfer Out - Fire Authority:	\$ (404,571.75)
	\$ -
Disbursements:	\$ (1,712.50)
Reverseing Entry: SC CPA 2017	\$ -
Interest Correction - County	
Ending Balance:	\$ 506,858.84

Difference Between Balances: \$ -

Deposits Per Bank Statement:	
Real Estate Taxes:	\$ 274,295.03
Personal Property Taxes:	\$ 12,465.46
Fire District Assistance Tax:	\$ 112,035.11
Fire District Deposit:	\$ -
Transfer Out-Fire Authority:	\$ 404,571.75
ADOT & Fish and Game In Lieu:	\$ -
NSF Check Returned:	\$ -
Adjustments (WarrantsIssued):	\$ -
Interest Income:	\$ 3,261.77
Correct errors made by County	\$ -
Ending Balance:	\$ 806,629.12

Bank Statement Balance:	
Balance Per Bank:	\$ 508,571.34
Outstanding Checks:	\$ (1,712.50)
Outstanding Deposits:	\$ -
	\$ -
Reversing Entry: SC CPA FY 2017	
	\$ -
Ending Balance:	\$ 506,858.84

G/L Ending Balance: \$ 506,858.84

\$ 506,858.84

Bank Reconciliation Register:	
Checks From Accounts Payable:	\$ -
Checks From Payroll:	
Total Checks:	<u>\$ -</u>
Deposits From Accounts Receivable:	\$ -
Journal Entries From General Ledger:	\$ 806,629.12
	\$ -
	\$ -
Ending Balance:	\$ 806,629.12

Reconciliation Approved By:

Scott A Freitag Digitally signed by Scott A Freitag
 Date: 2020.01.20 10:22:46 -07'00'
 Scott Freitag, Fire Chief

Reconciliation Reviewed By:

David Tharp Digitally signed by David Tharp
 Date: 2020.01.20 09:06:31 -07'00'
 David Tharp, Assistant Chief of Administration

Reconciliation Prepared By:

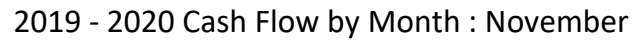
Debbie S. Spingola Digitally signed by Debbie S. Spingola
 Date: 2020.01.16 13:22:46 -07'00'
 Debbie Spingola, Finance Manager

Chino Valley Fire District
General Fund Tax Collection Information

Total Levy Month	FY 15-16 \$3,481,052 Collected	FY 16-17 \$3,547,699 Collected	FY 17-18 \$3,707,996 Collected	FY 18-19 \$3,926,501 Collected	FY 19-20 \$4,190,442 Collected
July	\$32,572	\$10,160	\$24,936	\$21,890	\$14,597
%	0.936%	0.286%	0.672%	0.557%	0.348%
% To Date	0.9357%	0.2864%	0.6725%	0.5575%	0.3483%
August	\$26,909	\$18,803	\$10,622	\$12,226	\$10,746
%	0.773%	0.530%	0.286%	0.311%	0.256%
% To Date	1.7087%	0.8164%	0.9590%	0.8688%	0.6048%
September	\$296,716	\$182,315	\$178,141	\$25,209	\$30,894
%	8.524%	5.139%	4.804%	0.642%	0.737%
% To Date	10.2324%	5.9553%	5.7632%	1.5109%	1.3420%
October	\$1,237,993	\$834,512	\$1,503,325	\$1,610,381	\$1,807,742
%	35.564%	23.523%	40.543%	41.013%	43.140%
% To Date	45.7962%	29.4779%	46.3060%	42.5240%	44.4817%
November	\$289,817	\$866,615	\$290,266	\$498,787	\$373,908
%	8.326%	24.428%	7.828%	12.703%	8.923%
% To Date	54.1218%	53.9055%	54.1341%	55.2271%	53.4046%
December	\$220,662	\$227,672	\$223,661	\$236,727	\$286,760
%	6.3389%	6.4175%	6.0319%	6.0289%	6.8432%
% To Date	60.4607%	60.3229%	60.1659%	61.2560%	60.2478%
January	\$76,744	\$89,048	\$153,278	\$117,994	\$0
%	2.2046%	2.5100%	4.1337%	3.0051%	0.0000%
% To Date	62.6653%	62.8330%	64.2997%	64.2611%	60.2478%
February	\$87,184	\$94,094	\$95,262	\$54,476	\$0
%	2.5045%	2.6523%	2.5691%	1.3874%	0.0000%
% To Date	65.1698%	65.4852%	66.8688%	65.6485%	60.2478%
March	\$124,511	\$141,015	\$127,298	\$138,910	\$0
%	3.5768%	3.9748%	3.4331%	3.5377%	0.0000%
% To Date	68.7467%	69.4600%	70.3018%	69.1863%	60.2478%
April	\$910,876	\$821,855	\$794,289	\$955,634	\$0
%	26.1667%	23.1659%	21.4210%	24.3380%	0.0000%
% To Date	94.9134%	92.6259%	91.7228%	93.5243%	60.2478%
May	\$125,156	\$195,151	\$238,700	\$189,925	\$0
%	3.5954%	5.5008%	6.4374%	4.8370%	0.0000%
% To Date	98.5087%	98.1267%	98.1602%	98.3613%	60.2478%
June	\$66,848	\$66,097	\$80,520	\$84,895	\$0
%	1.9203%	1.8631%	2.1715%	2.1621%	0.0000%
% To Date	100.4290%	99.9898%	100.3318%	100.5234%	60.2478%
TOTALS	\$3,495,987	\$3,547,337	\$3,720,297	\$3,947,053	\$2,524,648
Delinquency	-0.4290%	0.0102%	-0.3318%	-0.5234%	39.7522%

Chino Valley Fire District
FDAT Collection Information

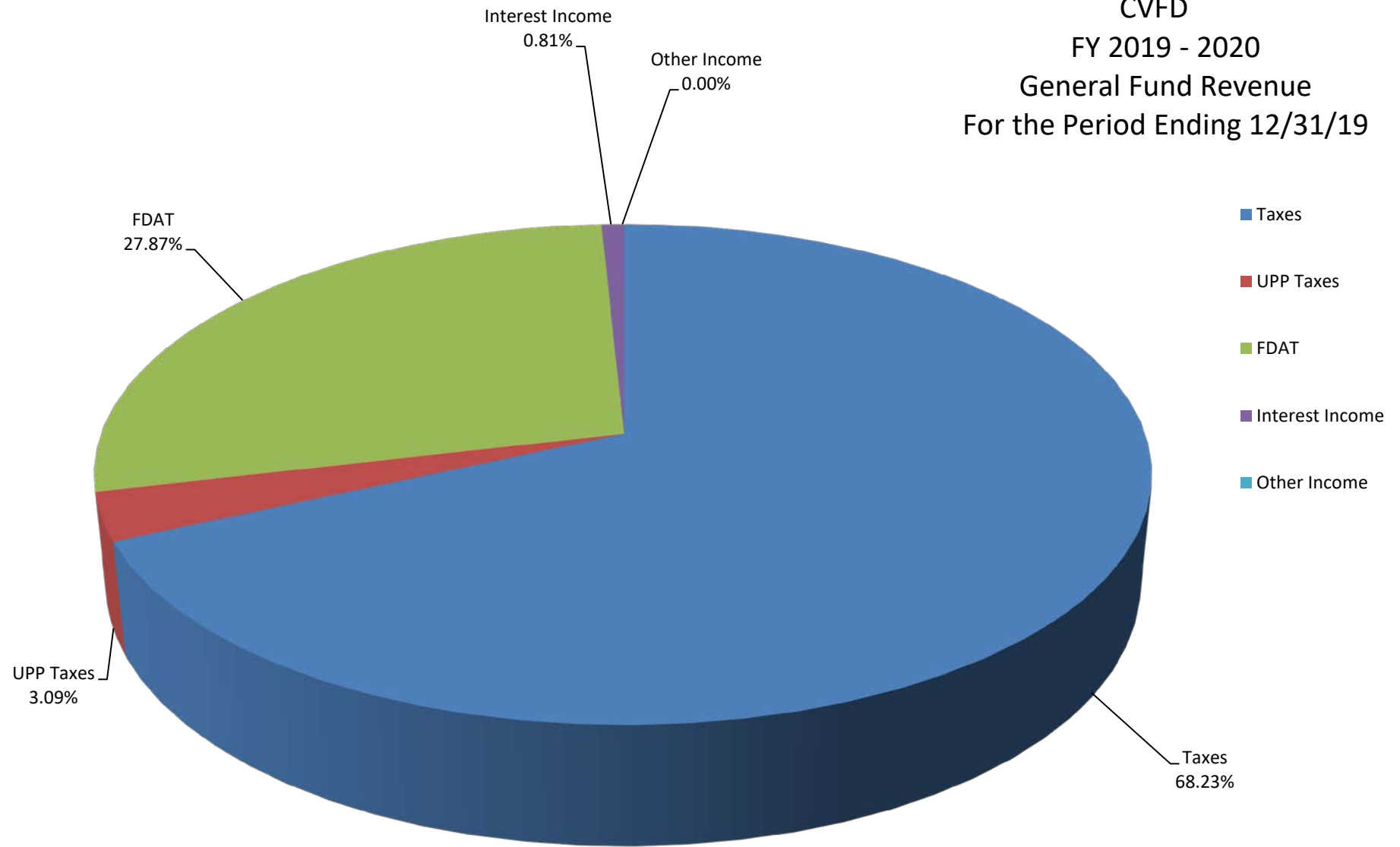
Total Levy Month	FY 15-16 \$313,900 Collected	FY 16-17 \$313,900 Collected	FY 17-18 \$333,290 Collected	FY 18-19 \$333,290 Collected	FY 19-20 \$366,547 Collected
July	\$2,501	\$1,423	\$1,630	\$1,238	\$1,475
%	0.797%	0.453%	0.489%	0.371%	0.403%
% To Date	0.7966%	0.4533%	0.4891%	0.3715%	0.4025%
August	\$1,456	\$661	\$554	\$707	\$653
%	0.464%	0.211%	0.166%	0.212%	0.178%
% To Date	1.2606%	0.6638%	0.6553%	0.5835%	0.5806%
September	\$26,332	\$8,777	\$12,654	\$3,182	\$1,853
%	8.389%	2.796%	3.797%	0.955%	0.505%
% To Date	9.6492%	3.4600%	4.4520%	1.5382%	1.0861%
October	\$97,909	\$86,411	\$93,081	\$139,813	\$107,270
%	31.191%	27.528%	27.928%	41.949%	29.265%
% To Date	40.8405%	30.9881%	32.3799%	43.4877%	30.3510%
November	\$43,410	\$75,219	\$74,651	\$59,861	\$30,666
%	13.8292%	23.9628%	22.3983%	17.9606%	8.3663%
% To Date	54.6697%	54.9510%	54.7782%	61.4483%	38.7172%
December	\$20,201	\$24,923	\$21,663	\$25,413	\$112,035
%	6.4354%	7.9398%	6.4997%	7.6250%	30.5650%
% To Date	61.1052%	62.8907%	61.2779%	69.0733%	69.2822%
January	\$10,565	\$11,762	\$16,138	\$11,149	\$0
%	3.3658%	3.7471%	4.8420%	3.3450%	0.0000%
% To Date	64.4710%	66.6378%	66.1199%	72.4183%	69.2822%
February	\$7,946	\$8,291	\$8,056	\$7,409	\$0
%	2.531%	2.641%	2.417%	2.223%	0.000%
% To Date	67.0024%	69.2790%	68.5368%	74.6413%	69.2822%
March	\$12,018	\$12,638	\$12,174	\$13,713	\$0
%	3.8286%	4.0263%	3.6528%	4.1143%	0.0000%
% To Date	70.8310%	73.3052%	72.1897%	78.7556%	69.2822%
April	\$35,416	\$62,586	\$63,209	\$79,859	\$0
%	11.2825%	19.9382%	18.9651%	23.9607%	0.0000%
% To Date	82.1134%	93.2434%	91.1548%	102.7164%	69.2822%
May	\$51,376	\$23,662	\$23,731	\$18,881	\$0
%	16.3671%	7.5381%	7.1201%	5.6650%	0.0000%
% To Date	98.4805%	100.7815%	98.2749%	108.3813%	69.2822%
June	\$6,266	\$4,682	\$5,094	\$5,726	\$0
%	1.9962%	1.4917%	1.5285%	1.7181%	0.0000%
% To Date	100.4767%	102.2732%	99.8034%	110.0995%	69.2822%
TOTALS	\$315,396	\$321,035	\$332,635	\$366,951	\$253,952
Delinquency	-0.4767%	-2.2732%	0.1966%	-10.0995%	30.7178%
	100.0000%	100.0000%	100.0000%	100.0000%	100.0000%



Expenditures:												
Audit/ acct, Election, Legal, Fire Board Exp	305	126	1,970	-	-	1,713	916	916	916	916	916	916
Contingency	-	-	-	-	-	-	-	-	-	-	-	-
Fire Authority Funding	92,435	-	28,779	33,737	1,915,130	404,572	379,000	379,000	379,000	379,000	379,000	379,000
Misc	-	-	-	-	-	-	-	-	-	-	-	-
ExpenditureTotals:	92,740	126	30,749	33,737	1,915,130	406,284	379,916	379,916	379,916	379,916	379,916	379,916

Cash Balance

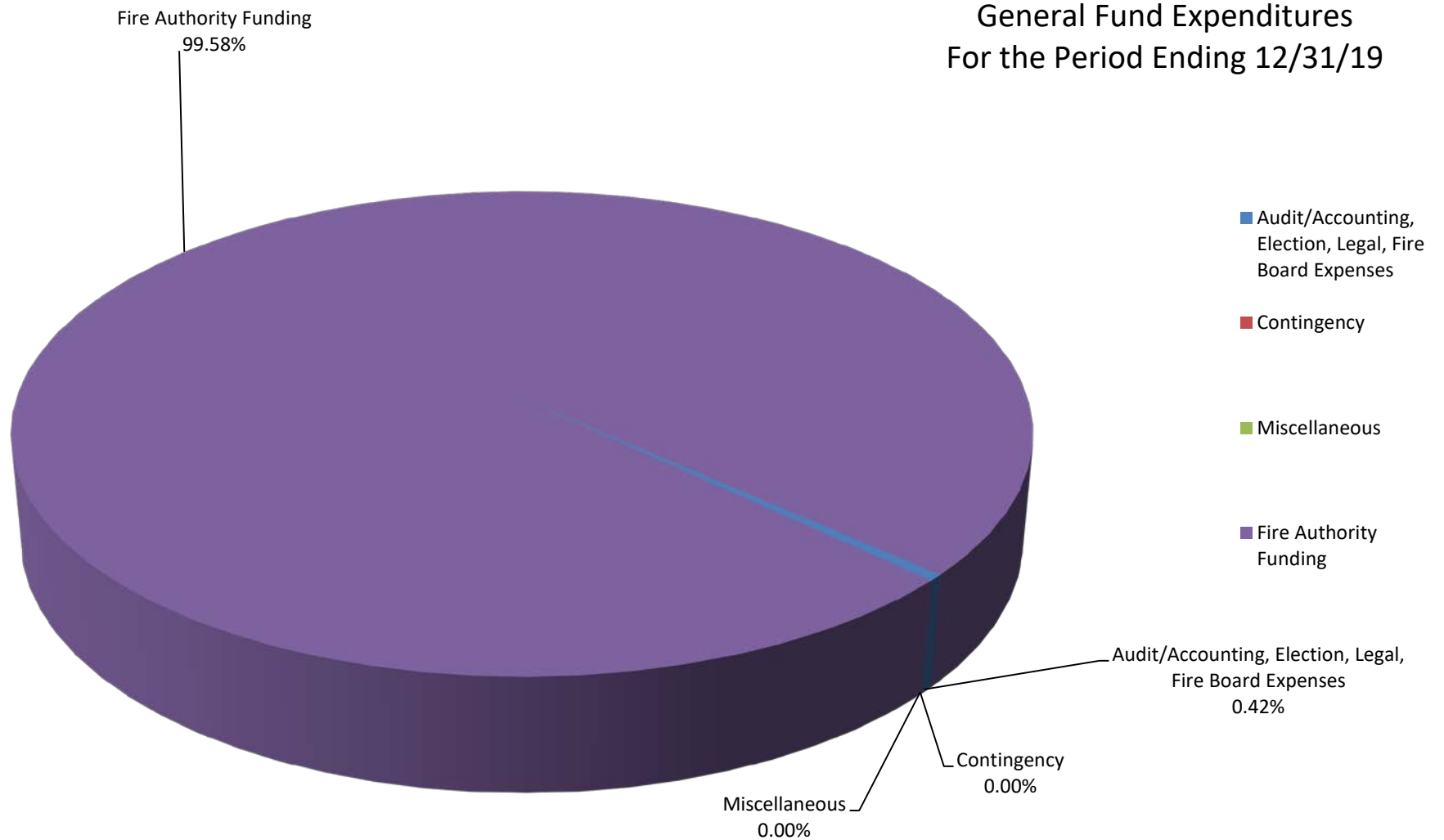
CVFD
FY 2019 - 2020
General Fund Revenue
For the Period Ending 12/31/19



CHINO VALLEY FIRE DISTRICT**REVENUE**

	Current Month Revenue	YTD Budget	
Taxes	\$ 274,295	\$ 4,190,442	68.23
UPP Taxes	\$ 12,465	\$ -	3.09
FDAT	\$ 112,035	\$ 366,547	27.87
Interest Income	\$ 3,262	\$ -	0.81
Other Income	\$ -	\$ 2,000	0.00
	\$ 402,057	\$ 4,558,989	100.00

CVFD
FY 2019 - 20209
General Fund Expenditures
For the Period Ending 12/31/19



CHINO VALLEY FIRE DISTRICT**EXPENSES**

	Current Month Actual	YTD Budget	
Audit/Accounting, Election, Legal, Fire Board Expenses	\$ 1,713	\$ 11,000	0.42
Contingency	\$ -	\$ 20,000	-
Miscellaneous		\$ -	-
Fire Authority Funding	\$ 404,572	\$ 4,547,989	99.58
	\$ 406,284	\$ 4,578,989	100

**CHINO VALLEY FIRE
GENERAL FUND
December 2019**

Real Estate Taxes	\$ 274,295.03
UPP Taxes	\$ 12,465.46
FDAT	\$ 112,035.11
Interest	\$ 3,261.77
 TOTAL	 <u>\$ 402,057.37</u>
 Transferred to CAFMA	 \$ 404,571.75



Yavapai County Treasurer

Monthly Statement

Date Range: 12/1/2019 to 12/31/2019

Chino Valley Fire Dist GF
Fund: 6065540000

Account	Period	YTD		
6065540000	Chino Valley Fire Dist GF			
Begin Balance:	511,085.72	201,574.02		
Income:	402,057.37	2,784,340.33		
LOC Advance:	.00	.00		
Expense:	(404,571.75)	(2,477,343.01)	LOC:	.00
LOC Payments:	.00	.00	Warrants Outstanding:	.00
Cash Balance:	508,571.34	508,571.34	End:	508,571.34

Monthly Statement Summary

Source Code	Description		MTDAmount	YTDAmount
6065540000	Chino Valley Fire Dist GF	Beginning Balance:	511,085.72	201,574.02
11100.2008	2008 Real Estate Taxes		.00	3.04
11100.2016	2016 Real Estate Taxes		.00	(163.70)
11100.2017	2017 Real Estate Taxes		.00	(155.22)
11100.2018	2018 Real Estate Taxes		11,879.27	54,383.31
11100.2019	2019 Real Estate Taxes		262,415.76	2,402,460.10
12100.2004	2004 Personal Property Taxes		.00	13.22
12100.2007	2007 Personal Property Taxes		.00	132.89
12100.2009	2009 Personal Property Taxes		4.62	52.60
12100.2010	2010 Personal Property Taxes		.00	20.16
12100.2014	2014 Personal Property Taxes		2.86	43.26
12100.2015	2015 Personal Property Taxes		.00	108.86
12100.2016	2016 Personal Property Taxes		35.74	233.43
12100.2017	2017 Personal Property Taxes		112.42	364.87
12100.2018	2018 Personal Property Taxes		716.50	2,480.05
12100.2019	2019 Personal Property Taxes		11,593.32	64,670.85
37150.0	FDAT Distributions		112,035.11	253,951.94
38108.0	Interest on Investments ICM		549.87	2,048.72
38109.0	Interest on Investments St Treas		2,711.90	3,691.95
90002.0	Interest Pd on Tax Roll Corrections		.00	(65.58)
91032.0	Warrants Redeemed		.00	(2,625.53)
91702.0	Transfer out		(404,571.75)	(2,474,651.90)
		Ending Balance:	508,571.34	508,571.34

Monthly Statement Detail

Date	Notes	Doc #	Amount	C/D
------	-------	-------	--------	-----



Yavapai County Treasurer

Monthly Statement

Date Range: 12/1/2019 to 12/31/2019

6065540000 Chino Valley Fire Dist GF			Beginning Balance: 511,085.72	
11100.2018 2018 Real Estate Taxes			Source Code Total: 11,879.27	
12/02	Tax Distribution	0	35.84	C
12/02	Tax Distribution	0	522.38	C
12/03	Tax Distribution	0	1,277.42	C
12/04	Tax Distribution	0	46.42	C
12/05	Tax Distribution	0	1,768.38	C
12/05	Tax Distribution	0	93.67	C
12/09	Tax Distribution	0	54.19	C
12/10	Tax Distribution	0	794.89	C
12/10	Tax Distribution	0	179.40	C
12/10	Tax Distribution	0	371.62	C
12/11	Tax Distribution	0	84.31	C
12/12	Tax Distribution	0	49.80	C
12/12	Tax Distribution	0	47.23	C
12/12	Tax Distribution	0	59.22	C
12/13	Tax Distribution	0	87.51	C
12/13	Tax Distribution	0	3.82	C
12/19	Tax Distribution	0	195.60	C
12/19	Tax Distribution	0	146.87	C
12/20	Tax Distribution	0	436.62	C
12/23	Tax Distribution	0	343.62	C
12/24	Tax Distribution	0	385.74	C
12/26	Tax Distribution	0	528.26	C
12/26	Tax Distribution	0	88.01	C
12/26	Tax Distribution	0	263.40	C
12/27	Tax Distribution	0	107.06	C
12/27	Tax Distribution	0	258.56	C
12/27	Tax Distribution	0	159.49	C
12/30	Tax Distribution	0	2,926.15	C
12/31	Tax Distribution	0	393.58	C
12/31	Tax Distribution	0	170.21	C
11100.2019 2019 Real Estate Taxes			Source Code Total: 262,415.76	
12/02	Tax Distribution	0	2,255.99	C
12/02	Tax Distribution	0	496.54	C
12/02	Tax Distribution	0	29.91	C
12/02	Tax Distribution	0	372.87	C
12/02	Tax Distribution	0	2,988.77	C
12/02	Tax Distribution	0	62.40	C
12/03	Tax Distribution	0	2,481.01	C
12/03	Tax Distribution	0	216.58	C
12/03	Tax Distribution	0	51.71	C
12/03	Tax Distribution	0	2,806.38	C



Yavapai County Treasurer

Monthly Statement

Date Range: 12/1/2019 to 12/31/2019

12/03	Tax Distribution	0	2.15	C
12/04	Tax Distribution	0	567.02	C
12/04	Tax Distribution	0	378.82	C
12/04	Tax Distribution	0	1,200.87	C
12/04	Tax Distribution	0	4,519.71	C
12/04	Tax Distribution	0	398.26	C
12/04	Tax Distribution	0	1,222.40	C
12/04	Tax Distribution	0	2,683.06	C
12/04	Tax Distribution	0	560.82	C
12/04	Tax Distribution	0	107.63	C
12/05	Tax Distribution	0	1,314.38	C
12/05	Tax Distribution	0	528.48	C
12/05	Tax Distribution	0	517.92	C
12/05	Tax Distribution	0	250.47	C
12/05	Tax Distribution	0	2,601.34	C
12/05	Tax Distribution	0	252.18	C
12/05	Tax Distribution	0	1,145.31	C
12/06	Tax Distribution	0	1,414.82	C
12/06	Tax Distribution	0	252.35	C
12/06	Tax Distribution	0	625.40	C
12/06	Tax Distribution	0	7,014.77	C
12/06	Tax Distribution	0	263.68	C
12/06	Tax Distribution	0	1,189.49	C
12/09	Tax Distribution	0	4,194.59	C
12/09	Tax Distribution	0	267.57	C
12/09	Tax Distribution	0	.02	C
12/09	Tax Distribution	0	3.05	C
12/09	Tax Distribution	0	639.14	C
12/09	Tax Distribution	0	154.31	C
12/10	Tax Distribution	0	1,701.68	C
12/10	Tax Distribution	0	44.35	C
12/10	Tax Distribution	0	581.60	C
12/10	Tax Distribution	0	3,284.34	C
12/10	Tax Distribution	0	2,133.76	C
12/10	Tax Distribution	0	576.35	C
12/11	Tax Distribution	0	1,541.42	C
12/11	Tax Distribution	0	788.31	C
12/11	Tax Distribution	0	449.44	C
12/11	Tax Distribution	0	2,735.22	C
12/11	Tax Distribution	0	1,632.54	C
12/11	Tax Distribution	0	1,715.27	C
12/11	Tax Distribution	0	1,250.83	C
12/12	Tax Distribution	0	4,634.94	C



Yavapai County Treasurer

Monthly Statement

Date Range: 12/1/2019 to 12/31/2019

12/12	Tax Distribution	0	345.91	C
12/12	Tax Distribution	0	509.92	C
12/12	Tax Distribution	0	1,181.94	C
12/12	Tax Distribution	0	77.78	C
12/12	Tax Distribution	0	1,347.78	C
12/12	Tax Distribution	0	408.49	C
12/13	Tax Distribution	0	5,253.44	C
12/13	Tax Distribution	0	288.88	C
12/13	Tax Distribution	0	1,129.38	C
12/13	Tax Distribution	0	2,064.79	C
12/13	Tax Distribution	0	882.20	C
12/13	Tax Distribution	0	220.95	C
12/13	Tax Distribution	0	627.30	C
12/13	Tax Distribution	0	1,611.68	C
12/16	Tax Distribution	0	7,524.97	C
12/16	Tax Distribution	0	482.60	C
12/16	Tax Distribution	0	1,335.36	C
12/16	Tax Distribution	0	92.21	C
12/16	Tax Distribution	0	406.23	C
12/16	Tax Distribution	0	1,171.46	C
12/16	Tax Distribution	0	1,069.58	C
12/17	Tax Distribution	0	6,046.62	C
12/17	Tax Distribution	0	3,242.41	C
12/17	Tax Distribution	0	98.92	C
12/17	Tax Distribution	0	1,394.20	C
12/17	Tax Distribution	0	833.88	C
12/17	Tax Distribution	0	1,412.79	C
12/18	Tax Distribution	0	5,776.72	C
12/18	Tax Distribution	0	58.59	C
12/18	Tax Distribution	0	2,913.92	C
12/18	Tax Distribution	0	250.80	C
12/18	Tax Distribution	0	2,479.06	C
12/18	Tax Distribution	0	2,513.17	C
12/18	Tax Distribution	0	778.59	C
12/18	Tax Distribution	0	870.60	C
12/19	Tax Distribution	0	1,704.64	C
12/19	Tax Distribution	0	3,904.06	C
12/19	Tax Distribution	0	1,353.16	C
12/19	Tax Distribution	0	1,291.77	C
12/19	Tax Distribution	0	87.10	C
12/19	Tax Distribution	0	1,104.06	C
12/19	Tax Distribution	0	432.50	C
12/20	Tax Distribution	0	3,435.05	C



Yavapai County Treasurer

Monthly Statement

Date Range: 12/1/2019 to 12/31/2019

12/20	Tax Distribution	0	1,200.86	C
12/20	Tax Distribution	0	8,613.01	C
12/20	Tax Distribution	0	1,227.91	C
12/20	Tax Distribution	0	833.91	C
12/20	Tax Distribution	0	1,450.80	C
12/23	Tax Distribution	0	8,040.70	C
12/23	Tax Distribution	0	530.72	C
12/23	Tax Distribution	0	3,320.34	C
12/23	Tax Distribution	0	806.94	C
12/23	Tax Distribution	0	844.65	C
12/23	Tax Distribution	0	2,855.74	C
12/23	Tax Distribution	0	958.86	C
12/23	Tax Distribution	0	440.63	C
12/24	Tax Distribution	0	1,496.73	C
12/24	Tax Distribution	0	1,281.98	C
12/24	Tax Distribution	0	2,508.95	C
12/24	Tax Distribution	0	350.64	C
12/24	Tax Distribution	0	869.34	C
12/24	Tax Distribution	0	1,246.46	C
12/26	Tax Distribution	0	6,528.18	C
12/26	Tax Distribution	0	375.58	C
12/26	Tax Distribution	0	9,758.37	C
12/26	Tax Distribution	0	558.98	C
12/26	Tax Distribution	0	409.77	C
12/26	Tax Distribution	0	94.57	C
12/27	Tax Distribution	0	3,304.95	C
12/27	Tax Distribution	0	175.03	C
12/27	Tax Distribution	0	857.57	C
12/27	Tax Distribution	0	1,129.39	C
12/27	Tax Distribution	0	13,404.88	C
12/27	Tax Distribution	0	739.99	C
12/27	Tax Distribution	0	2,325.33	C
12/30	Tax Distribution	0	8,372.67	C
12/30	Tax Distribution	0	996.96	C
12/30	Tax Distribution	0	17,081.52	C
12/30	Tax Distribution	0	29.52	C
12/30	Tax Distribution	0	115.76	C
12/30	Tax Distribution	0	217.81	C
12/30	Tax Distribution	0	328.74	C
12/30	Tax Distribution	0	91.81	C
12/30	Tax Distribution	0	148.66	C
12/31	Tax Distribution	0	3,560.07	C
12/31	Tax Distribution	0	451.66	C



Yavapai County Treasurer

Monthly Statement

Date Range: 12/1/2019 to 12/31/2019

12/31	Tax Distribution	0	715.80	C
12/31	Tax Distribution	0	8,376.35	C
12/31	Tax Distribution	0	668.97	C
12/31	Tax Distribution	0	2,644.13	C
12/31	Tax Distribution	0	72.80	C
12/31	Tax Distribution	0	38.94	C
12/31	Tax Distribution	0	719.77	C
12/31	Tax Distribution	0	124.38	C
12100.2009 2009 Personal Property Taxes			Source Code Total: 4.62	
12/27	Tax Distribution	0	4.62	C
12100.2014 2014 Personal Property Taxes			Source Code Total: 2.86	
12/18	Tax Distribution	0	2.86	C
12100.2016 2016 Personal Property Taxes			Source Code Total: 35.74	
12/05	Tax Distribution	0	7.80	C
12/18	Tax Distribution	0	19.17	C
12/20	Tax Distribution	0	8.77	C
12100.2017 2017 Personal Property Taxes			Source Code Total: 112.42	
12/18	Tax Distribution	0	19.17	C
12/31	Tax Distribution	0	93.25	C
12100.2018 2018 Personal Property Taxes			Source Code Total: 716.50	
12/02	Tax Distribution	0	22.76	C
12/04	Tax Distribution	0	251.29	C
12/13	Tax Distribution	0	18.71	C
12/17	Tax Distribution	0	34.86	C
12/18	Tax Distribution	0	19.18	C
12/18	Tax Distribution	0	12.86	C
12/30	Tax Distribution	0	263.57	C
12/31	Tax Distribution	0	93.27	C
12100.2019 2019 Personal Property Taxes			Source Code Total: 11,593.32	
12/02	Tax Distribution	0	76.56	C
12/03	Tax Distribution	0	116.24	C
12/03	Tax Distribution	0	240.35	C
12/04	Tax Distribution	0	39.48	C
12/05	Tax Distribution	0	62.57	C
12/05	Tax Distribution	0	203.84	C
12/05	Tax Distribution	0	39.23	C
12/06	Tax Distribution	0	7.28	C
12/06	Tax Distribution	0	500.19	C
12/06	Tax Distribution	0	104.72	C
12/09	Tax Distribution	0	37.41	C
12/10	Tax Distribution	0	9.10	C
12/10	Tax Distribution	0	39.71	C
12/11	Tax Distribution	0	107.46	C



Yavapai County Treasurer

Monthly Statement

Date Range: 12/1/2019 to 12/31/2019

12/11	Tax Distribution	0	22.92	C
12/12	Tax Distribution	0	250.10	C
12/12	Tax Distribution	0	30.43	C
12/13	Tax Distribution	0	50.45	C
12/13	Tax Distribution	0	80.28	C
12/16	Tax Distribution	0	2,644.61	C
12/16	Tax Distribution	0	49.44	C
12/17	Tax Distribution	0	471.20	C
12/18	Tax Distribution	0	186.20	C
12/19	Tax Distribution	0	81.86	C
12/19	Tax Distribution	0	73.26	C
12/20	Tax Distribution	0	186.35	C
12/20	Tax Distribution	0	202.26	C
12/20	Tax Distribution	0	49.59	C
12/23	Tax Distribution	0	40.91	C
12/23	Tax Distribution	0	213.47	C
12/23	Tax Distribution	0	298.68	C
12/23	Tax Distribution	0	69.05	C
12/24	Tax Distribution	0	86.24	C
12/24	Tax Distribution	0	82.28	C
12/26	Tax Distribution	0	373.16	C
12/26	Tax Distribution	0	152.66	C
12/27	Tax Distribution	0	63.03	C
12/27	Tax Distribution	0	33.14	C
12/27	Tax Distribution	0	230.75	C
12/27	Tax Distribution	0	169.54	C
12/27	Tax Distribution	0	343.75	C
12/30	Tax Distribution	0	216.66	C
12/30	Tax Distribution	0	720.78	C
12/31	Tax Distribution	0	116.57	C
12/31	Tax Distribution	0	28.25	C
12/31	Tax Distribution	0	222.44	C
12/31	Tax Distribution	0	573.31	C
12/31	Tax Distribution	0	411.22	C
12/31	Tax Distribution	0	1,184.34	C
37150.0 FDAT Distributions			Source Code Total: 112,035.11	
12/02	Fire Dist Assistance Tax 0.153822	0	985.53	C
12/03	Fire Dist Assistance Tax 0.146399	0	936.23	C
12/04	Fire Dist Assistance Tax 0.146399	0	1,266.50	C
12/05	Fire Dist Assistance Tax 0.146399	0	1,198.10	C
12/05	Corr FDAT Allocation for 8/23 thru 8/31/19	0	80.36	C
12/05	Corr FDAT Allocation for 9/1 thru 9/30/19	0	1,072.83	C
12/05	Corr FDAT Allocation for 10/1 thru 10/31/19	0	62,118.46	C



Yavapai County Treasurer

Monthly Statement

Date Range: 12/1/2019 to 12/31/2019

12/05	Corr FDAT Allocation for 11/22 thru 11/22/19	0	16,525.69	C
12/05	Corr FDAT Allocation for 11/25 and 11/26/19	0	17,232.44	C
12/06	Corr FDAT Allocation for 12/2/19	0	(47.57)	C
12/06	Fire Dist Assistance Tax 0.146399	0	979.50	C
12/09	Fire Dist Assistance Tax 0.146399	0	798.18	C
12/09	Corr FDAT Adj for 11/25thru11/27 C#1100910 12/6/19	0	(16,569.53)	C
12/10	Fire Dist Assistance Tax 0.146399	0	1,416.30	C
12/11	Fire Dist Assistance Tax 0.146399	0	1,044.28	C
12/12	Fire Dist Assistance Tax 0.146399	0	1,060.73	C
12/13	Fire Dist Assistance Tax 0.146399	0	1,042.12	C
12/16	Fire Dist Assistance Tax 0.146399	0	1,814.71	C
12/17	Fire Dist Assistance Tax 0.146399	0	1,083.54	C
12/18	Fire Dist Assistance Tax 0.146399	0	1,391.24	C
12/19	Fire Dist Assistance Tax 0.146399	0	2,028.75	C
12/20	Fire Dist Assistance Tax 0.146399	0	1,469.75	C
12/23	Fire Dist Assistance Tax 0.146399	0	1,884.94	C
12/24	Fire Dist Assistance Tax 0.146399	0	969.53	C
12/26	Fire Dist Assistance Tax 0.146399	0	2,474.10	C
12/27	Fire Dist Assistance Tax 0.146399	0	1,338.45	C
12/30	Fire Dist Assistance Tax 0.146399	0	3,720.63	C
12/31	Fire Dist Assistance Tax 0.146399	0	2,719.32	C
38108.0 Interest on Investments ICM			Source Code Total: 549.87	
12/30	Investment Interest	0	32.71	C
12/30	Investment Interest	0	24.57	C
12/30	Investment Interest	0	27.23	C
12/30	Investment Interest	0	51.82	C
12/30	Investment Interest	0	272.90	C
12/30	Investment Interest	0	140.64	C
38109.0 Interest on Investments St Treas			Source Code Total: 2,711.90	
12/30	Investment Interest	0	2,028.70	C
12/30	Investment Interest	0	683.20	C
91702.0 Transfer out			Source Code Total: (404,571.75)	
12/23	CAFMA email transfer request 12/23/19	0	(404,571.75)	D

6065540000 Chino Valley Fire Dist GF **Ending Balance: 508,571.34**

Warrant Detail

Payee Name	Warrant	Amount	Issue Dt	Status Dt	Voucher
	Count	Amount			



Yavapai County Treasurer

Monthly Statement

Date Range: 12/1/2019 to 12/31/2019

Chino Valley Fire Dist Bond Fund
Fund: 6065640000

Chino Valley Fire District
Bank Reconciliation Summary
For the Bank Statement ending: 12/31/2019

BANK CONTROL ID: GEN - GENERAL FUND		DESC: GENERAL FUND	ACCOUNT NO: 000000000000000
Beginning Balance:	12/01/19		\$511,085.72
Deposits and Credits:			\$402,057.37
Checks and Charges:			(\$404,571.75)
Adjustments:			\$0.00
Ending Balance Per Reconciliation:			\$508,571.34
Ending Balance Per Bank Statement:	12/31/19		\$508,571.34
* Outstanding Deposits and Credits:	12/31/19		\$0.00
* Outstanding Checks and Charges:	12/31/19		(\$1,712.50)
Ending Book Balance:		12/31/19	\$506,858.84

Chino Valley Fire District
BR Checks and Charges Cleared
For the Bank Statement ending: 12/31/19

GEN		General Fund		General Fund		0000000000000000
Date	Document	Description	Module	Company	Amount	
12/31/19	Cash w/County	Transfer to CAFMA	GL	CHINOV	\$404,571.75	
TOTAL CHECKS AND CHARGES CLEARED:					\$404,571.75	

Date	Document	Description	Module	Company	Amount
12/16/19	706550012	SC Audit and Accounting	AP	CHINOV	\$1,397.50
12/30/19	706550013	Nicolas J. Cornelius	AP	CHINOV	\$315.00
TOTAL CHECKS AND CHARGES OUTSTANDING:					\$1,712.50

Chino Valley Fire District
BR Deposits and Credits Cleared
For the Bank Statement ending: 12/31/19

GEN		General Fund		General Fund		0000000000000000
Date	Document	Description	Module	Company	Amount	
12/31/19	Cash w/County	Tax & Interest Revenue	GL	CHINOV	\$402,057.37	
TOTAL DEPOSITS AND CREDITS CLEARED:					\$402,057.37	

Chino Valley Fire District
BR Deposits and Credits Outstanding
For the Bank Statement ending:

Date	Document	Description	Module	Company	Amount
------	----------	-------------	--------	---------	--------

TOTAL DEPOSITS AND CREDITS OUTSTANDING:

TOTAL FOR MODULE:	<u>\$806,629.12</u>
-------------------	---------------------

Chino Valley Fire District
BR Adjustments Report
For the Bank Statement ending:

Date	Document	Description	GL Account	Offset Amt	Adj. Amt
DOCUMENT:					

ADJUSTMENT DOCUMENT " TOTAL:

TOTAL FOR ALL ADJUSTMENTS:

1/16/20
1:02:50 PM

Chino Valley Fire District
Income Statement
(Original Budget to Actual Comparison)
For the period of 12/1/2019 Through 12/31/2019

Fund: (10) General Fund

	Account	Actual	Current Period Budget	Variance	%	Actual	Year To Date Budget	Variance	%
<u>Revenues</u>									
Real Estate Tax	10400000000	\$274,295.03	\$0.00	\$274,295.03	0.0%	\$2,456,527.53	\$4,190,442.00	\$(1,733,914.47)	(41.4)%
Personal Property Tax	10410000000	12,465.46	0.00	12,465.46	0.0	68,120.19	0.00	68,120.19	0.0
Fire District Assistance Tax	10420000000	112,035.11	0.00	112,035.11	0.0	253,951.94	366,547.00	(112,595.06)	(30.7)
Interest Income-General Fund	10490000000	3,261.77	0.00	3,261.77	0.0	5,675.09	0.00	5,675.09	0.0
Rebates/Refunds	10500000000	0.00	0.00	0.00	0.0	0.00	2,000.00	(2,000.00)	(100.0)
Net Revenues		\$402,057.37	\$0.00	\$402,057.37	0.0 %	\$2,784,274.75	\$4,558,989.00	\$(1,774,714.25)	(38.9)%
<u>Program Expenses</u>									
Fire Authority Funding	10670010000	\$404,571.75	\$0.00	\$(404,571.75)	0.0%	\$2,474,651.90	\$4,547,989.00	\$2,073,337.10	45.6%
Total Program Expenses		\$404,571.75	\$0.00	\$(404,571.75)	0.0 %	\$2,474,651.90	\$4,547,989.00	\$2,073,337.10	45.6 %
<u>Fund Raising Expenses</u>									
Audit & Accounting	10640010000	\$1,397.50	\$0.00	\$(1,397.50)	0.0%	\$2,985.00	\$5,000.00	\$2,015.00	40.3%
Legal Services - Routine	10641010000	315.00	0.00	(315.00)	0.0	1,002.50	5,000.00	3,997.50	80.0
Legal Services-Non Routine	10641010600	0.00	0.00	0.00	0.0	0.00	1,000.00	1,000.00	100.0
Fire Board Expenses	10644110000	0.00	0.00	0.00	0.0	125.53	0.00	(125.53)	0.0
Total Fund Raising Expenses		\$1,712.50	\$0.00	\$(1,712.50)	0.0 %	\$4,113.03	\$11,000.00	\$6,886.97	62.6 %
Total Expenses		\$406,284.25		\$(406,284.25)		\$2,478,764.93	\$4,558,989.00	\$2,080,224.07	45.6%
Net Income (Loss)		\$(4,226.88)	\$0.00	\$(4,226.88)	0.0%	\$305,509.82	\$0.00	\$305,509.82	0.0%

1/16/20
1:03:11 PM

Chino Valley Fire District

Balance Sheet

As of 12/31/2019

Fund: (10) General Fund

Assets

Current Assets

Cash with Yavapai County	\$506,858.84	
Taxes Receivable	124,421.50	
Total Current Assets		\$631,280.34

Total Assets		\$631,280.34
---------------------	--	---------------------

Liabilities and Net Assets

Current Liabilities

Accounts Payable	\$305.00	
CAFMA Accounts Payable	92,434.52	
Total Current Liabilities		\$92,739.52

Total Liabilities		\$92,739.52
--------------------------	--	--------------------

Net Assets

Fund Balance	\$(3,430,633.98)	
Current Year Net Assets	305,509.82	
Total Net Assets		(3,125,124.16)

Total Liabilities and Net Assets		\$(3,032,384.64)
---	--	-------------------------

Chino Valley Fire District
GL Account Ledger - Detail By Period
12/1/2019 through 12/31/2019

Batch	Journal	Entry #	Date	Job	Document	Description	Debits	Credits	Balance
10.1100.0.0.000			CASH WITH YAVAPAI COUNTY						\$511,085.72
2086	CD	143424	12/16/19		706550012	SC Audit and Accounting - Cash Disbursement SCAUD1	-	1,397.50	509,688.22
2089	CD	143436	12/30/19		706550013	Nicolas J. Cornelius - Cash Disbursement CORNIC	-	315.00	509,373.22
2088	GJ	143435	12/31/19		Cash w/County	Transfer to CAFMA	-	404,571.75	104,801.47
2091	GJ	143447	12/31/19		Cash w/County	Tax & Interest Revenue	402,057.37	-	506,858.84
CASH WITH YAVAPAI COUNTY TOTALS:							\$402,057.37	\$406,284.25	\$506,858.84
TOTAL OF LEDGER:							\$402,057.37	\$406,284.25	\$506,858.84

Chino Valley Fire District
GL Trial Balance Worksheet
For The Period of 12/1/2019 through 12/31/2019

Account	Description	Balances				Adjustments
		Beginning	Debits	Credits	Ending	
10.1100.0.0.000	Cash with Yavapai County	\$511,085.72	\$402,057.37	\$406,284.25	\$506,858.84	
TOTALS:		<u>\$511,085.72</u>	<u>\$402,057.37</u>	<u>\$406,284.25</u>	<u>\$506,858.84</u>	

* Inactive accounts are marked and appear in grey.