

AGENDA

**Central Arizona Fire and Medical Authority
Central Arizona Fire and Medical Authority Board of Directors
CA Regular Meeting
Monday, February 24, 2020, 5:00 pm - 6:00 pm
Chino Valley Town Hall, 202 N. State Route 89, Chino Valley**

NOTICE OF MEETING

Pursuant to A.R.S. § 38-431.02, notice is hereby given to the members of the Central Arizona Fire and Medical Authority Board of Directors and the general public that the **Central Arizona Fire and Medical Authority** will hold a meeting open to the public on **Monday, February 24, 2020 at 5:00 p.m.** The meeting will be held at the **Chino Valley Town Hall, 202 N. State Route 89, Chino Valley, Arizona.** The Board may vote to go into Executive Session on any agenda item, pursuant to A.R.S. §38-431.03(A)(3) for discussion and consultation for legal advice with Authority's Attorney on matters as set forth in the agenda item. The following topics and any variables thereto, will be subject to Board consideration, discussion, approval, or other action. All items are set for possible action.

1. CALL TO ORDER / ROLL CALL OF BOARD MEMBERS
2. PLEDGE OF ALLEGIANCE
3. PRESENTATIONS
 - A. Chino Valley Town Council Report
 - B. Board Members' Reports
 - i. Prescott Regional Communications (PRCC)
 - ii. Public Records Requests
 - iii. Legal Fees
 - iv. Labor / Management
 - C. Alarm Summary 2020
 - D. Letters from the Public
 - E. Monthly Division Reports from the Fire Chief and staff in regard to current activities of the Fire Authority and the status and progress relating thereto. Any item discussed in the Division Reports is subject to discussion and direction by the Board; no action will be taken.
4. CALL TO THE PUBLIC

In accordance with A.R.S. §38-431.01(H) and as a matter of policy, the Central Arizona Fire and Medical Authority Board has decided to allow public comments as time permits. Therefore, those wishing to address the Board regarding an issue within the jurisdiction of this public body may do so in an orderly manner that includes completing a Call to the Public Form and submitting it to staff for the record. If a written statement is being read, please provide a copy to ensure it is entered into the record accurately. Individuals will be limited to speak for three (3) minutes and Call to the Public shall not exceed 30 minutes per meeting.

5. CONSENT AGENDA

All matters listed under consent agenda are considered to be routine by the Central Arizona Fire and Medical Authority Board and will be enacted by one motion. There will be no separate discussion on these items. Any item may be removed by a Board member and will be considered separately for motion, discussion and action.

- A. Approve Regular Session Minutes - January 27, 2020
- B. Approve General Fund Financial Statements
- C. Approve Fire Protection Agreements - Cagliesi and Smith
- D. Approve Policy Amendments - Policy 620 Discipline

6. VOTE TO GO INTO EXECUTIVE SESSION

- A. Legal Advice and Discussion Pursuant to A.R.S. §38-431.03(A)(3) Regarding Ambulance Services

7. NEW BUSINESS

- A. Motion, Discussion and Action to Select a Vendor to Fulfill the Arizona Department of Homeland Security (AZDOHS) Grant #190503-01 for \$28,800 for Ballistic Personal Protective Equipment
- B. Motion, Discussion and Action Regarding Approval to Purchase Budgeted SCBA Compressors for Amount Not to Exceed \$90,000.00
- C. Discussion and Possible Approval of 40-Hour Engine for FY 20-21
- D. Discussion Regarding Ambulance Update

8. ADJOURNMENT

Disabled persons needing reasonable accommodations should call 928-772-7711 prior to the scheduled meeting.

RECORDS REQUESTS

Date Received	First Name	Last Name	Company Name	Record Type	Incident / Reference #	Status	Delivery Method	Cost	Date Completed	Notes	Staff Hours	Staff Cost
02/10/20	Kathleen	Plasko	O'Steen & Harrison	EMS	19-011381	COMPLETE	MAILED	22.00	02/10/20	Approved and mailed CB Record sent to Chief Tharp for review - CB		\$0.00
01/08/20	Olivia	Gerrits	Speedie & Associates	ENVIRONMENTAL RECORD	2020.01.08-Gerrits	IN PROGRESS				Environmental records for 1072 N SR 89 and 1090 N SR 89, Chino Valley. Gave to Rick.		\$0.00
01/29/20	Rachel	Largay		ENVIRONMENTAL RECORD	2020.01.29-Largay01	COMPLETE	EMAILED	0.00	02/03/20	Environmental records for 6850 E Hwy 69. Gave to Rick. TF -Rick responded by email 2/3/20		\$0.00
01/29/20	Rachel	Largay		ENVIRONMENTAL RECORD	2020.01.29-Largay02	COMPLETE	EMAILED	0.00	02/03/20	Environmental records for 6700 E Hwy 69. Gave to Rick TF - Rick responded by email 2/3/20		\$0.00
02/03/20	Ryan	Miller		ENVIRONMENTAL		COMPLETE	EMAILED			Given to Rick 2/3/20 MS Rick emailed findings 2/6/2020 TF		\$0.00
01/27/20	Ian	Jeffrey	Insurance Adjuster	FIRE	20-000623	IN PROGRESS		20.00		Request Approved pending payment, Ian is Mailing check for cost, will email report upon receipt. - 01/30/20 CB Fire Incident Report is not yet completed. Incident report found. Emailed Ian letting him know that we require payment for the records. -CB		\$0.00
02/03/20	Dorothy	Ivey	Ensearch Express	FIRE	2020.02.03-Ivey	CLOSED	NO RECORD		02/03/20	No record found, not in our district. Check returned. - CB		\$0.00
02/03/20	Timothy	Torkelson	Home Owner	FIRE	20-000623	COMPLETE	PICKED UP	0.00	02/04/20	Contacted Timothy to let him know record was approved and available for pickup. 02/04/20 CB		\$0.00
02/05/20	Eric	Hobbs	LexisNexis Claims Solutions Inc	FIRE	20-02-05	CLOSED			02/10/20	No Record Found. Check Returned. CB		\$0.00
02/10/20	Mark	Hellan		FIRE	20-001119	IN	EMAILED	22.00		Rick emailed the request to me 2/10/2020 TF		\$0.00
01/29/20	Jamie	Yancey	Yavapai County Prosecuting Attorney	INCIDENT	19-012895	COMPLETE	EMAILED	0.00	02/03/20	Couldn't locate the call under the address or date. They are checking on the address. Submitted new form with correct address - given to Tharp 1/29/20 - MS Report emailed ok by Tharp on 2/3/20.		\$0.00
12/12/19	Larios	Sheri	Snyder&Wenner	PUBLIC RECORD	19-12-13	IN PROGRESS				Sent Request for EMS records, only filled out public request form. - CB 12/12/2019 Spoke to Sheri, she's mailing correct form and payment - CB 12/16/2019		
02/03/20			Maricopa Ambulance	PUBLIC RECORD	2020.02.03-Maricopa Amb	COMPLETE	PICKED UP	0.00	02/03/20			\$0.00
02/10/20	Max	Efrein	Daily Courier	PUBLIC RECORD	2020.02.10-Efrein	COMPLETE	EMAILED	0.00	02/11/20	Current salaries for the top 5 highest paid employees by wage scale and by W2 earnings; also include name, title and length of employment. Emailed 2/11/20 smd.	0.50	\$22.39
04/17/19	Chris	Jensen	Jensen Phelan Law Firm	PUBLIC RECORD	2019.04.17-Jensen01	IN PROGRESS				CEY - Financial records of deposits, withdrawals, transfers, loans, loan payments, disbursements, pension plan payments, interest payments or charges, or any other financial actions as to the Capital Reserve Account since 01/01/2014. 5/1/19: letter advising due to large volume of records, please allow 4-6 weeks for records to be ready. One letter addressing all three agencies. 6/4: Letter advising large volume of emails returned, additional time needed for review, etc. Also re-stated records available on website and unable to send records via email due to size. One letter for all three agencies. 6/25 Letter re: additional time due to staffing issues, re-stated some records available on website. One letter for all three agencies.		
04/17/19	Chris	Jensen	Jensen Phelan Law Firm	PUBLIC RECORD	2019.04.17-Jensen02	IN PROGRESS				CHV - Financial records of deposits, withdrawals, transfers, loans, loan payments, disbursements, pension plan payments, interest payments or charges, or any other financial actions as to the Capital Reserve Account since 01/01/2014. 5/1/19: letter advising due to large volume of records, please allow 4-6 weeks for records to be ready. One letter addressing all three agencies. 6/4: Letter advising large volume of emails returned, additional time needed for review, etc. Also re-stated records available on website and unable to send records via email due to size. One letter for all three agencies. 6/25 Letter re: additional time due to staffing issues, re-stated some records available on website. One letter for all three agencies.		
04/17/19	Chris	Jensen	Jensen Phelan Law Firm	PUBLIC RECORD	2019.04.17-Jensen03	IN PROGRESS				CEA - Financial records of deposits, withdrawals, transfers, loans, loan payments, disbursements, pension plan payments, interest payments or charges, or any other financial actions as to the Capital Reserve Account since 01/01/2014. 5/1/19: letter advising due to large volume of records, please allow 4-6 weeks for records to be ready. One letter addressing all three agencies. 6/4: Letter advising large volume of emails returned, additional time needed for review, etc. Also re-stated records available on website and unable to send records via email due to size. One letter for all three agencies. 6/25 Letter re: additional time due to staffing issues, re-stated some records available on website. One letter for all three agencies.		

12/12/19	Larios	Sheri	Snyder&Wenner	PUBLIC RECORD	19-12-13	IN PROGRESS				Sent Request for EMS records, only filled out public request form. - CB 12/12/2019 Spoke to Sheri, she's mailing correct form and payment - CB 12/16/2019		
----------	--------	-------	---------------	---------------	----------	----------------	--	--	--	---	--	--

LEGAL FEES

Chino Valley Fire District

No legal fees.

Central Yavapai Fire District

No legal fees.

Central Arizona Fire and Medical

No legal fees.

2019 Alarm Summary

Central Arizona Fire & Medical Authority



2019 Statistics

Population..... ≈100,000

Response Area 365 square miles

ISO Rating 3/4/10
(See www.cazfire.org for details)

Personnel Divisions:

Administration:

Chief Officers 4
Finance 5
Human Resources 3
Administrative Support 6
Fire Corp Volunteers 5

Operations:

Battalion Chiefs 6
Captains 31
Engineers 30
Firefighters 48
Training 3

Planning & Logistics:

Communications & Technical Services 5
Facilities Maintenance 2
Fire Prevention 5
Fleet Maintenance 5
Warehouse 1.5

Fire Facilities:

Fire Stations 10
Reserve Fire Stations 2
Administration Building 1
Training Academy 1
Fleet Maintenance 1
Communications & Technical Services 1
Supply Warehouse 1

District Fleet:

Engines (Total) 19
Paramedic Engines 10
Reserve Engines 4
Public Education Engine 1
Parade Engine 1
Training Engine 1
Wildland Engines 3
Ladders 1
Battalion Chief Units 2
HazMat Unit (joint with PFD) 1
Water Tenders 10
Patrols 8
Light Duty Vehicles 35
Utility Unit (53) 1
Rescue Units 2
UTV Units 4

Incidents by Type

Structure Fires 9
Mobile; Portable Structure Fires 15
Structure; Confined Fires 33
Vehicle Fires 28
Wildland/Brush/Grass Fires 42
Trash; Other Fires 16
Explosion/Rupture No Fire 11
EMS/Rescue Calls 7,505
Vehicle Accident with Injury 286
Vehicle Accident with No Injury 210
EMS Assistance 102
Hazardous Conditions 143
Service Calls 2,277
Good Intent Calls 1,154
False Alarms 404
Severe Weather or Natural Disaster 9
Special Type of Incident 0

Total Fire Calls 141 = 0.39 /day

Total EMS Calls 8,091 = 22.17 /day

Total Other Calls 3,998 = 10.95 /day

Total Incidents 12,230 = 33.51 /day

Unit Responses

(Total Workload: In & Out of District)

Unit	Responses	Average Shift	Response Reliability*
E50	1,922	5.27	73.65%
E51	2,008	5.5	N/A
E53	2,085	5.71	69.33%
E54	1,613	4.42	85.17%
E57	469	1.29	87.23%
E58	1,733	4.75	74.41%
E59	1,437	3.94	82.39%
E61	1,206	3.3	78.86%
E62	1,500	4.11	80.03%
E63	614	1.68	91.88%
T50	66	0.18	N/A
B3	591	1.62	N/A
B6	368	1.01	N/A

*Response Reliability is the probability that a unit is able to respond to an incident in its first due area based on the past year's incidents.

Call Volume History

	2017	2018	2019
Jan	973	1,052	1,033
Feb	795	931	991
Mar	944	945	975
April	907	952	958
May	952	990	992
June	994	1,018	1,049
Jul	1,030	1,006	1,046
Aug	1,052	1,049	1,112
Sept	914	949	1,049
Oct	928	997	984
Nov	937	961	1,030
Dec	1,007	1,005	1,012
Avg.	953	988	1,019
Total	11,433	11,855	12,230

Response Time Analysis

Response Time Performance - 1st on Scene Code 3, all call types				
	SUBURBAN		RURAL	
TIME PERIOD	90TH PERCENTILE STANDARD: 2019 9.5 MIN		90TH PERCENTILE STANDARD: 14 MIN	
	%	CALLS	%	CALLS
Jan-Mar	93.25	607	91.26	721
Apr-June	90.86	711	94.27	715
July-Sept	92.22	771	93.45	687
Oct-Dec	92.62	677	92.07	681
TOTAL	92.19	2,766	92.79	2,804
Average	6:04 Minutes		8:14 Minutes	

Alarm Information

Significant Alarms (financial impact):

\$1,050,000 residential structure fire, Granite Oaks, 1st Due Area 57

\$321,325 residential structure fire, Gray Gos Rd, 1st Due Area 63

\$251,389 residential structure fire, Pinto Pl, 1st Due Area 54

Fire Loss Analysis:

Property Value: \$ 10,997,437

Content Value: \$ 4,952,352

Property Loss: \$ 2,041,653

Content Loss: \$ 659,294

Saved: 81.44%

Saved: 86.69%

Fire Loss Breakdown:

Residential Loss \$2,415,252

Business Loss \$ 139,000

Vehicle Loss \$ 146,760

Other Loss \$ 435

FIRE LOSS \$2,700,947

Fire Investigations in CAFMA Districts: 28

Cause of fires: 10 Accidental; 0 Arson; 2 Natural; 16 Undetermined.

Origin of fires: 7 Interior Structure, 6 Exterior Structure, 2 Dryer, 2 Vehicle, 3 Wildland, 2 Lightening, 1 RV, 1 Trailer of Rubbish, 1 UTV, 1 HVAC Unit, 1 Smoking Near O2, 1 Propane Heater

Auto-Aid: CAFMA to PFD 1,516; PFD to CAFMA 823; CAFMA to WVFD 2; WVFD to CAFMA 0

Mutual-Aid (7): to Mayer Fire District: 2 Structure Fires, 2 Move Ups, 1 EMS
to Walker: 1 Vehicle Accident, 1 EMS

Out of District (71): 1 Mobile Home Fire, 1 Vehicle Fire, 1 Trash Fire, 4 Wildfires, 12 EMS, 12 Vehicle Accidents, 1 Search & Rescue, 7 Agency Assist, 2 Unauthorized Burning, 28 Cancelled en Route, 1 Unfounded, and 1 Authorized Burning.

Off-District Wildland/Disaster Responses (29): 18 AZ, 3 CA, 2 CO, 2 AK, 2 FL, 2 NM

Casualties & Fatalities (Fire-related):

Firefighter Injuries: 0

Firefighter Fatalities: 0

Civilian Injuries: 3

Civilian Fatalities: 0

Fire Districts and Municipalities in Yavapai County

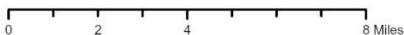
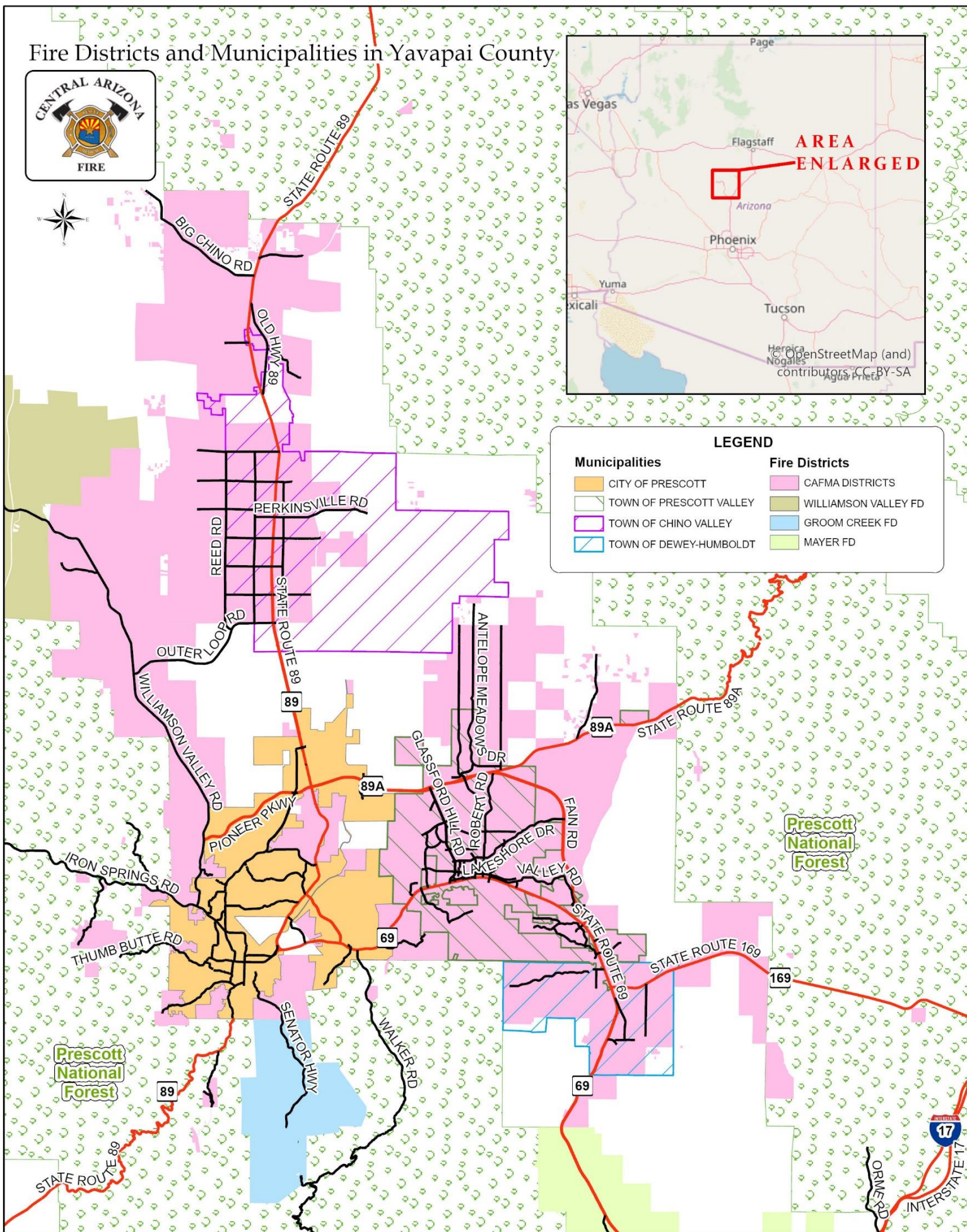


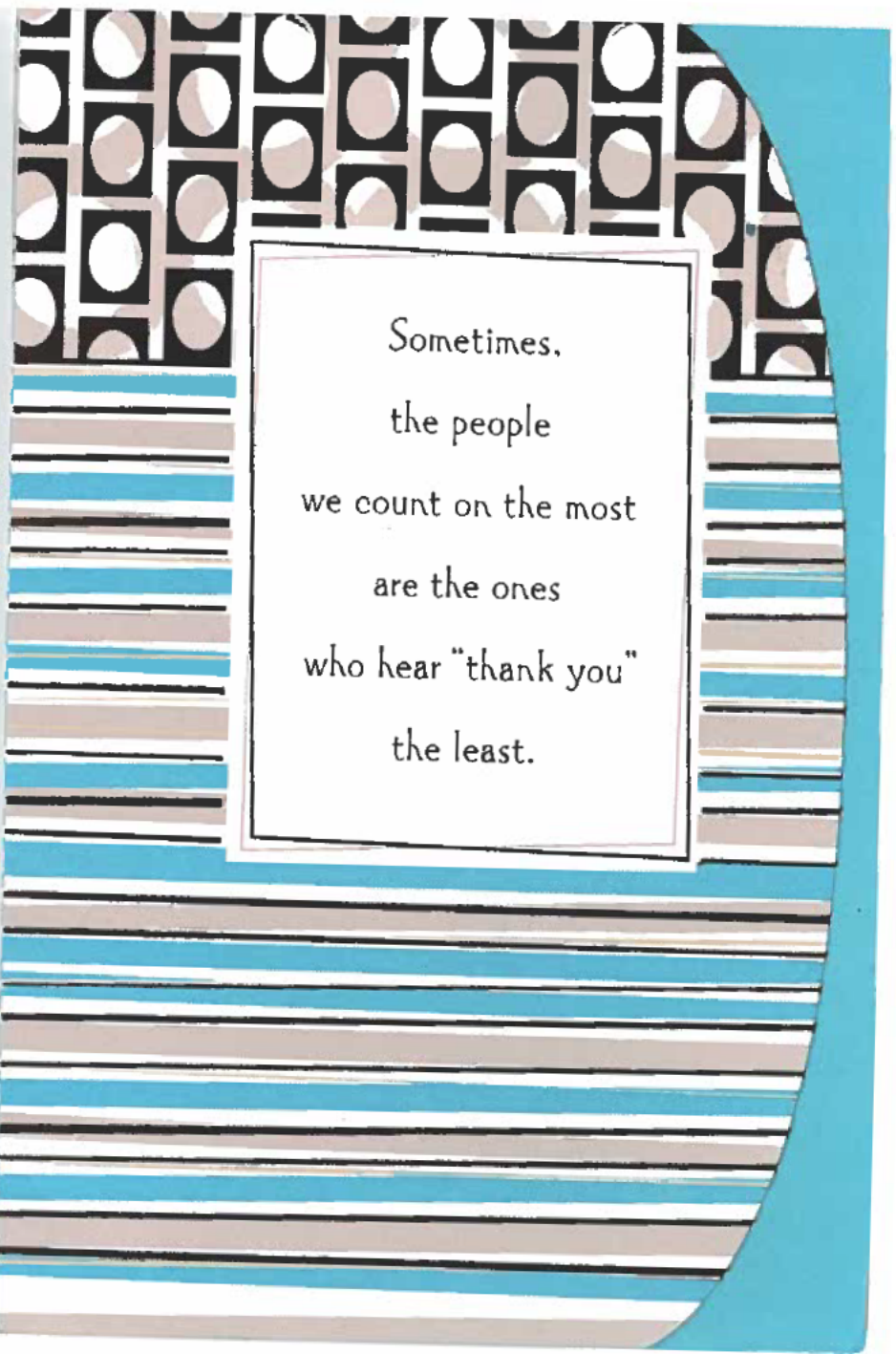
Municipalities

- CITY OF PRESCOTT
- TOWN OF PRESCOTT VALLEY
- TOWN OF CHINO VALLEY
- TOWN OF DEWEY-HUMBOLDT

Fire Districts

- CAFMA DISTRICTS
- WILLIAMSON VALLEY FD
- GROOM CREEK FD
- MAYER FD





Sometimes,
the people
we count on the most
are the ones
who hear "thank you"
the least.

I WANT TO THANK
CHIEF DAVIS AND
THE ENTIRE CREW
WHO ATTEMPTED TO
SAVE MY HUSBAND'S
LIFE EARLY ON 12/21.

I AM GRATEFUL
FOR YOUR
PROFESSIONALISM,
DILIGENCE AND
COMPASSION.

I WILL NEVER FORGET
YOUR EFFORTS.

Since you're
one of those people.
I hope you always know
how much
you are appreciated.

Kathy [REDACTED]

Kathy [REDACTED]

PRESCOTT VALLEY



January 13, 2020

Todd Able and Tim Rhodes
Central Arizona Fire and Medical
8603 E. Eastridge Drive
Prescott Valley, AZ 86314

Dear Todd and Tim,

Thank you so much for your support of and generous contribution delivering meals for "Don't Spend Christmas Alone" this year. Thanks to your generosity those in the Quad-city area who may have spent Christmas alone were able to join fellow community members for a wonderful hot dinner and companionship on Christmas Day.

We look forward to working with you again in the future and hope that the year ahead is blessed for all of you and yours at Central Arizona Fire and Medical.

Sincerely,

A handwritten signature in black ink, appearing to be "P. Buisson", written over a horizontal line.

Rev. Pierre-Henri Buisson
Rector

DSCA Committee

January 26, 2020

• • •

Bob [REDACTED]
[REDACTED]
Prescott Valley, Arizona [REDACTED]

Central Arizona Fire
Chief Scott Freitag
8603 E. Eastridge Dr.
Prescott Valley, AZ 86314

Dear Chief Freitag,

The battalion located north of Spouse on Robert Road answers the 911 calls at our home. Being old, 88 and 86 [REDACTED] and I have had the men of this unit in our home a number of times. These guys are truly gifted at their job. Not only do they efficiently attend to our medical needs, they also alleviate the stress of the situation and make us feel comfortable and cared for.

We have also had this unit assist us outside of an emergency situation. After a visit to the emergency room, I was unable to manage the steps into the house and [REDACTED] is unable to help me. The unit was at the house upon our arrival and we were delighted to have them in our home. They got me in the house and then spent time with us for a quick visit, showing genuine interest in our home...photos, our dog, etc. We are lucky to have such an amazing group as the first responders in our neighborhood.

Thank you for the continued assistance.

Sincerely [REDACTED]

Bob

Bob [REDACTED]

Phone: [REDACTED]

January 28, 2020

Chief Scott Freitag
Central Arizona Fire and Medical
8603 Eastridge Drive
Prescott Valley, AZ 86314

Dear Chief Freitag:

Engine 54 and crew participated in the Prescott Golf Clubs annual Christmas Festival of Lights on Dec 12. at the Prescott Golf Club. The engine led the parade and helped collect food for our local food bank.

Our goal this year was 2,000 lbs. of food. As a result of our efforts an amazing 3,000 lbs. of food was collected. Without E-54 leading the festival we could have never surpassed our goal.

Once again E-54s efforts and Central Arizona Fire and Medical was there serving the people. Thank you Chief and please thank the crew of E-54.

Fred  
Festival of Lights

From: Kathy Goodman [REDACTED] >
Sent: Wednesday, January 29, 2020 8:12 AM
To: Brad Davis [REDACTED] >
Cc: Scott Freitag [REDACTED] >; David Tharp [REDACTED] >; Jeff Polacek [REDACTED] >; John Feddema [REDACTED]
Subject: Thank You for ST 54 B-Shift

Chiefs,

Good morning!

We received a phone call late yesterday from Lubbock, Texas. A grateful daughter called to express her gratitude to those working Station 54 B-Shift for helping her 91 year-old father when he desperately needed it. On January 27, 2020 the gentleman, who is required to be on oxygen 24/7, had run out. They stopped by Station 54 and our guys not only provided the oxygen he so needed, but were “sweet, very kind, and so helpful.”

Cordially,

Kathy Goodman

Administrative Assistant
Central Arizona Fire and Medical Authority



DIVISION REPORTS

REPORTED TO THE
CENTRAL ARIZONA FIRE AND MEDICAL AUTHORITY
BOARD OF DIRECTORS

Chief's Report

By Fire Chief Freitag

We recently completed Chief's interviews for five immediate hires, and possibly five additional. Our interview panel was excited to have 10 viable candidates for hire. Five have received conditional offers and are currently working their way through the new hire process, e.g. physicals, background checks, etc. Four of the 10 who were not offered immediate positions are going through the new hire process to be prepared should the Board approve the 40 hour engine concept. One of the 10 has already been through the academy and currently works as our training tech at CARTA.

Battalion Chief testing just concluded as well. Captain Alan Schuster will be promoted to Operations Battalion Chief upon the official promotion of Battalion Chief Cody Rose to Assistant Chief of Planning/Logistics. EMS Captain Doug Niemynski has been promoted to EMS Chief effective February 16th. Training Captain Dustin Parra will promote to Training Chief upon the official promotion of Training Chief John Feddema to Assistant Chief of Operations.

We are now moving forward with seeking interested parties to fill the Training Captain position, and an EMS position. We're also moving forward with testing for the Warehouse Assistant position, as well as a Fire Prevention position to replace Andie Smith who retired in January. Fortunately, we were able to bring Andie back part-time to handle some of our public education, wildland urban interface assessments, and new computer program implementation. This will allow our current Prevention folks to focus on plan review and inspections, as well as the continued development of our current apprentice, and potentially one additional apprentice.

Over the next five to eight years you will see significant personnel changes as we begin seeing more retirements. We expect our entire Battalion Chief core to turn over in the next five to seven years, not to mention the retirement of company officers and engineers.

Chief Feddema and I were both asked to present different topics at the recent Mohave County Leadership Academy. It was great to receive requests for two of us from CAFMA to teach in the program. I think it demonstrates the reputation our organization is building within the Arizona Fire Service.

I appreciate the organization's support for my nomination for the Prescott Area Leadership Man of the Year Award. While I was not selected as a finalist, I remain humbled by the nomination and the kind words from those who served as references.

I remain engaged at the state level during this legislative session. There are a couple measures of note that we've been heavily involved with. Dignity Health System has dropped a bill that would add a Certificate of Operations to the Certificate of Need statute. The bill would allow a hospital system in the Valley to sponsor a 3rd party accredited ambulance provider to provide inter-facility transports for their hospital. They would not have to go through the lengthy and expensive bureaucratic process that all other providers have to undertake for a CON. At present, there is opposition to the bill for a couple of reasons. Firstly, it adds a loophole to an already broken system that needs reform. We, the Arizona Fire Service, feel it would be better to work as a group toward



DIVISION REPORTS

REPORTED TO THE
CENTRAL ARIZONA FIRE AND MEDICAL AUTHORITY
BOARD OF DIRECTORS

substantive reform in the state. Secondly, some agencies are concerned about the financial impact on their operations.

We, the Arizona Fire Chiefs Association, were able to broker a stakeholders meeting with Dignity and the alphabet soup of fire service associations in the state. There was an agreement at the end of the meeting to have additional dialogue seeking to coordinate our reform efforts. Given the lateness of the session, and some fundamental disagreements by a number of organizations, those talks have ceased.

Cancer presumption has moved through the Senate and is now in the House. As of February 13th, Copperpoint announced that it will cancel all municipal and fire district workers' compensation plans with anyone that employs firefighters. Personally, I see this as a political ploy to sway representatives to vote against the bill. As many of you may remember, our agency has a love/hate relationship with Copperpoint. We moved away from them to the only other provider in the state because of their horrible service and the way in which they conduct business. They, in turn, refuse to bid for our business.

In reality, their backing out of the business is likely a very good thing. As some of you may recall, Chief Tharp was the tip of the spear in establishing a workers' comp trust in Arizona. The plug was pulled at the last minute when Copperpoint offered deferred rates to a number of the larger agencies that were moving into the pool. The deferment saved some agencies over \$100,000 that particular year. Talks about the Trust have not only resumed, but have been expanded to include towns and cities for their public safety employees. We are once again heavily involved, with Chief Tharp serving as our resident expert for the discussions.

We continue to have a great working relationship between labor and management. All things seem to be moving forward in a spirit of cooperation.



DIVISION REPORTS

REPORTED TO THE
CENTRAL ARIZONA FIRE AND MEDICAL AUTHORITY
BOARD OF DIRECTORS

Administration

By Assistant Chief Tharp

We have received our NAV (net assessed valuation) report for our FY 2021 Budget planning and it is favorable. While we have (and will continue to) forecast our increase in property values conservatively, we received a 7.85% increase for the Central Yavapai Fire District jurisdiction and a 7.32% increase for the Chino Valley Fire District jurisdiction. We had projected a 5.5% and 4.5% increase for each respective jurisdiction. New growth seems to be pushing the NAV much higher than expected – which is a double-edged sword. On the one hand, the increase in the NAV spurred by new growth means that there are new property developments, housing and businesses in the area – thus the economy is growing and developing. This results in an increase in the NAV and increased revenue to meet the needs of the organization. On the other hand, the increased growth in the area also means increased service demands – higher call volume, more people and property to protect, and the need to look at coverage needs for the area. The response for meeting these demands usually dictates additional infrastructure, vehicles, and personnel. Again, as the community grows, so does the demand for service, and so do the costs for providing that service.

As an organization, we are constantly assessing our response to these service demands and needs of the community - weighing it against the current services that we provide and balancing it with the amount of revenue we have to sustain and improve the needs presented. It is called our budgeting process and we are currently developing the plan for the Fiscal Year 2021. It may seem like a relatively simple process, but considering the various divisional needs, the personnel needs, benefit requests, equipment replacement, capital purchases, fuel costs, insurance costs, vendor costs, utility costs, retirement costs, etc., etc., etc., and you begin to see that the demands on the revenue generated by an increase in NAV quickly become swallowed up. Through it all, we are an organization committed to providing the best service while being financially responsible, and that often means doing the best you can with what you have – “doing more with less”. We are committed to developing an agency that will be sustainable in the future for the community that we serve and our internal customers.

As a board member of Kairos, our health insurance risk pool, we have decided on the rate increases for Fiscal Year 2021 and it is not pretty. Due to a significant utilization increase and some high dollar claims, we are looking at a 10% increase in our premiums. This is not something that we like as a board, nor is it a new “norm” for us at Kairos, but it is necessary for this upcoming year to assure that we are not subsidizing lower premiums with our reserve funds. This percent increase will allow the pool to “breakeven” or look at a \$100,000 budgeted surplus. Again, while I am not happy about the 10% increase, I looked at the prior year premium increases and noted that in FY 2018 we had a 0% increase, in FY 2019 we had a 3% increase and for our current year we had a 5% increase. Now we are looking at a 10% for next year – which on a 4 year average means that we have had an average 4.5% increase per year. The industry has been seeing a 7% – 9 % increase per year. So, we are still ahead of the game from an overall savings perspective and way ahead of the trend from a service perspective. While on the board, I will still be committed to improving services and controlling costs to minimize the increases that we are experiencing.

Have a great Valentine’s Day!



DIVISION REPORTS

REPORTED TO THE
CENTRAL ARIZONA FIRE AND MEDICAL AUTHORITY
BOARD OF DIRECTORS

Fire Prevention By Fire Marshal Chase

Construction:

Tech reviews attended in Chino Valley:

- RV Storage Facility

Initial Plan Reviews attended at Yavapai County:

- N/A

Initial Plan Reviews attended in Prescott Valley:

- Alliance Lumber/Hardware
- Two 5,000 s.f. residential housing buildings for YEI
- Triplex in the PCC
- 16 bed psychiatric hospital

New Construction/T.I.s:

- Lake Valley Business Park
- Windsong Senior Living
- St Germaine's Catholic Church
- Children's Theater next to Findlay Event Center
- Ocean Blue Car Wash on Glassford Hill Road
- Circle K Store and Fuel Station
- Heights Church
- Jasper subdivision

General:

- We have been working with the developer and contractor at the Lake Valley Business Park across the street from M&I Windows. Several site visits were made in regards to addressing, electric gate openers, and fire protection systems.
- Fire Prevention staff, Jonah from IT, and the Town of Chino Valley Community Development Department attended a very informational webinar on Bluebeam electronic plan software. The Town of CV and CAFMA Fire Prevention will soon be using the software for electronic plan reviews and submittals.
- Fire Inspector Dowdy and Fire Marshal Chase teamed up with Sandy Griffis and YCCA during their boot camp. We taught a fire extinguisher safety class that included hands-on training on discharging a fire extinguisher to 32 students.
- A meeting was held with three CAFMA personnel regarding the Fire Pal program. We will be losing two Fire Pals next year due to busy schedules and so we have two new folks joining the program, along with another that will be a substitute.
- St. Germaine's Catholic Church is getting close to completion. If all goes well, we will be performing final inspections on their fire protection systems this month.
- Fire Inspectors Brett Mills and Chuck Dowdy have been providing site visits at the new Circle K Store at the corner of Navajo Drive and Highway 69 to ensure current codes are being met during the building process.



DIVISION REPORTS

REPORTED TO THE
CENTRAL ARIZONA FIRE AND MEDICAL AUTHORITY
BOARD OF DIRECTORS

Events requested/attended by CAFMA:

1/4 Polar Bear Splash - Engine 58 attended.

1/15-16 American Evangelical Lutheran Church Pre-School - Captain Snyder spoke to a total of 96 students about fire education.

Monthly Safety Tip:

PET FIRE SAFETY

- Pets are curious. They may bump into, turn on, or knock over cooking equipment. Keep pets away from stoves and countertops.
- Keep pets away from candles, lamps, and space heaters.
- Always use a metal or heat-tempered glass screen on a fireplace and keep it in place.
- Keep pets away from a chimney's outside vents. Have a "pet-free zone" of at least three feet (1 meter) away from the fireplace. Glass doors and screens can stay dangerously hot for several hours after the fire goes out.
- Consider battery-operated, flameless candles. They can look and smell like real candles.
- Some pets are chewers. Watch pets to make sure they don't chew through electrical cords. Have any problems checked by a professional.

SMOKE ALARMS:

- Have working smoke alarms on every level of the home. Test your smoke alarms at least once a month.
- If the smoke alarm sounds, get out and stay out.
- Never go back inside for pets in a fire. Tell firefighters if your pet is trapped.

FACT:

Pets or wild animals have a part in starting about 750 home fires per year. These involve cooking equipment, fireplaces and chimneys, space heaters, lamps, bulbs, wiring, and candles.



DIVISION REPORTS

REPORTED TO THE
CENTRAL ARIZONA FIRE AND MEDICAL AUTHORITY
BOARD OF DIRECTORS

FIRE PREVENTION MONTHLY ACTIVITY REPORT January 2020	
Public Education	
Public Education - Prevention Staff Only	1
# Attendees	32
Public Education - Fire Pal Program	0
# Attendees	0
Community Risk Management	
Business Inspections	54
Defensible Space Assessments	11
Knox Box Detail	2
Event Consultations & Inspections	4
Fire Hydrant Service	0
Miscellaneous Meetings, FM/AFM Meetings	19
Fire Investigations	
Fire Investigations - Arson	0
Fire Investigations - All Other	2
Construction	
IPRs & Pre-Construction Meetings	15
Building Plan Reviews	9
Building Construction Inspections	1
Fire Protection System Plan Reviews	50
Fire Protection System Construction Inspections	27
Revenue - Construction Permit Fees	\$0.00
Revenue - Event Permit Fees	\$0.00



DIVISION REPORTS

REPORTED TO THE
CENTRAL ARIZONA FIRE AND MEDICAL AUTHORITY
BOARD OF DIRECTORS

Operations

By Assistant Chief Polacek

We have concluded all promotional testing for Operations and would like to congratulate Chief John Feddema, who will be promoted to Assistant Chief of Operations, Captain Doug Niemynski for his promotion to EMS Battalion Chief, Captain Dustin Parra for his promotion to Training Battalion Chief, Captain Allen Schuster, who will be promoted to C-Shift B-6 Battalion, and Chief Cody Rose who will be promoted to Assistant Chief of Planning and Logistics. We will be interviewing personnel to fill the Training Captain and EMS positions, which will offer more promotions. Testing for all Operations positions and filling vacancies has made for a busy fall. Operations would like to thank HR for conducting testing for all of the needed positions.

Last budget year we determined that our B-3 reliability rating was continuing to decline and near the seventy percent mark for E-50 and E-53. We had made adjustments hoping to improve the rating, but have seen the reliability rating for E-53 slip below seventy percent. This identifies a need for another engine company in B-3 to assist with responses. Last year we proposed the 40-hour engine concept to cover peak hours and first-due areas when the first-due engine is out of its area for training. Last year we put it off, but are now recommending it be a priority for this budget year. The concept of the 40-hour engine is used in southern Arizona and would allow us to hire four personnel and run an engine out of one of our existing locations instead of hiring 12 and running the 24-hour shift schedule. This serves to supplement the system during peak hours without having to build a station and staff it 24 hours a day, seven days a week. This response unit deployment has proven to be successful for agencies around the state. We will be submitting a budget request to hire four personnel to put in service another engine company (40-hour engine) to help our reliability rating in B-3.

We attended the Prescott Regional Communications Center (PRCC) Chiefs meeting and reviewed the PRCC Annual Report, which I have submitted for all Board members to review. During this meeting we reviewed the projected budget for PRCC 2020-2021. CAFMA will see a \$46,687 increase in dispatching services for a total cost of \$646,895. This increased cost is due to our increased call volume and some capital improvements in PRCC. The capital improvements this year will be the purchase of new, upgraded dispatch consoles, including two additional consoles to bring the total to 12 available consoles. This has been part of a three year plan that should be completed in 2020. PRCC is moving forward with the Power Phone and Text to 911 project and should be rolling this out in 2020 as well. This project was budgeted for 2019-2020 and will aid dispatchers in receiving 911 calls, as well as aid in dispatching calls per consistent protocols. PRCC is also moving forward with a third party evaluation of the PRCC. This process will review procedures, retention of personnel, scheduling, billing, and suggest ways to improve the agency.

One continual issue PRCC experiences is maintaining staffing. Since I can recall, PRCC has not been at full staffing and is currently down five personnel with three in training, leaving us short two. We are hoping that the third party review of the center will offer recommendations to help reduce turnover and aid in retention of dispatchers. Along with this, the City of Prescott is doing a compensation and benefit study for all personnel. PRCC will be included and we may see some wage and benefit changes come from this study.



DIVISION REPORTS

REPORTED TO THE
CENTRAL ARIZONA FIRE AND MEDICAL AUTHORITY
BOARD OF DIRECTORS

Planning and Logistics **By Assistant Chief Bliss**

Please see attached *2019 Alarm Summary*.



DIVISION REPORTS

REPORTED TO THE
CENTRAL ARIZONA FIRE AND MEDICAL AUTHORITY
BOARD OF DIRECTORS

Training **By Training Chief Feddema**

We have concluded the January/February quarterly training that focused on search and rescue techniques. These are techniques that will hopefully provide the firefighters with the skills to better protect themselves and their crew during a structure fire. Smoke machines were used to create a realistic, challenging scenario for crews. The training has gone very well and we are now preparing for the March/April session which will focus on wildland firefighting.

Training continues to increase with multiple classes taking place in February. These classes include a Paramedic Refresher as well as the second session of the Senior Leadership Academy. The Senior Leadership Academy is going very well and we have several CAFMA personnel attending. The Paramedic Refresher has attracted paramedics from around the tri-city area and was already filled to capacity within the first several weeks it was offered. Having outside students attending the course helps cover the cost of instruction.

We are planning the next Firefighter Academy and preparing for upcoming promotions within the Training Division. Captain Parra has done a great job refining the curriculum and we have many personnel that are scheduled to help make the Academy a success. There is a lot that must be accomplished in the nine weeks as the firefighters are training to ensure that they are ready to get on an engine and serve the community. We take a lot of pride in the level of training we provide to these individuals. They are continuously monitored during the academy to ensure that they have a desire to do the job and are a good fit for our organization.



DIVISION REPORTS

REPORTED TO THE
CENTRAL ARIZONA FIRE AND MEDICAL AUTHORITY
BOARD OF DIRECTORS

Response Report

By GIS | Records Management Specialist Freeman

Land Area: 365 sq. miles Population: ≈100,000 Fire Stations: 10 Full-Staffed

Responses in District

TOTAL FIRE INCIDENTS	9
STRUCTURE FIRE	2
STRUCTURE FIRE; CONFINED	3
MOBILE HOME/PORTABLE BLDG	1
VEHICLE FIRE	0
BRUSH/GRASS/WILDLAND FIRE	2
OTHER/TRASH FIRE	1

Fire is 0.89% of call volume

TOTAL EMS	703
-----------	-----

EMS is 69.4% of call volume

OVERPRESSURE	0
HAZMAT	13
SERVICE	166
GOOD INTENT	89
FALSE ALARM/OTHER	32

Other is 29.62% of call volume

TOTAL INCIDENTS IN DISTRICT	1,013
INCIDENT RESPONSES BY CAFMA	1,099

Residential Fire Loss	\$810,536
Commercial Fire Loss	\$0
Vehicle Fire Loss	\$0

Calls in Town of Chino Valley	165
Calls in Town of Prescott Valley	543
Calls in Town of Dewey-Humboldt	42
Calls in rest of District	263
Calls out of District	1

Average total # of calls per day	32.68
Average fire calls per day	0.29
Average EMS calls per day	22.68
Average all other calls per day	9.68

Aid Given to Prescott	115
Aid Received from Prescott	60
Mutual Aid Given	0
Mutual Aid Received	0

Unit Responses

	In District	Total
E50	130	136
E51	29	142
E53	176	177
E54	137	137
E57	37	39
E58	146	148
E59	115	121
E61	95	96
E62	108	112
E63	45	46
T50	1	3
B3	27	33
B6	26	27

Call Volume at PRCC

	MONTH	YTD
PFD	738	738
CAFMA	1,013	1,013
GCFD	4	4
OD	1	1
WKFD	1	1

Top 5 Call Types

658	EMS
110	Assist Invalid
52	Cancelled en Route
25	Public Service
22	Vehicle Accident w/Injuries

Move Ups by Station

50: 38	57: 2
51: 40	61: 6
53: 12	62: 4
54: 0	63: 27
58: 3	
59: 4	TOTAL: 136

MINUTES

**Central Arizona Fire and Medical Authority
Central Arizona Fire and Medical Authority Board of Directors
CA Regular Meeting
Monday, January 27, 2020, 5:00 pm - 6:00 pm
Central Arizona Fire and Medical Authority, Administration, 8603 E. Eastridge Drive,
Prescott Valley, Arizona**

In-Person Attendance

Darlene Packard; Dave Tharp; Jeff Wasowicz; Kathy Goodman; Matt Zurcher;
Scott A Freitag; Susanne Dixon

Remote Attendance

Nicolas Cornelius

Not In Attendance

Dave Dobbs; Julie Pettit

NOTICE OF MEETING

Pursuant to A.R.S. § 38-431.02, notice is hereby given to the members of the Central Arizona Fire and Medical Authority Board of Directors and the general public that the **Central Arizona Fire and Medical Authority** will hold a meeting open to the public on **Monday, January 27, 2020 at 5:00 p.m.** The meeting will be held at **Central Arizona Fire and Medical Authority, Administration, 8603 E. Eastridge Drive, Prescott Valley, Arizona.** The Board may vote to go into Executive Session on any agenda item, pursuant to A.R.S. §38-431.03(A)(3) for discussion and consultation for legal advice with Authority's Attorney on matters as set forth in the agenda item. The following topics and any variables thereto, will be subject to Board consideration, discussion, approval, or other action. All items are set for possible action.

1. CALL TO ORDER / ROLL CALL OF BOARD MEMBERS

**Clerk Packard called the meeting to order at 5:02 p.m.
Attorney Nick Cornelius attended telephonically.**

2. PLEDGE OF ALLEGIANCE

Clerk Packard led the Pledge of Allegiance.

3. PRESENTATIONS

A. Prescott Valley Town Council Report

Councilman Packard provided an update on Town activities, including the number of permits filed: Two mobile home, six multi-family homes, and 40 housing permits, 22 for Granville and six for Stoneridge. He reported that The Iron Cask restaurant will open January 29th, and that the Colt Grill opening date is still to be determined. He noted that Alliance Lumber will be coming to the Glassford Hill Marketplace and Towneplace Suites by Marriott will be coming to the Entertainment District.

There was an inquiry to the possible location of the Post Office.

B. Board Members' Reports

i. Prescott Regional Communications (PRCC)

Director Wasowicz reported that February 1, 2020 PRCC will be going live with American Medical Response (AMR) on communications system. He stated that AMR has their own system, but as of the 1st they will be linked directly with the PRCC. He recounted a phone transcript he had read from PRCC that was complimentary of the way PRCC had handled a recent emergency call. He stated that the bills are in line with the budget.

ii. Public Records Requests

Director Zurcher had nothing more to add.

iii. Legal Fees

Director Zurcher had nothing more to add.

iv. Labor/Management

In Director Dobbs' absence, Chief Freitag reported that all is going well.

C. Recognition for Engine 57 - B Shift

Captain Niemynski described Engine 57 B-Shift's December 2019 actions that saved a patient's life. He emphasized that the crew went through the medical checklist perfectly and saved the patient's life. He reported that the last he had heard, the patient had been discharged from the ICU and had been transferred to an acute rehab facility.

Engine 57 B-Shift Captain and Paramedic Craig Stooks, Paramedic Ryan Ferris, and Firefighter Leo Basurto were in attendance.

Captain Stooks shared that on his way home the next day he suddenly recognized the patient's name. He later realized that she had helped deliver two of his three children.

Chief Freitag stated that the crew is representative of the paramedics and services that CAFMA provides, as well as the training programs that Captain Niemynski has prepared over the years. He noted that the crew will receive a plaque that will go up in their station.

D. Letters from the Public

Chief Freitag thanked Chief Tharp for helping the Town of Wickenburg with PSPRS.

E. Monthly Division Reports from the Fire Chief and staff in regard to current activities of the Fire Authority and the status and progress relating thereto. Any item discussed in the Division Reports is subject to discussion and direction by the Board; no action will be taken.

Chief Freitag reported that he had just returned from a meeting with Emergency

Management regarding State Mutual Aid, but more importantly had stopped by the committee meeting on the firefighter cancer bill. He stated that the worker's comp industry lobbyist was recommending the bill pass, but that they be given the ability to double the rates for employers.

He reported that he will be meeting with AMR on February 3, 2020. It is his understanding that AMR has dropped an application to improve their overall response criteria within Prescott Valley and the City of Prescott, but there is no indication as of yet that they are changing their response model or placing additional units in the area. He stated that he appreciates the gesture, but their system will have to change.

Director Wasowicz asked if the new PRCC tie-in February 1, 2020 would help fix the discrepancy in response times?

Chief Freitag responded that CAFMA will have better access to response time data, and it will remove human error, but it doesn't solve the long response time concern, or the concerns of having to transport patients because there aren't ambulances available.

Chief Tharp reminded the Board of the PSPRS Workshop in February. He said that he had attended PSPRS training and spoke with the the Director and the chairman. He announced that PSPRS reported that they will not hit their benchmark in the next 3-5 years, and they are going to be moving in the direction of lowering the assumed payroll increase per year, which means that CAFMA's rates are going up. He also stated that employer contribution rates will be going up for the next 3-5 years.

Chief Freitag shared there was a concern from the Town of Prescott Valley that CAFMA has no plan to deal with PSPRS, and that CAFMA is not paying into the system. He wanted to publicly state that that information is not factual. He shared with a senior Prescott Valley administrative official that CAFMA has been developing a plan, understanding the real financial impact to taxpayers, utilizing actuarial software, asking questions, communicating with the Board, and completing the due diligence. He noted that while the Town of Prescott Valley can levy a sales tax that can outperform the expectations, CAFMA is property tax-based, and so any additional monies to be paid to PSPRS will fall back on the property tax rate.

There was an inquiry for the potential cost estimate, and reference was made to the actuarial report for fiscal year 2019.

Chief Tharp responded that he already has the actuarial report for fiscal year 2019, which is what will be used for budgetary planning.

Fire Marshal Chase recognized Captain Tim Snyder who has taught fire safety lessons to the American Lutheran Church in Prescott for several years. He reminded the Board that the Town of Dewey-Humboldt Firewise Committee had received a grant for address numbers, and showcased a photograph of one of the new reflective addresses. He stated that the goal is to have all residences with reflective address numbers.

Chief Polacek was absent due to a meeting with the outside evaluators for the Battalion Chief testing this week. Chief Feddema had nothing more to add regarding Operations and Training.

Chief Bliss reported that this month's Division Report was written by Jonah Van Tuyl, Tech Services Manager, and focuses on tech services. He announced that the Records Management System is moving forward and is now being used for day-to-day reporting.

4. CALL TO THE PUBLIC

In accordance with A.R.S. §38-431.01(H) and as a matter of policy, the Central Arizona Fire and Medical Authority Board has decided to allow public comments as time permits. Therefore, those wishing to address the Board regarding an issue within the jurisdiction of this public body may do so in an orderly manner that includes completing a Call to the Public Form and submitting it to staff for the record. If a written statement is being read, please provide a copy to ensure it is entered into the record accurately. Individuals will be limited to speak for three (3) minutes and Call to the Public shall not exceed 30 minutes per meeting.

No public comments.

5. CONSENT AGENDA

All matters listed under consent agenda are considered to be routine by the Central Arizona Fire and Medical Authority Board and will be enacted by one motion. There will be no separate discussion on these items. Any item may be removed by a Board member and will be considered separately for motion, discussion and action.

- A. Approve Regular Session Minutes - December 19, 2019
- B. Approve General Fund Financial Statements
- C. Approve Fire Protection Agreements - O'Mara, Robinson-Antes
- D. Approve Policy Amendments - 630 Grievance Procedure; 660 Reduction in Force (Layoff)

Motion to accept the consent agenda as presented.

Move: Matt Zurcher Second: Jeff Wasowicz Status: Passed

Yes: Darlene Packard, Jeff Wasowicz, Matt Zurcher

6. NEW BUSINESS

- A. Analysis of Fiscal Year Ending June 30, 2019 Audit and Review of Equity of the Respective Agencies

Chief Tharp presented the audit analysis and fiscal health of the agencies. There were no questions from the Board. See attached review.

- B. Motion, Discussion, and Action Regarding Approval of End of the Fiscal Year 2019 Excess General Fund Transfer of \$1,537,743.00 to the Capital Reserve Account

Chief Tharp stated that this transfer request is made annually if there are excess funds after reconciling and receiving confirmation from the auditors. He noted

that it is not profit, but is important to transfer so that CAFMA can manage the capital assets needed in the future. He pointed out that wildland revenue and prior fiscal year rollover contributed to this large amount.

Motion to approve end of the Fiscal Year 2019 excess General Fund Transfer of \$1,537,743.00 to the Capital Reserve Account.

Move: Matt Zurcher Second: Jeff Wasowicz Status: Passed

Yes: Darlene Packard, Jeff Wasowicz, Matt Zurcher

C. Update of Current Status of Fiscal Year's Goals and Objectives

Chief Freitag inquired as to whether the Board had any specific questions relating to the packet. There were no questions from the Board. He expressed that CAFMA is on track in most areas. He noted that the policies for the Chino Valley and Central Yavapai Board is a work in progress.

D. Motion, Discussion, and Action Regarding Approval to Purchase Mobile Data Terminal Refresh Hardware for \$83,190.14

Chief Bliss explained that every Type 1 engine has a laptop computer, also known as a mobile data terminal, where CAFMA gets the computer-aided dispatch product from PRCC. He stated that the current mobile data terminals were installed a number of years ago and they are reaching their end-of-life. He noted that the money is budgeted from capital funds.

There was an inquiry regarding how long it would take to install the hardware after the order had been placed.

Tech Services Manager Van Tuyl responded that the longest piece of the process is the turn-around for hardware, and that it should be about six weeks to have everything in the engines. He stated that Tech Services will work with Fleet to schedule the engines in for the update.

Motion to approve purchase of Mobile Data Terminal Refresh hardware for \$83,190.14.

Move: Matt Zurcher Second: Jeff Wasowicz Status: Passed

Yes: Darlene Packard, Jeff Wasowicz, Matt Zurcher

E. Discussion Regarding Ambulance Update

Chief Freitag shared that he just received an update from the Bureau of EMS stating that they are going to try to respond monthly to CAFMA's multiple monthly complaints. He reminded the Board of the December 6, 2019 letter stating that they were in receipt of our 595 complaints and their intent was to do nothing. He announced that this time they are in receipt of our 42 complaints as of January 14, 2020, and again will not take action and suggested we stop sending them, which is contrary to their initial recommendation. He informed the Board that he responded to the Bureau that CAFMA will be sending complaints again next month.

He continued, summarizing two instances in the last month where ambulances were unavailable and experiencing a lengthy response time of 30+ minutes in the middle of Prescott Valley, and patients had to be transported by CAFMA. He stated that CAFMA will continue having conversations with AMR and pushing for legislative change, and underscored that CAFMA is trying to provide what is best for the citizens.

7. ADJOURNMENT

Motion to adjourn at 6:04 p.m.

Move: Matt Zurcher Second: Jeff Wasowicz Status: Passed

Yes: Darlene Packard, Jeff Wasowicz, Matt Zurcher

Disabled persons needing reasonable accommodations should call 928-772-7711 prior to the scheduled meeting.



Audit Analysis and Fiscal Health of the CAFMA, CVFD and CYFD

For Fiscal Year Ending June 30, 2019

Review of 2019 Audit – CAFMA

DRAFT



CAFMA Highlights

- General Fund had a cash balance of \$5,531,051 (FY 2018 - \$4,044,784)
- Capital Reserve Fund had a cash balance of \$8,047,252 million (Page 15)
- CVFD transferred \$195,200 to CAFMA in capital assets (Sale of Reserve Station) – Page 14
- Overall, the Net Position of CAFMA went from \$44,638,462 to \$36,727,455 – a \$7,911,007 “loss”



CAFMA Highlights

- Net “profit” from the year was \$1,207,711 – \$1,537,743 revenue over expenditure and \$330,032 Capital Fund Transfer (page 17)
- Some of these funds are still outstanding (owed)
- Added \$682,348 in Capital Assets in FY 2019
- Depreciated (expense) \$1,554,192 in FY 2019
- Pension and OPEB - \$8,743,826
 - Pension expense plus reported accrued liability

CENTRAL ARIZONA FIRE AND MEDICAL AUTHORITY
 REQUIRED SUPPLEMENTARY INFORMATION
 BUDGETARY COMPARISON SCHEDULE GENERAL FUND
 Year Ended June 30, 2019

	Original and Final Budget	Actual Amounts	Variance with Final Budget- Positive (Negative)
REVENUES			
Taxes:			
CYFD Funding Requirement	\$ 16,792,070	\$ 16,826,287	\$ 34,217
CVFD Funding Requirement	4,227,791	4,326,327	98,536
Charges for services	248,800	2,025,633	1,776,833
Intergovernmental	21,600	-	(21,600)
Interest earnings	21,000	54,905	33,905
Other	405,650	593,968	188,318
Total revenues	<u>21,716,911</u>	<u>23,827,120</u>	<u>2,110,209</u>
EXPENDITURES			
Public safety - fire protection:			
Fire prevention and emergency services	18,681,491	19,127,280	(445,789)
Administrative and support services	2,601,900	2,532,771	69,129
Capital outlay	3,156,034	629,326	2,526,708
Contingency	1,064,167	-	1,064,167
Total expenditures	<u>25,503,592</u>	<u>22,289,377</u>	<u>3,214,215</u>
Excess of revenues over expenditures	(3,786,681)	1,537,743	5,324,424
Other financing sources (uses):			
Transfers in (out)	<u>2,784,434</u>	<u>(330,032)</u>	<u>(3,114,466)</u>
Changes in fund balance	(1,002,247)	1,207,711	5,324,424
Fund balance, beginning of year	<u>3,568,550</u>	<u>3,568,550</u>	<u>-</u>
Fund balance, end of year	<u>\$ 2,566,303</u>	<u>\$ 4,776,261</u>	<u>\$ 5,324,424</u>



CAFMA Highlights

- Chino Valley contributed \$98,536 more than budget
- Central Yavapai contributed \$34,217 more than budget (page 49)
- CAFMA received \$2,110,209 more than budgeted (Wildland, grants, taxes)
- Expended \$3,214,215 less than budgeted
 - Contingency, Capital - \$2.5 mil, exceeded M&O

CENTRAL ARIZONA FIRE AND MEDICAL AUTHORITY
SCHEDULE OF JOINT VENTURE SPECIAL ITEMS, REVENUE AND COST ALLOCATION
Year Ended June 30, 2019

	Central Yavapai Fire District	Chino Valley Fire District	Central Arizona Fire & Medical Authority
Funding contribution and cost allocation			
Funding contribution	\$ (16,826,287)	\$ (4,326,327)	\$ 21,152,614
Jointly allocated revenues:			
Charges for services	(1,507,622)	(518,011)	2,025,633
Interest earnings	(111,446)	(39,729)	151,175
Operating grants and contributions	(50,615)	(18,043)	68,658
Contracts and other	(425,311)	(43,082)	468,393
Allocation of cost to provide district services:			
Public safety personnel cost:			
Salaries and wages	8,836,261	3,149,986	(11,986,247)
Employee benefits			
Employee pension and related benefits	9,838,331	3,512,873	(13,351,204)
Other employee benefits	1,702,542	606,783	(2,309,325) *
Public safety supplies and services cost:			
Administrative support, supplies and services	634,862	135,823	(770,685)
Operational support, supplies and services			
Communications	463,974	144,269	(608,243)
Station utilities, supplies and maintenance	471,893	97,916	(569,809)
Fleet fuel and maintenance	344,368	103,710	(448,078)
Protective equipment and uniforms	211,917	68,694	(280,611)
Outside services	166,372	53,931	(220,303)
Training and prevention	140,992	31,594	(172,586)
Emergency medical supplies	89,153	27,668	(116,821)
Depreciation	1,176,574	377,618	(1,554,192)
Gain on sale of fixed assets	(48,492)	(69,467)	117,959
Excess of revenues over expenditures	5,107,466	3,296,206	(8,403,672)
Special items transfers:			
Assets transfer in (out):			
Capital assets, net of depreciation	-	(195,200)	195,200
Change in joint venture net position	5,107,466	3,101,006	(8,208,472)
Beginning net position in joint venture	(35,310,357)	(9,625,570)	44,935,927
Ending net position in joint venture	\$ (30,202,891)	\$ (6,524,564)	\$ 36,727,455

CAFMA Equity Allocation

- Based on Employee Costs assignment to station
- Based on Station operational costs
- Based on Apparatus operational costs
- Skewed due to GASB 34 and GASB 68 Reporting
 - \$5.04 million in actual employee pension and benefit costs
 - \$13.351 million allocated to pension and benefit costs

\$8,743,826 “expense” that is due to ASRS, PSPRS and OPEB reporting

CAFMA Notes

CENTRAL ARIZONA FIRE AND MEDICAL AUTHORITY REQUIRED SUPPLEMENTARY INFORMATION NOTES TO PENSION/OPEB PLAN SCHEDULES June 30, 2019

NOTE 2 FACTORS THAT AFFECT TRENDS

Arizona courts have ruled that provisions of a 2011 law that changed the mechanism for funding permanent pension benefit increases and increased employee pension contribution rates were unconstitutional or a breach of contract because those provisions apply to individuals who were members as of the law's effective date. As a result, the PSPRS changed benefit terms to reflect the prior mechanism for funding permanent benefit increases for those members and revised actuarial assumptions to explicitly value future permanent benefit increases. PSPRS also reduced those members' employee contribution rates. These changes are reflected in the plans' pension liabilities for fiscal year 2015 (measurement date 2014) for members who were retired as of the law's effective date and fiscal year 2018 (measurement date 2017) for members who retired or will retire after the law's effective date. These changes also increased the PSPRS-required pension contributions beginning in fiscal year 2016 for members who were retired as of the law's effective date. These changes increased the PSPRS-required contributions beginning in fiscal year 2019 for members who retired or will retire after the law's effective date. Also, the District refunded excess employee contributions to PSPRS members. PSPRS allowed the District to reduce its actual employer contributions for the refund amounts. As a result, the District's pension contributions were less than the actuarially or statutorily determined contributions for 2018 and 2019.



CVFD Highlights

- General Fund had a cash balance of \$133,952 (page 13)
- CVFD transferred \$195,200 to CAFMA in capital assets (Page 16) Sale of Reserve Station
- Overall, the Net Position of CVFD went from \$6,292,494 to \$3,220,133 – a \$3,072,361 “loss”
 - Loss from Joint Venture - \$3,101,006

CHINO VALLEY FIRE DISTRICT
STATEMENT OF NET POSITION
June 30, 2019

	Governmental Activities
ASSETS	
Cash and cash equivalents	\$ 765,865
Property taxes receivables	137,680
Investment in joint venture	<u>6,524,564</u>
Total assets	<u>7,428,109</u>
DEFERRED OUTFLOWS OF RESOURCES	
Deferred charge on refunding	<u>140,648</u>
LIABILITIES	
Accounts payable	51,189
Due to other governments	92,435
Noncurrent liabilities	
Due within one year	335,000
Due in more than one year	<u>3,870,000</u>
Total liabilities	<u>4,348,624</u>
NET POSITION	
Restricted for debt service	2,719
Unrestricted	<u>3,217,414</u>
Total net position	<u>\$ 3,220,133</u>



CVFD Highlights

- Revenues were more than budget \$55,693 (FDAT)
- Expenditures were more than budget \$54,511
(Transfer of excess funds to CAFMA)
- Fund Balance \$133,952 (\$1,182 increase)
- No Pension Reporting as all employee are CAFMA

CHINO VALLEY FIRE DISTRICT
 REQUIRED SUPPLEMENTARY INFORMATION
 BUDGETARY COMPARISON SCHEDULE - GENERAL FUND
 Year Ended June 30, 2019

	Original and Final Budget	Actual Amounts	Variance with Final Budget- Positive (Negative)
REVENUES			
Taxes:			
Property taxes	\$ 3,926,501	\$ 3,938,420	\$ 11,919
Fire district assistance tax	333,290	366,951	33,661
Interest earnings	-	12,113	12,113
Other	2,000	-	(2,000)
Total revenues	<u>4,261,791</u>	<u>4,317,484</u>	<u>55,693</u>
EXPENDITURES			
Fund transfer to:			
Fire Authority funding	4,227,791	4,326,327	(98,536)
Public safety - fire protection:			
Administrative and support services	34,000	9,975	24,025
Contingency	20,000	-	20,000
Total expenditures	<u>4,281,791</u>	<u>4,336,302</u>	<u>(54,511)</u>
Net change in fund balance	(20,000)	(18,818)	1,182
Fund balance, beginning of year	<u>152,770</u>	<u>152,770</u>	-
Fund balance, end of year	<u>\$ 132,770</u>	<u>\$ 133,952</u>	<u>\$ 1,182</u>

Questions?

DRAFT





CYFD Highlights

- General Fund had a cash balance of \$107,540
- Overall, the Net Position of CYFD went from \$33,316,155 to \$29,253,117 – a \$4,063,038 “loss”
 - Loss from Joint Venture - \$5,107,466

CENTRAL YAVAPAI FIRE DISTRICT
STATEMENT OF ACTIVITIES
Year Ended June 30, 2019

	<u>Governmental Activities</u>
EXPENSES	
Public safety fire protection and emergency services	
Fire safety and emergency services	\$ 16,826,287
Administrative and support services	60,960
Depreciation	102,633
Interest	311,466
	<u>17,301,346</u>
Total program expenses	
PROGRAM REVENUES	
Income (loss) from joint venture	<u>(5,107,466)</u>
Total program revenues	<u>(5,107,466)</u>
Net program expense	<u>(22,408,812)</u>
GENERAL REVENUES	
Property taxes	17,880,887
Fire District Assistance Tax (FDAT)	366,951
Interest earnings	59,588
Other revenues	38,348
	<u>18,345,774</u>
Total general revenues	
CHANGE IN NET POSITION	(4,063,038)
NET POSITION BEGINNING OF YEAR	<u>33,316,155</u>
NET POSITION END OF YEAR	<u>\$ 29,253,117</u>



CYFD Highlights

- Revenues were more than budget \$72,252
- Expenditures were less than budget \$14,153
- Fund Balance was \$107,540
 - Increase of \$30,199
- \$56,206 transfer for Lease Purchase - Motorola
- FDAT and Interest Income – excess revenue
- \$34,217 to CAFMA – prior year

CENTRAL YAVAPAI FIRE DISTRICT
 REQUIRED SUPPLEMENTARY INFORMATION
 BUDGETARY COMPARISON SCHEDULE – GENERAL FUND
 Year Ended June 30, 2019

	Original and Final Budget	Actual Amounts	Variance with Final Budget- Positive (Negative)
REVENUES			
Property taxes	\$ 16,529,780	\$ 16,527,908	\$ (1,872)
Fire district assistance tax	333,290	366,951	33,661
Fire contracts	38,000	38,348	348
Interest Income	-	40,115	40,115
Total Revenues	<u>16,901,070</u>	<u>16,973,322</u>	<u>72,252</u>
EXPENDITURES			
Current			
Fire Authority funding	16,792,070	16,826,287	(34,217)
Administration and support services	89,000	60,630	28,370
Contingency	20,000	-	20,000
Total expenditures	<u>16,901,070</u>	<u>16,886,917</u>	<u>14,153</u>
EXCESS OF REVENUES OVER (UNDER) EXPENDITURES	<u>-</u>	<u>86,405</u>	<u>86,405</u>
Other Financing Sources (Uses):			
Transfers to other funds	-	(56,206)	(56,206)
Total Other Financing Sources (Uses)	<u>-</u>	<u>(56,206)</u>	<u>(56,206)</u>
Net change in fund balance	-	30,199	30,199
Fund Balance - Beginning of Year	<u>77,341</u>	<u>77,341</u>	<u>-</u>
Fund Balance - End of Year	<u>\$ 77,341</u>	<u>\$ 107,540</u>	<u>\$ 30,199</u>

Questions?

DRAFT



CENTRAL ARIZONA FIRE AND MEDICAL AUTHORITY
CHECK RECONCILIATION JANUARY, 2020

Reconciliation:

Beginning Balance:	\$ 9,688,359.70
Deposits:	\$ 61,057.98
Transfers:	\$ -
Payroll direct deposit-PD 1-1-19	\$ -
Disbursements:	\$ (1,787,145.40)
Social security adj	
PSPRS drop payouts	
Transfer from CVFD & CYFD	\$ 1,364,163.85
Ending Balance:	\$ 9,326,436.13

Difference Between Balances: \$ -

Deposits Per Bank Statement:

Transfer to Capital Reserve:	
Fire District Deposits:	\$ 51,754.25
Interest Income:	\$ 9,303.73
Transfer In From CVFD:	\$ 357,057.37
Transfer In From CYFD:	\$ 1,007,106.48
Trasnfer Out	\$ -
Transfer in from Capital Reserve:	\$ -
Outstanding Deposits:	\$ 0.58
Scocial security adj	
Adj posted to wrong bank	\$ -
Ending Balance:	\$ 1,425,222.41

Bank Statement Balance:

Balance Per Bank:	\$ 9,469,913.43
Outstanding Checks:	\$ (143,477.30)
Outstanding Deposits:	\$ -
Voided Checks From Prior Months:	\$ -
Payroll Deposit Direct Deposit-PD 1-1-19	\$ -
Social security adj	
PSPRS drop payouts	

Ending Balance: \$ 9,326,436.13

G/L Ending Balance: \$ 9,326,436.13

\$ -
Ending Balance: \$ 9,326,436.13

Bank Reconciliation Register:

Checks From Accounts Payable:	\$ 1,787,145.40
Total Checks:	<u>\$ 1,787,145.40</u>
Deposits From Accounts Receivable:	\$ 51,754.83
Journal Entries From General Ledger:	\$ 1,373,468.16
PSPRS drop payouts	
Outstanding Deposit:	\$ (0.58)
Ending Balance:	\$ 1,425,222.41

Reconciliation Approved By:

Scott A Freitag

Scott Freitag, Fire Chief

Digitally signed by Scott A Freitag
Date: 2020.02.18 22:40:26 -07'00'

Reconciliation Reviewed By:

David Tharp

David Tharp, Assistant Chief of Administration

Digitally signed by David Tharp
Date: 2020.02.18 10:09:39 -07'00'

Reconciliation Prepared By:

Debbie S. Spingola

Debbie Spingola, Finance Manager

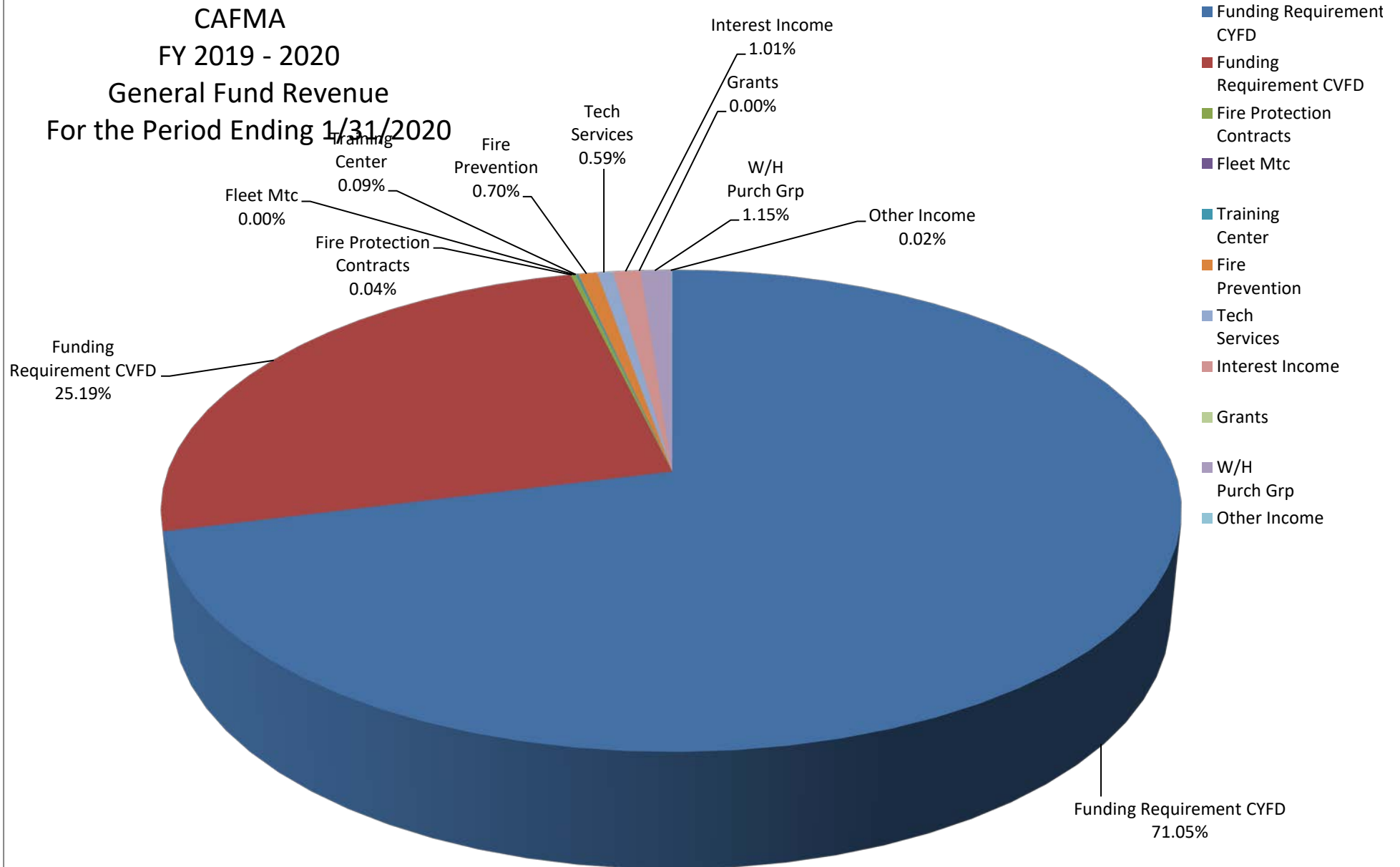
Digitally signed by Debbie S. Spingola
Date: 2020.02.17 10:12:06 -07'00'



2019 - 2020 Cash Flow by Month : January

	Actual							Projected				
	July	Aug.	Sept.	Oct.	Nov.	Dec.	Jan.	Feb.	March	April	May	June
Revenues:												
Property Taxes from CYFD/CVFD	328,247	-	116,315	198,793	9,761,133	2,083,776	1,364,164	1,906,850	1,906,850	1,906,850	1,906,850	1,906,850
Fire Protection Contracts	97,566	86,647	2,050	4,665	(354)	140	2,861	12,500	12,500	12,500	12,500	12,500
Fee for Service	15,826	63,937	32,274	30,014	14,852	23,663	19,498	29,227	29,227	29,227	29,227	29,227
Interest Income	18,709	31,115	35,300	8,740	-	25,618	14,288	2,500	2,500	2,500	2,500	2,500
Grants	-	-	-	-	-	-	-	27,578	27,578	27,578	27,578	27,578
Misc. Non Levy	59,776	212,984	401,676	196,654	119,596	199,607	16,556	128,649	128,649	128,649	128,649	128,649
Revenue Totals:	520,126	394,684	587,617	438,866	9,895,227	2,332,804	1,417,368	2,107,304	2,107,304	2,107,304	2,107,304	2,107,304
Expenditures:												
Personnel Costs	2,279,823	1,407,598	1,613,562	1,638,189	1,596,928	2,025,198	1,495,804	1,638,763	1,638,763	1,638,763	1,638,763	1,638,763
Supplies/ Consum.	152,424	123,317	102,574	141,514	105,265	178,237	90,917	163,922	163,922	163,922	163,922	163,922
Utilities	16,341	18,395	12,227	14,523	13,083	25,367	18,964	21,302	21,302	21,302	21,302	21,302
Misc. Service Expenses	135,134	80,420	93,651	84,864	92,568	184,015	110,392	126,048	126,048	126,048	126,048	126,048
Capital Expenses	217,696	38,764	73,093	74,210	140,440	262,432	59,957	148,448	148,448	148,448	148,448	148,448
Expenditure Totals:	2,801,419	1,668,494	1,895,107	1,953,301	1,948,284	2,675,249	1,776,034	2,098,483	2,098,483	2,098,483	2,098,483	2,098,483
Monthly Net Cash	(2,281,293)	(1,273,810)	(1,307,490)	(1,514,435)	7,946,943	(342,445)	(358,666)	8,822	8,822	8,822	8,822	8,822
Cumulative Net Cash	(1,217,126)	(2,490,936)	(3,798,427)	(5,312,861)	2,634,082	2,291,637	1,932,971					
Cash Balance (\$1.0 M carryover)	1,064,167	(1,426,769)	(5,225,196)	(10,538,057)	(7,903,975)	(5,612,338)	(3,679,368)					
Capital Reserve \$5,124,790.43 bal.	8,056,699	8,074,588	5,097,851	5,104,044	5,104,044	5,120,774	5,124,790					

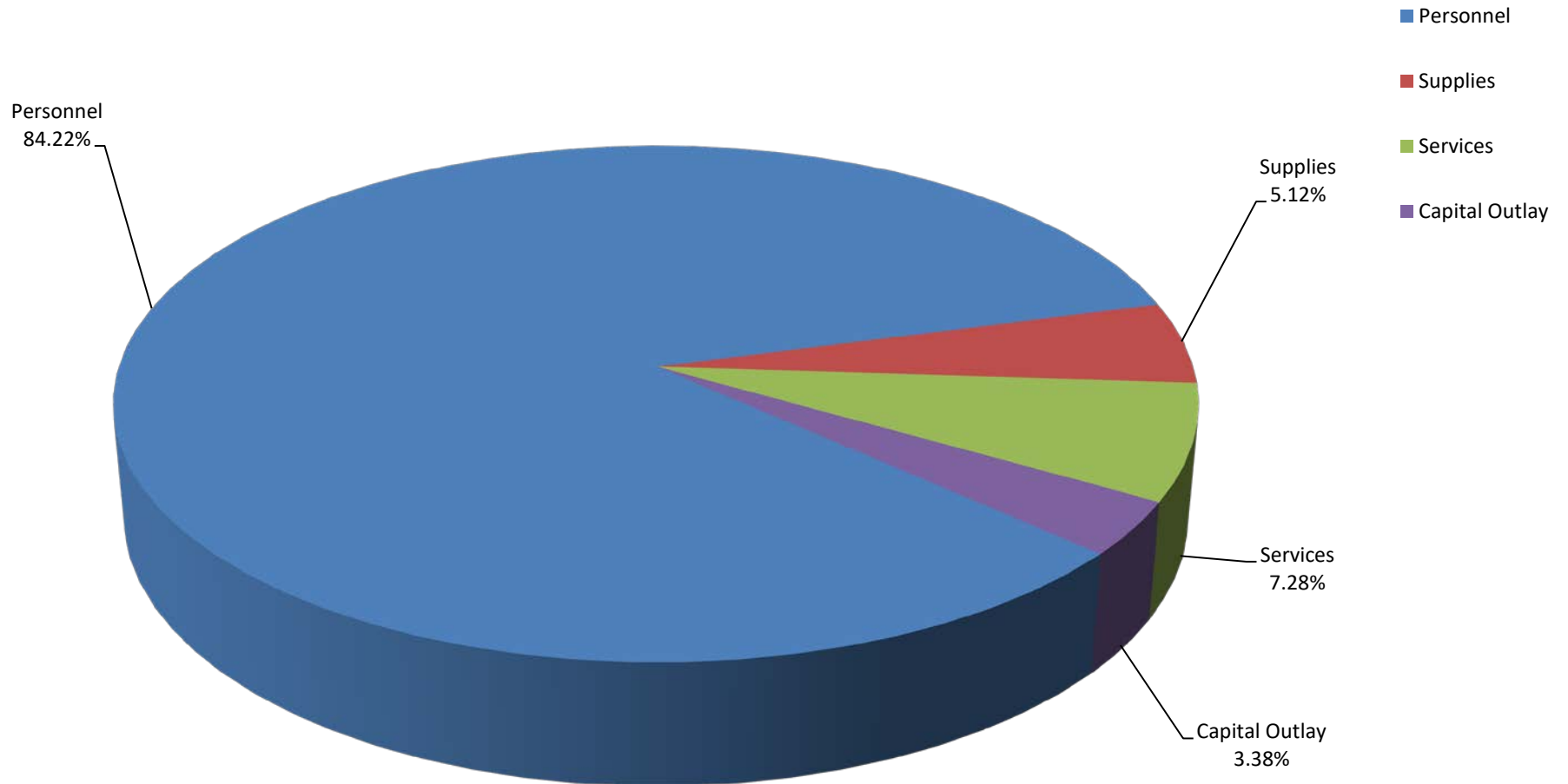
CAFMA
FY 2019 - 2020
General Fund Revenue
For the Period Ending 1/31/2020



CENTRAL ARIZONA FIRE AND MEDICAL AUTHORITY**REVENUE**

	Current Month Revenue	YTD Budget	
Funding Requirement			
CYFD	\$ 1,007,106	\$ 18,334,210	71.05
Funding			
Requirement CVFD	\$ 357,057	\$ 4,547,989	25.19
Fire Protection			
Contracts	\$ 2,861	\$ 150,000	0.20
Fleet Mtc	\$ -	\$ 40,000	0.00
Training			
Center	\$ 1,205	\$ 41,000	0.09
Fire			
Prevention	\$ 9,939	\$ 81,730	0.70
Tech			
Services	\$ 8,355	\$ 188,000	0.59
Interest Income	\$ 14,288	\$ 30,000	1.01
Grants	\$ -	\$ 330,934	0.00
W/H			
Purch Grp	\$ 16,330	\$ 210,000	1.15
Other Income	\$ 226	\$ 1,333,782	0.02
	\$ 1,417,368	\$ 25,287,645	100.01

CAFMA
FY 2019 - 2020
General Fund Expenditures
For the Period Ending 1/31/20



CENTRAL ARIZONA FIRE AND MEDICAL AUTHORITY**EXPENSES**

	Current Month Actual	YTD Budget	
Personnel	\$ 1,495,804	\$ 19,665,156	84.22
Supplies	\$ 90,917	\$ 1,967,061	5.12
Services	\$ 129,356	\$ 1,768,193	7.28
Capital Outlay	\$ 59,957	\$ 1,781,382	3.38
	\$ 1,776,035	\$ 25,181,792	100

**CAFMA
GENERAL FUND
January 2020**

Transfer in CVFD	\$ 357,057.37
Transfer in CYFD	\$ 1,007,106.48
Fire District Deposit	\$ 51,754.25
Interest	\$ 9,303.73

TOTAL	<u>\$ 1,425,221.83</u>
-------	------------------------



Yavapai County Treasurer

Monthly Statement

Date Range: 1/1/2020 to 1/31/2020

CAFMA - General Fund
Fund: 6067340500



Yavapai County Treasurer

Monthly Statement

Date Range: 1/1/2020 to 1/31/2020

Account	Period	YTD		
6067340500	CAFMA-General Fund			
Begin Balance:	9,903,496.53	5,675,792.92		
Income:	1,425,221.83	18,621,108.68		
LOC Advance:	.00	.00		
Expense:	(1,858,804.93)	(14,826,988.17)	LOC:	.00
LOC Payments:	.00	.00	Warrants Outstanding:	(89,227.66)
Cash Balance:	9,469,913.43	9,469,913.43	End:	9,380,685.77

Monthly Statement Summary

Source Code	Description		MTDAmount	YTDAmount
6067340500	CAFMA-General Fund	Beginning Balance:	9,903,496.53	5,675,792.92
37122.0	Fire District Deposit		51,754.25	1,713,539.11
38108.0	Interest on Investments ICM		.00	20,326.35
38109.0	Interest on Investments St Treas		9,303.73	34,815.07
7376.0	Transfer in		1,364,163.85	16,852,428.15
91032.0	Warrants Redeemed		(1,858,804.93)	(14,826,988.17)
		Ending Balance:	9,469,913.43	9,469,913.43



Yavapai County Treasurer

Monthly Statement

Date Range: 1/1/2020 to 1/31/2020

Monthly Statement Detail

Date	Notes	Doc #	Amount	C/D
6067340500 CAFMA-General Fund			Beginning Balance: 9,903,496.53	
37122.0 Fire District Deposit			Source Code Total: 51,754.25	
01/09	Deposit	0	10,331.43	C
01/09	Deposit	0	8,299.55	C
01/16	Central Arizona Fire and Medical Authority	0	3,905.87	C
01/24	TR50060 C#52136 1/23/2020-TR detail not posted	0	8,492.44	C
01/30	Deposit	0	19,395.75	C
01/30	Deposit	0	1,329.21	C
38109.0 Interest on Investments St Treas			Source Code Total: 9,303.73	
01/30	Investment Interest	0	9,303.73	C
7376.0 Transfer in			Source Code Total: 1,364,163.85	
01/29	Central AZ Fire & Medical Auth email trans request	0	1,007,106.48	C
01/29	Central AZ Fire & Medical Auth email trans request	0	357,057.37	C
91032.0 Warrants Redeemed			Source Code Total: (1,858,804.93)	
01/02	Paid Warrants	0	(131.60)	D
01/03	Paid Warrants	0	(31,874.29)	D
01/06	Paid Warrants	0	(53,097.74)	D
01/07	Paid Warrants	0	(8,773.70)	D
01/08	Paid Warrants	0	(615.49)	D
01/09	Paid Warrants	0	(54,701.63)	D
01/13	Paid Warrants	0	(694.00)	D
01/14	Paid Warrants	0	(651,630.86)	D
01/15	Paid Warrants	0	(3,531.31)	D
01/16	Paid Warrants	0	(158,021.63)	D
01/17	Paid Warrants	0	(150,889.07)	D
01/21	Paid Warrants	0	(18,196.36)	D
01/22	Paid Warrants	0	(3,654.30)	D
01/23	Paid Warrants	0	(1,013.21)	D
01/27	Paid Warrants	0	(10,723.27)	D
01/28	Paid Warrants	0	(623,610.13)	D
01/29	Paid Warrants	0	(666.98)	D
01/30	Paid Warrants	0	(4,246.53)	D
01/31	Paid Warrants	0	(82,732.83)	D

6067340500 CAFMA-General Fund **Ending Balance: 9,469,913.43**

Warrant Detail

Payee Name	Warrant	Amount	Issue Dt	Status Dt	Voucher
6067340500 CAFMA-General Fund			Account Total: 1,951,864.82		



Yavapai County Treasurer

Monthly Statement

Date Range: 1/1/2020 to 1/31/2020

Fund: 5673		Fund Total: 1,951,864.82			
Status: OUTS		Status Total: 89,227.66			
/	0756738432	53,354.17	12/30/19	02/04/20	
/	0756738508	104.74	01/27/20	02/03/20	
/	0756738512	45.00	01/27/20	02/03/20	
/	0756738522	44.54	01/27/20	02/03/20	
/	0756738544	112.33	01/27/20	02/03/20	
/	0756738549	23.85	01/27/20	02/03/20	
/	0756738550	226.46	01/27/20	02/03/20	
/	0756738551	4,137.66	01/27/20	02/03/20	
/	0756738552	5,749.32	01/27/20	02/03/20	
/	0756738556	1,062.24	01/27/20	02/03/20	
/	0756738557	5,888.35	01/27/20	02/03/20	
/	0756738563	390.00	01/27/20	02/04/20	
/	0756738574	700.00	01/27/20	02/03/20	
/	0756738576	489.00	01/27/20	02/04/20	
/	0756738577	16,900.00	01/27/20	02/04/20	
Status: PAID		Status Total: 1,858,804.93			
/	0756738212	439.75	12/02/19	01/21/20	
/	0756738243	2,816.84	12/02/19	01/09/20	
/	0756738307	122.05	12/16/19	01/06/20	
/	0756738312	50.00	12/16/19	01/07/20	
/	0756738319	5,483.00	12/16/19	01/03/20	
/	0756738326	410.00	12/16/19	01/07/20	
/	0756738358	120.00	12/30/19	01/07/20	
/	0756738359	6,325.69	12/30/19	01/14/20	
/	0756738361	131.60	12/30/19	01/02/20	
/	0756738362	1,902.82	12/30/19	01/07/20	
/	0756738363	738.48	12/30/19	01/03/20	
/	0756738364	560.29	12/30/19	01/09/20	
/	0756738365	5,164.64	12/30/19	01/06/20	
/	0756738367	40.76	12/30/19	01/06/20	
/	0756738369	1,119.29	12/30/19	01/03/20	
/	0756738389	50,768.77	12/30/19	01/09/20	
/	0756738390	645.87	12/30/19	01/03/20	
/	0756738391	4,434.94	12/30/19	01/06/20	
/	0756738393	262.03	12/30/19	01/03/20	
/	0756738395	486.16	12/30/19	01/07/20	
/	0756738396	3,755.79	12/30/19	01/07/20	
/	0756738397	190.79	12/30/19	01/06/20	



Yavapai County Treasurer

Monthly Statement

Date Range: 1/1/2020 to 1/31/2020

/	0756738398	229.42	12/30/19	01/06/20	
/	0756738399	315.78	12/30/19	01/14/20	
/	0756738400	149.14	12/30/19	01/07/20	
/	0756738401	2,765.00	12/30/19	01/06/20	
/	0756738402	60.00	12/30/19	01/14/20	
/	0756738403	440.04	12/30/19	01/14/20	
/	0756738404	120.61	12/30/19	01/07/20	
/	0756738405	70.15	12/30/19	01/07/20	
/	0756738406	556.49	12/30/19	01/06/20	
/	0756738407	102.16	12/30/19	01/07/20	
/	0756738408	694.00	12/30/19	01/13/20	
/	0756738409	11.95	12/30/19	01/06/20	
/	0756738410	331.50	12/30/19	01/06/20	
/	0756738411	555.73	12/30/19	01/09/20	
/	0756738412	100.00	12/30/19	01/14/20	
/	0756738413	450.32	12/30/19	01/06/20	
/	0756738414	106.92	12/30/19	01/08/20	
/	0756738415	508.57	12/30/19	01/08/20	
/	0756738416	638.15	12/30/19	01/06/20	
/	0756738417	655.08	12/30/19	01/03/20	
/	0756738418	3,024.13	12/30/19	01/03/20	
/	0756738420	693.02	12/30/19	01/03/20	
/	0756738421	2,320.00	12/30/19	01/06/20	
/	0756738422	624.02	12/30/19	01/06/20	
/	0756738423	5,804.34	12/30/19	01/03/20	
/	0756738424	1,501.27	12/30/19	01/03/20	
/	0756738425	198.00	12/30/19	01/03/20	
/	0756738426	11,749.78	12/30/19	01/03/20	
/	0756738427	427.22	12/30/19	01/07/20	
/	0756738428	758.81	12/30/19	01/07/20	
/	0756738429	170.84	12/30/19	01/07/20	
/	0756738430	185.74	12/30/19	01/06/20	
/	0756738431	250.00	12/30/19	01/07/20	
/	0756738433	35,031.97	12/30/19	01/06/20	
/	0756738436	272.84	01/13/20	01/15/20	
/	0756738437	2,609.99	01/13/20	01/22/20	
/	0756738438	550.00	01/13/20	01/17/20	
/	0756738439	6,400.00	01/13/20	01/27/20	
/	0756738440	112,409.00	01/13/20	01/17/20	
/	0756738441	1,901.36	01/13/20	01/16/20	



Yavapai County Treasurer

Monthly Statement

Date Range: 1/1/2020 to 1/31/2020

/	0756738442	625.42	01/13/20	01/17/20	
/	0756738443	10,770.16	01/13/20	01/16/20	
/	0756738446	220.00	01/13/20	01/17/20	
/	0756738447	112.36	01/13/20	01/17/20	
/	0756738448	727.11	01/13/20	01/17/20	
/	0756738450	18.58	01/13/20	01/17/20	
/	0756738451	958.07	01/13/20	01/14/20	
/	0756738452	643,431.28	01/13/20	01/14/20	
/	0756738455	390.82	01/13/20	01/28/20	
/	0756738456	1,875.00	01/13/20	01/17/20	
/	0756738457	936.51	01/13/20	01/17/20	
/	0756738459	895.16	01/13/20	01/23/20	
/	0756738460	4,063.27	01/13/20	01/27/20	
/	0756738461	118.05	01/13/20	01/23/20	
/	0756738462	15.62	01/13/20	01/22/20	
/	0756738463	3,961.17	01/13/20	01/16/20	
/	0756738464	4,771.06	01/13/20	01/21/20	
/	0756738465	75.72	01/13/20	01/17/20	
/	0756738466	24,000.00	01/13/20	01/17/20	
/	0756738467	537.50	01/13/20	01/22/20	
/	0756738468	291.72	01/13/20	01/21/20	
/	0756738469	434.92	01/13/20	01/17/20	
/	0756738470	260.00	01/13/20	01/27/20	
/	0756738471	137,055.98	01/13/20	01/16/20	
/	0756738472	243.84	01/13/20	01/17/20	
/	0756738473	498.00	01/13/20	01/16/20	
/	0756738474	786.74	01/13/20	01/17/20	
/	0756738476	430.33	01/13/20	01/21/20	
/	0756738477	5,186.77	01/13/20	01/17/20	
/	0756738478	1,787.74	01/13/20	01/16/20	
/	0756738484	17.61	01/13/20	01/22/20	
/	0756738485	6.55	01/13/20	01/21/20	
/	0756738486	175.00	01/13/20	01/22/20	
/	0756738487	2,178.29	01/13/20	01/21/20	
/	0756738490	856.15	01/13/20	01/17/20	
/	0756738491	280.00	01/13/20	01/22/20	
/	0756738492	1,612.83	01/13/20	01/21/20	
/	0756738494	1,257.33	01/13/20	01/21/20	
/	0756738495	3,258.47	01/13/20	01/15/20	
/	0756738496	124.22	01/13/20	01/17/20	



Yavapai County Treasurer

Monthly Statement

Date Range: 1/1/2020 to 1/31/2020

/	0756738497	1,757.22	01/13/20	01/16/20	
/	0756738498	24.44	01/13/20	01/17/20	
/	0756738499	8.46	01/13/20	01/21/20	
/	0756738500	3,607.19	01/13/20	01/21/20	
/	0756738501	18.58	01/13/20	01/22/20	
/	0756738502	1,682.29	01/13/20	01/17/20	
/	0756738503	290.00	01/13/20	01/16/20	
/	0756738504	3,592.85	01/13/20	01/21/20	
/	0756738507	910.12	01/27/20	01/31/20	
/	0756738513	507.76	01/27/20	01/30/20	
/	0756738514	11,516.98	01/27/20	01/31/20	
/	0756738520	936.81	01/27/20	01/31/20	
/	0756738521	649.77	01/27/20	01/31/20	
/	0756738524	609,359.61	01/27/20	01/28/20	
/	0756738526	13,859.70	01/27/20	01/28/20	
/	0756738538	1,142.82	01/27/20	01/31/20	
/	0756738539	51.74	01/27/20	01/31/20	
/	0756738540	167.99	01/27/20	01/30/20	
/	0756738541	20,916.91	01/27/20	01/31/20	
/	0756738543	403.75	01/27/20	01/31/20	
/	0756738546	176.82	01/27/20	01/31/20	
/	0756738547	303.97	01/27/20	01/31/20	
/	0756738548	347.74	01/27/20	01/30/20	
/	0756738553	36.09	01/27/20	01/31/20	
/	0756738554	253.04	01/27/20	01/31/20	
/	0756738555	38,825.00	01/27/20	01/31/20	
/	0756738558	211.58	01/27/20	01/31/20	
/	0756738559	1,650.00	01/27/20	01/31/20	
/	0756738562	1,605.50	01/27/20	01/31/20	
/	0756738564	350.00	01/27/20	01/29/20	
/	0756738565	1,419.04	01/27/20	01/31/20	
/	0756738566	316.98	01/27/20	01/29/20	
/	0756738568	644.11	01/27/20	01/31/20	
/	0756738570	54.04	01/27/20	01/30/20	
/	0756738571	554.96	01/27/20	01/31/20	
/	0756738572	1,164.24	01/27/20	01/30/20	
/	0756738573	198.00	01/27/20	01/30/20	
/	0756738579	1,146.56	01/27/20	01/30/20	
/	0756738581	523.82	01/27/20	01/31/20	
/	0756738582	660.20	01/27/20	01/30/20	



Yavapai County Treasurer

Monthly Statement

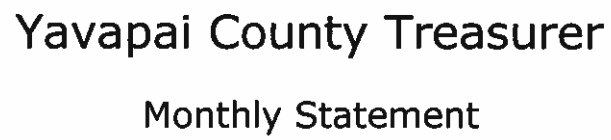
Date Range: 1/1/2020 to 1/31/2020

Status: STOP		Status Total: 3,832.23			
STOP PAYMENT	0756738063	2,689.41	11/04/19	01/30/20	
STOP PAYMENT	0756738454	1,142.82	01/13/20	01/21/20	
	Count	Amount			
Total OUTS:	15	89,227.66			
Total PAID:	142	1,858,804.93			
Total STOP:	2	3,832.23			

**CAFMA
CAPITAL RESERVE FUND
January 2020**

Interest	\$	4,984.54
----------	----	----------

TOTAL	<u>\$</u>	<u>4,984.54</u>
-------	-----------	-----------------

**CAFMA-Capital Reserve Fund (CAFMA)**



Yavapai County Treasurer

Monthly Statement

Date Range: 1/1/2020 to 1/31/2020

Account	Period	YTD		
6067340200	CAFMA-Capital Reserve Fund			
Begin Balance:	5,120,774.02	8,047,129.31		
Income:	4,984.54	78,629.25		
LOC Advance:	.00	.00		
Expense:	(968.13)	(3,000,968.13)	LOC:	.00
LOC Payments:	.00	.00	Warrants Outstanding:	.00
Cash Balance:	5,124,790.43	5,124,790.43	End:	5,124,790.43

Monthly Statement Summary

Source Code	Description	MTDAmount	YTDAmount
6067340200 CAFMA-Capital Reserve Fund	Beginning Balance:	5,120,774.02	8,047,129.31
38108.0	Interest on Investments ICM	.00	29,119.58
38109.0	Interest on Investments St Treas	4,984.54	49,509.67
91032.0	Warrants Redeemed	(968.13)	(968.13)
91702.0	Transfer out	.00	(3,000,000.00)
	Ending Balance:	5,124,790.43	5,124,790.43

Monthly Statement Detail

Date	Notes	Doc #	Amount	C/D
6067340200 CAFMA-Capital Reserve Fund			Beginning Balance: 5,120,774.02	
38109.0	Interest on Investments St Treas		Source Code Total: 4,984.54	
01/30	Investment Interest	0	4,984.54	C
91032.0	Warrants Redeemed		Source Code Total: (968.13)	
01/03	Paid Warrants	0	(968.13)	D
6067340200 CAFMA-Capital Reserve Fund			Ending Balance: 5,124,790.43	

Warrant Detail

Payee Name	Warrant	Amount	Issue Dt	Status Dt	Voucher
6067340200 CAFMA-Capital Reserve Fund					Account Total: 968.13
Fund: 2673					Fund Total: 968.13
Status: PAID					Status Total: 968.13
/	0706252763	968.13	01/02/20	01/03/20	
	Count	Amount			
Total PAID:	1	968.13			

CAFMA-Central Arizona Fire and Medical

Bank Reconciliation Summary

For the Bank Statement ending: 1/31/2020

BANK CONTROL ID: CAFMA - GENERAL FUND		DESC: GENERAL FUND	ACCOUNT NO: 1100
Beginning Balance:	01/01/20		\$9,903,496.53
Deposits and Credits:			\$1,425,222.41
Checks and Charges:			(\$1,858,805.51)
Adjustments:			\$0.00
Ending Balance Per Reconciliation:			\$9,469,913.43
Ending Balance Per Bank Statement:	01/31/20		\$9,469,913.43
* Outstanding Deposits and Credits:	01/31/20		\$0.00
* Outstanding Checks and Charges:	01/31/20		(\$143,477.30)
Ending Book Balance:		01/31/20	\$9,326,436.13

CAFMA-Central Arizona Fire and Medical

BR Checks and Charges Cleared

For the Bank Statement ending: 1/31/20

CAFMA		General Fund			1100
Date	Document	Description	Module	Company	Amount
12/02/19	756738212	Chains Required	AP	CAFMA	\$439.75
12/02/19	756738243	Driven Auto Accessories	AP	CAFMA	\$2,816.84
12/16/19	756738307	FAS-BREAK INC.	AP	CAFMA	\$122.05
12/16/19	756738312	Oklahoma State Univ-FP Publ.	AP	CAFMA	\$50.00
12/16/19	756738319	Mobile Wireless LLC	AP	CAFMA	\$5,483.00
12/16/19	756738326	Northern AZ Premier Termite	AP	CAFMA	\$410.00
12/30/19	756738358	A1 Water Bulk Delivery Svc LLC	AP	CAFMA	\$120.00
12/30/19	756738359	APS	AP	CAFMA	\$6,325.69
12/30/19	756738361	Arizona Emergency Products	AP	CAFMA	\$131.60
12/30/19	756738362	Auto Trim Plus LLC	AP	CAFMA	\$1,902.82
12/30/19	756738363	Bennett Oil	AP	CAFMA	\$738.48
12/30/19	756738364	Bobby Morgan	AP	CAFMA	\$560.29
12/30/19	756738365	Bound Tree Medical LLC	AP	CAFMA	\$5,164.64
12/30/19	756738367	Cable One Business	AP	CAFMA	\$40.76
12/30/19	756738369	CenturyLink	AP	CAFMA	\$1,119.29
12/30/19	756738389	City of Prescott	AP	CAFMA	\$50,768.77
12/30/19	756738390	City of Prescott	AP	CAFMA	\$645.87
12/30/19	756738391	Nicolas J. Cornelius	AP	CAFMA	\$4,434.94
12/30/19	756738392	Courtesy Chevrolet	AP	CAFMA	\$88,386.14
12/30/19	756738392	Courtesy Chevrolet	AP	CAFMA	(\$88,386.14)
12/30/19	756738393	Curtis Tools for Heroes	AP	CAFMA	\$262.03
12/30/19	756738395	FACTORY MOTOR PARTS	AP	CAFMA	\$486.16
12/30/19	756738396	GatesAir, Inc	AP	CAFMA	\$3,755.79
12/30/19	756738397	GEN-TECH	AP	CAFMA	\$190.79
12/30/19	756738398	Globalstar	AP	CAFMA	\$229.42
12/30/19	756738399	Hampton Inn & Suites	AP	CAFMA	\$315.78
12/30/19	756738400	Healthcare Medical Waste Svcs	AP	CAFMA	\$149.14
12/30/19	756738401	Infection Control Emerging	AP	CAFMA	\$2,765.00
12/30/19	756738402	Jim's Alignment & Brake	AP	CAFMA	\$60.00
12/30/19	756738403	Life Assist Inc	AP	CAFMA	\$440.04
12/30/19	756738404	MASON, JOHN	AP	CAFMA	\$120.61
12/30/19	756738405	Matheson Tri-Gas, Inc.	AP	CAFMA	\$70.15
12/30/19	756738406	Motorola Solutions, Inc	AP	CAFMA	\$556.49
12/30/19	756738407	NAPA Auto Parts	AP	CAFMA	\$102.16
12/30/19	756738408	Neumann High Country Doors	AP	CAFMA	\$694.00
12/30/19	756738409	Prescott Steel & Welding	AP	CAFMA	\$11.95
12/30/19	756738410	Public Safety Personnel Retire	AP	CAFMA	\$331.50
12/30/19	756738411	Rhino Lining	AP	CAFMA	\$555.73
12/30/19	756738412	The Counseling Office of	AP	CAFMA	\$100.00
12/30/19	756738413	Smart Document Solutions	AP	CAFMA	\$450.32
12/30/19	756738414	Besonson Tools LLC	AP	CAFMA	\$106.92
12/30/19	756738415	Southern Tire Mart	AP	CAFMA	\$508.57
12/30/19	756738416	Staples Contract & Commerc.Inc	AP	CAFMA	\$638.15
12/30/19	756738417	D.G.Shoemaker & Associates Inc	AP	CAFMA	\$655.08
12/30/19	756738418	Teleflex Funding, LLC	AP	CAFMA	\$3,024.13
12/30/19	756738420	Tessco, Inc.	AP	CAFMA	\$693.02
12/30/19	756738421	Thermo Scientific Portable	AP	CAFMA	\$2,320.00
12/30/19	756738422	Town of Prescott Valley	AP	CAFMA	\$624.02
12/30/19	756738423	Turbo & Electric Sales & Srvs	AP	CAFMA	\$5,804.34
12/30/19	756738424	Unisource Energy Services	AP	CAFMA	\$1,501.27
12/30/19	756738425	United Disposal, Inc	AP	CAFMA	\$198.00
12/30/19	756738426	US Bank Voyager Fleet Systems	AP	CAFMA	\$11,749.78
12/30/19	756738427	Western Shelter Systems	AP	CAFMA	\$427.22
12/30/19	756738428	XEROX FINANCIAL SERVICES	AP	CAFMA	\$758.81
12/30/19	756738429	Yavapai Steel & Rebar	AP	CAFMA	\$170.84
12/30/19	756738430	York	AP	CAFMA	\$185.74
12/30/19	756738431	Zebrascares LLC	AP	CAFMA	\$250.00
12/30/19	756738433	Courtesy Chevrolet	AP	CAFMA	\$35,031.97
01/13/20	756738434	American Express, Inc.	AP	CAFMA	\$3,592.85
01/13/20	756738434	American Express, Inc.	AP	CAFMA	(\$3,592.85)
01/13/20	756738436	American Fence Co, Inc	AP	CAFMA	\$272.84
01/13/20	756738437	APS	AP	CAFMA	\$2,609.99

CAFMA-Central Arizona Fire and Medical

BR Checks and Charges Cleared

For the Bank Statement ending: 1/31/20

CAFMA		General Fund			1100
Date	Document	Description	Module	Company	Amount
01/13/20	756738438	Arizona PPE Recon, Inc.	AP	CAFMA	\$550.00
01/13/20	756738439	Berry, Robby Dale	AP	CAFMA	\$6,400.00
01/13/20	756738440	Benchmark Insurance Co.	AP	CAFMA	\$112,409.00
01/13/20	756738441	Bennett Oil	AP	CAFMA	\$1,901.36
01/13/20	756738442	Best Pick Disposal, Inc	AP	CAFMA	\$625.42
01/13/20	756738443	Bound Tree Medical LLC	AP	CAFMA	\$10,770.16
01/13/20	756738446	B & W Fire Security Systems	AP	CAFMA	\$220.00
01/13/20	756738447	Cable One Business	AP	CAFMA	\$112.36
01/13/20	756738448	CenturyLink	AP	CAFMA	\$727.11
01/13/20	756738450	CenturyLink	AP	CAFMA	\$18.58
01/13/20	756738451	Chase Bank	AP	CAFMA	\$958.07
01/13/20	756738452	Chase Bank	AP	CAFMA	\$643,431.28
01/13/20	756738454	Chino Heating & Cooling, Inc	AP	CAFMA	\$1,142.82
01/13/20	756738455	Chino Glass, Inc.	AP	CAFMA	\$390.82
01/13/20	756738456	Gary Crisenbery	AP	CAFMA	\$1,875.00
01/13/20	756738457	Curtis Tools for Heroes	AP	CAFMA	\$936.51
01/13/20	756738459	DES - Unemployment Tax	AP	CAFMA	\$895.16
01/13/20	756738460	DELL MARKETING L.P.	AP	CAFMA	\$4,063.27
01/13/20	756738461	Dish Network	AP	CAFMA	\$118.05
01/13/20	756738462	FEDEX	AP	CAFMA	\$15.62
01/13/20	756738463	Galpin Ford, Inc.	AP	CAFMA	\$3,961.17
01/13/20	756738464	Michael M. Golightly & Assoc.	AP	CAFMA	\$4,771.06
01/13/20	756738465	W.W. Grainger, Inc.	AP	CAFMA	\$75.72
01/13/20	756738466	Henry & Horne, LLP	AP	CAFMA	\$24,000.00
01/13/20	756738467	Immix Technology, Inc.	AP	CAFMA	\$537.50
01/13/20	756738468	INDUSTRIAL RECYCLING SOLUTIONS	AP	CAFMA	\$291.72
01/13/20	756738469	Interstate Batteries	AP	CAFMA	\$434.92
01/13/20	756738470	DAVID L. JOHNSON	AP	CAFMA	\$260.00
01/13/20	756738471	KAIROS Health Arizona, Inc.	AP	CAFMA	\$137,055.98
01/13/20	756738472	Light House of Arizona	AP	CAFMA	\$243.84
01/13/20	756738473	Manzanita Landscaping, Inc.	AP	CAFMA	\$498.00
01/13/20	756738474	Matheson Tri-Gas, Inc.	AP	CAFMA	\$786.74
01/13/20	756738476	Municipal Emergency Svcs Inc	AP	CAFMA	\$430.33
01/13/20	756738477	Motorola Solutions, Inc	AP	CAFMA	\$5,186.77
01/13/20	756738478	NAPA Auto Parts	AP	CAFMA	\$1,787.74
01/13/20	756738484	O'Reilly Auto Parts	AP	CAFMA	\$17.61
01/13/20	756738485	Prescott Lock & Safe	AP	CAFMA	\$6.55
01/13/20	756738486	Public Safety Crisis Solutions	AP	CAFMA	\$175.00
01/13/20	756738487	Prescott Valley Ace Hardware	AP	CAFMA	\$2,178.29
01/13/20	756738490	Rosenbauer Motors, LLC	AP	CAFMA	\$856.15
01/13/20	756738491	SCENT FROM ABOVE COMPANY LLC	AP	CAFMA	\$280.00
01/13/20	756738492	Staples Contract & Commerc.Inc	AP	CAFMA	\$1,612.83
01/13/20	756738494	Stryker Sales Corporation	AP	CAFMA	\$1,257.33
01/13/20	756738495	Sunstate Equipment Co	AP	CAFMA	\$3,258.47
01/13/20	756738496	Town of Prescott Valley	AP	CAFMA	\$124.22
01/13/20	756738497	Unisource Energy Services	AP	CAFMA	\$1,757.22
01/13/20	756738498	United Rentals (North America)	AP	CAFMA	\$24.44
01/13/20	756738499	Vern Lewis Welding Supply Inc	AP	CAFMA	\$8.46
01/13/20	756738500	Verizon Wireless	AP	CAFMA	\$3,607.19
01/13/20	756738501	Yavapai Fleet Yavapai Machine	AP	CAFMA	\$18.58
01/13/20	756738502	Yavapai Mechanical Plumbing	AP	CAFMA	\$1,682.29
01/13/20	756738503	Zebrascares LLC	AP	CAFMA	\$290.00
01/13/20	756738504	American Express, Inc.	AP	CAFMA	\$3,592.85
01/21/20	756738454	Chino Heating & Cooling, Inc	AP	CAFMA	(\$1,142.82)
01/27/20	756738507	A&B Sign Company	AP	CAFMA	\$910.12
01/27/20	756738513	Bennett Oil	AP	CAFMA	\$507.76
01/27/20	756738514	Bound Tree Medical LLC	AP	CAFMA	\$11,516.98
01/27/20	756738520	Cable One Business	AP	CAFMA	\$936.81
01/27/20	756738521	CenturyLink	AP	CAFMA	\$649.77
01/27/20	756738524	Chase Bank	AP	CAFMA	\$609,359.61
01/27/20	756738526	Chase Card Services	AP	CAFMA	\$13,859.70
01/27/20	756738538	Chino Heating & Cooling, Inc	AP	CAFMA	\$1,142.82

CAFMA-Central Arizona Fire and Medical

BR Checks and Charges Cleared

For the Bank Statement ending: 1/31/20

CAFMA		General Fund			1100
Date	Document	Description	Module	Company	Amount
01/27/20	756738539	City of Prescott	AP	CAFMA	\$51.74
01/27/20	756738540	City of Prescott	AP	CAFMA	\$167.99
01/27/20	756738541	Curtis Tools for Heroes	AP	CAFMA	\$20,916.91
01/27/20	756738543	Enerspect Medical Solutions	AP	CAFMA	\$403.75
01/27/20	756738546	FASTENAL	AP	CAFMA	\$176.82
01/27/20	756738547	FleetPride, Inc	AP	CAFMA	\$303.97
01/27/20	756738548	Galpin Ford, Inc.	AP	CAFMA	\$347.74
01/27/20	756738553	W.W. Grainger, Inc.	AP	CAFMA	\$36.09
01/27/20	756738554	Hillyard-Flagstaff	AP	CAFMA	\$253.04
01/27/20	756738555	ImageTrend	AP	CAFMA	\$38,825.00
01/27/20	756738558	Melcher Printing, Inc.	AP	CAFMA	\$211.58
01/27/20	756738559	Micronet Communications, Inc.	AP	CAFMA	\$1,650.00
01/27/20	756738562	Northern Arizona Woodworking	AP	CAFMA	\$1,605.50
01/27/20	756738564	Public Safety Crisis Solutions	AP	CAFMA	\$350.00
01/27/20	756738565	Rosenbauer Motors, LLC	AP	CAFMA	\$1,419.04
01/27/20	756738566	Smart Document Solutions	AP	CAFMA	\$316.98
01/27/20	756738568	Staples Contract & Commerc.Inc	AP	CAFMA	\$644.11
01/27/20	756738570	D.G.Shoemaker & Associates Inc	AP	CAFMA	\$54.04
01/27/20	756738571	Town of Prescott Valley	AP	CAFMA	\$554.96
01/27/20	756738572	Unisource Energy Services	AP	CAFMA	\$1,164.24
01/27/20	756738573	United Disposal, Inc	AP	CAFMA	\$198.00
01/27/20	756738579	Zebrascares LLC	AP	CAFMA	\$1,146.56
01/27/20	756738581	CenturyLink	AP	CAFMA	\$523.82
01/27/20	756738582	Unisource Energy Services	AP	CAFMA	\$660.20
01/31/20	Cash w/County	Correct payment to R. Molina 1	GL	CAFMA	\$0.58
TOTAL CHECKS AND CHARGES CLEARED:					\$1,858,805.51

CAFMA-Central Arizona Fire and Medical

BR Checks and Charges Outstanding

For the Bank Statement ending: 1/31/20

CAFMA		General Fund			1100
Date	Document	Description	Module	Company	Amount
11/04/19	756738063	Anderson Asphalt Svcs&Contract	AP	CAFMA	\$2,689.41
12/02/19	756738260	The Counseling Office of	AP	CAFMA	\$300.00
12/16/19	756738296	Chains Required	AP	CAFMA	\$1,088.54
12/30/19	756738394	Daniel's Tuxedo & Tailor	AP	CAFMA	\$135.00
12/30/19	756738432	Courtesy Chevrolet	AP	CAFMA	\$53,354.17
01/13/20	756738458	Daniel's Tuxedo & Tailor	AP	CAFMA	\$43.00
01/27/20	756738506	A1 Water Bulk Delivery Svc LLC	AP	CAFMA	\$120.00
01/27/20	756738508	Action Graphics	AP	CAFMA	\$104.74
01/27/20	756738509	Air Instrumentation of CA	AP	CAFMA	\$3,150.00
01/27/20	756738510	APS	AP	CAFMA	\$9,203.27
01/27/20	756738512	BACKBOARDS BOOMERANG	AP	CAFMA	\$45.00
01/27/20	756738519	Bradshaw Mountain Environ. Inc	AP	CAFMA	\$165.00
01/27/20	756738522	CenturyLink	AP	CAFMA	\$44.54
01/27/20	756738523	Chains Required	AP	CAFMA	\$89.95
01/27/20	756738542	Daniel's Tuxedo & Tailor	AP	CAFMA	\$13.00
01/27/20	756738544	FACTORY MOTOR PARTS	AP	CAFMA	\$112.33
01/27/20	756738549	GatesAir, Inc	AP	CAFMA	\$23.85
01/27/20	756738550	Globalstar	AP	CAFMA	\$226.46
01/27/20	756738551	GMES, LLC	AP	CAFMA	\$4,137.66
01/27/20	756738552	Michael M. Golightly & Assoc.	AP	CAFMA	\$5,749.32
01/27/20	756738556	Interstate Batteries	AP	CAFMA	\$1,062.24
01/27/20	756738557	Jones & Bartlett Learning, LLC	AP	CAFMA	\$5,888.35
01/27/20	756738560	NextCare Arizona LLC	AP	CAFMA	\$43.00
01/27/20	756738561	NFP Property & Casualty	AP	CAFMA	\$31,385.00
01/27/20	756738563	Northern AZ Premier Termite	AP	CAFMA	\$390.00
01/27/20	756738567	Besonson Tools LLC	AP	CAFMA	\$58.59
01/27/20	756738574	University of Illinos	AP	CAFMA	\$700.00
01/27/20	756738575	USDA Forest Service	AP	CAFMA	\$4,803.17
01/27/20	756738576	Verizon Wireless	AP	CAFMA	\$489.00
01/27/20	756738577	Wizard Education	AP	CAFMA	\$16,900.00
01/27/20	756738578	XEROX FINANCIAL SERVICES	AP	CAFMA	\$411.61
01/27/20	756738580	APS	AP	CAFMA	\$551.10
TOTAL CHECKS AND CHARGES OUTSTANDING:					\$143,477.30

CAFMA-Central Arizona Fire and Medical

BR Deposits and Credits Cleared

For the Bank Statement ending: 1/31/20

CAFMA General Fund		General Fund			1100
Date	Document	Description	Module	Company	Amount
01/09/20	3336	Deposit	AR	CAFMA	\$6,491.23
01/09/20	3337	Deposit	AR	CAFMA	\$8,676.64
01/09/20	3338	Deposit	AR	CAFMA	\$3,463.69
01/16/20	3344	Deposit	AR	CAFMA	\$3,247.47
01/16/20	3345	Deposit	AR	CAFMA	\$658.40
01/23/20	3346	Deposit	AR	CAFMA	\$6,788.44
01/23/20	3347	Deposit	AR	CAFMA	\$1,704.00
01/30/20	3353	Deposit	AR	CAFMA	\$10.00
01/30/20	3354	Deposit	AR	CAFMA	\$3.21
01/30/20	3355	Deposit	AR	CAFMA	\$156.88
01/30/20	3356	Deposit	AR	CAFMA	\$627.11
01/30/20	3357	Deposit	AR	CAFMA	\$289.65
01/30/20	3358	Deposit	AR	CAFMA	\$279.52
01/30/20	3359	Deposit	AR	CAFMA	\$2,171.44
01/30/20	3360	Deposit	AR	CAFMA	\$348.00
01/30/20	3361	Deposit	AR	CAFMA	\$15.46
01/30/20	3362	Deposit	AR	CAFMA	\$105.00
01/30/20	3363	Deposit	AR	CAFMA	\$80.58
01/30/20	3364	Deposit	AR	CAFMA	\$3,755.79
01/30/20	3365	Deposit	AR	CAFMA	\$8,354.75
01/30/20	3366	Deposit	AR	CAFMA	\$338.12
01/30/20	3367	Deposit	AR	CAFMA	\$75.41
01/30/20	3368	Deposit	AR	CAFMA	\$4,114.04
01/31/20	Cash w/County	Transfer in from CVFD & CYFD	GL	CAFMA	\$1,364,163.85
01/31/20	Cash w/County	Interest General Fund	GL	CAFMA	\$9,303.73
TOTAL DEPOSITS AND CREDITS CLEARED:					\$1,425,222.41

CAFMA-Central Arizona Fire and Medical
BR Deposits and Credits Outstanding
For the Bank Statement ending:

Date	Document	Description	Module	Company	Amount
------	----------	-------------	--------	---------	--------

TOTAL DEPOSITS AND CREDITS OUTSTANDING:

Bank Reconciliation Register

Document Number	Date	BR Status	Void?	Description	Date Cleared	Amount
MODULE: CHECKS FROM ACCOUNTS PAYABLE						
BANK CONTROL ID: CAFMA - GENERAL FUND						
756738434	01/13/20	Marked	No	American Express, Inc.	02/12/20	\$3,592.85
756738434	01/13/20	Marked	Yes	American Express, Inc.	02/12/20	(\$3,592.85)
756738436	01/13/20	Marked	No	American Fence Co, Inc	02/12/20	\$272.84
756738437	01/13/20	Marked	No	APS	02/12/20	\$2,609.99
756738438	01/13/20	Marked	No	Arizona PPE Recon, Inc.	02/12/20	\$550.00
756738439	01/13/20	Marked	No	Berry, Robby Dale	02/12/20	\$6,400.00
756738440	01/13/20	Marked	No	Benchmark Insurance Co.	02/12/20	\$112,409.00
756738441	01/13/20	Marked	No	Bennett Oil	02/12/20	\$1,901.36
756738442	01/13/20	Marked	No	Best Pick Disposal, Inc	02/12/20	\$625.42
756738443	01/13/20	Marked	No	Bound Tree Medical LLC	02/12/20	\$10,770.16
756738446	01/13/20	Marked	No	B & W Fire Security Systems	02/12/20	\$220.00
756738447	01/13/20	Marked	No	Cable One Business	02/12/20	\$112.36
756738448	01/13/20	Marked	No	CenturyLink	02/12/20	\$727.11
756738450	01/13/20	Marked	No	CenturyLink	02/12/20	\$18.58
756738451	01/13/20	Marked	No	Chase Bank	02/12/20	\$958.07
756738452	01/13/20	Marked	No	Chase Bank	02/12/20	\$643,431.28
756738454	01/13/20	Marked	No	Chino Heating & Cooling, Inc	02/12/20	\$1,142.82
756738454	01/21/20	Marked	Yes	Chino Heating & Cooling, Inc	02/12/20	(\$1,142.82)
756738455	01/13/20	Marked	No	Chino Glass, Inc.	02/12/20	\$390.82
756738456	01/13/20	Marked	No	Gary Crisenbery	02/12/20	\$1,875.00
756738457	01/13/20	Marked	No	Curtis Tools for Heroes	02/12/20	\$936.51
756738458	01/13/20	Retrieved	No	Daniel's Tuxedo & Tailor		\$43.00
756738459	01/13/20	Marked	No	DES - Unemployment Tax	02/12/20	\$895.16
756738460	01/13/20	Marked	No	DELL MARKETING L.P.	02/12/20	\$4,063.27
756738461	01/13/20	Marked	No	Dish Network	02/12/20	\$118.05
756738462	01/13/20	Marked	No	FEDEX	02/12/20	\$15.62
756738463	01/13/20	Marked	No	Galpin Ford, Inc.	02/12/20	\$3,961.17
756738464	01/13/20	Marked	No	Michael M. Golightly & Assoc.	02/12/20	\$4,771.06
756738465	01/13/20	Marked	No	W.W. Grainger, Inc.	02/12/20	\$75.72
756738466	01/13/20	Marked	No	Henry & Horne, LLP	02/12/20	\$24,000.00
756738467	01/13/20	Marked	No	Immix Technology, Inc.	02/12/20	\$537.50
756738468	01/13/20	Marked	No	INDUSTRIAL RECYCLING SOLUTIONS	02/12/20	\$291.72
756738469	01/13/20	Marked	No	Interstate Batteries	02/12/20	\$434.92
756738470	01/13/20	Marked	No	DAVID L. JOHNSON	02/12/20	\$260.00
756738471	01/13/20	Marked	No	KAIROS Health Arizona, Inc.	02/12/20	\$137,055.98
756738472	01/13/20	Marked	No	Light House of Arizona	02/12/20	\$243.84
756738473	01/13/20	Marked	No	Manzanita Landscaping, Inc.	02/12/20	\$498.00
756738474	01/13/20	Marked	No	Matheson Tri-Gas, Inc.	02/12/20	\$786.74
756738476	01/13/20	Marked	No	Municipal Emergency Svcs Inc	02/12/20	\$430.33
756738477	01/13/20	Marked	No	Motorola Solutions, Inc	02/12/20	\$5,186.77
756738478	01/13/20	Marked	No	NAPA Auto Parts	02/12/20	\$1,787.74
756738484	01/13/20	Marked	No	O'Reilly Auto Parts	02/12/20	\$17.61
756738485	01/13/20	Marked	No	Prescott Lock & Safe	02/12/20	\$6.55
756738486	01/13/20	Marked	No	Public Safety Crisis Solutions	02/12/20	\$175.00
756738487	01/13/20	Marked	No	Prescott Valley Ace Hardware	02/12/20	\$2,178.29
756738490	01/13/20	Marked	No	Rosenbauer Motors, LLC	02/12/20	\$856.15
756738491	01/13/20	Marked	No	SCENT FROM ABOVE COMPANY LLC	02/12/20	\$280.00
756738492	01/13/20	Marked	No	Staples Contract & Commerc.Inc	02/12/20	\$1,612.83
756738494	01/13/20	Marked	No	Stryker Sales Corporation	02/12/20	\$1,257.33
756738495	01/13/20	Marked	No	Sunstate Equipment Co	02/12/20	\$3,258.47
756738496	01/13/20	Marked	No	Town of Prescott Valley	02/12/20	\$124.22
756738497	01/13/20	Marked	No	Unisource Energy Services	02/12/20	\$1,757.22
756738498	01/13/20	Marked	No	United Rentals (North America)	02/12/20	\$24.44
756738499	01/13/20	Marked	No	Vern Lewis Welding Supply Inc	02/12/20	\$8.46
756738500	01/13/20	Marked	No	Verizon Wireless	02/12/20	\$3,607.19
756738501	01/13/20	Marked	No	Yavapai Fleet Yavapai Machine	02/12/20	\$18.58
756738502	01/13/20	Marked	No	Yavapai Mechanical Plumbing	02/12/20	\$1,682.29
756738503	01/13/20	Marked	No	Zebrascares LLC	02/12/20	\$290.00
756738504	01/13/20	Marked	No	American Express, Inc.	02/12/20	\$3,592.85
756738506	01/27/20	Retrieved	No	A1 Water Bulk Delivery Svc LLC		\$120.00
756738507	01/27/20	Marked	No	A&B Sign Company	02/12/20	\$910.12
756738508	01/27/20	Retrieved	No	Action Graphics		\$104.74

Bank Reconciliation Register

Document Number	Date	BR Status	Void?	Description	Date Cleared	Amount
-----------------	------	-----------	-------	-------------	--------------	--------

MODULE: CHECKS FROM ACCOUNTS PAYABLE

BANK CONTROL ID: CAFMA - GENERAL FUND

(CONTINUED)

756738509	01/27/20	Retrieved	No	Air Instrumentation of CA		\$3,150.00
756738510	01/27/20	Retrieved	No	APS		\$9,203.27
756738512	01/27/20	Retrieved	No	BACKBOARDS BOOMERANG		\$45.00
756738513	01/27/20	Marked	No	Bennett Oil	02/12/20	\$507.76
756738514	01/27/20	Marked	No	Bound Tree Medical LLC	02/12/20	\$11,516.98
756738519	01/27/20	Retrieved	No	Bradshaw Mountain Environ. Inc		\$165.00
756738520	01/27/20	Marked	No	Cable One Business	02/12/20	\$936.81
756738521	01/27/20	Marked	No	CenturyLink	02/12/20	\$649.77
756738522	01/27/20	Retrieved	No	CenturyLink		\$44.54
756738523	01/27/20	Retrieved	No	Chains Required		\$89.95
756738524	01/27/20	Marked	No	Chase Bank	02/12/20	\$609,359.61
756738526	01/27/20	Marked	No	Chase Card Services	02/12/20	\$13,859.70
756738538	01/27/20	Marked	No	Chino Heating & Cooling, Inc	02/12/20	\$1,142.82
756738539	01/27/20	Marked	No	City of Prescott	02/12/20	\$51.74
756738540	01/27/20	Marked	No	City of Prescott	02/12/20	\$167.99
756738541	01/27/20	Marked	No	Curtis Tools for Heroes	02/12/20	\$20,916.91
756738542	01/27/20	Retrieved	No	Daniel's Tuxedo & Tailor		\$13.00
756738543	01/27/20	Marked	No	Enerspect Medical Solutions	02/12/20	\$403.75
756738544	01/27/20	Retrieved	No	FACTORY MOTOR PARTS		\$112.33
756738546	01/27/20	Marked	No	FASTENAL	02/12/20	\$176.82
756738547	01/27/20	Marked	No	FleetPride, Inc	02/12/20	\$303.97
756738548	01/27/20	Marked	No	Galpin Ford, Inc.	02/12/20	\$347.74
756738549	01/27/20	Retrieved	No	GatesAir, Inc		\$23.85
756738550	01/27/20	Retrieved	No	Globalstar		\$226.46
756738551	01/27/20	Retrieved	No	GMES, LLC		\$4,137.66
756738552	01/27/20	Retrieved	No	Michael M. Golightly & Assoc.		\$5,749.32
756738553	01/27/20	Marked	No	W.W. Grainger, Inc.	02/12/20	\$36.09
756738554	01/27/20	Marked	No	Hillyard-Flagstaff	02/12/20	\$253.04
756738555	01/27/20	Marked	No	ImageTrend	02/12/20	\$38,825.00
756738556	01/27/20	Retrieved	No	Interstate Batteries		\$1,062.24
756738557	01/27/20	Retrieved	No	Jones & Bartlett Learning, LLC		\$5,888.35
756738558	01/27/20	Marked	No	Melcher Printing, Inc.	02/12/20	\$211.58
756738559	01/27/20	Marked	No	Micronet Communications, Inc.	02/12/20	\$1,650.00
756738560	01/27/20	Retrieved	No	NextCare Arizona LLC		\$43.00
756738561	01/27/20	Retrieved	No	NFP Property & Casualty		\$31,385.00
756738562	01/27/20	Marked	No	Northern Arizona Woodworking	02/12/20	\$1,605.50
756738563	01/27/20	Retrieved	No	Northern AZ Premier Termite		\$390.00
756738564	01/27/20	Marked	No	Public Safety Crisis Solutions	02/12/20	\$350.00
756738565	01/27/20	Marked	No	Rosenbauer Motors, LLC	02/12/20	\$1,419.04
756738566	01/27/20	Marked	No	Smart Document Solutions	02/12/20	\$316.98
756738567	01/27/20	Retrieved	No	Besonson Tools LLC		\$58.59
756738568	01/27/20	Marked	No	Staples Contract & Commmerc.Inc	02/12/20	\$644.11
756738570	01/27/20	Marked	No	D.G.Shoemaker & Associates Inc	02/12/20	\$54.04
756738571	01/27/20	Marked	No	Town of Prescott Valley	02/12/20	\$554.96
756738572	01/27/20	Marked	No	Unisource Energy Services	02/12/20	\$1,164.24
756738573	01/27/20	Marked	No	United Disposal, Inc	02/12/20	\$198.00
756738574	01/27/20	Retrieved	No	University of Illinos		\$700.00
756738575	01/27/20	Retrieved	No	USDA Forest Service		\$4,803.17
756738576	01/27/20	Retrieved	No	Verizon Wireless		\$489.00
756738577	01/27/20	Retrieved	No	Wizard Education		\$16,900.00
756738578	01/27/20	Retrieved	No	XEROX FINANCIAL SERVICES		\$411.61
756738579	01/27/20	Marked	No	Zebrascares LLC	02/12/20	\$1,146.56
756738580	01/27/20	Retrieved	No	APS		\$551.10
756738581	01/27/20	Marked	No	CenturyLink	02/12/20	\$523.82
756738582	01/27/20	Marked	No	Unisource Energy Services	02/12/20	\$660.20

SUB TOTAL FOR BANK: \$1,787,145.40

TOTAL FOR MODULE: \$1,787,145.40

MODULE: DEPOSITS FROM ACCOUNTS RECEIVABLE

BANK CONTROL ID: CAFMA - GENERAL FUND

3336	01/09/20	Marked	No	Deposit	02/12/20	\$6,491.23
------	----------	--------	----	---------	----------	------------

Bank Reconciliation Register

Document Number	Date	BR Status	Void?	Description	Date Cleared	Amount
-----------------	------	-----------	-------	-------------	--------------	--------

MODULE: DEPOSITS FROM ACCOUNTS RECEIVABLE

BANK CONTROL ID: CAFMA - GENERAL FUND

(CONTINUED)

3337	01/09/20	Marked	No	Deposit	02/12/20	\$8,676.64
3338	01/09/20	Marked	No	Deposit	02/12/20	\$3,463.69
3344	01/16/20	Marked	No	Deposit	02/12/20	\$3,247.47
3345	01/16/20	Marked	No	Deposit	02/12/20	\$658.40
3346	01/23/20	Marked	No	Deposit	02/12/20	\$6,788.44
3347	01/23/20	Marked	No	Deposit	02/12/20	\$1,704.00
3353	01/30/20	Marked	No	Deposit	02/12/20	\$10.00
3354	01/30/20	Marked	No	Deposit	02/12/20	\$3.21
3355	01/30/20	Marked	No	Deposit	02/12/20	\$156.88
3356	01/30/20	Marked	No	Deposit	02/12/20	\$627.11
3357	01/30/20	Marked	No	Deposit	02/12/20	\$289.65
3358	01/30/20	Marked	No	Deposit	02/12/20	\$279.52
3359	01/30/20	Marked	No	Deposit	02/12/20	\$2,171.44
3360	01/30/20	Marked	No	Deposit	02/12/20	\$348.00
3361	01/30/20	Marked	No	Deposit	02/12/20	\$15.46
3362	01/30/20	Marked	No	Deposit	02/12/20	\$105.00
3363	01/30/20	Marked	No	Deposit	02/12/20	\$80.58
3364	01/30/20	Marked	No	Deposit	02/12/20	\$3,755.79
3365	01/30/20	Marked	No	Deposit	02/12/20	\$8,354.75
3366	01/30/20	Marked	No	Deposit	02/12/20	\$338.12
3367	01/30/20	Marked	No	Deposit	02/12/20	\$75.41
3368	01/30/20	Marked	No	Deposit	02/12/20	\$4,114.04

SUB TOTAL FOR BANK:	\$51,754.83
---------------------	-------------

TOTAL FOR MODULE:	\$51,754.83
-------------------	-------------

MODULE: JOURNAL ENTRIES FROM GENERAL LEDGER

BANK CONTROL ID: CAFMA - GENERAL FUND

Cash w/County	01/31/20	Marked	No	Transfer in from CVFD & CYFD	02/12/20	\$1,364,163.85
Cash w/County	01/31/20	Marked	No	Interest General Fund	02/12/20	\$9,303.73
Cash w/County	01/31/20	Marked	No	Correct payment to R. Molina 1	02/12/20	\$0.58

SUB TOTAL FOR BANK:	\$1,373,468.16
---------------------	----------------

TOTAL FOR MODULE:	\$1,373,468.16
-------------------	----------------

CAFMA-Central Arizona Fire and Medical
BR Adjustments Report
For the Bank Statement ending:

Date	Document	Description	GL Account	Offset Amt	Adj. Amt
------	----------	-------------	------------	------------	----------

DOCUMENT:

ADJUSTMENT DOCUMENT " TOTAL:

TOTAL FOR ALL ADJUSTMENTS:

2/12/20
9:10:19 AM

CAFMA-Central Arizona Fire and Medical
Income Statement
(Original Budget to Actual Comparison)
For the period of 1/1/2020 Through 1/31/2020

Fund: (10) General Fund

	Current Period					Year To Date			
	Account	Actual	Budget	Variance	%	Actual	Budget	Variance	%
<u>Revenues</u>									
CVFD Funding Requirement	1031000000	\$357,057.37	\$0.00	\$357,057.37	0.0%	\$2,831,709.27	\$4,547,989.00	\$(1,716,279.73)	(37.7)%
CYFD Funding Requirement	1032000000	1,007,106.48	0.00	1,007,106.48	0.0	11,020,718.88	18,334,210.00	(7,313,491.12)	(39.9)
Fire Protection Contracts	1040010000	2,861.37	0.00	2,861.37	0.0	193,575.75	150,000.00	43,575.75	29.1
Outside Agency Work-Vehicle Maint	1043000000	0.00	0.00	0.00	0.0	24,177.21	40,000.00	(15,822.79)	(39.6)
Construction Permits	1044000000	9,314.60	0.00	9,314.60	0.0	50,090.23	51,250.00	(1,159.77)	(2.3)
Operational Permits	1044250000	160.00	0.00	160.00	0.0	1,005.00	1,000.00	5.00	0.5
Special Events	1044300000	464.00	0.00	464.00	0.0	2,403.00	2,680.00	(277.00)	(10.3)
State of AZ/Off-District Fires	1048000000	0.00	0.00	0.00	0.0	1,054,059.88	50,000.00	1,004,059.88	2008.1
Interest Income-General Fund	1049000000	9,303.73	0.00	9,303.73	0.0	64,711.34	30,000.00	34,711.34	115.7
Interest Income-Cap Rsv Fund	1049010000	4,984.54	0.00	4,984.54	0.0	69,059.33	0.00	69,059.33	0.0
Misc. Revenues	1051000000	226.10	0.00	226.10	0.0	6,002.23	10,900.00	(4,897.77)	(44.9)
PAWUIC/ Defensible Space Reimbursements	1051253100	0.00	0.00	0.00	0.0	22,419.57	24,000.00	(1,580.43)	(6.6)
Tech Services Contracting Revenue	1051404100	8,354.75	0.00	8,354.75	0.0	115,169.93	178,000.00	(62,830.07)	(35.3)
Supplies for Outside Agency Work	1051414100	0.00	0.00	0.00	0.0	0.00	10,000.00	(10,000.00)	(100.0)
Donations	1054000000	0.00	0.00	0.00	0.0	0.00	500.00	(500.00)	(100.0)
Grants-FEMA- SAFER	1054300000	0.00	0.00	0.00	0.0	0.00	306,934.00	(306,934.00)	(100.0)
Grant-FEMA-PPE	1054305000	0.00	0.00	0.00	0.0	0.00	24,000.00	(24,000.00)	(100.0)
Misc. Prevention	1056000000	0.00	0.00	0.00	0.0	200.00	2,800.00	(2,600.00)	(92.9)
Warehouse Purchasing Group	1057000000	16,330.30	0.00	16,330.30	0.0	106,369.19	210,000.00	(103,630.81)	(49.3)
61 Lease Revenue	1058550000	0.00	0.00	0.00	0.0	18,000.00	30,000.00	(12,000.00)	(40.0)
CARTA Classes	1059000000	800.00	0.00	800.00	0.0	4,650.00	15,000.00	(10,350.00)	(69.0)
CPR/EMS classes	1059050000	405.00	0.00	405.00	0.0	2,370.00	26,000.00	(23,630.00)	(90.9)
Net Revenues		\$1,417,368.24	\$0.00	\$1,417,368.24	0.0 %	\$15,586,690.81	\$24,045,263.00	\$(8,458,572.19)	(35.2)%
<u>Personnel Expenses</u>									
Salaries/Admin	1061001000	\$75,867.00	\$0.00	\$(75,867.00)	0.0%	\$602,438.47	\$981,729.00	\$379,290.53	38.6%
Salaries/Prevention	1061002000	26,507.43	0.00	(26,507.43)	0.0	204,047.41	345,876.00	141,828.59	41.0
Salaries/Operations	1061003000	605,215.60	0.00	(605,215.60)	0.0	4,664,836.62	7,909,811.00	3,244,974.38	41.0
Salaries/Training	1061003500	16,644.36	0.00	(16,644.36)	0.0	127,434.51	222,320.00	94,885.49	42.7
Salaries/Communications	1061004100	30,514.90	0.00	(30,514.90)	0.0	237,540.50	400,314.00	162,773.50	40.7
Salaries/Facilities Maintenance	1061004300	8,996.80	0.00	(8,996.80)	0.0	71,051.20	92,645.00	21,593.80	23.3
Salaries/Fleet Maint	1061004800	27,086.40	0.00	(27,086.40)	0.0	243,157.20	400,020.00	156,862.80	39.2
Salaries/Warehouse	1061004900	7,648.70	0.00	(7,648.70)	0.0	61,541.70	124,535.00	62,993.30	50.6
CEO/ Fire Chief	1061011000	11,877.70	0.00	(11,877.70)	0.0	94,902.82	154,410.00	59,507.18	38.5
Special Detail/Prevention	1061032000	0.00	0.00	0.00	0.0	150.00	0.00	(150.00)	0.0
Special Detail/Fire Pals	1061032040	0.00	0.00	0.00	0.0	4,762.50	12,600.00	7,837.50	62.2

2/12/20
9:10:19 AM

CAFMA-Central Arizona Fire and Medical
Income Statement
(Original Budget to Actual Comparison)
For the period of 1/1/2020 Through 1/31/2020

Fund: (10) General Fund

	Account	Actual	Current Period Budget	Variance	%	Actual	Year To Date Budget	Variance	%
Special Detail/ Babysitting Classes	10610320402	0.00	0.00	0.00	0.0	150.00	250.00	100.00	40.0
Special Detail/Prev/Spec Ev Assign Pay	10610320403	200.00	0.00	(200.00)	0.0	450.00	6,500.00	6,050.00	93.1
Special Detail / OPS	10610330000	0.00	0.00	0.00	0.0	481.25	0.00	(481.25)	0.0
Spec Det/Ops CPR Prgrm Int/Ext	10610330425	175.00	0.00	(175.00)	0.0	2,043.75	5,000.00	2,956.25	59.1
Telestaff Maintenance	10610330426	0.00	0.00	0.00	0.0	0.00	2,000.00	2,000.00	100.0
Spec Det/Ops Employee Hlth Immuniz Prgrm	10610330431	0.00	0.00	0.00	0.0	0.00	1,400.00	1,400.00	100.0
Spec Det/Ops CISD Program Shift Peers	10610330435	0.00	0.00	0.00	0.0	0.00	500.00	500.00	100.0
Spec Det/Ops/Tower Work	10610330439	0.00	0.00	0.00	0.0	4,213.53	6,500.00	2,286.47	35.2
Spec Det/Ops Haz Mat Program	10610330440	0.00	0.00	0.00	0.0	0.00	625.00	625.00	100.0
Spec Det/Ops Hose Program	10610330441	0.00	0.00	0.00	0.0	0.00	500.00	500.00	100.0
Spec Det/Ops SCBA Program	10610330442	0.00	0.00	0.00	0.0	334.01	6,500.00	6,165.99	94.9
Spec Det/Ops Recruit Academy	10610330447	0.00	0.00	0.00	0.0	6,312.50	8,700.00	2,387.50	27.4
Spec Det/Ops Promo Testing	10610330449	1,231.25	0.00	(1,231.25)	0.0	6,937.50	8,250.00	1,312.50	15.9
Spec Det/ Ops Misc.	10610330452	925.00	0.00	(925.00)	0.0	6,975.00	8,000.00	1,025.00	12.8
Spec Duty Training	10610335476	0.00	0.00	0.00	0.0	50.00	2,600.00	2,550.00	98.1
Spec Det/Trng Instr CARTA	10610335479	0.00	0.00	0.00	0.0	6,825.00	5,000.00	(1,825.00)	(36.5)
Spec Det/ In House EMS Training	10610335482	0.00	0.00	0.00	0.0	2,937.50	25,000.00	22,062.50	88.3
Spec Det/Tower Rescue/Instructor	10610335483	0.00	0.00	0.00	0.0	75.00	1,000.00	925.00	92.5
Spec Det/ Warehouse	10610349451	0.00	0.00	0.00	0.0	62.50	5,000.00	4,937.50	98.8
Acting Pay - Administration	10610410000	0.00	0.00	0.00	0.0	280.00	0.00	(280.00)	0.0
Acting Pay - Prevention	10610420000	0.00	0.00	0.00	0.0	120.00	500.00	380.00	76.0
Acting Pay - Ops	10610430000	4,774.50	0.00	(4,774.50)	0.0	30,455.00	41,610.00	11,155.00	26.8
Acting Pay - Fleet Maintenace	10610448000	0.00	0.00	0.00	0.0	0.00	400.00	400.00	100.0
Vacation/ Sick Leave Buy Back	10610530000	0.00	0.00	0.00	0.0	29,828.15	300,000.00	270,171.85	90.1
O.T. Salaries/Admin	10611010000	559.55	0.00	(559.55)	0.0	2,033.09	9,000.00	6,966.91	77.4
O.T. Salaries/ Prevention	10611020000	0.00	0.00	0.00	0.0	1,633.60	15,000.00	13,366.40	89.1
Recall O.T./Operations	10611030000	1,609.89	0.00	(1,609.89)	0.0	8,118.78	45,000.00	36,881.22	82.0
SWAT Response / Coverage	10611030250	0.00	0.00	0.00	0.0	(1,174.74)	9,000.00	10,174.74	113.1
O.T. Salaries/CARTA	10611035000	76.00	0.00	(76.00)	0.0	76.00	2,828.00	2,752.00	97.3
O.T. Salaries/Tech Sevicees	10611041000	900.29	0.00	(900.29)	0.0	15,339.26	20,000.00	4,660.74	23.3
O.T. Salaries/Comm-Outside Agency	10611041561	0.00	0.00	0.00	0.0	(912.55)	0.00	912.55	0.0
O.T. Salaries/Facilities Maintenance	10611043000	0.00	0.00	0.00	0.0	0.00	3,240.00	3,240.00	100.0
O.T. Salaries/ Fleet Maintenance	10611048000	1,049.02	0.00	(1,049.02)	0.0	5,669.69	18,000.00	12,330.31	68.5
O.T. Salaries/Warehouse	10611049000	558.42	0.00	(558.42)	0.0	5,475.24	15,000.00	9,524.76	63.5
FLSA Pay	10611130000	41,419.94	0.00	(41,419.94)	0.0	328,713.25	592,364.00	263,650.75	44.5
Shift OT Sal/Ops/Rte Shft Cov(AD,SL,FMLA	10611230200	15,334.09	0.00	(15,334.09)	0.0	319,061.90	385,000.00	65,938.10	17.1
Off District Wildland Fires	10611431000	0.00	0.00	0.00	0.0	531,765.75	20,000.00	(511,765.75)	(2558.8)

2/12/20
9:10:19 AM

CAFMA-Central Arizona Fire and Medical
Income Statement
(Original Budget to Actual Comparison)
For the period of 1/1/2020 Through 1/31/2020

Fund: (10) General Fund

	Account	Actual	Current Period Budget	Variance	%	Actual	Year To Date Budget	Variance	%
Training Captain OT	10611535300	3,319.49	0.00	(3,319.49)	0.0	15,647.85	29,200.00	13,552.15	46.4
Trng Cov/Special Duty Pay	10611535304	0.00	0.00	0.00	0.0	450.00	4,950.00	4,500.00	90.9
Trng Cov/EVOC Driver Training Inst Pay	10611535307	0.00	0.00	0.00	0.0	0.00	2,500.00	2,500.00	100.0
Trng Cov/Swift Water Training Officers	10611535380	0.00	0.00	0.00	0.0	0.00	2,500.00	2,500.00	100.0
Trng Cov/Engine Co Training Coverage	10611835326	0.00	0.00	0.00	0.0	0.00	12,600.00	12,600.00	100.0
Trng Cov/OT Eng Co Trng Coverage	10611835330	0.00	0.00	0.00	0.0	1,443.58	26,500.00	25,056.42	94.6
Trng Cov/ OT Special Ops Training	10611835336	0.00	0.00	0.00	0.0	0.00	3,000.00	3,000.00	100.0
Trng Cov/Paramedic Upgrade Training	10611835337	0.00	0.00	0.00	0.0	49.29	10,000.00	9,950.71	99.5
Trng Cov/ OT TRT/ HAZ MAT Training	10611835338	0.00	0.00	0.00	0.0	0.00	12,000.00	12,000.00	100.0
ASRS Retirement/Admin	10612910000	7,077.95	0.00	(7,077.95)	0.0	55,071.05	84,598.00	29,526.95	34.9
ASRS Retirement/Prevention	10612920000	2,222.66	0.00	(2,222.66)	0.0	17,303.66	18,185.00	881.34	4.8
ASRS Retirement/Training	10612935000	330.56	0.00	(330.56)	0.0	1,964.21	3,814.00	1,849.79	48.5
ASRS Retirement/Tech Services	10612941000	3,920.27	0.00	(3,920.27)	0.0	32,941.63	49,597.00	16,655.37	33.6
ASRS Retirement/Facilities Maintenance	10612943000	1,157.04	0.00	(1,157.04)	0.0	9,087.45	11,314.00	2,226.55	19.7
ASRS Retirement/Fleet Maint	10612948000	2,539.78	0.00	(2,539.78)	0.0	19,491.97	31,364.00	11,872.03	37.9
ASRS Retirement/Warehouse	10612949000	1,010.46	0.00	(1,010.46)	0.0	9,985.37	16,465.00	6,479.63	39.4
PSPRS/Admin	10613010000	5,134.02	0.00	(5,134.02)	0.0	39,166.89	60,319.00	21,152.11	35.1
PSPRS/Prevention	10613020000	4,584.73	0.00	(4,584.73)	0.0	36,615.09	59,709.00	23,093.91	38.7
PSPRS Operations	10613030000	263,668.25	0.00	(263,668.25)	0.0	2,358,098.98	3,893,797.00	1,535,698.02	39.4
PSPRS/ CARTA	10613035000	6,878.30	0.00	(6,878.30)	0.0	59,486.20	86,488.00	27,001.80	31.2
PSPRS/ Fleet Maint	10613048000	4,076.91	0.00	(4,076.91)	0.0	31,657.37	57,809.00	26,151.63	45.2
401A/Admin	10613210000	1,157.20	0.00	(1,157.20)	0.0	13,148.85	68,242.00	55,093.15	80.7
401A Retirement / Ops	10613230000	16,351.72	0.00	(16,351.72)	0.0	118,199.73	261,185.00	142,985.27	54.7
401A/ Fire Chief	10613310000	736.42	0.00	(736.42)	0.0	13,728.13	30,295.00	16,566.87	54.7
Worker's Comp Insurance/Admin	10615010000	0.00	0.00	0.00	0.0	0.00	22,010.00	22,010.00	100.0
Worker's Comp/Prevention	10615020000	0.00	0.00	0.00	0.0	0.00	18,104.00	18,104.00	100.0
Worker's Comp / Ops	10615030000	112,409.00	0.00	(112,409.00)	0.0	371,710.00	436,871.00	65,161.00	14.9
Worker's Comp/Training	10615035000	0.00	0.00	0.00	0.0	0.00	10,706.00	10,706.00	100.0
Worker's Comp/Comm	10615041000	0.00	0.00	0.00	0.0	0.00	19,986.00	19,986.00	100.0
Worker's Comp/Facilities	10615043000	0.00	0.00	0.00	0.0	0.00	4,559.00	4,559.00	100.0
Worker's Comp/Maint	10615048000	0.00	0.00	0.00	0.0	0.00	19,896.00	19,896.00	100.0
Worker's Comp/Warehouse	10615049000	0.00	0.00	0.00	0.0	0.00	6,635.00	6,635.00	100.0
Worker's Comp/Volunteers	10615110000	0.00	0.00	0.00	0.0	0.00	101.00	101.00	100.0
Worker's Comp Wages Reimbursement	10616500000	297.14	0.00	(297.14)	0.0	(4,830.40)	0.00	4,830.40	0.0
Unemployment Insurance/Admin	10617010000	704.82	0.00	(704.82)	0.0	999.35	3,211.00	2,211.65	68.9
Unemployment/Prevention	10617020000	224.75	0.00	(224.75)	0.0	324.16	856.00	531.84	62.1
Unemployment Insurance/Ops	10617030000	6,028.73	0.00	(6,028.73)	0.0	6,525.72	23,333.00	16,807.28	72.0

2/12/20
9:10:19 AM

CAFMA-Central Arizona Fire and Medical
Income Statement
(Original Budget to Actual Comparison)
For the period of 1/1/2020 Through 1/31/2020

Fund: (10) General Fund

	Account	Actual	Current Period Budget	Variance	%	Actual	Year To Date Budget	Variance	%
Unemployment / Training	10617035000	151.78	0.00	(151.78)	0.0	251.18	642.00	390.82	60.9
Unemployment/Communications	10617041000	287.36	0.00	(287.36)	0.0	386.75	856.00	469.25	54.8
Unemployment/Facilities	10617043000	83.55	0.00	(83.55)	0.0	83.55	321.00	237.45	74.0
Unemployment/Maint	10617048000	250.37	0.00	(250.37)	0.0	349.77	1,231.00	881.23	71.6
Unemployment/Warehouse	10617049000	77.96	0.00	(77.96)	0.0	77.96	321.00	243.04	75.7
401A-ASRS/Admin	10618010000	3,411.88	0.00	(3,411.88)	0.0	28,858.18	54,023.00	25,164.82	46.6
401A-ASRS/Prevention	10618020000	1,278.08	0.00	(1,278.08)	0.0	12,412.28	13,841.00	1,428.72	10.3
401A-ASRS/Training	10618035000	159.37	0.00	(159.37)	0.0	947.00	2,179.00	1,232.00	56.5
401A-ASRS/Communication	10618041000	1,947.73	0.00	(1,947.73)	0.0	16,566.10	26,359.00	9,792.90	37.2
401A-ASRS/Facilities Maint	10618043000	557.80	0.00	(557.80)	0.0	4,108.53	1,575.00	(2,533.53)	(160.9)
401A-ASRS/ Maint	10618048000	1,224.39	0.00	(1,224.39)	0.0	9,409.91	16,504.00	7,094.09	43.0
401A-ASRS/ Warehouse	10618049000	508.84	0.00	(508.84)	0.0	4,995.87	8,651.00	3,655.13	42.3
Medicare / Admin	10618110000	1,252.02	0.00	(1,252.02)	0.0	10,612.55	16,605.00	5,992.45	36.1
Medicare Exp/Prevention	10618120000	375.50	0.00	(375.50)	0.0	2,929.63	5,521.00	2,591.37	46.9
Medicare / OPS	10618130000	9,583.23	0.00	(9,583.23)	0.0	83,584.57	137,570.00	53,985.43	39.2
Medicare Exp/CARTA	10618135000	238.31	0.00	(238.31)	0.0	1,961.89	3,265.00	1,303.11	39.9
Medicare Exp/Communications	10618141000	444.69	0.00	(444.69)	0.0	3,813.34	6,195.00	2,381.66	38.4
Medicare Exp/Facilities Maintenance	10618143000	127.51	0.00	(127.51)	0.0	1,007.77	1,390.00	382.23	27.5
Medicare Exp/Maint	10618148000	402.25	0.00	(402.25)	0.0	3,710.87	6,067.00	2,356.13	38.8
Medicare Exp/Warehouse	10618149000	119.01	0.00	(119.01)	0.0	1,168.41	2,023.00	854.59	42.2
Post Employment Health Plan	10618530000	8,851.37	0.00	(8,851.37)	0.0	76,306.63	105,217.00	28,910.37	27.5
Medical Insurance./Admin	10619010000	11,361.75	0.00	(11,361.75)	0.0	74,616.14	129,600.00	54,983.86	42.4
Medical Insurance/Prevention	10619020000	3,346.15	0.00	(3,346.15)	0.0	20,843.53	40,500.00	19,656.47	48.5
Medical Insurance/OPS	10619030000	76,017.36	0.00	(76,017.36)	0.0	560,748.59	947,700.00	386,951.41	40.8
Medical Insurance/Training	10619035000	2,007.69	0.00	(2,007.69)	0.0	12,509.63	32,400.00	19,890.37	61.4
Medical Insurance/Comm	10619041000	3,563.80	0.00	(3,563.80)	0.0	23,523.95	40,500.00	16,976.05	41.9
Medical Insurance/Facilities	10619043000	1,338.46	0.00	(1,338.46)	0.0	9,334.42	12,150.00	2,815.58	23.2
Medical Insurance/Maint	10619048000	3,134.15	0.00	(3,134.15)	0.0	24,702.47	46,575.00	21,872.53	47.0
Medical Insurance/Warehouse	10619049000	674.88	0.00	(674.88)	0.0	5,087.94	12,150.00	7,062.06	58.1
Medical Insurance Assistance/OPS	10619130000	40,024.62	0.00	(40,024.62)	0.0	227,734.13	376,000.00	148,265.87	39.4
Total Personnel Expenses		\$1,495,803.90	\$0.00	\$(1,495,803.90)	0.0 %	\$12,057,102.56	\$19,665,157.00	\$7,608,054.44	38.7 %
<u>Supply Expenses</u>									
Office Supplies / Admin	10620010000	\$(30.00)	\$0.00	\$30.00	0.0%	\$(63.22)	\$500.00	\$563.22	112.6%
Office Supplies / Tech Services	10620041000	0.00	0.00	0.00	0.0	32.64	500.00	467.36	93.5
Office Supplies	10620049000	704.13	0.00	(704.13)	0.0	5,961.63	12,500.00	6,538.37	52.3
Computer Supplies & Software / Training	10620135000	5,888.35	0.00	(5,888.35)	0.0	10,234.22	17,200.00	6,965.78	40.5

2/12/20
9:10:19 AM

CAFMA-Central Arizona Fire and Medical
Income Statement
(Original Budget to Actual Comparison)
For the period of 1/1/2020 Through 1/31/2020

Fund: (10) General Fund

	Account	Actual	Current Period Budget	Variance	%	Actual	Year To Date Budget	Variance	%
Computer Supplies & Equipment / Communic	10620141000	9,740.69	0.00	(9,740.69)	0.0	83,413.52	195,760.00	112,346.48	57.4
In House Dupl & Prtg	10620510000	728.59	0.00	(728.59)	0.0	9,831.56	15,000.00	5,168.44	34.5
In House Dupl & Prtg/ Warehouse	10620549000	0.00	0.00	0.00	0.0	8,090.29	17,250.00	9,159.71	53.1
District Fire Corps Program	10621010000	0.00	0.00	0.00	0.0	0.00	500.00	500.00	100.0
District Mapping Program	10621141000	0.00	0.00	0.00	0.0	0.00	6,200.00	6,200.00	100.0
Employee Health & Wellness Supplies	10621230000	0.00	0.00	0.00	0.0	0.00	157.00	157.00	100.0
Medical Supplies	10621530000	6,535.96	0.00	(6,535.96)	0.0	60,900.73	92,200.00	31,299.27	33.9
CPR Supplies & Books	10621630000	0.00	0.00	0.00	0.0	4,450.00	10,000.00	5,550.00	55.5
Medical Equipment Replacement	10621730000	0.00	0.00	0.00	0.0	2,956.39	21,000.00	18,043.61	85.9
Fuel (Diesel & Gas)	10622048000	2,409.12	0.00	(2,409.12)	0.0	121,065.80	235,000.00	113,934.20	48.5
Oil & Lubr. (Routine)	10622148000	346.22	0.00	(346.22)	0.0	9,693.95	16,500.00	6,806.05	41.2
Uniforms-Freitag, Scott	10623010100	52.00	0.00	(52.00)	0.0	52.00	450.00	398.00	88.4
Uniforms-Tharp, Dave	10623010101	0.00	0.00	0.00	0.0	0.00	450.00	450.00	100.0
Uniforms - Frawley, Teresa	10623010103	0.00	0.00	0.00	0.0	0.00	125.00	125.00	100.0
Uniforms - Butler, Karen	10623010104	0.00	0.00	0.00	0.0	0.00	125.00	125.00	100.0
Uniforms-Brookins, Patty	10623010105	0.00	0.00	0.00	0.0	21.82	125.00	103.18	82.5
Uniforms - DeJoria, Dana	10623010106	0.00	0.00	0.00	0.0	0.00	125.00	125.00	100.0
Uniforms - Spingola, Debbie	10623010107	0.00	0.00	0.00	0.0	0.00	125.00	125.00	100.0
Uniforms - Dixon, Susanne	10623010109	0.00	0.00	0.00	0.0	0.00	125.00	125.00	100.0
Uniforms - Bliss, Scott	10623010111	0.00	0.00	0.00	0.0	0.00	450.00	450.00	100.0
Uniforms - Viscardi, Karen	10623010112	0.00	0.00	0.00	0.0	0.00	125.00	125.00	100.0
Uniforms - Burch, Kylee	10623010114	0.00	0.00	0.00	0.0	0.00	125.00	125.00	100.0
Uniforms - Katie Reeves	10623010116	0.00	0.00	0.00	0.0	0.00	125.00	125.00	100.0
Uniforms-Lambrecht, Marci	10623010117	0.00	0.00	0.00	0.0	0.00	125.00	125.00	100.0
Uniforms - Slay, Marcie	10623010118	0.00	0.00	0.00	0.0	0.00	125.00	125.00	100.0
Uniforms-Balstis, Carol	10623010120	0.00	0.00	0.00	0.0	0.00	125.00	125.00	100.0
Uniforms-Sims, Lacie	10623010121	0.00	0.00	0.00	0.0	0.00	125.00	125.00	100.0
Uniforms/Prevention	10623020000	0.00	0.00	0.00	0.0	327.50	0.00	(327.50)	0.0
Uniforms-Chase, Rick	10623020100	0.00	0.00	0.00	0.0	0.00	450.00	450.00	100.0
Uniforms - Dowdy, Chuck	10623020106	0.00	0.00	0.00	0.0	0.00	450.00	450.00	100.0
Uniforms - Brett Mills	10623020107	0.00	0.00	0.00	0.0	0.00	450.00	450.00	100.0
Uniforms-Hoyt, Jessica	10623020108	0.00	0.00	0.00	0.0	37.64	450.00	412.36	91.6
Uniforms/Operations	10623030000	56.00	0.00	(56.00)	0.0	6,033.65	19,030.00	12,996.35	68.3
Uniforms-Polacek, Jeff	10623030100	0.00	0.00	0.00	0.0	0.00	450.00	450.00	100.0
Uniforms-Davis, Brad	10623030102	0.00	0.00	0.00	0.0	0.00	450.00	450.00	100.0
Uniforms-Carothers, Cougan	10623030103	0.00	0.00	0.00	0.0	13.91	450.00	436.09	96.9
Uniforms-Abel, Todd	10623030104	0.00	0.00	0.00	0.0	0.00	450.00	450.00	100.0

2/12/20
9:10:19 AM

CAFMA-Central Arizona Fire and Medical
Income Statement
(Original Budget to Actual Comparison)
For the period of 1/1/2020 Through 1/31/2020

Fund: (10) General Fund

	Account	Actual	Current Period Budget	Variance	%	Actual	Year To Date Budget	Variance	%
Uniforms-Burch, Brian	10623030105	0.00	0.00	0.00	0.0	0.00	450.00	450.00	100.0
Uniforms-Duplessis, Rob	10623030107	0.00	0.00	0.00	0.0	0.00	450.00	450.00	100.0
Uniforms-Fields, Brody	10623030108	0.00	0.00	0.00	0.0	0.00	450.00	450.00	100.0
Uniforms-Lys, Damian	10623030110	0.00	0.00	0.00	0.0	0.00	450.00	450.00	100.0
Uniforms-Mauldin, Mark	10623030111	0.00	0.00	0.00	0.0	0.00	450.00	450.00	100.0
Uniforms-Niemynsi, Doug	10623030115	0.00	0.00	0.00	0.0	0.00	450.00	450.00	100.0
Uniforms-Olson, Rick	10623030116	0.00	0.00	0.00	0.0	0.00	450.00	450.00	100.0
Uniforms-Prange, Ross	10623030118	0.00	0.00	0.00	0.0	0.00	450.00	450.00	100.0
Uniforms-Smith, Travis	10623030119	0.00	0.00	0.00	0.0	0.00	450.00	450.00	100.0
Uniforms-Stooks, Craig	10623030120	0.00	0.00	0.00	0.0	0.00	450.00	450.00	100.0
Uniforms-Baker, Mark	10623030123	0.00	0.00	0.00	0.0	13.64	450.00	436.36	97.0
Uniforms-Brown, Dennis	10623030125	0.00	0.00	0.00	0.0	0.00	450.00	450.00	100.0
Uniforms-Bushman, James	10623030126	0.00	0.00	0.00	0.0	0.00	450.00	450.00	100.0
Uniforms-Curry, Robert	10623030127	0.00	0.00	0.00	0.0	0.00	450.00	450.00	100.0
Uniforms-Edwards, David	10623030129	0.00	0.00	0.00	0.0	0.00	450.00	450.00	100.0
Uniforms-Fields, Zach	10623030130	0.00	0.00	0.00	0.0	0.00	450.00	450.00	100.0
Uniforms-Fournier, Nick	10623030131	0.00	0.00	0.00	0.0	0.00	450.00	450.00	100.0
Uniforms-Hlavack, Evan	10623030132	0.00	0.00	0.00	0.0	0.00	450.00	450.00	100.0
Uniforms-Huddleston, Michael	10623030133	0.00	0.00	0.00	0.0	0.00	450.00	450.00	100.0
Uniforms-Horstman, Stephen	10623030134	0.00	0.00	0.00	0.0	0.00	450.00	450.00	100.0
Uniforms-King, Jeremiah	10623030135	0.00	0.00	0.00	0.0	0.00	450.00	450.00	100.0
Uniforms-Kuykendall, Jeff	10623030136	0.00	0.00	0.00	0.0	13.91	450.00	436.09	96.9
Uniforms-Litchfield, Ron	10623030137	0.00	0.00	0.00	0.0	0.00	450.00	450.00	100.0
Uniforms-McFadden, Mike	10623030138	0.00	0.00	0.00	0.0	0.00	450.00	450.00	100.0
Uniforms-Nolan, Jason	10623030139	0.00	0.00	0.00	0.0	0.00	450.00	450.00	100.0
Uniforms-Pruitt, Rob	10623030142	0.00	0.00	0.00	0.0	0.00	450.00	450.00	100.0
Uniforms-Seets, JW	10623030143	0.00	0.00	0.00	0.0	0.00	450.00	450.00	100.0
Uniforms-Tucker, Mike	10623030144	0.00	0.00	0.00	0.0	0.00	450.00	450.00	100.0
Uniforms-Barmum, Josh	10623030146	0.00	0.00	0.00	0.0	0.00	450.00	450.00	100.0
Uniforms-Blum, Rodney	10623030148	0.00	0.00	0.00	0.0	0.00	450.00	450.00	100.0
Uniforms-Cruz, Steve	10623030150	0.00	0.00	0.00	0.0	0.00	450.00	450.00	100.0
Uniforms-Cunningham, Cody	10623030151	0.00	0.00	0.00	0.0	0.00	450.00	450.00	100.0
Uniforms-Dibble, Gordon	10623030152	0.00	0.00	0.00	0.0	0.00	450.00	450.00	100.0
Uniforms-Eckle, Kellan	10623030153	0.00	0.00	0.00	0.0	13.91	450.00	436.09	96.9
Uniforms-Ferris, Ryan	10623030154	0.00	0.00	0.00	0.0	0.00	450.00	450.00	100.0
Uniforms-Kirk, Jason	10623030155	0.00	0.00	0.00	0.0	0.00	450.00	450.00	100.0
Uniforms-Kontz, Mike	10623030156	0.00	0.00	0.00	0.0	23.69	450.00	426.31	94.7

2/12/20
9:10:19 AM

CAFMA-Central Arizona Fire and Medical
Income Statement
(Original Budget to Actual Comparison)
For the period of 1/1/2020 Through 1/31/2020

Fund: (10) General Fund

	Account	Actual	Current Period Budget	Variance	%	Actual	Year To Date Budget	Variance	%
Uniforms-Loperman, Keith	10623030157	0.00	0.00	0.00	0.0	13.91	450.00	436.09	96.9
Uniforms-Mazon, Josh	10623030158	0.00	0.00	0.00	0.0	0.00	450.00	450.00	100.0
Uniforms-Mazzella, Marc	10623030159	0.00	0.00	0.00	0.0	13.91	450.00	436.09	96.9
Uniforms-McFadden, Matt	10623030160	0.00	0.00	0.00	0.0	0.00	450.00	450.00	100.0
Uniforms-Croft, Adam	10623030161	0.00	0.00	0.00	0.0	0.00	450.00	450.00	100.0
Uniforms-Parra, Payton	10623030164	0.00	0.00	0.00	0.0	0.00	450.00	450.00	100.0
Uniforms-Pena, Chris	10623030165	0.00	0.00	0.00	0.0	0.00	450.00	450.00	100.0
Uniforms-Poliakon, Brett	10623030166	0.00	0.00	0.00	0.0	0.00	450.00	450.00	100.0
Uniforms-Postula, Justin	10623030167	0.00	0.00	0.00	0.0	0.00	450.00	450.00	100.0
Uniforms-Postula, Karl	10623030168	0.00	0.00	0.00	0.0	0.00	450.00	450.00	100.0
Uniforms-Reyes, Adam	10623030169	0.00	0.00	0.00	0.0	0.00	450.00	450.00	100.0
Uniforms-Ryan, Keith	10623030171	0.00	0.00	0.00	0.0	0.00	450.00	450.00	100.0
Uniforms-Sheldon, Wes	10623030172	0.00	0.00	0.00	0.0	13.91	450.00	436.09	96.9
Uniforms-Sims, Mike	10623030173	0.00	0.00	0.00	0.0	13.91	450.00	436.09	96.9
Uniforms-Wittenberg, Dave	10623030174	0.00	0.00	0.00	0.0	8.00	450.00	442.00	98.2
Uniforms-Jones, Shaun	10623030175	0.00	0.00	0.00	0.0	0.00	450.00	450.00	100.0
Uniforms-Perkins, Shane	10623030176	0.00	0.00	0.00	0.0	0.00	450.00	450.00	100.0
Uniforms-Wagner, Adam	10623030177	0.00	0.00	0.00	0.0	0.00	450.00	450.00	100.0
Uniforms-Butler, Jason	10623030179	0.00	0.00	0.00	0.0	0.00	450.00	450.00	100.0
Uniforms-Turner, Kenny	10623030181	0.00	0.00	0.00	0.0	0.00	450.00	450.00	100.0
Uniforms-Trask, Ryan	10623030182	0.00	0.00	0.00	0.0	0.00	450.00	450.00	100.0
Uniforms-Runo, Kyle	10623030183	0.00	0.00	0.00	0.0	0.00	450.00	450.00	100.0
Uniforms-Brunk, Jake	10623030184	0.00	0.00	0.00	0.0	27.28	450.00	422.72	93.9
Uniforms-Mayhall, Matt	10623030186	0.00	0.00	0.00	0.0	23.69	450.00	426.31	94.7
Uniforms-Cox, Phillip	10623030187	0.00	0.00	0.00	0.0	0.00	450.00	450.00	100.0
Uniforms- Apolinar, Jon	10623030188	0.00	0.00	0.00	0.0	0.00	450.00	450.00	100.0
Uniforms-Buchanan, Ben	10623030189	0.00	0.00	0.00	0.0	0.00	450.00	450.00	100.0
Uniforms-Bulter, Scott	10623030190	0.00	0.00	0.00	0.0	0.00	450.00	450.00	100.0
Uniforms-Buntin, Darrell	10623030191	0.00	0.00	0.00	0.0	0.00	450.00	450.00	100.0
Uniforms-Copenhaver, Doug	10623030192	0.00	0.00	0.00	0.0	0.00	450.00	450.00	100.0
Uniforms-Davidson, Glenn	10623030194	0.00	0.00	0.00	0.0	0.00	450.00	450.00	100.0
Uniforms-Douglas, Ren	10623030195	0.00	0.00	0.00	0.0	0.00	450.00	450.00	100.0
Uniforms-Gallman, Timothy	10623030196	0.00	0.00	0.00	0.0	0.00	450.00	450.00	100.0
Uniforms-Ginn, Eric	10623030197	0.00	0.00	0.00	0.0	0.00	450.00	450.00	100.0
Uniforms-Gnagey, Dan	10623030198	0.00	0.00	0.00	0.0	13.91	450.00	436.09	96.9
Uniforms-Guzzo, Nick	10623030200	0.00	0.00	0.00	0.0	0.00	450.00	450.00	100.0
Uniforms-Ingrao, Jory	10623030201	0.00	0.00	0.00	0.0	0.00	450.00	450.00	100.0

2/12/20
9:10:19 AM

CAFMA-Central Arizona Fire and Medical
Income Statement
(Original Budget to Actual Comparison)
For the period of 1/1/2020 Through 1/31/2020

Fund: (10) General Fund

	Account	Actual	Current Period Budget	Variance	%	Actual	Year To Date Budget	Variance	%
Uniforms-Jacobson, Terry	10623030202	0.00	0.00	0.00	0.0	0.00	450.00	450.00	100.0
Uniforms-Lynch, Peter	10623030204	0.00	0.00	0.00	0.0	0.00	450.00	450.00	100.0
Uniforms-Merrill, Eric	10623030205	0.00	0.00	0.00	0.0	0.00	450.00	450.00	100.0
Uniforms-Muniz, Tom Jr.	10623030206	0.00	0.00	0.00	0.0	13.91	450.00	436.09	96.9
Uniforms-Nelson, Mike	10623030207	0.00	0.00	0.00	0.0	0.00	450.00	450.00	100.0
Uniforms-Rendl, Bob	10623030209	0.00	0.00	0.00	0.0	0.00	450.00	450.00	100.0
Uniforms-Roberts, Jerry	10623030210	0.00	0.00	0.00	0.0	0.00	450.00	450.00	100.0
Uniforms-Roche, Ben	10623030211	0.00	0.00	0.00	0.0	23.69	450.00	426.31	94.7
Uniforms-Rose, Cody	10623030212	0.00	0.00	0.00	0.0	0.00	450.00	450.00	100.0
Uniforms-Schuster, Alan	10623030213	0.00	0.00	0.00	0.0	0.00	450.00	450.00	100.0
Uniforms-Snyder, Tim	10623030214	0.00	0.00	0.00	0.0	0.00	450.00	450.00	100.0
Uniforms-Stewart, Jeff	10623030215	0.00	0.00	0.00	0.0	0.00	450.00	450.00	100.0
Uniforms-Tarver, Shawn	10623030216	0.00	0.00	0.00	0.0	0.00	450.00	450.00	100.0
Uniforms- Zazueta, Rob	10623030217	0.00	0.00	0.00	0.0	0.00	450.00	450.00	100.0
Uniforms-McCarty Dan	10623030218	0.00	0.00	0.00	0.0	0.00	450.00	450.00	100.0
Uniforms-Butterfield, Jesse	10623030220	0.00	0.00	0.00	0.0	0.00	450.00	450.00	100.0
Uniforms-Rafters, Cody	10623030221	0.00	0.00	0.00	0.0	0.00	450.00	450.00	100.0
Uniforms-Weiland, Kayleen	10623030222	0.00	0.00	0.00	0.0	0.00	450.00	450.00	100.0
Uniforms-Burch, Caden	10623030223	0.00	0.00	0.00	0.0	0.00	450.00	450.00	100.0
Uniforms-Hall, Jace	10623030224	0.00	0.00	0.00	0.0	0.00	450.00	450.00	100.0
Uniforms-Smith Russell	10623030225	0.00	0.00	0.00	0.0	0.00	450.00	450.00	100.0
Uniforms-McGuire, Thaddeus	10623030226	0.00	0.00	0.00	0.0	0.00	450.00	450.00	100.0
Uniforms-Rocha, Edgar	10623030227	0.00	0.00	0.00	0.0	13.91	450.00	436.09	96.9
Uniforms-Thompson, Jake	10623030228	0.00	0.00	0.00	0.0	0.00	450.00	450.00	100.0
Uniforms-Vanatta, Justin	10623030229	0.00	0.00	0.00	0.0	23.69	450.00	426.31	94.7
Uniforms-Hallawell, Nate	10623030230	0.00	0.00	0.00	0.0	0.00	450.00	450.00	100.0
Uniforms-Tillich, Tim	10623030231	0.00	0.00	0.00	0.0	0.00	450.00	450.00	100.0
Uniforms-Hutchison, Ethan	10623030232	0.00	0.00	0.00	0.0	13.91	450.00	436.09	96.9
Uniforms - Gillhan, Jim	10623030233	0.00	0.00	0.00	0.0	0.00	450.00	450.00	100.0
Uniforms-Moore, Aaron	10623030234	0.00	0.00	0.00	0.0	0.00	450.00	450.00	100.0
Uniforms-Harper, Leslie	10623030235	0.00	0.00	0.00	0.0	0.00	450.00	450.00	100.0
Uniforms-Grossman, Luke	10623030236	0.00	0.00	0.00	0.0	13.91	450.00	436.09	96.9
Uniforms-Perez, Tony	10623030237	0.00	0.00	0.00	0.0	0.00	450.00	450.00	100.0
Uniforms,Gray, JT	10623030238	0.00	0.00	0.00	0.0	0.00	450.00	450.00	100.0
Uniforms-DeChame, Zachary	10623030239	0.00	0.00	0.00	0.0	0.00	450.00	450.00	100.0
Uniforms-McIntire, Jacob	10623030240	0.00	0.00	0.00	0.0	0.00	450.00	450.00	100.0
Uniforms-Redfern, Joshuah	10623030241	0.00	0.00	0.00	0.0	0.00	450.00	450.00	100.0

2/12/20
9:10:19 AM

CAFMA-Central Arizona Fire and Medical
Income Statement
(Original Budget to Actual Comparison)
For the period of 1/1/2020 Through 1/31/2020

Fund: (10) General Fund

	Account	Actual	Current Period Budget	Variance	%	Actual	Year To Date Budget	Variance	%
Uniforms-Smith, Jacob	10623030242	0.00	0.00	0.00	0.0	0.00	450.00	450.00	100.0
Uniforms/Operations - Honor Guard	10623030540	0.00	0.00	0.00	0.0	0.00	4,000.00	4,000.00	100.0
Uniforms - Training	10623035000	0.00	0.00	0.00	0.0	0.00	750.00	750.00	100.0
Uniforms - Feddema, John	10623035103	0.00	0.00	0.00	0.0	0.00	450.00	450.00	100.0
Uniforms-Parra Dustin	10623035105	0.00	0.00	0.00	0.0	0.00	450.00	450.00	100.0
Uniforms-Jimenez, Valentin	10623035108	0.00	0.00	0.00	0.0	0.00	450.00	450.00	100.0
Uniforms-Frazier, Tony	10623041101	0.00	0.00	0.00	0.0	151.80	450.00	298.20	66.3
Uniforms-Legge, David	10623041102	0.00	0.00	0.00	0.0	0.00	450.00	450.00	100.0
Uniforms-Freeman, Michael	10623041103	0.00	0.00	0.00	0.0	0.00	450.00	450.00	100.0
Uniforms-Van Tuyl, Jonah	10623041104	32.06	0.00	(32.06)	0.0	119.27	450.00	330.73	73.5
Uniforms-Crossman, Eric	10623043101	0.00	0.00	0.00	0.0	72.91	450.00	377.09	83.8
Uniforms-Scaife, Domenic	10623048100	0.00	0.00	0.00	0.0	0.00	450.00	450.00	100.0
Uniforms-Reyes, Charlie	10623048101	0.00	0.00	0.00	0.0	23.69	0.00	(23.69)	0.0
Uniforms-Beck, David	10623048102	0.00	0.00	0.00	0.0	0.00	450.00	450.00	100.0
Uniforms-Kohler, Travis	10623048105	0.00	0.00	0.00	0.0	0.00	450.00	450.00	100.0
Uniforms-Peckman, Chris	10623048107	0.00	0.00	0.00	0.0	0.00	450.00	450.00	100.0
Uniforms-Burch, Bryten	10623048108	0.00	0.00	0.00	0.0	0.00	450.00	450.00	100.0
Uniforms - Trujillo, Erik	10623049101	0.00	0.00	0.00	0.0	26.00	450.00	424.00	94.2
Protective Clothing	10623130000	1,910.28	0.00	(1,910.28)	0.0	48,069.83	121,360.00	73,290.17	60.4
Station Boots	10623130100	314.44	0.00	(314.44)	0.0	390.80	14,250.00	13,859.20	97.3
Library Reference Materials / Admin	10624010000	40.40	0.00	(40.40)	0.0	519.60	2,764.00	2,244.40	81.2
Operations Supplies/Routine	10624030000	0.00	0.00	0.00	0.0	0.00	5,550.00	5,550.00	100.0
Library Reference Materials/Tr Ctr	10624035000	0.00	0.00	0.00	0.0	0.00	6,450.00	6,450.00	100.0
Communications Supplies / Routine	10624041000	0.00	0.00	0.00	0.0	0.00	1,000.00	1,000.00	100.0
Facilities Maint Supplies/Routine	10624043000	0.00	0.00	0.00	0.0	0.00	530.00	530.00	100.0
Supplies/Prevention	10624220000	178.09	0.00	(178.09)	0.0	1,431.77	2,840.00	1,408.23	49.6
Supplies / Fleet Maintenance	10624248000	852.75	0.00	(852.75)	0.0	6,056.18	10,000.00	3,943.82	39.4
Supplies / Warehouse	10624249000	17.41	0.00	(17.41)	0.0	540.01	6,000.00	5,459.99	91.0
Library Reference Materials/Prevention	10624320000	0.00	0.00	0.00	0.0	228.26	2,960.00	2,731.74	92.3
Pub Ed/School Ed/Prevention	10624520000	122.34	0.00	(122.34)	0.0	8,470.14	12,015.00	3,544.86	29.5
Public Education/EMS	10624530000	0.00	0.00	0.00	0.0	0.00	2,500.00	2,500.00	100.0
Supplies-Warehouse Purchasing Group	10624549000	17,812.64	0.00	(17,812.64)	0.0	105,193.09	200,000.00	94,806.91	47.4
Urban Interface/Brush Removal	10624920000	0.00	0.00	0.00	0.0	4,598.00	0.00	(4,598.00)	0.0
PAWUIC DefensiblW Space Grant	10624920010	0.00	0.00	0.00	0.0	15,129.57	24,000.00	8,870.43	37.0
Vehicle Maint (Routine)	10625048000	4,739.30	0.00	(4,739.30)	0.0	77,478.33	130,000.00	52,521.67	40.4
Vehicle Maint (Special Prjcts)	10625148000	185.76	0.00	(185.76)	0.0	3,368.87	6,500.00	3,131.13	48.2
FF Equipment Maintenance	10626048000	29.68	0.00	(29.68)	0.0	5,943.62	21,100.00	15,156.38	71.8

2/12/20
9:10:19 AM

CAFMA-Central Arizona Fire and Medical
Income Statement
(Original Budget to Actual Comparison)
For the period of 1/1/2020 Through 1/31/2020

Fund: (10) General Fund

	Account	Actual	Current Period Budget	Variance	%	Actual	Year To Date Budget	Variance	%
SCBA Supplies & Maint	10626348000	430.33	0.00	(430.33)	0.0	5,650.69	28,100.00	22,449.31	79.9
Tire Replacement	10626548000	13,778.85	0.00	(13,778.85)	0.0	27,085.48	40,000.00	12,914.52	32.3
Tire Repair	10626648000	0.00	0.00	0.00	0.0	1,790.43	3,000.00	1,209.57	40.3
Building Maint Supplies	10627043001	593.17	0.00	(593.17)	0.0	4,633.52	20,500.00	15,866.48	77.4
Building Maint Supplies/Prevention	10627043002	0.00	0.00	0.00	0.0	155.63	2,500.00	2,344.37	93.8
Building Maint Supplies-Administration	10627043011	590.15	0.00	(590.15)	0.0	2,842.83	7,000.00	4,157.17	59.4
Building Maint Supplies/CARTA	10627043035	539.91	0.00	(539.91)	0.0	6,841.15	13,500.00	6,658.85	49.3
Building Maint Supplies/Comm Building	10627043041	(144.12)	0.00	144.12	0.0	899.43	4,000.00	3,100.57	77.5
Building Maint Supplies/Maint Facility	10627043048	511.03	0.00	(511.03)	0.0	2,263.38	5,000.00	2,736.62	54.7
Building Maint Supplies/Warehouse	10627043049	254.77	0.00	(254.77)	0.0	441.92	5,000.00	4,558.08	91.2
Building Maint Supplies/Sta 50	10627043050	146.28	0.00	(146.28)	0.0	1,220.57	4,000.00	2,779.43	69.5
Building Maint Supplies/Sta 51	10627043051	115.60	0.00	(115.60)	0.0	4,911.29	5,600.00	688.71	12.3
Building Maint Supplies/Sta 52	10627043052	0.00	0.00	0.00	0.0	545.56	2,000.00	1,454.44	72.7
Building Maint Supplies/Sta 53	10627043053	168.91	0.00	(168.91)	0.0	3,217.05	5,000.00	1,782.95	35.7
Building Maint Supplies/Sta 54	10627043054	37.62	0.00	(37.62)	0.0	3,123.14	5,000.00	1,876.86	37.5
Building Maint Supplies/Sta 56	10627043056	0.00	0.00	0.00	0.0	63.14	2,000.00	1,936.86	96.8
Building Maint Supplies/Sta 57	10627043057	0.00	0.00	0.00	0.0	3,070.31	5,000.00	1,929.69	38.6
Building Maint Supplies/Sta 58	10627043058	463.01	0.00	(463.01)	0.0	1,375.50	5,000.00	3,624.50	72.5
Building Maint Supplies/Sta 59	10627043059	0.00	0.00	0.00	0.0	1,250.62	5,000.00	3,749.38	75.0
Building Maint Supplies - Station 61	10627043061	568.42	0.00	(568.42)	0.0	5,424.36	9,000.00	3,575.64	39.7
Building Maint Supplies - Station 62	10627043062	43.32	0.00	(43.32)	0.0	2,732.92	5,000.00	2,267.08	45.3
Building Maint Supplies - Station 63	10627043063	910.12	0.00	(910.12)	0.0	2,990.52	5,000.00	2,009.48	40.2
Building Maint Supplies- Large Projects	10627043100	5,577.17	0.00	(5,577.17)	0.0	46,650.75	112,500.00	65,849.25	58.5
Furniture & Fixture Replacement	10627143000	0.00	0.00	0.00	0.0	32,296.96	29,200.00	(3,096.96)	(10.6)
Furniture & Fixtures / Warehouse	10627149000	0.00	0.00	0.00	0.0	1,538.72	1,500.00	(38.72)	(2.6)
Janitorial / All Stations	10627249000	572.45	0.00	(572.45)	0.0	16,128.38	27,500.00	11,371.62	41.4
Station Supplies-All Stations	10627349000	1,460.94	0.00	(1,460.94)	0.0	5,960.78	5,500.00	(460.78)	(8.4)
Site / Equip Maint Supplies / Comm	10627441000	0.00	0.00	0.00	0.0	3,715.32	25,000.00	21,284.68	85.1
Radio/Pager Maintenance	10628041000	5,199.36	0.00	(5,199.36)	0.0	10,706.28	90,000.00	79,293.72	88.1
Supplies for Outside Agency Work	10628141000	(3,731.94)	0.00	3,731.94	0.0	2,145.97	10,000.00	7,854.03	78.5
Supplies for Outside Agency Work	10628148000	1,062.24	0.00	(1,062.24)	0.0	6,526.67	24,000.00	17,473.33	72.8
Batteries / Communications	10628841000	0.00	0.00	0.00	0.0	0.00	150.00	150.00	100.0
Batteries/ All Stations	10628849000	0.00	0.00	0.00	0.0	1,008.96	3,170.00	2,161.04	68.2
Firefighter Equipment Replacement	10628930000	1,658.63	0.00	(1,658.63)	0.0	33,484.15	41,300.00	7,815.85	18.9
Firefighting Equipment New Purchases	10629030000	0.00	0.00	0.00	0.0	0.00	15,000.00	15,000.00	100.0
Haz-Mat Equipment	10629130000	1,990.00	0.00	(1,990.00)	0.0	5,472.88	9,000.00	3,527.12	39.2
Comm/Radio Technician Equipment	10629241000	4,273.91	0.00	(4,273.91)	0.0	6,332.98	6,750.00	417.02	6.2

2/12/20
9:10:19 AM

CAFMA-Central Arizona Fire and Medical
Income Statement
(Original Budget to Actual Comparison)
For the period of 1/1/2020 Through 1/31/2020

Fund: (10) General Fund

	Account	Actual	Current Period Budget	Variance	%	Actual	Year To Date Budget	Variance	%
Technical Rescue Equipment	10629330000	98.88	0.00	(98.88)	0.0	2,962.21	14,000.00	11,037.79	78.8
Wildland Equipment Replacement	10629530000	56.90	0.00	(56.90)	0.0	1,460.46	5,000.00	3,539.54	70.8
CARTA Equipment/ Prop Supplies	10629635000	873.03	0.00	(873.03)	0.0	20,448.01	32,000.00	11,551.99	36.1
Exercise Equipment - Ops	10629730000	0.00	0.00	0.00	0.0	5,568.47	10,000.00	4,431.53	44.3
Small Tools/Facilities Maintenance	10630043000	53.41	0.00	(53.41)	0.0	3,074.12	11,500.00	8,425.88	73.3
Small Tools / Maintenance	10630048000	98.35	0.00	(98.35)	0.0	5,073.61	9,000.00	3,926.39	43.6
Small Tools / Warehouse	10630049000	0.00	0.00	0.00	0.0	0.00	900.00	900.00	100.0
Safety Equip & Supplies/Warehouse	10631049000	0.00	0.00	0.00	0.0	0.00	750.00	750.00	100.0
Total Supply Expenses		\$90,916.91	\$0.00	\$(90,916.91)	0.0 %	\$894,247.58	\$1,967,061.00	\$1,072,813.42	54.5 %
<u>Service Expenses</u>									
Audit & Accounting	10640010000	\$24,000.00	\$0.00	\$(24,000.00)	0.0%	\$28,440.00	\$24,000.00	\$(4,440.00)	(18.5)%
Other Prof Services/Admin	10640510000	0.00	0.00	0.00	0.0	540.00	14,600.00	14,060.00	96.3
Other Prof Services/Ops	10640530000	783.30	0.00	(783.30)	0.0	19,103.48	37,951.00	18,847.52	49.7
Other Prof Services/Comm	10640541000	3,525.00	0.00	(3,525.00)	0.0	14,500.00	81,500.00	67,000.00	82.2
Other Prof Services/Facilities	10640543000	280.00	0.00	(280.00)	0.0	32,793.61	39,450.00	6,656.39	16.9
Legal Services - Routine	10641010000	0.00	0.00	0.00	0.0	18,172.44	70,000.00	51,827.56	74.0
Legal Services-Non Routine	10641010600	0.00	0.00	0.00	0.0	0.00	7,500.00	7,500.00	100.0
Mental Health	10641510000	525.00	0.00	(525.00)	0.0	6,300.00	15,900.00	9,600.00	60.4
Employee Health / Exams/Ops	10641530000	208.00	0.00	(208.00)	0.0	40,487.50	64,844.00	24,356.50	37.6
Employee Assistance Program	10642010000	200.00	0.00	(200.00)	0.0	3,757.00	9,200.00	5,443.00	59.2
Dispatch Services/Ops	10642530000	0.00	0.00	0.00	0.0	250,057.18	600,208.00	350,150.82	58.3
Communications	10643041000	7,319.74	0.00	(7,319.74)	0.0	55,078.42	91,700.00	36,621.58	39.9
Postage/Admin	10643510000	(2.00)	0.00	2.00	0.0	1,643.29	5,000.00	3,356.71	67.1
Shipping / Warehouse	10643549000	15.62	0.00	(15.62)	0.0	118.99	1,750.00	1,631.01	93.2
Fire Board Expenses	10644110000	0.00	0.00	0.00	0.0	0.00	500.00	500.00	100.0
Off District Expenses	10644231000	4,125.52	0.00	(4,125.52)	0.0	50,513.67	20,000.00	(30,513.67)	(152.6)
Newspaper Advertising	10647010000	0.00	0.00	0.00	0.0	1,242.71	4,000.00	2,757.29	68.9
Outside Duplication & Printing / Admin	10649010000	85.15	0.00	(85.15)	0.0	85.15	1,750.00	1,664.85	95.1
Outside Dupl & Printing/Prevention	10649020000	211.58	0.00	(211.58)	0.0	635.22	1,400.00	764.78	54.6
Outside Dupl & Printing/Ops	10649030000	0.00	0.00	0.00	0.0	936.48	2,550.00	1,613.52	63.3
Insurance	10650010000	31,385.00	0.00	(31,385.00)	0.0	106,530.00	145,000.00	38,470.00	26.5
Cable TV	10650843000	133.95	0.00	(133.95)	0.0	932.35	1,575.00	642.65	40.8
Electricity - OPS	10651030000	(62.63)	0.00	62.63	0.0	(450.77)	0.00	450.77	0.0
Electric	10651043000	12,364.36	0.00	(12,364.36)	0.0	92,284.85	168,973.00	76,688.15	45.4
Sanitation Charge - Health/Medical Waste	10651230000	0.00	0.00	0.00	0.0	277.73	1,000.00	722.27	72.2
Sanitation	10651243000	823.42	0.00	(823.42)	0.0	4,724.50	9,260.00	4,535.50	49.0

2/12/20
9:10:19 AM

CAFMA-Central Arizona Fire and Medical
Income Statement
(Original Budget to Actual Comparison)
For the period of 1/1/2020 Through 1/31/2020

Fund: (10) General Fund

	Account	Actual	Current Period Budget	Variance	%	Actual	Year To Date Budget	Variance	%
National Gas	10652043000	3,581.66	0.00	(3,581.66)	0.0	8,656.13	22,150.00	13,493.87	60.9
LPG	10653043000	0.00	0.00	0.00	0.0	0.00	32,725.00	32,725.00	100.0
Pest Control	10653543000	390.00	0.00	(390.00)	0.0	2,775.00	5,000.00	2,225.00	44.5
Water/Sewer-OPS	10654030000	0.00	0.00	0.00	0.0	910.00	0.00	(910.00)	0.0
Water/Sewer	10654043000	1,018.91	0.00	(1,018.91)	0.0	13,389.73	20,940.00	7,550.27	36.1
Hydrant Maintenance	10655130000	627.62	0.00	(627.62)	0.0	653.77	3,000.00	2,346.23	78.2
Repair & Maint Equip/Admin	10658010000	0.00	0.00	0.00	0.0	0.00	500.00	500.00	100.0
Outside Repair Equip/ Prevention	10658020000	0.00	0.00	0.00	0.0	0.00	500.00	500.00	100.0
Outside Repair Equip/Ops	10658030000	1,257.33	0.00	(1,257.33)	0.0	14,876.93	20,105.00	5,228.07	26.0
Outside Repair Equip/ CARTA	10658035000	0.00	0.00	0.00	0.0	0.00	2,000.00	2,000.00	100.0
Outside Repair Equip/Fac Maint	10658043000	248.92	0.00	(248.92)	0.0	834.46	2,700.00	1,865.54	69.1
Outside Repair/Veh Maint Equip	10658048000	279.55	0.00	(279.55)	0.0	8,778.98	15,000.00	6,221.02	41.5
EMS Training	10658735000	0.00	0.00	0.00	0.0	0.00	3,110.00	3,110.00	100.0
CYFD Training Center Classes	10658835000	1,432.44	0.00	(1,432.44)	0.0	10,711.62	15,700.00	4,988.38	31.8
Training & Travel/Admin	10659010000	1,975.96	0.00	(1,975.96)	0.0	12,419.29	16,300.00	3,880.71	23.8
Training & Travel/Prevention	10659020000	344.18	0.00	(344.18)	0.0	2,183.34	9,600.00	7,416.66	77.3
Training & Travel/OPS	10659030000	2,248.19	0.00	(2,248.19)	0.0	25,023.76	46,105.00	21,081.24	45.7
Traning & Travel Conference-Honor Guard	10659030540	0.00	0.00	0.00	0.0	0.00	4,000.00	4,000.00	100.0
Training & Travel/CARTA	10659035000	6,400.00	0.00	(6,400.00)	0.0	16,248.74	31,900.00	15,651.26	49.1
Training & Travel/Communications	10659041000	0.00	0.00	0.00	0.0	739.96	6,500.00	5,760.04	88.6
Travel & Training / Fleet Maintenance	10659048000	0.00	0.00	0.00	0.0	2,940.91	4,000.00	1,059.09	26.5
Travel & Training / Warehouse	10659049000	0.00	0.00	0.00	0.0	0.00	750.00	750.00	100.0
Books & Subscriptions / Training Center/	10659135035	0.00	0.00	0.00	0.0	50.00	1,050.00	1,000.00	95.2
ACLS Upgrade	10659335000	16,900.00	0.00	(16,900.00)	0.0	17,150.00	21,930.00	4,780.00	21.8
Awards / Admin	10659510000	0.00	0.00	0.00	0.0	5,779.98	6,200.00	420.02	6.8
Awards / Ops	10659530000	0.00	0.00	0.00	0.0	1,802.70	6,375.00	4,572.30	71.7
College - Upper & Lower Division	10659535000	496.80	0.00	(496.80)	0.0	7,446.40	13,500.00	6,053.60	44.8
Dues / Admin	10660010000	656.00	0.00	(656.00)	0.0	3,142.95	7,635.00	4,492.05	58.8
Dues/Prevention	10660020000	0.00	0.00	0.00	0.0	595.00	1,492.00	897.00	60.1
Dues/Operations	10660030000	0.00	0.00	0.00	0.0	460.00	4,400.00	3,940.00	89.5
Dues/CARTA	10660035000	0.00	0.00	0.00	0.0	0.00	1,635.00	1,635.00	100.0
Dues/Warehouse	10660049000	129.92	0.00	(129.92)	0.0	129.92	50.00	(79.92)	(159.8)
Misc/Admin	10661010000	44.40	0.00	(44.40)	0.0	775.58	2,000.00	1,224.42	61.2
Misc/Prevention	10661020000	0.00	0.00	0.00	0.0	159.41	2,880.00	2,720.59	94.5
Misc/Operations	10661030000	272.84	0.00	(272.84)	0.0	1,355.46	0.00	(1,355.46)	0.0
Misc/Operations - Routine	10661030490	0.00	0.00	0.00	0.0	0.00	2,250.00	2,250.00	100.0
Misc/Operations - Fire Rehab	10661030491	68.85	0.00	(68.85)	0.0	3,767.12	2,250.00	(1,517.12)	(67.4)

2/12/20
9:10:19 AM

CAFMA-Central Arizona Fire and Medical
Income Statement
(Original Budget to Actual Comparison)
For the period of 1/1/2020 Through 1/31/2020

Fund: (10) General Fund

	Account	Actual	Current Period Budget	Variance	%	Actual	Year To Date Budget	Variance	%
Misc/Operations	10661030492	0.00	0.00	0.00	0.0	0.00	550.00	550.00	100.0
Misc/Promotional Testing	10661030494	0.00	0.00	0.00	0.0	200.75	2,000.00	1,799.25	90.0
Misc/Captain Promotional Testing	10661030496	193.70	0.00	(193.70)	0.0	2,652.81	1,200.00	(1,452.81)	(121.1)
Misc/Firefighter Recruitment Supplies	10661030498	64.92	0.00	(64.92)	0.0	64.92	200.00	135.08	67.5
Contract Services / Comm & IT	10663041000	4,803.17	0.00	(4,803.17)	0.0	4,803.17	8,400.00	3,596.83	42.8
Total Service Expenses		\$129,356.37	\$0.00	\$(129,356.37)	0.0 %	\$900,182.59	\$1,768,193.00	\$868,010.41	49.1 %
Capital Expenses									
Capital Outlay/ Facilities	10772043000	\$0.00	\$0.00	\$0.00	0.0%	\$224,035.67	\$267,000.00	\$42,964.33	16.1%
Capital Outlay/ Vehicles/ Admin	10773010000	0.00	0.00	0.00	0.0	0.00	40,000.00	40,000.00	100.0
Capital Outlay/Vehicles/OPS	10773030000	87.83	0.00	(87.83)	0.0	353,423.18	857,918.00	504,494.82	58.8
Capital Outlay/Vehicles-Equip for engine	10773030100	0.00	0.00	0.00	0.0	0.00	15,000.00	15,000.00	100.0
Capital Outlay/ Vehicles/ Fleet Maintena	10773048000	528.18	0.00	(528.18)	0.0	2,910.48	46,320.00	43,409.52	93.7
Capital Outlay/ Equip/ OPS	10774030000	19,978.85	0.00	(19,978.85)	0.0	80,680.43	170,144.00	89,463.57	52.6
Capital Outlay/ Equip/ Fleet Maintenance	10774048000	0.00	0.00	0.00	0.0	0.00	90,000.00	90,000.00	100.0
Capital Outlay - Comm/IT	10775041000	39,362.50	0.00	(39,362.50)	0.0	205,542.36	295,000.00	89,457.64	30.3
Total Capital Expenses		\$59,957.36	\$0.00	\$(59,957.36)	0.0 %	\$866,592.12	\$1,781,382.00	\$914,789.88	51.4 %
Total Expenses		\$1,776,034.54		\$(1,776,034.54)		\$14,718,124.85	\$25,181,793.00	\$10,463,668.15	41.6%
Income (Loss) from Operations		\$(358,666.30)	\$0.00	\$(358,666.30)	0.0%	\$868,565.96	\$(1,136,530.00)	\$2,005,095.96	176.4%
Contingency									
Funded Contingency/Admin	10780010000	\$0.00	\$0.00	\$0.00	0.0%	\$0.00	\$(98,298.00)	\$98,298.00	100.0%
Funded Contingency/Prevention	10780020000	0.00	0.00	0.00	0.0	0.00	(29,846.00)	29,846.00	100.0
Funded Contingency/OPS	10780030000	0.00	0.00	0.00	0.0	0.00	(846,241.00)	846,241.00	100.0
Funded Contingency/Training	10780035000	0.00	0.00	0.00	0.0	0.00	(25,661.00)	25,661.00	100.0
Funded Contingency/Tech Serv	10780041000	0.00	0.00	0.00	0.0	0.00	(54,453.00)	54,453.00	100.0
Funded Contingency/Facilities	10780043000	0.00	0.00	0.00	0.0	0.00	(34,962.00)	34,962.00	100.0
Funded Contingency/Fleet Main	10780048000	0.00	0.00	0.00	0.0	0.00	(57,116.00)	57,116.00	100.0
Funded Contingency/Warehouse	10780049000	0.00	0.00	0.00	0.0	0.00	(23,443.00)	23,443.00	100.0
Total Contingency		\$0.00	\$0.00	\$0.00	0.0 %	\$0.00	\$(1,170,020.00)	\$1,170,020.00	100.0 %
Net Income (Loss)		\$(358,666.30)	\$0.00	\$(358,666.30)	0.0%	\$868,565.96	\$(2,306,550.00)	\$3,175,115.96	137.7%

2/12/20
9:11:44 AM

CAFMA-Central Arizona Fire and Medical

Balance Sheet
As of 1/31/2020

Assets

Current Assets

Cash with Yavapai County	\$9,326,436.13	
Capital Reserve Fund	5,125,881.56	
Accounts Receivable	14,845.25	
Misc. Receivables	(26.32)	
Retiree/Insurance Receivable	(1,023.28)	
Due from other govts	328,247.38	
Total Current Assets		\$14,794,360.72

Total Assets

\$14,794,360.72

Liabilities and Net Assets

Current Liabilities

Accounts Payable	\$222,675.21	
Accrued Payroll Expenses	1,056,406.87	
Credit Card Payable	(37,170.98)	
Medical Insurance Withheld	15,097.00	
Dental Insurance Withheld	1,377.00	
Vision Insurance Withheld	1,145.62	
HSA Withheld	135.00	
Supplemental Insurance Withheld	2,326.50	
Total Current Liabilities		\$1,261,992.22

Total Liabilities

\$1,261,992.22

Net Assets

Fund Balance	\$12,663,802.54	
Current Year Net Assets	868,565.96	
Total Net Assets		13,532,368.50
Total Liabilities and Net Assets		<u>\$14,794,360.72</u>

CAFMA-Central Arizona Fire and Medical
GL Account Ledger - Detail By Period
1/1/2020 through 1/31/2020

Batch	Journal	Entry #	Date	Job	Document	Description	Debits	Credits	Balance
10.1100.0.0.000			CASH WITH YAVAPAI COUNTY						\$9,688,359.70
1053	CR	750173	01/09/20		1/9/20	METIVA, BRUCE -	76.52	-	9,688,436.22
1051	CR	750125	01/09/20		1045	Shaw, RaeDel -	235.38	-	9,688,671.60
1051	CR	750131	01/09/20		1101027404	ELOY FIRE DISTRICT -	3,346.21	-	9,692,017.81
1051	CR	750127	01/09/20		11119	McRoberts, Steven & Elizabeth -	80.75	-	9,692,098.56
1051	CR	750128	01/09/20		122179	MOLINA, ROBERT -	343.94	-	9,692,442.50
1052	CR	750160	01/09/20		13461	PLANS REVIEW -	182.00	-	9,692,624.50
1052	CR	750161	01/09/20		13462	PLANS REVIEW -	943.98	-	9,693,568.48
1053	CR	750174	01/09/20		1812	CAMACHO, ALBERT -	400.10	-	9,693,968.58
1053	CR	750183	01/09/20		210579	CAMACHO, ALBERT -	260.00	-	9,694,228.58
1053	CR	750184	01/09/20		210579	COLE, BRIAN -	80.58	-	9,694,309.16
1053	CR	750185	01/09/20		210579	COOK, CHARLES -	80.58	-	9,694,389.74
1053	CR	750186	01/09/20		210579	CORDES, GARY -	260.00	-	9,694,649.74
1053	CR	750187	01/09/20		210579	CURTIS, DAVID -	150.00	-	9,694,799.74
1053	CR	750188	01/09/20		210579	DALE, JACK -	80.58	-	9,694,880.32
1053	CR	750189	01/09/20		210579	DIBBLE, STEVE -	80.58	-	9,694,960.90
1053	CR	750190	01/09/20		210579	EMERY, STEPHEN -	150.00	-	9,695,110.90
1053	CR	750191	01/09/20		210579	HARRIS, ALLEN -	80.58	-	9,695,191.48
1053	CR	750192	01/09/20		210579	INGRAO, JACK -	80.58	-	9,695,272.06
1053	CR	750193	01/09/20		210579	JOHNSON, DAVID L -	260.00	-	9,695,532.06
1053	CR	750194	01/09/20		210579	KELLEY, JOE -	39.78	-	9,695,571.84
1053	CR	750195	01/09/20		210579	LOPEZ, RODNEY -	80.58	-	9,695,652.42
1053	CR	750196	01/09/20		210579	MCCONNELL, DAVE -	103.02	-	9,695,755.44
1053	CR	750197	01/09/20		210579	MOORE, SCOTT -	80.58	-	9,695,836.02
1053	CR	750198	01/09/20		210579	NESS, DANIEL -	150.00	-	9,695,986.02
1053	CR	750199	01/09/20		210579	PARRISH, MICHAEL -	39.78	-	9,696,025.80
1053	CR	750200	01/09/20		210579	Reyes, Charlie -	80.58	-	9,696,106.38
1053	CR	750201	01/09/20		210579	ROBISON, MICHAEL J. -	80.58	-	9,696,186.96
1053	CR	750202	01/09/20		210579	RORICK, NORM -	150.00	-	9,696,336.96
1053	CR	750203	01/09/20		210579	Valadez, Armando -	260.00	-	9,696,596.96
1053	CR	750204	01/09/20		210579	VANATTA, DAVIN -	260.00	-	9,696,856.96
1053	CR	750205	01/09/20		210579	WILHARM, BRIAN -	260.00	-	9,697,116.96
1053	CR	750181	01/09/20		210593	Mills, Brett -	260.00	-	9,697,376.96
1053	CR	750182	01/09/20		210593	MCKINNON, ALEX -	260.00	-	9,697,636.96
1053	CR	750175	01/09/20		2226	CURTIS, DAVID -	561.53	-	9,698,198.49
1052	CR	750162	01/09/20		226	PLANS REVIEW -	138.00	-	9,698,336.49
1051	CR	750126	01/09/20		2562544396	TAYLOR SHERI -	254.35	-	9,698,590.84
1053	CR	750179	01/09/20		39746580	BUCKEYE VALLEY FIRE DISTRICT -	245.13	-	9,698,835.97
1052	CR	750159	01/09/20		40018	PLANS REVIEW -	425.00	-	9,699,260.97
1053	CR	750177	01/09/20		47782832	SANCHEZ, MICHAEL -	156.23	-	9,699,417.20
1053	CR	750180	01/09/20		508454	TRAINING CLASSES -	250.00	-	9,699,667.20
1051	CR	750133	01/09/20		508579	CITY OF PRESCOTT FIRE DEPT. -	1,160.00	-	9,700,827.20
1052	CR	750158	01/09/20		5719	7710 Insurance Company -	1,399.02	-	9,702,226.22
1051	CR	750130	01/09/20		651263054	WILHARM, BRIAN -	573.50	-	9,702,799.72
1051	CR	750129	01/09/20		651425037	WAGNER, ADAM -	144.94	-	9,702,944.66
1051	CR	750132	01/09/20		706100908	VERDE VALLEY FIRE DISTRICT -	352.16	-	9,703,296.82

CAFMA-Central Arizona Fire and Medical
GL Account Ledger - Detail By Period
1/1/2020 through 1/31/2020

Batch	Journal	Entry #	Date	Job	Document	Description	Debits	Credits	Balance
10.1100.0.0.000			CASH WITH YAVAPAI COUNTY (CONTINUED)						
1053	CR	750176	01/09/20		709	PACHECO, RUBY -	\$60.59	\$-	\$9,703,357.41
1053	CR	750178	01/09/20		756720918	COPPER CANYON FIRE & MEDICAL -	3,258.16	-	9,706,615.57
1052	CR	750157	01/09/20		8388	O'Mara, Roberta -	100.77	-	9,706,716.34
1052	CR	750163	01/09/20		900	ROBINSON, RANDY -	119.92	-	9,706,836.26
1052	CR	750155	01/09/20		CASH	CPR CLASS -	5.00	-	9,706,841.26
1052	CR	750156	01/09/20		CASH	CPR CLASS -	150.00	-	9,706,991.26
1055	CD	758313	01/13/20		14JAN2020-DIR-DEF	Chase Bank - PR - DIRECT DEPOSIT PPE 1-4-20	298,421.17	-	10,005,412.43
1055	CD	758162	01/13/20		756738434	American Express, Inc. - Cash Disbursement AMEEXP	-	3,592.85	10,001,819.58
1055	CD	758693	01/13/20		756738434	American Express, Inc. - Void Check AMEEXP	3,592.85	-	10,005,412.43
1055	CD	758187	01/13/20		756738436	American Fence Co, Inc - Cash Disbursement AMFECO	-	272.84	10,005,139.59
1055	CD	758189	01/13/20		756738437	APS - Cash Disbursement APS	-	2,609.99	10,002,529.60
1055	CD	758204	01/13/20		756738438	Arizona PPE Recon, Inc. - Cash Disbursement ARPPER	-	550.00	10,001,979.60
1055	CD	758207	01/13/20		756738439	Berry, Robby Dale - Cash Disbursement BEEROB	-	6,400.00	9,995,579.60
1055	CD	758209	01/13/20		756738440	Benchmark Insurance Co. - Cash Disbursement BENINS	-	112,409.00	9,883,170.60
1055	CD	758211	01/13/20		756738441	Bennett Oil - Cash Disbursement BENOIL	-	1,901.36	9,881,269.24
1055	CD	758215	01/13/20		756738442	Best Pick Disposal, Inc - Cash Disbursement BEPIDI	-	625.42	9,880,643.82
1055	CD	758224	01/13/20		756738443	Bound Tree Medical LLC - Cash Disbursement BOTRME	-	10,770.16	9,869,873.66
1055	CD	758267	01/13/20		756738446	B & W Fire Security Systems - Cash Disbursement BWFISE	-	220.00	9,869,653.66
1055	CD	758270	01/13/20		756738447	Cable One Business - Cash Disbursement CABONE	-	112.36	9,869,541.30
1055	CD	758275	01/13/20		756738448	CenturyLink - Cash Disbursement CENLIN	-	727.11	9,868,814.19
1055	CD	758294	01/13/20		756738450	CenturyLink - Cash Disbursement CENLIN	-	18.58	9,868,795.61
1055	CD	758298	01/13/20		756738451	Chase Bank - Cash Disbursement CHASE	-	958.07	9,867,837.54
1055	CD	758312	01/13/20		756738452	Chase Bank - Cash Disbursement CHASE	-	643,431.28	9,224,406.26
1055	CD	758340	01/13/20		756738454	Chino Heating & Cooling, Inc - Cash Disbursement CHHECO	-	1,142.82	9,223,263.44
1055	CD	758342	01/13/20		756738455	Chino Glass, Inc. - Cash Disbursement CHIGLA	-	390.82	9,222,872.62
1055	CD	758345	01/13/20		756738456	Gary Crisenbery - Cash Disbursement CRIGAR	-	1,875.00	9,220,997.62
1055	CD	758347	01/13/20		756738457	Curtis Tools for Heroes - Cash Disbursement CUTOHE	-	936.51	9,220,061.11
1055	CD	758355	01/13/20		756738458	Daniel's Tuxedo & Tailor - Cash Disbursement DANMEN	-	43.00	9,220,018.11
1055	CD	758359	01/13/20		756738459	DES - Unemployment Tax - Cash Disbursement DEECSE	-	895.16	9,219,122.95
1055	CD	758361	01/13/20		756738460	DELL MARKETING L.P. - Cash Disbursement DELL	-	4,063.27	9,215,059.68
1055	CD	758364	01/13/20		756738461	Dish Network - Cash Disbursement DISNET	-	118.05	9,214,941.63
1055	CD	758367	01/13/20		756738462	FEDEX - Cash Disbursement FEDEXP	-	15.62	9,214,926.01
1055	CD	758369	01/13/20		756738463	Galpin Ford, Inc. - Cash Disbursement GALFOR	-	3,961.17	9,210,964.84
1055	CD	758376	01/13/20		756738464	Michael M. Golightly & Assoc. - Cash Disbursement GOLMIC	-	4,771.06	9,206,193.78
1055	CD	758381	01/13/20		756738465	W.W. Grainger, Inc. - Cash Disbursement GRAING	-	75.72	9,206,118.06
1055	CD	758384	01/13/20		756738466	Henry & Horne, LLP - Cash Disbursement HENHOR	-	24,000.00	9,182,118.06
1055	CD	758386	01/13/20		756738467	Immix Technology, Inc. - Cash Disbursement IMMTEC	-	537.50	9,181,580.56
1055	CD	758388	01/13/20		756738468	INDUSTRIAL RECYCLING SOLUTIONS - Cash Disbursement INRESO	-	291.72	9,181,288.84
1055	CD	758392	01/13/20		756738469	Interstate Batteries - Cash Disbursement INTBAT	-	434.92	9,180,853.92

CAFMA-Central Arizona Fire and Medical
GL Account Ledger - Detail By Period
1/1/2020 through 1/31/2020

Batch	Journal	Entry #	Date	Job	Document	Description	Debits	Credits	Balance
10.1100.0.0.000			CASH WITH YAVAPAI COUNTY (CONTINUED)						
1055	CD	758395	01/13/20		756738470	DAVID L. JOHNSON - Cash Disbursement JOHDAV	\$-	\$260.00	\$9,180,593.92
1055	CD	758397	01/13/20		756738471	KAIROS Health Arizona, Inc. - Cash Disbursement KAIROS	-	137,055.98	9,043,537.94
1055	CD	758412	01/13/20		756738472	Light House of Arizona - Cash Disbursement LIHOAR	-	243.84	9,043,294.10
1055	CD	758428	01/13/20		756738473	Manzanita Landscaping, Inc. - Cash Disbursement MANLAN	-	498.00	9,042,796.10
1055	CD	758430	01/13/20		756738474	Matheson Tri-Gas, Inc. - Cash Disbursement MATTRI	-	786.74	9,042,009.36
1055	CD	758452	01/13/20		756738476	Municipal Emergency Svcs Inc - Cash Disbursement MES	-	430.33	9,041,579.03
1055	CD	758468	01/13/20		756738477	Motorola Solutions, Inc - Cash Disbursement MOTSOL	-	5,186.77	9,036,392.26
1055	CD	758478	01/13/20		756738478	NAPA Auto Parts - Cash Disbursement NAAUPA	-	1,787.74	9,034,604.52
1055	CD	758569	01/13/20		756738484	O'Reilly Auto Parts - Cash Disbursement ORAUPA	-	17.61	9,034,586.91
1055	CD	758572	01/13/20		756738485	Prescott Lock & Safe - Cash Disbursement PRLOSA	-	6.55	9,034,580.36
1055	CD	758575	01/13/20		756738486	Public Safety Crisis Solutions - Cash Disbursement PUSACR	-	175.00	9,034,405.36
1055	CD	758577	01/13/20		756738487	Prescott Valley Ace Hardware - Cash Disbursement PVACHA	-	2,178.29	9,032,227.07
1055	CD	758622	01/13/20		756738490	Rosenbauer Motors, LLC - Cash Disbursement ROSMOT	-	856.15	9,031,370.92
1055	CD	758626	01/13/20		756738491	SCENT FROM ABOVE COMPANY LLC - Cash Disbursement SCFRAB	-	280.00	9,031,090.92
1055	CD	758629	01/13/20		756738492	Staples Contract & Commmerc.Inc - Cash Disbursement STACOM	-	1,612.83	9,029,478.09
1055	CD	758649	01/13/20		756738494	Stryker Sales Corporation - Cash Disbursement STSACO	-	1,257.33	9,028,220.76
1055	CD	758651	01/13/20		756738495	Sunstate Equipment Co - Cash Disbursement SUNEQU	-	3,258.47	9,024,962.29
1055	CD	758661	01/13/20		756738496	Town of Prescott Valley - Cash Disbursement TOPRVA	-	124.22	9,024,838.07
1055	CD	758666	01/13/20		756738497	Unisource Energy Services - Cash Disbursement UNENSE	-	1,757.22	9,023,080.85
1055	CD	758673	01/13/20		756738498	United Rentals (North America) - Cash Disbursement UNIREN	-	24.44	9,023,056.41
1055	CD	758677	01/13/20		756738499	Vern Lewis Welding Supply Inc - Cash Disbursement VELEWE	-	8.46	9,023,047.95
1055	CD	758680	01/13/20		756738500	Verizon Wireless - Cash Disbursement VERWIR	-	3,607.19	9,019,440.76
1055	CD	758683	01/13/20		756738501	Yavapai Fleet Yavapai Machine - Cash Disbursement YAFLIN	-	18.58	9,019,422.18
1055	CD	758686	01/13/20		756738502	Yavapai Mechanical Plumbing - Cash Disbursement YAMEPL	-	1,682.29	9,017,739.89
1055	CD	758690	01/13/20		756738503	Zebrascares LLC - Cash Disbursement ZEBRAS	-	290.00	9,017,449.89
1055	CD	758718	01/13/20		756738504	American Express, Inc. - Cash Disbursement AMEEXP	-	3,592.85	9,013,857.04
1054	PR	754152	01/14/20		13876	Abel, Todd D. - Payroll Bi-Weekly-Direct Deposit 1/14/2020	-	3,025.28	9,010,831.76
1054	PR	754182	01/14/20		13877	Apolinar, Johnathan R. - Payroll Bi-Weekly-Direct Deposit 1/14/2020	-	2,008.59	9,008,823.17
1054	PR	754208	01/14/20		13878	Baker, Mark A. - Payroll Bi-Weekly-Direct Deposit 1/14/2020	-	2,219.72	9,006,603.45
1054	PR	754231	01/14/20		13879	Balsitis, Carolyn B. - Payroll Bi-Weekly-Direct Deposit 1/14/2020	-	870.61	9,005,732.84

CAFMA-Central Arizona Fire and Medical
GL Account Ledger - Detail By Period
1/1/2020 through 1/31/2020

Batch	Journal	Entry #	Date	Job	Document	Description	Debits	Credits	Balance
10.1100.0.0.000			CASH WITH YAVAPAI COUNTY (CONTINUED)						
1054	PR	754256	01/14/20		13880	Barnum, Josh M. - Payroll Bi-Weekly-Direct Deposit 1/14/2020	\$-	\$2,117.61	\$9,003,615.23
1054	PR	754286	01/14/20		13881	Basurto-Cancino, Leobardo - Payroll Bi-Weekly-Direct Deposit 1/14/2020	-	1,709.12	9,001,906.11
1054	PR	754308	01/14/20		13882	Beck, David W. - Payroll Bi-Weekly-Direct Deposit 1/14/2020	-	2,027.32	8,999,878.79
1054	PR	754327	01/14/20		13883	Bliss, Scott D. - Payroll Bi-Weekly-Direct Deposit 1/14/2020	-	2,889.30	8,996,989.49
1054	PR	754350	01/14/20		13884	Blum, Rodney A. - Payroll Bi-Weekly-Direct Deposit 1/14/2020	-	1,902.11	8,995,087.38
1054	PR	754377	01/14/20		13885	Brookins, Patricia M. - Payroll Bi-Weekly-Direct Deposit 1/14/2020	-	2,245.18	8,992,842.20
1054	PR	754402	01/14/20		13886	Brown, Dennis F. - Payroll Bi-Weekly-Direct Deposit 1/14/2020	-	2,108.13	8,990,734.07
1054	PR	754429	01/14/20		13887	Brunk, Jacob A. - Payroll Bi-Weekly-Direct Deposit 1/14/2020	-	1,921.65	8,988,812.42
1054	PR	754456	01/14/20		13888	Buchanan, Ben D. - Payroll Bi-Weekly-Direct Deposit 1/14/2020	-	2,906.64	8,985,905.78
1054	PR	754480	01/14/20		13889	Bulters, Scott D. - Payroll Bi-Weekly-Direct Deposit 1/14/2020	-	2,189.19	8,983,716.59
1054	PR	754506	01/14/20		13890	Buntin, Darrell R. - Payroll Bi-Weekly-Direct Deposit 1/14/2020	-	1,998.62	8,981,717.97
1054	PR	754532	01/14/20		13891	Burch, Brian J. - Payroll Bi-Weekly-Direct Deposit 1/14/2020	-	2,665.91	8,979,052.06
1054	PR	754554	01/14/20		13892	Burch, Bryten J. - Payroll Bi-Weekly-Direct Deposit 1/14/2020	-	1,142.86	8,977,909.20
1054	PR	754584	01/14/20		13893	Burch, Caden C. - Payroll Bi-Weekly-Direct Deposit 1/14/2020	-	1,763.41	8,976,145.79
1054	PR	754608	01/14/20		13894	Burch, Kylee C. - Payroll Bi-Weekly-Direct Deposit 1/14/2020	-	759.13	8,975,386.66
1054	PR	754633	01/14/20		13895	Bushman, James V. - Payroll Bi-Weekly-Direct Deposit 1/14/2020	-	3,137.83	8,972,248.83
1054	PR	754659	01/14/20		13896	Butler, Jason - Payroll Bi-Weekly-Direct Deposit 1/14/2020	-	1,876.86	8,970,371.97
1054	PR	754681	01/14/20		13897	Butler, Karen S. - Payroll Bi-Weekly-Direct Deposit 1/14/2020	-	1,409.54	8,968,962.43
1054	PR	754712	01/14/20		13898	Butterfield, Jesse D. - Payroll Bi-Weekly-Direct Deposit 1/14/2020	-	1,308.33	8,967,654.10
1054	PR	754737	01/14/20		13899	Carothers, Robert C. - Payroll Bi-Weekly-Direct Deposit 1/14/2020	-	3,363.34	8,964,290.76
1054	PR	754758	01/14/20		13900	Chase, Rick D. - Payroll Bi-Weekly-Direct Deposit 1/14/2020	-	3,304.83	8,960,985.93
1054	PR	754785	01/14/20		13901	Copenhaver, Douglas J. - Payroll Bi-Weekly-Direct Deposit 1/14/2020	-	1,916.23	8,959,069.70
1054	PR	754809	01/14/20		13902	Cox, Phillip C. - Payroll Bi-Weekly-Direct Deposit 1/14/2020	-	2,306.84	8,956,762.86
1054	PR	754834	01/14/20		13903	Croft, Adam J. - Payroll Bi-Weekly-Direct Deposit 1/14/2020	-	1,664.08	8,955,098.78
1054	PR	754858	01/14/20		13904	Crossman, Eric L. - Payroll Bi-Weekly-Direct Deposit 1/14/2020	-	1,802.56	8,953,296.22

CAFMA-Central Arizona Fire and Medical
GL Account Ledger - Detail By Period
1/1/2020 through 1/31/2020

Batch	Journal	Entry #	Date	Job	Document	Description	Debits	Credits	Balance
10.1100.0.0.000			CASH WITH YAVAPAI COUNTY (CONTINUED)						
1054	PR	754885	01/14/20		13905	Cruz, Steven R. - Payroll Bi-Weekly-Direct Deposit 1/14/2020	\$-	\$1,954.43	\$8,951,341.79
1054	PR	754911	01/14/20		13906	Cunningham, Cody A. - Payroll Bi-Weekly-Direct Deposit 1/14/2020	-	1,846.59	8,949,495.20
1054	PR	754936	01/14/20		13907	Curry, Robert C. - Payroll Bi-Weekly-Direct Deposit 1/14/2020	-	2,346.35	8,947,148.85
1054	PR	754963	01/14/20		13908	Davidson, Glenn T. - Payroll Bi-Weekly-Direct Deposit 1/14/2020	-	2,425.43	8,944,723.42
1054	PR	754989	01/14/20		13909	Davis, Bradley M. - Payroll Bi-Weekly-Direct Deposit 1/14/2020	-	3,508.61	8,941,214.81
1054	PR	755012	01/14/20		13910	DeJoria, Dana E. - Payroll Bi-Weekly-Direct Deposit 1/14/2020	-	1,005.52	8,940,209.29
1054	PR	755038	01/14/20		13911	Deering, Andrew L. - Payroll Bi-Weekly-Direct Deposit 1/14/2020	-	754.44	8,939,454.85
1054	PR	755064	01/14/20		13912	Dibble, Gordon L. - Payroll Bi-Weekly-Direct Deposit 1/14/2020	-	1,817.50	8,937,637.35
1054	PR	755091	01/14/20		13913	Dixon, Susanne M. - Payroll Bi-Weekly-Direct Deposit 1/14/2020	-	2,305.41	8,935,331.94
1054	PR	755118	01/14/20		13914	Douglas, Ren W. - Payroll Bi-Weekly-Direct Deposit 1/14/2020	-	2,030.27	8,933,301.67
1054	PR	755141	01/14/20		13915	Dowdy, Charles E. - Payroll Bi-Weekly-Direct Deposit 1/14/2020	-	1,630.01	8,931,671.66
1054	PR	755166	01/14/20		13916	DuCharme, Zachary J. - Payroll Bi-Weekly-Direct Deposit 1/14/2020	-	1,511.07	8,930,160.59
1054	PR	755194	01/14/20		13917	Duplessis, Robert A. - Payroll Bi-Weekly-Direct Deposit 1/14/2020	-	2,620.39	8,927,540.20
1054	PR	755223	01/14/20		13918	Eckle, Kellan J. - Payroll Bi-Weekly-Direct Deposit 1/14/2020	-	1,531.80	8,926,008.40
1054	PR	755247	01/14/20		13919	Edwards, David S. - Payroll Bi-Weekly-Direct Deposit 1/14/2020	-	2,327.17	8,923,681.23
1054	PR	755269	01/14/20		13920	Feddema, John J. - Payroll Bi-Weekly-Direct Deposit 1/14/2020	-	2,671.11	8,921,010.12
1054	PR	755300	01/14/20		13921	Ferris, Ryan M. - Payroll Bi-Weekly-Direct Deposit 1/14/2020	-	2,167.13	8,918,842.99
1054	PR	755326	01/14/20		13922	Fields, Brody J. - Payroll Bi-Weekly-Direct Deposit 1/14/2020	-	2,359.66	8,916,483.33
1054	PR	755351	01/14/20		13923	Fields, Zachary E. - Payroll Bi-Weekly-Direct Deposit 1/14/2020	-	2,212.47	8,914,270.86
1054	PR	755381	01/14/20		13924	Fournier, Nick T. - Payroll Bi-Weekly-Direct Deposit 1/14/2020	-	2,038.74	8,912,232.12
1054	PR	755404	01/14/20		13925	Frawley, Teresa A. - Payroll Bi-Weekly-Direct Deposit 1/14/2020	-	1,045.29	8,911,186.83
1054	PR	755427	01/14/20		13926	Frazier, Antonio - Payroll Bi-Weekly-Direct Deposit 1/14/2020	-	2,207.21	8,908,979.62
1054	PR	755450	01/14/20		13927	Freeman, Michael - Payroll Bi-Weekly-Direct Deposit 1/14/2020	-	1,555.12	8,907,424.50
1054	PR	755476	01/14/20		13928	Freitag, Scott A. - Payroll Bi-Weekly-Direct Deposit 1/14/2020	-	3,905.58	8,903,518.92
1054	PR	755501	01/14/20		13929	Gallman, Timothy B. - Payroll Bi-Weekly-Direct Deposit 1/14/2020	-	1,468.52	8,902,050.40

CAFMA-Central Arizona Fire and Medical
GL Account Ledger - Detail By Period
1/1/2020 through 1/31/2020

Batch	Journal	Entry #	Date	Job	Document	Description	Debits	Credits	Balance
10.1100.0.0.000			CASH WITH YAVAPAI COUNTY (CONTINUED)						
1054	PR	755527	01/14/20		13930	Gillihan, Jim W. - Payroll Bi-Weekly-Direct Deposit 1/14/2020	\$-	\$1,459.53	\$8,900,590.87
1054	PR	755555	01/14/20		13931	Ginn, James E. - Payroll Bi-Weekly-Direct Deposit 1/14/2020	-	2,022.13	8,898,568.74
1054	PR	755579	01/14/20		13932	Gnagey, Daniel W. - Payroll Bi-Weekly-Direct Deposit 1/14/2020	-	1,544.33	8,897,024.41
1054	PR	755602	01/14/20		13933	Goodman, Laurie K. - Payroll Bi-Weekly-Direct Deposit 1/14/2020	-	972.30	8,896,052.11
1054	PR	755633	01/14/20		13934	Gray, JT A. - Payroll Bi-Weekly-Direct Deposit 1/14/2020	-	1,299.05	8,894,753.06
1054	PR	755660	01/14/20		13935	Grossman, Lucas J. - Payroll Bi-Weekly-Direct Deposit 1/14/2020	-	1,510.12	8,893,242.94
1054	PR	755690	01/14/20		13936	Guzzo, Nicholas R. - Payroll Bi-Weekly-Direct Deposit 1/14/2020	-	1,437.44	8,891,805.50
1054	PR	755720	01/14/20		13937	Hall, Jace R. - Payroll Bi-Weekly-Direct Deposit 1/14/2020	-	1,456.75	8,890,348.75
1054	PR	755749	01/14/20		13938	Harper, Leslie R. - Payroll Bi-Weekly-Direct Deposit 1/14/2020	-	1,567.32	8,888,781.43
1054	PR	755776	01/14/20		13939	Hlavacek, Evan - Payroll Bi-Weekly-Direct Deposit 1/14/2020	-	2,082.83	8,886,698.60
1054	PR	755802	01/14/20		13940	Horstman, Stephen W. - Payroll Bi-Weekly-Direct Deposit 1/14/2020	-	2,204.86	8,884,493.74
1054	PR	755825	01/14/20		13941	Hoyt, Jessica M. - Payroll Bi-Weekly-Direct Deposit 1/14/2020	-	931.13	8,883,562.61
1054	PR	755850	01/14/20		13942	Huddleston, Michael B. - Payroll Bi-Weekly-Direct Deposit 1/14/2020	-	2,425.49	8,881,137.12
1054	PR	755881	01/14/20		13943	Hutchison, Ethan K. - Payroll Bi-Weekly-Direct Deposit 1/14/2020	-	1,606.87	8,879,530.25
1054	PR	755902	01/14/20		13944	Ingrao, Jory - Payroll Bi-Weekly-Direct Deposit 1/14/2020	-	2,212.52	8,877,317.73
1054	PR	755931	01/14/20		13945	Jacobson, Terrence L. - Payroll Bi-Weekly-Direct Deposit 1/14/2020	-	2,203.51	8,875,114.22
1054	PR	755956	01/14/20		13946	Jimenez, Valentin - Payroll Bi-Weekly-Direct Deposit 1/14/2020	-	880.68	8,874,233.54
1054	PR	755986	01/14/20		13947	Jones, Shaun D. - Payroll Bi-Weekly-Direct Deposit 1/14/2020	-	1,574.18	8,872,659.36
1054	PR	756015	01/14/20		13948	King, Jeremiah D. - Payroll Bi-Weekly-Direct Deposit 1/14/2020	-	2,465.25	8,870,194.11
1054	PR	756043	01/14/20		13949	Kirk, Jaron J. - Payroll Bi-Weekly-Direct Deposit 1/14/2020	-	1,885.11	8,868,309.00
1054	PR	756064	01/14/20		13950	Kohler, Travis W. - Payroll Bi-Weekly-Direct Deposit 1/14/2020	-	1,964.60	8,866,344.40
1054	PR	756089	01/14/20		13951	Kontz, Michael V. - Payroll Bi-Weekly-Direct Deposit 1/14/2020	-	3,015.39	8,863,329.01
1054	PR	756115	01/14/20		13952	Kuykendall, Jeffery W. - Payroll Bi-Weekly-Direct Deposit 1/14/2020	-	2,985.29	8,860,343.72
1054	PR	756137	01/14/20		13953	Lambrecht, Marci J. - Payroll Bi-Weekly-Direct Deposit 1/14/2020	-	1,109.60	8,859,234.12
1054	PR	756161	01/14/20		13954	Legge, David B. - Payroll Bi-Weekly-Direct Deposit 1/14/2020	-	2,293.14	8,856,940.98

CAFMA-Central Arizona Fire and Medical
GL Account Ledger - Detail By Period
1/1/2020 through 1/31/2020

Batch	Journal	Entry #	Date	Job	Document	Description	Debits	Credits	Balance
10.1100.0.0.000			CASH WITH YAVAPAI COUNTY (CONTINUED)						
1054	PR	756188	01/14/20		13955	Litchfield, Ronald K. - Payroll Bi-Weekly-Direct Deposit 1/14/2020	\$-	\$1,715.92	\$8,855,225.06
1054	PR	756213	01/14/20		13956	Lopeman, Keith A. - Payroll Bi-Weekly-Direct Deposit 1/14/2020	-	2,706.74	8,852,518.32
1054	PR	756241	01/14/20		13957	Lynch, Peter J. - Payroll Bi-Weekly-Direct Deposit 1/14/2020	-	1,594.35	8,850,923.97
1054	PR	756269	01/14/20		13958	Lys, Damian P. - Payroll Bi-Weekly-Direct Deposit 1/14/2020	-	2,523.32	8,848,400.65
1054	PR	756297	01/14/20		13959	Mauldin, Mark E. - Payroll Bi-Weekly-Direct Deposit 1/14/2020	-	2,732.55	8,845,668.10
1054	PR	756320	01/14/20		13960	Mayhall, Mathew T. - Payroll Bi-Weekly-Direct Deposit 1/14/2020	-	2,535.62	8,843,132.48
1054	PR	756341	01/14/20		13961	Mazon, Joshua M. - Payroll Bi-Weekly-Direct Deposit 1/14/2020	-	1,922.77	8,841,209.71
1054	PR	756369	01/14/20		13962	Mazzella, Marc A. - Payroll Bi-Weekly-Direct Deposit 1/14/2020	-	1,837.36	8,839,372.35
1054	PR	756395	01/14/20		13963	McCarty, Daniel L. - Payroll Bi-Weekly-Direct Deposit 1/14/2020	-	1,714.75	8,837,657.60
1054	PR	756424	01/14/20		13964	McFadden, Matthew C. - Payroll Bi-Weekly-Direct Deposit 1/14/2020	-	1,489.07	8,836,168.53
1054	PR	756454	01/14/20		13965	McFadden, Michael J. - Payroll Bi-Weekly-Direct Deposit 1/14/2020	-	1,787.45	8,834,381.08
1054	PR	756481	01/14/20		13966	McGuire, Thaddeus J. - Payroll Bi-Weekly-Direct Deposit 1/14/2020	-	1,502.72	8,832,878.36
1054	PR	756503	01/14/20		13967	McIntire, Jacob V. - Payroll Bi-Weekly-Direct Deposit 1/14/2020	-	1,302.48	8,831,575.88
1054	PR	756515	01/14/20		13968	McKinnon Jr., Alexander D. - Payroll Bi-Weekly-Direct Deposit 1/14/2020	-	755.07	8,830,820.81
1054	PR	756542	01/14/20		13969	Merrill, Eric R. - Payroll Bi-Weekly-Direct Deposit 1/14/2020	-	2,812.97	8,828,007.84
1054	PR	756567	01/14/20		13970	Mills, Brett S. - Payroll Bi-Weekly-Direct Deposit 1/14/2020	-	790.23	8,827,217.61
1054	PR	756591	01/14/20		13971	Moore, Aaron J. - Payroll Bi-Weekly-Direct Deposit 1/14/2020	-	1,738.94	8,825,478.67
1054	PR	756621	01/14/20		13972	Muniz JR, Thomas E. - Payroll Bi-Weekly-Direct Deposit 1/14/2020	-	1,611.26	8,823,867.41
1054	PR	756649	01/14/20		13973	Nelson, Michael J. - Payroll Bi-Weekly-Direct Deposit 1/14/2020	-	1,724.17	8,822,143.24
1054	PR	756676	01/14/20		13974	Niemynski, Doug T. - Payroll Bi-Weekly-Direct Deposit 1/14/2020	-	2,416.61	8,819,726.63
1054	PR	756706	01/14/20		13975	Nolan, Jason K. - Payroll Bi-Weekly-Direct Deposit 1/14/2020	-	1,990.07	8,817,736.56
1054	PR	756736	01/14/20		13976	Olson, Rick C. - Payroll Bi-Weekly-Direct Deposit 1/14/2020	-	2,388.42	8,815,348.14
1054	PR	756759	01/14/20		13977	Overmyer, Titus C. - Payroll Bi-Weekly-Direct Deposit 1/14/2020	-	1,317.57	8,814,030.57
1054	PR	756781	01/14/20		13978	Parra, Dustin A. - Payroll Bi-Weekly-Direct Deposit 1/14/2020	-	2,232.56	8,811,798.01
1054	PR	756809	01/14/20		13979	Parra, Payton S. - Payroll Bi-Weekly-Direct Deposit 1/14/2020	-	1,408.14	8,810,389.87

CAFMA-Central Arizona Fire and Medical
GL Account Ledger - Detail By Period
1/1/2020 through 1/31/2020

Batch	Journal	Entry #	Date	Job	Document	Description	Debits	Credits	Balance
10.1100.0.0.000			CASH WITH YAVAPAI COUNTY (CONTINUED)						
1054	PR	756830	01/14/20		13980	Peckham, Christopher D. - Payroll Bi-Weekly-Direct Deposit 1/14/2020	\$-	\$1,549.62	\$8,808,840.25
1054	PR	756857	01/14/20		13981	Pena, Christopher D. - Payroll Bi-Weekly-Direct Deposit 1/14/2020	-	1,773.97	8,807,066.28
1054	PR	756888	01/14/20		13982	Perez, Anthony R. - Payroll Bi-Weekly-Direct Deposit 1/14/2020	-	1,245.86	8,805,820.42
1054	PR	756913	01/14/20		13983	Perkins, Shane M. - Payroll Bi-Weekly-Direct Deposit 1/14/2020	-	2,044.93	8,803,775.49
1054	PR	756936	01/14/20		13984	Polacek, Jeff - Payroll Bi-Weekly-Direct Deposit 1/14/2020	-	3,258.63	8,800,516.86
1054	PR	756962	01/14/20		13985	Poliakon, Brett M. - Payroll Bi-Weekly-Direct Deposit 1/14/2020	-	1,588.50	8,798,928.36
1054	PR	756989	01/14/20		13986	Postula, Justin M. - Payroll Bi-Weekly-Direct Deposit 1/14/2020	-	1,760.69	8,797,167.67
1054	PR	757015	01/14/20		13987	Postula, Karl A. - Payroll Bi-Weekly-Direct Deposit 1/14/2020	-	2,135.24	8,795,032.43
1054	PR	757039	01/14/20		13988	Prange, Ross L. - Payroll Bi-Weekly-Direct Deposit 1/14/2020	-	2,904.00	8,792,128.43
1054	PR	757063	01/14/20		13989	Pruitt, Robert E. - Payroll Bi-Weekly-Direct Deposit 1/14/2020	-	2,099.55	8,790,028.88
1054	PR	757087	01/14/20		13990	Rafters, William C. - Payroll Bi-Weekly-Direct Deposit 1/14/2020	-	1,335.83	8,788,693.05
1054	PR	757110	01/14/20		13991	Redfern, Joshua L. - Payroll Bi-Weekly-Direct Deposit 1/14/2020	-	1,285.82	8,787,407.23
1054	PR	757136	01/14/20		13992	Reeves, Katherine D. - Payroll Bi-Weekly-Direct Deposit 1/14/2020	-	791.24	8,786,615.99
1054	PR	757161	01/14/20		13993	Rendl, Robert A. - Payroll Bi-Weekly-Direct Deposit 1/14/2020	-	2,917.86	8,783,698.13
1054	PR	757189	01/14/20		13994	Reyes, Adam N. - Payroll Bi-Weekly-Direct Deposit 1/14/2020	-	2,049.08	8,781,649.05
1054	PR	757211	01/14/20		13995	Roberts, Jerry R. - Payroll Bi-Weekly-Direct Deposit 1/14/2020	-	1,823.74	8,779,825.31
1054	PR	757241	01/14/20		13996	Rocha, Edgar O. - Payroll Bi-Weekly-Direct Deposit 1/14/2020	-	1,857.99	8,777,967.32
1054	PR	757269	01/14/20		13997	Roche, Benjamin H. - Payroll Bi-Weekly-Direct Deposit 1/14/2020	-	2,166.98	8,775,800.34
1054	PR	757283	01/14/20		13998	Rorick, Norman T. - Payroll Bi-Weekly-Direct Deposit 1/14/2020	-	583.56	8,775,216.78
1054	PR	757309	01/14/20		13999	Rose, Cody S. - Payroll Bi-Weekly-Direct Deposit 1/14/2020	-	2,786.12	8,772,430.66
1054	PR	757341	01/14/20		14000	Runo, Kyle E. - Payroll Bi-Weekly-Direct Deposit 1/14/2020	-	1,869.59	8,770,561.07
1054	PR	757371	01/14/20		14001	Ryan, Keith M. - Payroll Bi-Weekly-Direct Deposit 1/14/2020	-	665.21	8,769,895.86
1054	PR	757395	01/14/20		14002	Scaife, Domenic J. - Payroll Bi-Weekly-Direct Deposit 1/14/2020	-	2,613.23	8,767,282.63
1054	PR	757420	01/14/20		14003	Schuster Jr., Alan J. - Payroll Bi-Weekly-Direct Deposit 1/14/2020	-	563.95	8,766,718.68
1054	PR	757444	01/14/20		14004	Seets, James W. - Payroll Bi-Weekly-Direct Deposit 1/14/2020	-	2,115.19	8,764,603.49

CAFMA-Central Arizona Fire and Medical
GL Account Ledger - Detail By Period
1/1/2020 through 1/31/2020

Batch	Journal	Entry #	Date	Job	Document	Description	Debits	Credits	Balance
10.1100.0.0.000			CASH WITH YAVAPAI COUNTY (CONTINUED)						
1054	PR	757473	01/14/20		14005	Sheldon, Wesley K. - Payroll Bi-Weekly-Direct Deposit 1/14/2020	\$-	\$1,672.20	\$8,762,931.29
1054	PR	757498	01/14/20		14006	Sims, Lacie J. - Payroll Bi-Weekly-Direct Deposit 1/14/2020	-	1,133.46	8,761,797.83
1054	PR	757523	01/14/20		14007	Sims, Michael H. - Payroll Bi-Weekly-Direct Deposit 1/14/2020	-	1,768.18	8,760,029.65
1054	PR	757546	01/14/20		14008	Slay, Marcie C. - Payroll Bi-Weekly-Direct Deposit 1/14/2020	-	1,007.40	8,759,022.25
1054	PR	757567	01/14/20		14009	Smith, Andrea L. - Payroll Bi-Weekly-Direct Deposit 1/14/2020	-	2,116.06	8,756,906.19
1054	PR	758138	01/14/20		14009	Smith, Andrea L. - Voided Payroll Bi-Weekly-Direct Deposit 1/14/2020	2,116.06	-	8,759,022.25
1054	PR	757591	01/14/20		14010	Smith, Jacob A. - Payroll Bi-Weekly-Direct Deposit 1/14/2020	-	1,171.76	8,757,850.49
1054	PR	757621	01/14/20		14011	Smith, Russell - Payroll Bi-Weekly-Direct Deposit 1/14/2020	-	1,692.68	8,756,157.81
1054	PR	757647	01/14/20		14012	Smith, Travis L. - Payroll Bi-Weekly-Direct Deposit 1/14/2020	-	2,456.31	8,753,701.50
1054	PR	757673	01/14/20		14013	Snyder, Timothy E. - Payroll Bi-Weekly-Direct Deposit 1/14/2020	-	2,047.74	8,751,653.76
1054	PR	757697	01/14/20		14014	Spingola, Deborah S. - Payroll Bi-Weekly-Direct Deposit 1/14/2020	-	2,009.84	8,749,643.92
1054	PR	757723	01/14/20		14015	Stewart, Jeff - Payroll Bi-Weekly-Direct Deposit 1/14/2020	-	1,848.60	8,747,795.32
1054	PR	757752	01/14/20		14016	Stooks, Wallace C. - Payroll Bi-Weekly-Direct Deposit 1/14/2020	-	2,611.21	8,745,184.11
1054	PR	757773	01/14/20		14017	Tarver, Shawn S. - Payroll Bi-Weekly-Direct Deposit 1/14/2020	-	2,801.51	8,742,382.60
1054	PR	757798	01/14/20		14018	Tharp, David S. - Payroll Bi-Weekly-Direct Deposit 1/14/2020	-	2,515.63	8,739,866.97
1054	PR	757827	01/14/20		14019	Thompson, Jacob S. - Payroll Bi-Weekly-Direct Deposit 1/14/2020	-	1,505.33	8,738,361.64
1054	PR	757857	01/14/20		14020	Tillich, Timothy A. - Payroll Bi-Weekly-Direct Deposit 1/14/2020	-	1,140.06	8,737,221.58
1054	PR	757881	01/14/20		14021	Trask, Ryan A. - Payroll Bi-Weekly-Direct Deposit 1/14/2020	-	1,683.03	8,735,538.55
1054	PR	757909	01/14/20		14022	Trujillo, Erik J. - Payroll Bi-Weekly-Direct Deposit 1/14/2020	-	1,689.95	8,733,848.60
1054	PR	757932	01/14/20		14023	Tucker, Michael I. - Payroll Bi-Weekly-Direct Deposit 1/14/2020	-	2,085.45	8,731,763.15
1054	PR	757959	01/14/20		14024	Turner, Kenneth R. - Payroll Bi-Weekly-Direct Deposit 1/14/2020	-	1,750.86	8,730,012.29
1054	PR	757982	01/14/20		14025	VanTuyl, Jonah D. - Payroll Bi-Weekly-Direct Deposit 1/14/2020	-	2,566.69	8,727,445.60
1054	PR	758012	01/14/20		14026	Vanatta, Justin B. - Payroll Bi-Weekly-Direct Deposit 1/14/2020	-	1,769.11	8,725,676.49
1054	PR	758035	01/14/20		14027	Viscardi, Karen W. - Payroll Bi-Weekly-Direct Deposit 1/14/2020	-	1,441.57	8,724,234.92
1054	PR	758064	01/14/20		14028	Weiland, Kayleen R. - Payroll Bi-Weekly-Direct Deposit 1/14/2020	-	1,484.70	8,722,750.22

CAFMA-Central Arizona Fire and Medical
GL Account Ledger - Detail By Period
1/1/2020 through 1/31/2020

Batch	Journal	Entry #	Date	Job	Document	Description	Debits	Credits	Balance
10.1100.0.0.000			CASH WITH YAVAPAI COUNTY (CONTINUED)						
1054	PR	758089	01/14/20		14029	Wittenberg, David J. - Payroll Bi-Weekly-Direct Deposit 1/14/2020	\$-	\$2,203.77	\$8,720,546.45
1054	PR	758117	01/14/20		14030	Zazueta, Robert P. - Payroll Bi-Weekly-Direct Deposit 1/14/2020	-	2,977.30	8,717,569.15
1054	PR	758161	01/14/20		14031	Smith, Andrea L. - Payroll Bi-Weekly-Direct Deposit 1/14/2020	-	2,133.28	8,715,435.87
1062	CR	758813	01/16/20		13473	PLANS REVIEW -	306.00	-	8,715,741.87
1062	CR	758809	01/16/20		147318	MISCELLANEOUS INCOME -	51.30	-	8,715,793.17
1062	CR	758779	01/16/20		3762	Findlay Toyota Center -	116.00	-	8,715,909.17
1062	CR	758778	01/16/20		4018	COOK, CHARLES -	15.46	-	8,715,924.63
1062	CR	758781	01/16/20		510583912	NESS, DANIEL -	561.53	-	8,716,486.16
1062	CR	758782	01/16/20		510583927	VANATTA, DAVIN -	478.05	-	8,716,964.21
1062	CR	758783	01/16/20		510583968	Valadez, Armando -	378.09	-	8,717,342.30
1062	CR	758777	01/16/20		6064	MCKINNON, ALEX -	629.25	-	8,717,971.55
1062	CR	758780	01/16/20		706501200	MAYER FIRE DISTRICT -	333.04	-	8,718,304.59
1062	CR	758784	01/16/20		706501227	MAYER FIRE DISTRICT -	736.05	-	8,719,040.64
1062	CR	758810	01/16/20		72867	MISCELLANEOUS INCOME -	109.10	-	8,719,149.74
1062	CR	758811	01/16/20		896282111	INCIDENT REPORTS -	22.00	-	8,719,171.74
1062	CR	758812	01/16/20		9167	Fire Prevention Permits -	160.00	-	8,719,331.74
1062	CR	758808	01/16/20		CASH	MISCELLANEOUS INCOME -	10.00	-	8,719,341.74
1064	CD	766407	01/21/20		756738454	Chino Heating & Cooling, Inc - Void Check CHHECO	1,142.82	-	8,720,484.56
1067	CR	766995	01/23/20		1101027427	ELOY FIRE DISTRICT -	260.28	-	8,720,744.84
1067	CR	767056	01/23/20		13490	PLANS REVIEW -	306.00	-	8,721,050.84
1067	CR	766993	01/23/20		14420	CHRISTOPHER KOHLS FIRE DEPT -	198.01	-	8,721,248.85
1067	CR	766992	01/23/20		1522631	RUNO, KYLE -	62.63	-	8,721,311.48
1067	CR	766997	01/23/20		18246	HELLS GATE FIRE DEPARTMENT -	58.89	-	8,721,370.37
1067	CR	766990	01/23/20		1951	CORDES, GARY -	1,310.96	-	8,722,681.33
1067	CR	767054	01/23/20		35118	PLANS REVIEW -	90.00	-	8,722,771.33
1067	CR	767053	01/23/20		5725	PLANS REVIEW -	392.00	-	8,723,163.33
1067	CR	766996	01/23/20		706060577	Groom Creek Fire District -	447.79	-	8,723,611.12
1067	CR	766998	01/23/20		706501245	MAYER FIRE DISTRICT -	1,002.91	-	8,724,614.03
1067	CR	766994	01/23/20		756720965	COPPER CANYON FIRE & MEDICAL -	3,223.97	-	8,727,838.00
1067	CR	767055	01/23/20		8000275365	TRAINING CLASSES -	800.00	-	8,728,638.00
1067	CR	767052	01/23/20		8409	PLANS REVIEW -	116.00	-	8,728,754.00
1067	CR	766991	01/23/20		995523	MLADEJOVSKY, MICHAEL -	223.00	-	8,728,977.00
1064	CD	766546	01/27/20		28JAN2020-DIR-DEF	Chase Bank - PR - DIRECT DEPOSIT PPE 1-18-20	283,516.55	-	9,012,493.55
1064	CD	766409	01/27/20		756738506	A1 Water Bulk Delivery Svc LLC - Cash Disbursement A1WADE	-	120.00	9,012,373.55
1064	CD	766411	01/27/20		756738507	A&B Sign Company - Cash Disbursement ABSICO	-	910.12	9,011,463.43
1064	CD	766414	01/27/20		756738508	Action Graphics - Cash Disbursement ACTGRA	-	104.74	9,011,358.69
1064	CD	766417	01/27/20		756738509	Air Instrumentation of CA - Cash Disbursement AIINCA	-	3,150.00	9,008,208.69
1064	CD	766419	01/27/20		756738510	APS - Cash Disbursement APS	-	9,203.27	8,999,005.42
1064	CD	766448	01/27/20		756738512	BACKBOARDS BOOMERANG - Cash Disbursement BABOBO	-	45.00	8,998,960.42
1064	CD	766450	01/27/20		756738513	Bennett Oil - Cash Disbursement BENOIL	-	507.76	8,998,452.66

CAFMA-Central Arizona Fire and Medical
GL Account Ledger - Detail By Period
1/1/2020 through 1/31/2020

Batch	Journal	Entry #	Date	Job	Document	Description	Debits	Credits	Balance
10.1100.0.0.000			CASH WITH YAVAPAI COUNTY (CONTINUED)						
1064	CD	766452	01/27/20		756738514	Bound Tree Medical LLC - Cash Disbursement BOTRME	\$-	\$11,516.98	\$8,986,935.68
1064	CD	766528	01/27/20		756738519	Bradshaw Mountain Environ. Inc - Cash Disbursement BRMOEN	-	165.00	8,986,770.68
1064	CD	766530	01/27/20		756738520	Cable One Business - Cash Disbursement CABONE	-	936.81	8,985,833.87
1064	CD	766534	01/27/20		756738521	CenturyLink - Cash Disbursement CENLIN	-	649.77	8,985,184.10
1064	CD	766540	01/27/20		756738522	CenturyLink - Cash Disbursement CENLIN	-	44.54	8,985,139.56
1064	CD	766543	01/27/20		756738523	Chains Required - Cash Disbursement CHAREQ	-	89.95	8,985,049.61
1064	CD	766545	01/27/20		756738524	Chase Bank - Cash Disbursement CHASE	-	609,359.61	8,375,690.00
1064	CD	766573	01/27/20		756738526	Chase Card Services - Cash Disbursement CHCASE	-	13,859.70	8,361,830.30
1064	CD	766778	01/27/20		756738538	Chino Heating & Cooling, Inc - Cash Disbursement CHHECO	-	1,142.82	8,360,687.48
1064	CD	766780	01/27/20		756738539	City of Prescott - Cash Disbursement CITPRE	-	51.74	8,360,635.74
1064	CD	766783	01/27/20		756738540	City of Prescott - Cash Disbursement CITPRE	-	167.99	8,360,467.75
1064	CD	766786	01/27/20		756738541	Curtis Tools for Heroes - Cash Disbursement CUTOHE	-	20,916.91	8,339,550.84
1064	CD	766794	01/27/20		756738542	Daniel's Tuxedo & Tailor - Cash Disbursement DANMEN	-	13.00	8,339,537.84
1064	CD	766796	01/27/20		756738543	Enerspect Medical Solutions - Cash Disbursement ENMESO	-	403.75	8,339,134.09
1064	CD	766800	01/27/20		756738544	FACTORY MOTOR PARTS - Cash Disbursement FAMOPA	-	112.33	8,339,021.76
1064	CD	766821	01/27/20		756738546	FASTENAL - Cash Disbursement FASTEN	-	176.82	8,338,844.94
1064	CD	766826	01/27/20		756738547	FleetPride, Inc - Cash Disbursement FLPRTTR	-	303.97	8,338,540.97
1064	CD	766834	01/27/20		756738548	Galpin Ford, Inc. - Cash Disbursement GALFOR	-	347.74	8,338,193.23
1064	CD	766843	01/27/20		756738549	GatesAir, Inc - Cash Disbursement GATAIR	-	23.85	8,338,169.38
1064	CD	766845	01/27/20		756738550	Globalstar - Cash Disbursement GLOBAL	-	226.46	8,337,942.92
1064	CD	766848	01/27/20		756738551	GMES, LLC - Cash Disbursement GMSUCO	-	4,137.66	8,333,805.26
1064	CD	766852	01/27/20		756738552	Michael M. Golightly & Assoc. - Cash Disbursement GOLMIC	-	5,749.32	8,328,055.94
1064	CD	766857	01/27/20		756738553	W.W. Grainger, Inc. - Cash Disbursement GRAING	-	36.09	8,328,019.85
1064	CD	766862	01/27/20		756738554	Hillyard-Flagstaff - Cash Disbursement HILLYA	-	253.04	8,327,766.81
1064	CD	766866	01/27/20		756738555	ImageTrend - Cash Disbursement IMATRE	-	38,825.00	8,288,941.81
1064	CD	766868	01/27/20		756738556	Interstate Batteries - Cash Disbursement INTBAT	-	1,062.24	8,287,879.57
1064	CD	766871	01/27/20		756738557	Jones & Bartlett Learning, LLC - Cash Disbursement JOBAL	-	5,888.35	8,281,991.22
1064	CD	766874	01/27/20		756738558	Melcher Printing, Inc. - Cash Disbursement MELPRI	-	211.58	8,281,779.64
1064	CD	766878	01/27/20		756738559	Micronet Communications, Inc. - Cash Disbursement MICCOM	-	1,650.00	8,280,129.64
1064	CD	766880	01/27/20		756738560	NextCare Arizona LLC - Cash Disbursement NEXARI	-	43.00	8,280,086.64
1064	CD	766882	01/27/20		756738561	NFP Property & Casualty - Cash Disbursement NFPPRO	-	31,385.00	8,248,701.64
1064	CD	766885	01/27/20		756738562	Northern Arizona Woodworking - Cash Disbursement NOARWO	-	1,605.50	8,247,096.14
1064	CD	766887	01/27/20		756738563	Northern AZ Premier Termite - Cash Disbursement NOAZTE	-	390.00	8,246,706.14
1064	CD	766889	01/27/20		756738564	Public Safety Crisis Solutions - Cash Disbursement PUSACR	-	350.00	8,246,356.14
1064	CD	766891	01/27/20		756738565	Rosenbauer Motors, LLC - Cash Disbursement ROSMOT	-	1,419.04	8,244,937.10

CAFMA-Central Arizona Fire and Medical
GL Account Ledger - Detail By Period
1/1/2020 through 1/31/2020

Batch	Journal	Entry #	Date	Job	Document	Description	Debits	Credits	Balance
10.1100.0.0.000			CASH WITH YAVAPAI COUNTY (CONTINUED)						
1064	CD	766898	01/27/20		756738566	Smart Document Solutions - Cash Disbursement SMDOSO	\$-	\$316.98	\$8,244,620.12
1064	CD	766904	01/27/20		756738567	Besonson Tools LLC - Cash Disbursement SNONTO	-	58.59	8,244,561.53
1064	CD	766908	01/27/20		756738568	Staples Contract & Commmerc.Inc - Cash Disbursement STACOM	-	644.11	8,243,917.42
1064	CD	766927	01/27/20		756738570	D.G.Shoemaker & Associates Inc - Cash Disbursement SUNSUP	-	54.04	8,243,863.38
1064	CD	766930	01/27/20		756738571	Town of Prescott Valley - Cash Disbursement TOPRVA	-	554.96	8,243,308.42
1064	CD	766941	01/27/20		756738572	Unisource Energy Services - Cash Disbursement UNENSE	-	1,164.24	8,242,144.18
1064	CD	766950	01/27/20		756738573	United Disposal, Inc - Cash Disbursement UNIDIS	-	198.00	8,241,946.18
1064	CD	766952	01/27/20		756738574	University of Illinos - Cash Disbursement UNOFIL	-	700.00	8,241,246.18
1064	CD	766955	01/27/20		756738575	USDA Forest Service - Cash Disbursement USFOSE	-	4,803.17	8,236,443.01
1064	CD	766957	01/27/20		756738576	Verizon Wireless - Cash Disbursement VERWIR	-	489.00	8,235,954.01
1064	CD	766960	01/27/20		756738577	Wizard Education - Cash Disbursement WIZEDU	-	16,900.00	8,219,054.01
1064	CD	766963	01/27/20		756738578	XEROX FINANCIAL SERVICES - Cash Disbursement XEFISE	-	411.61	8,218,642.40
1064	CD	766966	01/27/20		756738579	Zebrascares LLC - Cash Disbursement ZEBRAS	-	1,146.56	8,217,495.84
1064	CD	766969	01/27/20		756738580	APS - Cash Disbursement APS	-	551.10	8,216,944.74
1064	CD	766972	01/27/20		756738581	CenturyLink - Cash Disbursement CENLIN	-	523.82	8,216,420.92
1064	CD	766981	01/27/20		756738582	Unisource Energy Services - Cash Disbursement UNENSE	-	660.20	8,215,760.72
1063	PR	766406	01/28/20		14032	Abel, Todd D. - Payroll Bi-Weekly-Direct Deposit 1/28/2020	-	3,157.22	8,212,603.50
1063	PR	766380	01/28/20		14033	Apolinar, Johnathan R. - Payroll Bi-Weekly-Direct Deposit 1/28/2020	-	1,377.42	8,211,226.08
1063	PR	766352	01/28/20		14034	Baker, Mark A. - Payroll Bi-Weekly-Direct Deposit 1/28/2020	-	2,037.48	8,209,188.60
1063	PR	766327	01/28/20		14035	Balsitis, Carolyn B. - Payroll Bi-Weekly-Direct Deposit 1/28/2020	-	870.61	8,208,317.99
1063	PR	766304	01/28/20		14036	Barnum, Josh M. - Payroll Bi-Weekly-Direct Deposit 1/28/2020	-	1,964.67	8,206,353.32
1063	PR	766280	01/28/20		14037	Basurto-Cancino, Leobardo - Payroll Bi-Weekly-Direct Deposit 1/28/2020	-	1,202.10	8,205,151.22
1063	PR	766252	01/28/20		14038	Beck, David W. - Payroll Bi-Weekly-Direct Deposit 1/28/2020	-	2,187.29	8,202,963.93
1063	PR	766229	01/28/20		14039	Bliss, Scott D. - Payroll Bi-Weekly-Direct Deposit 1/28/2020	-	2,889.30	8,200,074.63
1063	PR	766210	01/28/20		14040	Blum, Rodney A. - Payroll Bi-Weekly-Direct Deposit 1/28/2020	-	1,767.50	8,198,307.13
1063	PR	766188	01/28/20		14041	Brookins, Patricia M. - Payroll Bi-Weekly-Direct Deposit 1/28/2020	-	2,057.38	8,196,249.75
1063	PR	766161	01/28/20		14042	Brown, Dennis F. - Payroll Bi-Weekly-Direct Deposit 1/28/2020	-	2,390.70	8,193,859.05
1063	PR	766136	01/28/20		14043	Brunk, Jacob A. - Payroll Bi-Weekly-Direct Deposit 1/28/2020	-	1,453.79	8,192,405.26
1063	PR	766110	01/28/20		14044	Buchanan, Ben D. - Payroll Bi-Weekly-Direct Deposit 1/28/2020	-	3,273.71	8,189,131.55

CAFMA-Central Arizona Fire and Medical
GL Account Ledger - Detail By Period
1/1/2020 through 1/31/2020

Batch	Journal	Entry #	Date	Job	Document	Description	Debits	Credits	Balance
10.1100.0.0.000			CASH WITH YAVAPAI COUNTY (CONTINUED)						
1063	PR	766083	01/28/20		14045	Bulters, Scott D. - Payroll Bi-Weekly-Direct Deposit 1/28/2020	\$-	\$2,120.32	\$8,187,011.23
1063	PR	766058	01/28/20		14046	Buntin, Darrell R. - Payroll Bi-Weekly-Direct Deposit 1/28/2020	-	1,852.69	8,185,158.54
1063	PR	766034	01/28/20		14047	Burch, Brian J. - Payroll Bi-Weekly-Direct Deposit 1/28/2020	-	2,513.04	8,182,645.50
1063	PR	766009	01/28/20		14048	Burch, Bryten J. - Payroll Bi-Weekly-Direct Deposit 1/28/2020	-	1,142.86	8,181,502.64
1063	PR	765987	01/28/20		14049	Burch, Caden C. - Payroll Bi-Weekly-Direct Deposit 1/28/2020	-	1,217.09	8,180,285.55
1063	PR	765959	01/28/20		14050	Burch, Kylee C. - Payroll Bi-Weekly-Direct Deposit 1/28/2020	-	874.68	8,179,410.87
1063	PR	765935	01/28/20		14051	Bushman, James V. - Payroll Bi-Weekly-Direct Deposit 1/28/2020	-	2,233.45	8,177,177.42
1063	PR	765911	01/28/20		14052	Butler, Jason - Payroll Bi-Weekly-Direct Deposit 1/28/2020	-	1,755.74	8,175,421.68
1063	PR	765886	01/28/20		14053	Butler, Karen S. - Payroll Bi-Weekly-Direct Deposit 1/28/2020	-	1,409.54	8,174,012.14
1063	PR	765864	01/28/20		14054	Butterfield, Jesse D. - Payroll Bi-Weekly-Direct Deposit 1/28/2020	-	1,158.06	8,172,854.08
1063	PR	765834	01/28/20		14055	Carothers, Robert C. - Payroll Bi-Weekly-Direct Deposit 1/28/2020	-	3,537.60	8,169,316.48
1063	PR	765812	01/28/20		14056	Chase, Rick D. - Payroll Bi-Weekly-Direct Deposit 1/28/2020	-	3,336.81	8,165,979.67
1063	PR	765791	01/28/20		14057	Copenhaver, Douglas J. - Payroll Bi-Weekly-Direct Deposit 1/28/2020	-	1,822.07	8,164,157.60
1063	PR	765765	01/28/20		14058	Cox, Phillip C. - Payroll Bi-Weekly-Direct Deposit 1/28/2020	-	2,225.48	8,161,932.12
1063	PR	765741	01/28/20		14059	Croft, Adam J. - Payroll Bi-Weekly-Direct Deposit 1/28/2020	-	1,487.13	8,160,444.99
1063	PR	765718	01/28/20		14060	Crossman, Eric L. - Payroll Bi-Weekly-Direct Deposit 1/28/2020	-	1,802.56	8,158,642.43
1063	PR	765694	01/28/20		14061	Cruz, Steven R. - Payroll Bi-Weekly-Direct Deposit 1/28/2020	-	1,835.92	8,156,806.51
1063	PR	765668	01/28/20		14062	Cunningham, Cody A. - Payroll Bi-Weekly-Direct Deposit 1/28/2020	-	1,682.94	8,155,123.57
1063	PR	765643	01/28/20		14063	Curry, Robert C. - Payroll Bi-Weekly-Direct Deposit 1/28/2020	-	2,216.18	8,152,907.39
1063	PR	765619	01/28/20		14064	Davidson, Glenn T. - Payroll Bi-Weekly-Direct Deposit 1/28/2020	-	2,556.12	8,150,351.27
1063	PR	765593	01/28/20		14065	Davis, Bradley M. - Payroll Bi-Weekly-Direct Deposit 1/28/2020	-	3,549.43	8,146,801.84
1063	PR	765567	01/28/20		14066	DeJoria, Dana E. - Payroll Bi-Weekly-Direct Deposit 1/28/2020	-	1,105.52	8,145,696.32
1063	PR	765543	01/28/20		14067	Deering, Andrew L. - Payroll Bi-Weekly-Direct Deposit 1/28/2020	-	802.36	8,144,893.96
1063	PR	765517	01/28/20		14068	Dibble, Gordon L. - Payroll Bi-Weekly-Direct Deposit 1/28/2020	-	1,689.81	8,143,204.15
1063	PR	765491	01/28/20		14069	Dixon, Susanne M. - Payroll Bi-Weekly-Direct Deposit 1/28/2020	-	2,253.41	8,140,950.74

CAFMA-Central Arizona Fire and Medical
GL Account Ledger - Detail By Period
1/1/2020 through 1/31/2020

Batch	Journal	Entry #	Date	Job	Document	Description	Debits	Credits	Balance
10.1100.0.0.000			CASH WITH YAVAPAI COUNTY (CONTINUED)						
1063	PR	765465	01/28/20		14070	Douglas, Ren W. - Payroll Bi-Weekly-Direct Deposit 1/28/2020	\$-	\$1,878.97	\$8,139,071.77
1063	PR	765439	01/28/20		14071	Dowdy, Charles E. - Payroll Bi-Weekly-Direct Deposit 1/28/2020	-	1,630.01	8,137,441.76
1063	PR	765416	01/28/20		14072	DuCharme, Zachary J. - Payroll Bi-Weekly-Direct Deposit 1/28/2020	-	1,308.81	8,136,132.95
1063	PR	765393	01/28/20		14073	Duplessis, Robert A. - Payroll Bi-Weekly-Direct Deposit 1/28/2020	-	2,503.98	8,133,628.97
1063	PR	765365	01/28/20		14074	Eckle, Kellan J. - Payroll Bi-Weekly-Direct Deposit 1/28/2020	-	1,459.27	8,132,169.70
1063	PR	765337	01/28/20		14075	Edwards, David S. - Payroll Bi-Weekly-Direct Deposit 1/28/2020	-	2,172.22	8,129,997.48
1063	PR	765314	01/28/20		14076	Feddema, John J. - Payroll Bi-Weekly-Direct Deposit 1/28/2020	-	2,671.11	8,127,326.37
1063	PR	765292	01/28/20		14077	Ferris, Ryan M. - Payroll Bi-Weekly-Direct Deposit 1/28/2020	-	1,820.62	8,125,505.75
1063	PR	765262	01/28/20		14078	Fields, Brody J. - Payroll Bi-Weekly-Direct Deposit 1/28/2020	-	2,186.24	8,123,319.51
1063	PR	765236	01/28/20		14079	Fields, Zachary E. - Payroll Bi-Weekly-Direct Deposit 1/28/2020	-	2,141.21	8,121,178.30
1063	PR	765211	01/28/20		14080	Fournier, Nick T. - Payroll Bi-Weekly-Direct Deposit 1/28/2020	-	2,257.74	8,118,920.56
1063	PR	765180	01/28/20		14081	Frawley, Teresa A. - Payroll Bi-Weekly-Direct Deposit 1/28/2020	-	1,045.29	8,117,875.27
1063	PR	765157	01/28/20		14082	Frazier, Antonio - Payroll Bi-Weekly-Direct Deposit 1/28/2020	-	2,545.11	8,115,330.16
1063	PR	765133	01/28/20		14083	Freeman, Michael - Payroll Bi-Weekly-Direct Deposit 1/28/2020	-	1,555.12	8,113,775.04
1063	PR	765110	01/28/20		14084	Freitag, Scott A. - Payroll Bi-Weekly-Direct Deposit 1/28/2020	-	3,827.58	8,109,947.46
1063	PR	765085	01/28/20		14085	Gallman, Timothy B. - Payroll Bi-Weekly-Direct Deposit 1/28/2020	-	1,303.14	8,108,644.32
1063	PR	765061	01/28/20		14086	Gillihan, Jim W. - Payroll Bi-Weekly-Direct Deposit 1/28/2020	-	1,349.21	8,107,295.11
1063	PR	765036	01/28/20		14087	Ginn, James E. - Payroll Bi-Weekly-Direct Deposit 1/28/2020	-	1,830.26	8,105,464.85
1063	PR	765010	01/28/20		14088	Gnagey, Daniel W. - Payroll Bi-Weekly-Direct Deposit 1/28/2020	-	1,544.33	8,103,920.52
1063	PR	764986	01/28/20		14089	Goodman, Laurie K. - Payroll Bi-Weekly-Direct Deposit 1/28/2020	-	920.30	8,103,000.22
1063	PR	764964	01/28/20		14090	Gray, JT A. - Payroll Bi-Weekly-Direct Deposit 1/28/2020	-	1,161.96	8,101,838.26
1063	PR	764934	01/28/20		14091	Grossman, Lucas J. - Payroll Bi-Weekly-Direct Deposit 1/28/2020	-	2,042.22	8,099,796.04
1063	PR	764909	01/28/20		14092	Guzzo, Nicholas R. - Payroll Bi-Weekly-Direct Deposit 1/28/2020	-	1,304.22	8,098,491.82
1063	PR	764879	01/28/20		14093	Hall, Jace R. - Payroll Bi-Weekly-Direct Deposit 1/28/2020	-	1,272.74	8,097,219.08
1063	PR	764850	01/28/20		14094	Harper, Leslie R. - Payroll Bi-Weekly-Direct Deposit 1/28/2020	-	1,636.77	8,095,582.31

CAFMA-Central Arizona Fire and Medical
GL Account Ledger - Detail By Period
1/1/2020 through 1/31/2020

Batch	Journal	Entry #	Date	Job	Document	Description	Debits	Credits	Balance
10.1100.0.0.000			CASH WITH YAVAPAI COUNTY (CONTINUED)						
1063	PR	764821	01/28/20		14095	Hlavacek, Evan - Payroll Bi-Weekly-Direct Deposit 1/28/2020	\$-	\$1,929.85	\$8,093,652.46
1063	PR	764795	01/28/20		14096	Horstman, Stephen W. - Payroll Bi-Weekly-Direct Deposit 1/28/2020	-	1,962.69	8,091,689.77
1063	PR	764772	01/28/20		14097	Hoyt, Jessica M. - Payroll Bi-Weekly-Direct Deposit 1/28/2020	-	931.13	8,090,758.64
1063	PR	764749	01/28/20		14098	Huddleston, Michael B. - Payroll Bi-Weekly-Direct Deposit 1/28/2020	-	2,251.33	8,088,507.31
1063	PR	764725	01/28/20		14099	Hutchison, Ethan K. - Payroll Bi-Weekly-Direct Deposit 1/28/2020	-	1,564.39	8,086,942.92
1063	PR	764694	01/28/20		14100	Ingrao, Jory - Payroll Bi-Weekly-Direct Deposit 1/28/2020	-	2,078.01	8,084,864.91
1063	PR	764674	01/28/20		14101	Jacobson, Terrence L. - Payroll Bi-Weekly-Direct Deposit 1/28/2020	-	2,103.24	8,082,761.67
1063	PR	764645	01/28/20		14102	Jimenez, Valentin - Payroll Bi-Weekly-Direct Deposit 1/28/2020	-	829.96	8,081,931.71
1063	PR	764621	01/28/20		14103	Jones, Shaun D. - Payroll Bi-Weekly-Direct Deposit 1/28/2020	-	1,431.46	8,080,500.25
1063	PR	764592	01/28/20		14104	King, Jeremiah D. - Payroll Bi-Weekly-Direct Deposit 1/28/2020	-	2,319.96	8,078,180.29
1063	PR	764564	01/28/20		14105	Kirk, Jaron J. - Payroll Bi-Weekly-Direct Deposit 1/28/2020	-	1,763.57	8,076,416.72
1063	PR	764537	01/28/20		14106	Kohler, Travis W. - Payroll Bi-Weekly-Direct Deposit 1/28/2020	-	2,075.27	8,074,341.45
1063	PR	764515	01/28/20		14107	Kontz, Michael V. - Payroll Bi-Weekly-Direct Deposit 1/28/2020	-	2,195.03	8,072,146.42
1063	PR	764488	01/28/20		14108	Kuykendall, Jeffery W. - Payroll Bi-Weekly-Direct Deposit 1/28/2020	-	2,551.83	8,069,594.59
1063	PR	764464	01/28/20		14109	Lambrecht, Marci J. - Payroll Bi-Weekly-Direct Deposit 1/28/2020	-	1,109.60	8,068,484.99
1063	PR	764442	01/28/20		14110	Legge, David B. - Payroll Bi-Weekly-Direct Deposit 1/28/2020	-	2,419.39	8,066,065.60
1063	PR	764417	01/28/20		14111	Litchfield, Ronald K. - Payroll Bi-Weekly-Direct Deposit 1/28/2020	-	1,589.05	8,064,476.55
1063	PR	764391	01/28/20		14112	Lopeman, Keith A. - Payroll Bi-Weekly-Direct Deposit 1/28/2020	-	1,964.02	8,062,512.53
1063	PR	764369	01/28/20		14113	Lynch, Peter J. - Payroll Bi-Weekly-Direct Deposit 1/28/2020	-	1,462.41	8,061,050.12
1063	PR	764342	01/28/20		14114	Lys, Damian P. - Payroll Bi-Weekly-Direct Deposit 1/28/2020	-	2,372.08	8,058,678.04
1063	PR	764315	01/28/20		14115	Mauldin, Mark E. - Payroll Bi-Weekly-Direct Deposit 1/28/2020	-	2,598.90	8,056,079.14
1063	PR	764288	01/28/20		14116	Mayhall, Mathew T. - Payroll Bi-Weekly-Direct Deposit 1/28/2020	-	2,410.85	8,053,668.29
1063	PR	764266	01/28/20		14117	Mazon, Joshua M. - Payroll Bi-Weekly-Direct Deposit 1/28/2020	-	2,167.50	8,051,500.79
1063	PR	764245	01/28/20		14118	Mazzella, Marc A. - Payroll Bi-Weekly-Direct Deposit 1/28/2020	-	1,697.11	8,049,803.68
1063	PR	764217	01/28/20		14119	McCarty, Daniel L. - Payroll Bi-Weekly-Direct Deposit 1/28/2020	-	1,538.07	8,048,265.61

CAFMA-Central Arizona Fire and Medical
GL Account Ledger - Detail By Period
1/1/2020 through 1/31/2020

Batch	Journal	Entry #	Date	Job	Document	Description	Debits	Credits	Balance
10.1100.0.0.000			CASH WITH YAVAPAI COUNTY (CONTINUED)						
1063	PR	764192	01/28/20		14120	McFadden, Matthew C. - Payroll Bi-Weekly-Direct Deposit 1/28/2020	\$-	\$1,382.00	\$8,046,883.61
1063	PR	764163	01/28/20		14121	McFadden, Michael J. - Payroll Bi-Weekly-Direct Deposit 1/28/2020	-	1,731.56	8,045,152.05
1063	PR	764132	01/28/20		14122	McGuire, Thaddeus J. - Payroll Bi-Weekly-Direct Deposit 1/28/2020	-	1,629.11	8,043,522.94
1063	PR	764105	01/28/20		14123	McIntire, Jacob V. - Payroll Bi-Weekly-Direct Deposit 1/28/2020	-	1,328.18	8,042,194.76
1063	PR	764083	01/28/20		14124	Merrill, Eric R. - Payroll Bi-Weekly-Direct Deposit 1/28/2020	-	2,516.05	8,039,678.71
1063	PR	764056	01/28/20		14125	Mills, Brett S. - Payroll Bi-Weekly-Direct Deposit 1/28/2020	-	1,050.23	8,038,628.48
1063	PR	764030	01/28/20		14126	Moore, Aaron J. - Payroll Bi-Weekly-Direct Deposit 1/28/2020	-	1,572.42	8,037,056.06
1063	PR	764007	01/28/20		14127	Muniz JR, Thomas E. - Payroll Bi-Weekly-Direct Deposit 1/28/2020	-	1,512.28	8,035,543.78
1063	PR	763978	01/28/20		14128	Nelson, Michael J. - Payroll Bi-Weekly-Direct Deposit 1/28/2020	-	1,516.17	8,034,027.61
1063	PR	763951	01/28/20		14129	Niemynski, Doug T. - Payroll Bi-Weekly-Direct Deposit 1/28/2020	-	2,416.61	8,031,611.00
1063	PR	763924	01/28/20		14130	Nolan, Jason K. - Payroll Bi-Weekly-Direct Deposit 1/28/2020	-	1,878.74	8,029,732.26
1063	PR	763895	01/28/20		14131	Olson, Rick C. - Payroll Bi-Weekly-Direct Deposit 1/28/2020	-	2,336.85	8,027,395.41
1063	PR	763865	01/28/20		14132	Overmyer, Titus C. - Payroll Bi-Weekly-Direct Deposit 1/28/2020	-	1,317.57	8,026,077.84
1063	PR	763842	01/28/20		14133	Parra, Dustin A. - Payroll Bi-Weekly-Direct Deposit 1/28/2020	-	2,232.56	8,023,845.28
1063	PR	763820	01/28/20		14134	Parra, Payton S. - Payroll Bi-Weekly-Direct Deposit 1/28/2020	-	1,408.14	8,022,437.14
1063	PR	763792	01/28/20		14135	Peckham, Christopher D. - Payroll Bi-Weekly-Direct Deposit 1/28/2020	-	1,549.62	8,020,887.52
1063	PR	763771	01/28/20		14136	Pena, Christopher D. - Payroll Bi-Weekly-Direct Deposit 1/28/2020	-	2,175.48	8,018,712.04
1063	PR	763743	01/28/20		14137	Perez, Anthony R. - Payroll Bi-Weekly-Direct Deposit 1/28/2020	-	1,095.93	8,017,616.11
1063	PR	763713	01/28/20		14138	Perkins, Shane M. - Payroll Bi-Weekly-Direct Deposit 1/28/2020	-	1,853.83	8,015,762.28
1063	PR	763689	01/28/20		14139	Polacek, Jeff - Payroll Bi-Weekly-Direct Deposit 1/28/2020	-	3,258.63	8,012,503.65
1063	PR	763666	01/28/20		14140	Poliakon, Brett M. - Payroll Bi-Weekly-Direct Deposit 1/28/2020	-	1,447.50	8,011,056.15
1063	PR	763641	01/28/20		14141	Postula, Justin M. - Payroll Bi-Weekly-Direct Deposit 1/28/2020	-	1,634.42	8,009,421.73
1063	PR	763614	01/28/20		14142	Postula, Karl A. - Payroll Bi-Weekly-Direct Deposit 1/28/2020	-	2,672.71	8,006,749.02
1063	PR	763587	01/28/20		14143	Prange, Ross L. - Payroll Bi-Weekly-Direct Deposit 1/28/2020	-	2,757.73	8,003,991.29
1063	PR	763564	01/28/20		14144	Pruitt, Robert E. - Payroll Bi-Weekly-Direct Deposit 1/28/2020	-	2,099.55	8,001,891.74

CAFMA-Central Arizona Fire and Medical
GL Account Ledger - Detail By Period
1/1/2020 through 1/31/2020

Batch	Journal	Entry #	Date	Job	Document	Description	Debits	Credits	Balance
10.1100.0.0.000			CASH WITH YAVAPAI COUNTY (CONTINUED)						
1063	PR	763540	01/28/20		14145	Rafters, William C. - Payroll Bi-Weekly-Direct Deposit 1/28/2020	\$-	\$1,264.53	\$8,000,627.21
1063	PR	763515	01/28/20		14146	Redfern, Joshua L. - Payroll Bi-Weekly-Direct Deposit 1/28/2020	-	1,506.23	7,999,120.98
1063	PR	763492	01/28/20		14147	Reeves, Katherine D. - Payroll Bi-Weekly-Direct Deposit 1/28/2020	-	791.24	7,998,329.74
1063	PR	763466	01/28/20		14148	Rendl, Robert A. - Payroll Bi-Weekly-Direct Deposit 1/28/2020	-	2,985.52	7,995,344.22
1063	PR	763441	01/28/20		14149	Reyes, Adam N. - Payroll Bi-Weekly-Direct Deposit 1/28/2020	-	1,880.86	7,993,463.36
1063	PR	763415	01/28/20		14150	Roberts, Jerry R. - Payroll Bi-Weekly-Direct Deposit 1/28/2020	-	1,707.56	7,991,755.80
1063	PR	763396	01/28/20		14151	Rocha, Edgar O. - Payroll Bi-Weekly-Direct Deposit 1/28/2020	-	1,152.28	7,990,603.52
1063	PR	763368	01/28/20		14152	Roche, Benjamin H. - Payroll Bi-Weekly-Direct Deposit 1/28/2020	-	2,221.03	7,988,382.49
1063	PR	763340	01/28/20		14153	Rorick, Norman T. - Payroll Bi-Weekly-Direct Deposit 1/28/2020	-	649.40	7,987,733.09
1063	PR	763326	01/28/20		14154	Rose, Cody S. - Payroll Bi-Weekly-Direct Deposit 1/28/2020	-	2,909.11	7,984,823.98
1063	PR	763300	01/28/20		14155	Runo, Kyle E. - Payroll Bi-Weekly-Direct Deposit 1/28/2020	-	1,274.95	7,983,549.03
1063	PR	763270	01/28/20		14156	Ryan, Keith M. - Payroll Bi-Weekly-Direct Deposit 1/28/2020	-	684.22	7,982,864.81
1063	PR	763240	01/28/20		14157	Scaife, Domenic J. - Payroll Bi-Weekly-Direct Deposit 1/28/2020	-	2,271.45	7,980,593.36
1063	PR	763216	01/28/20		14158	Schuster Jr., Alan J. - Payroll Bi-Weekly-Direct Deposit 1/28/2020	-	430.81	7,980,162.55
1063	PR	763191	01/28/20		14159	Seets, James W. - Payroll Bi-Weekly-Direct Deposit 1/28/2020	-	1,964.99	7,978,197.56
1063	PR	763168	01/28/20		14160	Sheldon, Wesley K. - Payroll Bi-Weekly-Direct Deposit 1/28/2020	-	1,510.44	7,976,687.12
1063	PR	763140	01/28/20		14161	Sims, Lacie J. - Payroll Bi-Weekly-Direct Deposit 1/28/2020	-	1,033.45	7,975,653.67
1063	PR	763116	01/28/20		14162	Sims, Michael H. - Payroll Bi-Weekly-Direct Deposit 1/28/2020	-	1,636.37	7,974,017.30
1063	PR	763091	01/28/20		14163	Slay, Marcie C. - Payroll Bi-Weekly-Direct Deposit 1/28/2020	-	1,007.40	7,973,009.90
1063	PR	763068	01/28/20		14164	Smith, Andrea L. - Payroll Bi-Weekly-Direct Deposit 1/28/2020	-	1,897.80	7,971,112.10
1063	PR	763045	01/28/20		14165	Smith, Jacob A. - Payroll Bi-Weekly-Direct Deposit 1/28/2020	-	1,048.84	7,970,063.26
1063	PR	763022	01/28/20		14166	Smith, Russell - Payroll Bi-Weekly-Direct Deposit 1/28/2020	-	1,575.04	7,968,488.22
1063	PR	762992	01/28/20		14167	Smith, Travis L. - Payroll Bi-Weekly-Direct Deposit 1/28/2020	-	2,470.80	7,966,017.42
1063	PR	762965	01/28/20		14168	Snyder, Timothy E. - Payroll Bi-Weekly-Direct Deposit 1/28/2020	-	1,896.48	7,964,120.94
1063	PR	762941	01/28/20		14169	Spingola, Deborah S. - Payroll Bi-Weekly-Direct Deposit 1/28/2020	-	1,909.84	7,962,211.10

CAFMA-Central Arizona Fire and Medical
GL Account Ledger - Detail By Period
1/1/2020 through 1/31/2020

Batch	Journal	Entry #	Date	Job	Document	Description	Debits	Credits	Balance
10.1100.0.0.000			CASH WITH YAVAPAI COUNTY (CONTINUED)						
1063	PR	762918	01/28/20		14170	Stewart, Jeff - Payroll Bi-Weekly-Direct Deposit 1/28/2020	\$-	\$1,673.08	\$7,960,538.02
1063	PR	762893	01/28/20		14171	Stooks, Wallace C. - Payroll Bi-Weekly-Direct Deposit 1/28/2020	-	2,478.17	7,958,059.85
1063	PR	762865	01/28/20		14172	Tarver, Shawn S. - Payroll Bi-Weekly-Direct Deposit 1/28/2020	-	2,657.87	7,955,401.98
1063	PR	762845	01/28/20		14173	Tharp, David S. - Payroll Bi-Weekly-Direct Deposit 1/28/2020	-	2,515.63	7,952,886.35
1063	PR	762820	01/28/20		14174	Thompson, Jacob S. - Payroll Bi-Weekly-Direct Deposit 1/28/2020	-	1,824.38	7,951,061.97
1063	PR	762791	01/28/20		14175	Tillich, Timothy A. - Payroll Bi-Weekly-Direct Deposit 1/28/2020	-	1,008.41	7,950,053.56
1063	PR	762762	01/28/20		14176	Trask, Ryan A. - Payroll Bi-Weekly-Direct Deposit 1/28/2020	-	1,607.59	7,948,445.97
1063	PR	762737	01/28/20		14177	Trujillo, Erik J. - Payroll Bi-Weekly-Direct Deposit 1/28/2020	-	1,892.38	7,946,553.59
1063	PR	762709	01/28/20		14178	Tucker, Michael I. - Payroll Bi-Weekly-Direct Deposit 1/28/2020	-	1,935.92	7,944,617.67
1063	PR	762687	01/28/20		14179	Turner, Kenneth R. - Payroll Bi-Weekly-Direct Deposit 1/28/2020	-	1,606.53	7,943,011.14
1063	PR	762660	01/28/20		14180	VanTuyl, Jonah D. - Payroll Bi-Weekly-Direct Deposit 1/28/2020	-	2,566.69	7,940,444.45
1063	PR	762637	01/28/20		14181	Vanatta, Justin B. - Payroll Bi-Weekly-Direct Deposit 1/28/2020	-	1,082.21	7,939,362.24
1063	PR	762611	01/28/20		14182	Viscardi, Karen W. - Payroll Bi-Weekly-Direct Deposit 1/28/2020	-	1,197.93	7,938,164.31
1063	PR	762589	01/28/20		14183	Weiland, Kayleen R. - Payroll Bi-Weekly-Direct Deposit 1/28/2020	-	1,313.83	7,936,850.48
1063	PR	762561	01/28/20		14184	Wittenberg, David J. - Payroll Bi-Weekly-Direct Deposit 1/28/2020	-	2,049.91	7,934,800.57
1063	PR	762537	01/28/20		14185	Zazueta, Robert P. - Payroll Bi-Weekly-Direct Deposit 1/28/2020	-	2,556.40	7,932,244.17
1072	CR	767089	01/30/20		1078	HALL, DARRELL -	289.65	-	7,932,533.82
1073	CR	767134	01/30/20		13491	PLANS REVIEW -	306.00	-	7,932,839.82
1073	CR	767136	01/30/20		13503	PLANS REVIEW -	392.00	-	7,933,231.82
1071	CR	767083	01/30/20		1511	INCIDENT REPORTS -	10.00	-	7,933,241.82
1072	CR	767085	01/30/20		1597	Pittman, Samantha -	156.88	-	7,933,398.70
1071	CR	767079	01/30/20		18260	HELLS GATE FIRE DEPARTMENT -	3.21	-	7,933,401.91
1072	CR	767114	01/30/20		20389	RORICK, NORM -	105.00	-	7,933,506.91
1072	CR	767116	01/30/20		20389	Muniz, Tom Sr. -	80.58	-	7,933,587.49
1073	CR	767135	01/30/20		305	PLANS REVIEW -	226.00	-	7,933,813.49
1072	CR	767119	01/30/20		309697	Town of Prescott Valley -	3,755.79	-	7,937,569.28
1072	CR	767108	01/30/20		3821	Findlay Toyota Center -	348.00	-	7,937,917.28
1072	CR	767121	01/30/20		40409798	YAVAPAI CO SHERIFF'S OFFICE -	8,354.75	-	7,946,272.03
1073	CR	767133	01/30/20		4126	PLANS REVIEW -	392.00	-	7,946,664.03
1072	CR	767112	01/30/20		510584254	MOORE, SCOTT -	15.46	-	7,946,679.49
1073	CR	767137	01/30/20		5783	7710 Insurance Company -	1,399.02	-	7,948,078.51
1073	CR	767138	01/30/20		5838	7710 Insurance Company -	1,399.02	-	7,949,477.53

CAFMA-Central Arizona Fire and Medical
GL Account Ledger - Detail By Period
1/1/2020 through 1/31/2020

Batch	Journal	Entry #	Date	Job	Document	Description	Debits	Credits	Balance
10.1100.0.0.000			CASH WITH YAVAPAI COUNTY (CONTINUED)						
1072	CR	767095	01/30/20		706100947	VERDE VALLEY FIRE DISTRICT -	\$2,171.44	\$-	\$7,951,648.97
1072	CR	767123	01/30/20		706501259	MAYER FIRE DISTRICT -	338.12	-	7,951,987.09
1072	CR	767130	01/30/20		706501264	MAYER FIRE DISTRICT -	75.41	-	7,952,062.50
1072	CR	767091	01/30/20		706600346	Yarnell Fire District -	279.52	-	7,952,342.02
1072	CR	767087	01/30/20		7935	EMERY, STEPHEN -	627.11	-	7,952,969.13
1074	GJ-JPA	767145	01/31/20		Cash w/County	Transfer in from CVFD & CYFD	1,364,163.85	-	9,317,132.98
1084	GJ	775441	01/31/20		Cash w/County	Interest General Fund	9,303.73	-	9,326,436.71
1086	GJ	775446	01/31/20		Cash w/County	Correct payment to R. Molina 1-9-20	-	0.58	9,326,436.13
CASH WITH YAVAPAI COUNTY TOTALS:							\$2,014,011.86	\$2,375,935.43	\$9,326,436.13
TOTAL OF LEDGER:							\$2,014,011.86	\$2,375,935.43	\$9,326,436.13

CAFMA-Central Arizona Fire and Medical
GL Trial Balance Worksheet
For The Period of 1/1/2020 through 1/31/2020

Account	Description	Balances				Adjustments
		Beginning	Debits	Credits	Ending	
10.1100.0.0.000	Cash with Yavapai County	\$9,688,359.70	\$2,014,011.86	\$2,375,935.43	\$9,326,436.13	
TOTALS:		<u>\$9,688,359.70</u>	<u>\$2,014,011.86</u>	<u>\$2,375,935.43</u>	<u>\$9,326,436.13</u>	

* Inactive accounts are marked and appear in grey.

Central Arizona Fire and Medical Authority
Capital Projects Fund
GL #1200

Fiscal Year
2019-20

Date	Transaction	Debit	Credit	Balance
07/01/19	Fiscal Year Beginning Balance			\$ 5,047,129.31
07/31/19	Interest	\$9,569.92		\$ 5,056,699.23
08/31/19	Interest	\$17,888.57		\$ 5,074,587.80
09/30/19	Temp borrowed funds moved to GF		\$3,000,000.00	\$ 2,074,587.80
09/30/19	Interest	\$23,263.33		\$ 2,097,851.13
10/31/19	Interest	\$6,192.56		\$ 2,104,043.69
11/30/19	Interest	\$0.00		\$ 2,104,043.69
12/31/19	Interest	\$16,730.33		\$ 2,120,774.02
01/31/20	Interest	4984.54		\$ 2,125,758.56
01/31/20	County error-removed check not ours		\$968.13	\$ 2,124,790.43

SAMPLE

Central Arizona Fire and Medical Authority

FIRE PROTECTION SERVICES AGREEMENT

This Fire Protection Agreement is made effective _____, between the Central Arizona Fire and Medical Authority, a political subdivision of the State of Arizona, hereinafter referred to as "AGENCY" and _____, hereinafter referred to as the "Applicant." The property under consideration is described as:

Street Address:

Mailing Address:

Contact Phone Number:

Yavapai County Assessor's Parcel Number:

IT IS THEREFORE MUTUALLY UNDERSTOOD AND AGREED AS FOLLOWS:

1) Purpose. AGENCY shall provide fire protection and limited emergency medical services under the terms of this Agreement.

2) Duration and Renewal. The effective term of this Agreement shall be from _____ through **June 30, 2019**. The provisions of this Agreement shall renew automatically on July 1 of each year for consecutive one-year terms, unless either party pursues termination of the Agreement pursuant to Paragraph 11.

3) Services Provided. Fire Suppression, Emergency Rescue, and limited Emergency Medical Services (collectively "Emergency Services") will be provided under this Agreement. Unless the Incident Commander (senior AGENCY Officer present) requests additional help, AGENCY shall provide a standard response as determined by AGENCY dispatch protocols on each emergency call from the Applicant, subject to conditions below.

It is intended that the Emergency Services provided under this Agreement shall be made available to the individuals residing at the property described in the Preamble above (the "Property") or invitees of said residents (collectively, "Service Recipients") in conjunction with the above-referenced Property irrespective of whether the Property is owner-occupied or leased. While the Applicant shall be responsible for all fees assessed under this Agreement, AGENCY also reserves the right to invoice any actual Service Recipient for the services provided under this Agreement, according to the fee schedule adopted by AGENCY, as amended from time to time. Said billing shall be in addition to the service fee charged under this Agreement.

In providing services under this Agreement, AGENCY reserves the right to involve such other jurisdictions and EMS or suppression service providers as it deems necessary, consistent with its then current protocol. No assurances are made as to

whether, or to what extent, any such third party providers will respond. Applicant and Service Recipients may be responsible for any additional charges assessed by such other service providers.

Applicant herein acknowledges that AGENCY alone will determine its response to any given incident and that AGENCY alone will determine the number of units and personnel responding to such incident. Applicant further acknowledges that such response is subject to, among others and without limitation, any unforeseen circumstance, a major fire, other accidents, conflicting concurrent calls, reduction in force, road closure, poor road conditions, acts of God, or other situations in which there is a shortage of manpower or equipment. Applicant understands that the response time will likely be extended beyond that which might be regularly expected elsewhere within the jurisdictional boundaries of AGENCY by reason of the distance to and isolation of the Applicant's Property, the limited manpower available, access limitations, road conditions, and the other calls within AGENCY that may take priority, and Applicant hereby consents to the same. In addition, Applicant acknowledges and agrees that AGENCY's response and effectiveness may be limited by a lack of adequate water supply.

Applicant acknowledges and agrees that AGENCY may, in its sole discretion, give priority to other emergency calls either within AGENCY's jurisdictional boundaries or outside AGENCY boundaries, potentially causing a delay in response time. Further, Applicant acknowledges and agrees that AGENCY may, in conjunction with any call to the Property, respond with insufficient equipment or manpower on occasion, either by reason of limited manpower, equipment availability, resource allocation, or by reason of the limited information having been made available to AGENCY in conjunction with the determination of the appropriate response.

Applicant hereby acknowledges that no assurances are given or warranties made as to the response time or service level that will be offered, and agrees to hold the AGENCY harmless from and indemnify AGENCY for any and all damages which might be incurred by Applicant, Service Recipient, to Applicant's Property or to any third party's property or person, including that of any Service Recipient, by reason of extended response times, reduced equipment or manpower response, the decision to involve other service providers, failure to involve other jurisdictions or service providers, AGENCY's decision to allocate resources elsewhere either inside or outside of AGENCY's jurisdictional boundaries, the allocation of manpower or equipment, or other operational decisions which might result in delay or additional loss of life or property.

Further, Applicant acknowledges and agrees that AGENCY shall not be liable for the negligent act or omission of any third party service provider. Applicant also agrees that AGENCY is under no obligation to transport any Service Recipient. Applicant acknowledges that AGENCY does not hold a Certificate of Necessity and does NOT provide ambulance or non-emergency transport services, and that transport services are typically provided through a third party. Applicant, Service Recipient, or both, shall be solely responsible for any and all expenses associated with any transport services utilized by either.

4) Response Time. AGENCY shall make reasonable efforts to respond to Applicant's emergency calls in a manner consistent with then-current agency protocol, subject to the terms and conditions set forth in this Agreement. Applicant hereby acknowledges that response times are subject to variations due to existing weather conditions, road conditions, travel distance, traffic conditions, property identification, conflicting responses, equipment and manpower availability or allocation, and access to Applicant's Property. Applicant acknowledges that because of the substantial distance involved, the minimum response time likely to be experienced by Applicant may exceed that of other recipients within the jurisdictional boundaries of AGENCY, and that no assurances are given by the AGENCY as to what ISO rating might apply to the Applicant's Property.

5) Routing Information. Applicant agrees that it shall provide AGENCY with current routing information to Applicant's Property in a form acceptable to AGENCY Fire Chief, and will endeavor to inform all occupants of subject Property of the proper procedures to follow in case of fire.

6) Access. Applicant hereby specifically acknowledges that standard access roads sufficient to allow AGENCY fire equipment to reach the scenes of emergency calls are a significant factor in AGENCY's ability to respond to emergency calls within a reasonable and expeditious time. If access roadways are not maintained by other public service agencies, the responsibility of providing and maintaining adequate access rests solely with Applicant. Applicant hereby agrees to hold AGENCY harmless from and to fully indemnify AGENCY for any liability or damages arising from any delay which might occur by reason of limited, inadequate or poorly maintained access, inadequate address or access description, or failure of Applicant or the Property to comply with applicable fire codes, building codes, zoning codes or recommendations or requirements made by any agency or AGENCY.

Applicant hereby grants to AGENCY the right of ingress and egress and to enter upon Applicant's Property for purposes of conducting inspections to determine accessibility, and to observe any other matters which may affect AGENCY's ability to provide services under this Agreement. Nothing herein shall be construed as requiring AGENCY to make any such inspection, or to require that AGENCY report to the Property owner in regard to any accessibility issues.

7) Compensation; Calculation; Payment. As consideration for AGENCY's provision of Emergency Services under this Agreement, Applicant shall pay to AGENCY a sum (the "Service Fee") equal to the amount which would be paid if the Applicant's Property was located in and taxable by the respective fire district (either the Central Yavapai Fire District or the Chino Valley Fire District) which would otherwise contract to provide such services to Applicant at that fire district's then current tax rate, any applicable bond debt servicing rates, plus an administrative fee equal to \$50.00 as modified from time to time. The Service Fee shall be owed to AGENCY by Applicant even if there is no current county tax assessed on the Property: by reason of the fact that the property is considered to be non-taxable; because no net assessed value has

been established; or for any other reason. In that event, for the purpose of calculating the Service Fee to be paid by the Applicant, 10% of the full cash value as indicated by the county assessor's office may be used as the assessed value, or if the full cash value is not available, the value of the property shall be established by way of appraisal conducted by a duly-licensed real estate appraiser provided by and solely at the cost of Applicant.

If the property is appraised, the assessed value will be 10% of the appraisal. The then current fire district tax rate shall be applied to said property value, plus any then-applicable bond debt service rates and an administrative fee equal to \$50.00. If for some reason the current assessed value information is unavailable, then the Service Fee under this contract, as renewed, will be equal to the Service Fee charged for the immediately preceding service year, plus 10%, until such time as the current property value information becomes available, at which time the fee for the then-current year shall be recalculated and an adjustment to the Service Fee made.

Payment shall be due when this Agreement is signed; alternatively, payment arrangements may be approved in the sole discretion of AGENCY for quarterly payments with the first payment being due and payable simultaneous with the execution of this Agreement and thereafter on the first day of each subsequent quarter. Any payment not received within 30 days of the due date will be considered in default and may result in the termination of this Agreement. For the initial term of the Agreement, the parties agree that the fee shall be \$«F17», but that such fee may be prorated (based on 12 months).

In the event of termination of this Agreement due to non-payment by Applicant of the agreed Service Fee within 30 days of due date, Applicant must reapply for Emergency Services pursuant to a new Agreement. In such event, the only option for payment under such new Agreement shall be for payment of all monies due in full at the time of execution of the new Agreement; other payment arrangements will only be considered upon renewal of the Agreement after completion of the initial term of the new Agreement.

The Service Fee paid to AGENCY by Applicant pursuant to this Agreement shall be considered earned by AGENCY when paid, and shall not be conditioned upon or modified by reason of the number of responses made by AGENCY to the Applicant's property during the term of this Agreement. While Applicant shall be responsible for all Service Fees assessed under this Agreement, AGENCY also reserves the right to invoice any actual Service Recipients for the services provided under this Agreement according to the then-current fee schedule adopted by AGENCY, as amended from time to time. Said invoice shall be in addition to any Service Fee due under the terms of this Agreement.

8) Insurance. Applicant shall provide AGENCY with a current certificate of liability and hazard insurance, together with the name and address of insurance agent, name of insurance company providing coverage, and insurance policy number.

9) Waiver and Disclaimer of Liability. Applicant agrees that AGENCY shall not be liable for any consequential damages to Applicant or any Service Recipient, including but not limited to any lost income or profits suffered by Applicant or any Service Recipient. In consideration of AGENCY's agreement to provide services under the terms of this Agreement, Applicant agrees to hold AGENCY harmless and hereby releases AGENCY from and indemnifies AGENCY for any and all claims, demands, liability and causes of action that may arise as a result of AGENCY providing the services described herein. Applicant specifically agrees to hold AGENCY harmless from, in addition to the foregoing, any claims, demands, liability or causes of action which might arise out of AGENCY's inability to provide, or any delay or limits in providing services, due in whole or in part to the conditions spelled out in Sections 3, 4, 5, and 6 of this Agreement.

10) No Third-Party Beneficiaries. This Agreement will be for the benefit of the parties named herein only and shall not be construed as having been entered into for the benefit of any third party.

11) No Warranties. Nothing herein shall be construed as a warranty by AGENCY against damages, whether to real property or personal property, which may result by way of fire, injury to a person, by accident or any other emergency occurring on Applicant's Property.

12) Limitation of Damages. In the event of breach or non-performance by AGENCY, Applicant's sole remedy shall be limited to the termination of this Agreement and refund of any unearned fees for that current contract year, the parties hereto having agreed that said fees are a reasonable amount of damages. This limitation of damages shall bind, without limitation, Service Recipients, family members, legal representatives, assigns and successors in interest of the Applicant. The waiver, hold harmless and indemnification provisions of this Agreement are for the benefit of AGENCY and shall survive the termination of this Agreement.

13) Termination. Either party may terminate this Agreement by thirty (30) days' written notice of termination delivered to the other party at these addresses:

For AGENCY:

Central Arizona Fire and Medical Authority
8603 E. Eastridge Drive
Prescott Valley, AZ 86314

For Applicant:

In the event of termination of this Agreement after the Applicant has paid the required payment due for that term, AGENCY shall return funds to the Applicant prorated on a per day basis for the period after the date of termination.

In the event Applicant sells the subject property or otherwise disposes of the same, this Agreement will terminate immediately upon notification from the Applicant of same; provided, however, that the indemnification requirements imposed on Applicant under this Agreement for incidents occurring during the term of this Agreement shall survive the termination hereof. Nothing herein shall prevent AGENCY from negotiating a new emergency services Agreement with the new owner of the subject property.

14) Cancellation Due to Conflict. AGENCY may cancel this Agreement pursuant to the mandates of A.R.S. §38-511.

15) Severability. If any provision of this Agreement shall be held to be unconstitutional, invalid, or unenforceable, it shall be deemed severable; however, the remainder of the Agreement shall not be affected and shall remain in full force and effect.

16) Fire Code Compliance. Applicant hereby specifically acknowledges that all operations and activities, as well as new construction, and remodel of structures when applicable, will be in compliance with AGENCY's adopted Fire Code.

The undersigned warrants to AGENCY that the Applicant has the power to enter into this Agreement and that all necessary acts have been taken to enter into this Agreement.

APPLICANT

By _____
Date

CENTRAL ARIZONA FIRE & MEDICAL
AUTHORITY

Board Chair Date

ATTEST:

By _____
Date

Board Clerk Date

620 DISCIPLINE

Created/Revised: 07/01/2016

Reviewed: 11/19/2012



I. PURPOSE

The fundamental objective of personnel administration is to promote professionalism among Agency members by providing good working relationships, uniform member policies, opportunity for advancement, and consideration for the members' welfare.

II. SCOPE

This policy applies to all Agency members.

III. POLICY

Discipline Defined

Training that corrects, molds, or perfects the mental faculties; a rule or system of rules governing individual and group behavior and/or performance.

Discipline encompasses all aspects of supervision, which corrects, molds, strengthens, or guides Agency members toward greater productivity and satisfactory adjustment to working relationships. It involves relationships among all Agency members and includes interaction with the public on or off duty. An atmosphere of discipline is achieved through instruction, good example, and practices that influence members to abide by rules, regulations, and procedures.

Good discipline is the essence of teamwork. It has as its objective self-discipline or that control which is self-motivated. It is fostered and sustained by firm and decisive leadership and consistent, fair, and equal treatment of all members of the Agency.

Emphasis should be placed on preventing situations that require disciplinary actions. When a supervising officer determines that disciplinary action is necessary, the supervisor will inform the member concerned of the reasons for the action. This should not be an emotional decision. *The officer should keep in mind that the primary objective of discipline is to correct and rehabilitate, not to punish and penalize.*

Explanation of Responsibilities

Battalion Chiefs and below should focus on individuals and actions; the Assistant Chiefs / Directors and Fire Chief may consider and administer discipline based on larger Agency concerns.

Chief Officers

Chief Officers will maintain discipline and administer disciplinary actions equitably

620 DISCIPLINE

Created/Revised: 07/01/2016

Reviewed: 11/19/2012



within all units under their command. It is their responsibility to be sure that all members of their command know the rules, regulations, administrative instructions, and conditions of employment that they must observe.

Chief Officers shall:

- Be responsible for disciplinary action, including, but not limited to:
 - Admonishment
 - Official reprimand
 - Suspension
 - With pay
 - Without pay (Assistant Chief / Director and above only)
 - Demotion (Fire Chief only)
 - Termination (Fire Chief only)
- Constantly be aware of the attitude and conduct of members under their supervision by frequent conferences with subordinate officers and perusal of company personnel records.
- Investigate and evaluate all reports or observations of offenses or infractions; and when conditions warrant, administer disciplinary action.
- Investigate all formal charges initiated by subordinate officers and if found valid, forward the charges, the results of the investigations, and specific recommendations for disciplinary action to the responsible authority.
- Maintain an employment file for each of the officers directly under their supervision.

Note: The Fire Chief shall be the only officer to demote or dismiss a member. The Chairman of the Board of Directors shall be notified of any dismissal as soon as possible.

Company Officers / Supervisor

The company officer is charged with the responsibility of assigning, reviewing, and checking the work of the members of the company; evaluating and achieving adequate performance; approving requests and resolving grievances. The company officer is also responsible for maintaining proper conduct and discipline among members of the company. Company officers may administer the following disciplinary actions: admonishment, reprimand. They may also recommend temporary suspension with pay to their supervisors.

The company officer shall:

Maintain an atmosphere conducive to good relations between management and member, and produce work efficiently. This includes good communications. Discipline administered by a company officer must be communicated to the appropriate battalion chief.

620 DISCIPLINE

Created/Revised: 07/01/2016

Reviewed: 11/19/2012



- Keep members of the company informed of rules, regulations, and standards of conduct.
- Take all reasonable steps to prevent situations that might lead to disciplinary action.
- Gather and analyze all facts and carefully consider circumstances before taking disciplinary action.
- Constructively discipline members individually and in private whenever possible.
- When circumstances warrant, recommend more severe disciplinary action (above reprimand) to superior officers.

Causes for Disciplinary Action

Disciplinary action may be taken if any of the following are violated:

- Federal, State, or local laws or ordinances.
- Agency Policies and Operational Procedures.
- Agency Administrative Directives.
- Deleterious behavior not specifically mentioned in the above

Disclosure of Information

When an Agency member is detained or suspected of committing a criminal offense; arrested for a felony or misdemeanor offense; and/or has knowledge that they are a principle in a written crime report or complaint filed with any police agency regarding an offense committed (excluding only minor traffic violations not involving any allegation of drug or alcohol impairment) the following notifications shall be made by both the involved member and any other member who has knowledge of such involvement of the member:

- The member's immediate supervisor
- The Assistant Chief / Director of the applicable Division
- Human Resource Director
- Fire Chief

The appropriate Assistant Chief / Director and Human Resource Director shall conduct a preliminary investigation. The scope of the investigation shall be the same as when an allegation of misconduct of a member is received from any source. All evidence obtained solely as a result of the administrative investigation is confidential and shall not be disclosed. Results will be kept in the Administrative Human Resource files.

620 DISCIPLINE

Created/Revised: 07/01/2016

Reviewed: 11/19/2012



Failure to disclose information can result in discipline up to and including termination.

Emergency Medical Certification

Failure to have a current copy of medical certification cards on file will result in the loss of any associated assignment pay and may result in disciplinary action. Full time members will be removed from shift work and reserves will be removed from auxiliary staffing status until copies of medical certification cards can be obtained.

Loss of required certifications or licenses due to non-renewal, suspension, and/or revocation will result in the member being placed on administrative leave from his current position pending an investigative hearing to determine member's responsibility or negligence. If negligence is found, the member will be placed on leave without pay until such time as required certification / license is reinstated.

Motor Vehicle Records requirements:

All Agency members must have a valid driver's license for employment. Failure to meet this requirement may result in termination. The Arizona Department of Transportation, Motor Vehicle Division (MVD) may suspend a license in the event that an individual receives a Class A violation. Examples of Class A violations are as follows:

- Driving while intoxicated or under the influence.
- Negligent homicide arising out of the use of a motor vehicle (gross negligence).
- Using a motor vehicle for the commission of a felony.
- Operating a motor vehicle without owner's authority.
- Permitting an unlicensed person to drive.
- Reckless driving.

Class B violations are any moving violation not considered a Class A violation. Speeding, unlawful lane-change, and traveling too fast for road conditions are examples of Class B violations.

Any individual receiving 2 Class B moving violation convictions or chargeable accidents in a 3-year period will receive a counseling letter from the Fire Chief.

Any individual receiving 3 Class B moving violation convictions or chargeable accidents in a 3-year period will receive written discipline.

Any individual receiving more than 3 Class B moving violation convictions or chargeable accidents in a 3-year period will face further discipline up to and including termination. Additionally, the individual may face termination if the Agency insurance carrier declines to cover the individual.

620 DISCIPLINE

Created/Revised: 07/01/2016

Reviewed: 11/19/2012



Note: All situations will be evaluated on a case-by-case basis and unusual circumstances will be taken into account.

Subject to a Court Order

An Agency member who is or believes is about to be subject (respondent) of a court order or who initiates a court order (petitioner) shall comply with the following procedures as it applies to their involvement. The primary responsibility for compliance with a court order rests with the member. Members are reminded that a court order supersedes any conflicting rule or regulation and any violation of the order can result in discipline. Therefore, any member who is served with or believes that they are about to be the subject of any court order shall immediately notify, in writing, their chief officer, either directly or through a supervisor, of the court order and provide the appropriate Assistant Chief / Director with a copy of all related court orders. Additionally, the member shall notify the appropriate Assistant Chief / Director of:

- Conditions of the court order, including any specific Agency facilities identified in the order or any possible Agency facility where the petitioner may be located.
- Potential conflict between the court order and the members duties; and
- Any subsequent modification to or expiration to the court order.

Should the member be given any direction which may result in a potential violation of a court order, the member shall advise the person giving the direction of a potential violation and their inability to comply with the request.

Types of Discipline and Their Administration

Although progressive discipline is preferred, some infractions may warrant a higher level of discipline on the first offense.

Any discipline that may include loss of pay or restitution must be at the level of admonishment or above and will include the Loudermill process. The Loudermill process may be waived (in writing) by the recipient.

Coaching/Mentoring Informal counseling (non-disciplinary)

Normal day-to-day guidance. Used for a one-time problem and is not formally documented. Supervisor may take notes for future reference.

Formal Counseling (non-disciplinary)

A counseling session is a discussion between a member and a supervisor involving unacceptable behavior and/or performance.

Counseling is non-disciplinary in nature. However, counseling sessions may

620 DISCIPLINE

Created/Revised: 07/01/2016

Reviewed: 11/19/2012



impact future necessary disciplinary actions and/or performance evaluations.

Supervisors should document all counseling sessions in order to track behavior and/or performance patterns. This will be done on the Formal Counseling Form and kept by the supervisor for future reference.

Documentation of counseling sessions will not become part of the member's employment file.

Formal counseling is not disciplinary in nature and is not grievable.

All Formal Counseling will be communicated to the appropriate Battalion Chief or supervisor.

Admonishment (verbal warning) Written Warning

~~An admonishment is a verbal~~ written warning reprimand to a member concerning misconduct or inadequate performance. This is the first step of the official discipline process and is grievable.

All official reprimands shall be signed by the member acknowledging receipt and explanation of the reprimand and a copy.

Records of admonishment are permanent records and will be maintained in the member's employment file in Human Resources.

Prior to delivery of discipline, the situation will be discussed with the supervisor's supervisor.

Official Written Reprimand (written warning)

~~An official~~ Written reprimand is a formal notice on an "Employee Disciplinary Report" to a member concerning significant misconduct, inadequate performance, or repeated infractions of a lesser nature. Official reprimands are permanent records to be filed in the member's employment file in Human Resources and in their supervisor's file.

An official reprimand may result from specific formal charges submitted by a supervising officer or as the result of an accumulation of infractions, which in the opinion of a supervising officer necessitates more severe disciplinary action.

All official reprimands shall be signed by the member acknowledging receipt of an explanation of the reprimand and a copy.

Records of reprimands will be maintained in the member's employment file in Human Resources.

620 DISCIPLINE

Created/Revised: 07/01/2016

Reviewed: 11/19/2012



Prior to delivery of discipline, the situation will be discussed with the supervisor's supervisor.

Suspension With / Without Pay (disciplinary layoff)

A suspension is a designed absence from duty, in a paid or non-paid status, which may be imposed for violating the Operating Standards, Policies and Procedures, or Administrative Directives of the Agency, or for breaches of good order and discipline.

For disciplinary purposes, officers having the responsibility for supervision of battalions may suspend members with pay. In every case, they shall immediately notify the appropriate Assistant Chief / Director by telephone. They shall subsequently submit a report of their investigation, prepare and forward charges, and make specific recommendations for appropriate disciplinary action.

Assistant Chiefs / Directors and Fire Chief may suspend members without pay after an investigation has occurred. Suspension without pay will not be carried out until the grievance process is completed.

Suspension shall be documented on an "Employee Disciplinary Report."

All suspensions shall be signed by the member acknowledging receipt of an explanation of the reprimand and a copy.

Records of suspensions will be maintained in the member's employment file in Human Resources.

Demotion (position reduction)

Demotion of an Agency member must be in accordance with Agency rules for violating the Operating Standards, Policies and Procedures, Administrative Directives of the Agency, or for breaches of good order and discipline. Demotion will result in a reduction of pay. The final decision to demote is made by the Fire Chief. Therefore, demotions may be grieved to the Board of Directors.

Demotion shall be documented on an "Employee Disciplinary Report".

All Demotions shall be signed by the member acknowledging receipt of an explanation of the reprimand and a copy.

Records of Demotions will be maintained in the member's employment file in Human Resources.

Dismissal

620 DISCIPLINE

Created/Revised: 07/01/2016

Reviewed: 11/19/2012



Dismissal is the most severe type of disciplinary action. Before it is initiated, the facts and circumstances of each individual case must be carefully analyzed and must support the conclusion that the member has clearly demonstrated an unwillingness or refusal to conform to the rules of conduct. Normally, a progression of disciplinary measures will be applied in an effort to rehabilitate a member before dismissal is considered. Certain violations; however, are serious enough to warrant dismissal for the first or second offense. The final decision to dismiss is made by the Fire Chief. Therefore, dismissals may be grieved to the Board of Directors.

Any discipline that results in a loss of pay may be willingly accepted or grieved. If the discipline is grieved, it shall follow the grievance policy.

Mallory Safety & Supply LLC

645 Wilson Street, Eugene, OR 97402
(541) 683-9333 • Fax (541) 683-8107

QUOTATION

Purchase Order Address:
PO Box 2068
Longview, WA 98632

Order Number	
2571198	
Order Date	Page
2/13/2020 11:14:47	1 of 1
Estimated Date:	
3/16/2020 00:00:00	

Bill To:

CENTRAL ARIZONA FIRE AND MEDICAL AUTHORITY
ATTN: ACCOUNTS PAYABLE
8603 Eastridge Dr
Prescott Valley, AZ 86214

Ship To:

CENTRAL ARIZONA FIRE AND MEDICAL AUTHORITY
8603 Eastridge Dr
ATTN: Nick Fournier
Prescott Valley, AZ 86214

Quote Expires On 6/12/2020

Requested By: Nick Fournier

Customer ID: 121327 Carrier: UPS Ground commercial

Freight: CUSTOMER PAYS FIXED FREIGHT AMOUNT

PO Number					Ship Route	Taker			
BALLISTIC PACKAGE						DRUMPZA			
Order Line	Quantities					Item ID Item Description	Pricing UOM	Unit Price	Extended Price
	Ordered	Shipped	Remaining	UOM Unit Size	Disp.		Unit Size		

1	37.0000		EA	1.0	UNISI-USPC-RD US PLATE CARRIER RED	EA 1.0	127.94	4,733.78
2	74.0000		EA	1.0	UNISI-ACERGEN2-10X12 ACER GEN 2 LEVEL IIIA STEEL PLATE	EA 1.0	109.72	8,119.28
3	37.0000		EA	1.0	UNISI-PASGT3A-LG PASGT LEVEL IIIA BALLISTIC HELMET LG	EA 1.0	268.19	9,923.03

Total Lines: 3

SUB-TOTAL: 22,776.09
TAX: 0.00
FIXFREIGHT : 500.00
AMOUNT DUE: **23,276.09**

Dispositions: C = Cancelled B = Backordered P = Production Item

U.S. Dollars

FX TACTICAL

QUOTE

8948 W. CACTUS RD, PEORIA, AZ 85381

PHONE: 623-877-1257

jgregory@fx-tactical.com

DATE: 02-05-2020

TO:

NICK FOURNIER
CENTRAL YAVAPAI FIRE

928-
@cazfire.org

TERMS		EST DELIVERY	VALID	SHIP VIA	SALESPERSON
NET 30		45 DAYS		UPS	JEFF GREGORY
ITEM NO.	QTY	DESCRIPTION	UNIT	UNIT PRICE	TOTAL
FRK-360-CIIIA	30.00	PARACLETE FRK-360 PLATE CARRIER WITH CIIIA-2 SOFT ARMOR CUMMERBUND	EA	\$353.70	10,611.00
SPLT57SCSQ	60.00	PARACLETE 10X12" STEEL RIFLE PLATES	EA	\$120.40	7,224.00
HLM104KT00	30.00	PARACLETE LEVEL 3A BALLISTIC HELMET WITH MSS SUSPENSION SYSTEM, FULL CUT	EA	\$410.00	12,300.00
				Subtotal	30,135.00
				Tax	2,440.94
				Sub Total	32,575.94
				Ship-Handling	\$0.00

Tax rate: 8.1 %

Total

\$32,575.94

TO: Fire Board
FROM: Chief Bliss
DATE: February 19, 2020

SUBJECT: MOTION, DISCUSSION AND ACTION REGARDING APPROVAL TO
PURCHASE BUDGETED SCBA COMPRESSORS FOR AMOUNT NOT
TO EXCEED \$90,000.00

Motion to approve the purchase of budgeted SCBA Compressors for amount not to exceed \$90,000.00.

Purchase of SCBA Breathing Air Compressors:

Based on our Board-approved capital replacement plan, we have an SCBA breathing air compressor due for replacement. We have \$90,000.00 budgeted for this item and would like authorization to make this purchase not exceeding that budgeted amount. With the amount budgeted, our plan is to purchase two compressors. One of these is a replacement unit for station 61 and one is a new additional compressor unit that will be placed at station 54. In a continued effort toward ease of maintenance and equipment uniformity the SCBA maintenance program would like to purchase Bauer brand compressors. This purchase will be through United Fire.

If you have any questions, please call Chief Bliss at (928) 772-7711.



www.unitedfire.net
800.362.0150

335 N. Fourth Avenue, Tucson, AZ 85705

Quote UFEQ29103

Valid through February 23, 2020

Prepared For:

Central Arizona Fire and Medical
Domenic Scaife
Phone: (928) [REDACTED]
2608 E. Center Force
Prescott, AZ 86301
[REDACTED]@cazfire.org

Prepared By:

Paul Fraser
Product Manager/Sales Associate
Phone: (800) 362-0150
Fax: (520) 882-3991
Email: PaulF@ufec.com





Paul Fraser



Below is the interactive version of the quote, you can choose options and see the quote totals.

For the full presentation proposal, [click here](#) to view or download the PDF version of this quote. You can sign and fax this in, or you can save time by simply electronically accepting this quote below.

Line Item Detail

QTY	Description	Unit Price	Ext Price
DEWEY LOCATION			
BAUER UNICUS 4 BREATHING AIR COMPRESSOR			
1	Bauer Unicus 4 Breathing Air Compressor, 6000 PSIG, 13 CFM Single Phase 10 HP 4-Stage STANDARD SCOPE OF SUPPLY BAUER breathing air purification system with SECURUS P2 BAUER PLC based controller with 7 color HMI touchscreen display NEMA 4 rated electrical enclosure with UL@ listed control panel Compressor low oil pressure and high temperature safety shutdowns Emergency stop push button Hinged cascade fill control panel with Lexan laminate air flow/fill schematic Audible alarm on safety shutdowns Inlet filter maintenance indicator Automatic condensate drain system with non-corrosive condensate reservoir and integrated float sensor and automatic Full Indication and compressor shutdown Two (2) UN6000 code stamped air cylinders installed in an integral rack designed to hold four cylinders Sound attenuating enclosure with slam-action latches and lift-off type hinges NFPA 1901 2016 edition compliant 3 position containment fill station accommodates SCBA or SCUBA cylinders up to 31" overall length. 100 ft high pressure cabinet enclosed hose reel [UN4/RF/REL-9]	 \$46,500.00	\$46,500.00
1	Two (2) Additional UN 6000 PSIG cylinders	\$3,700.00	\$3,700.00
1	Installation, Startup, Initial Air Test, and Training for all Instructors on Safe Operation of Breathing Air System.	\$625.00	\$625.00
CHINO VALLEY LOCATION			
BAUER LEGACY 13 CFM 10 HP SINGLE PHASE 4-STAGE			
1	Bauer Legacy 13/E-1, Compressor 13 scfm 6000 psig service 10 hp Automatic drain system P2 SECURUS Grade E purification, 67,000 cu. ft. processed Interstage pressure gauges	 \$16,000.00	\$16,000.00
1	Fill Station, Cascade, 2-Position Regulated Auxiliary Remote Fill	\$8,000.00	\$8,000.00



<input type="text" value="2"/>	Cylinder, ISO-UN 6000, 510 cu.ft., w/702 Valve	\$995.00	\$1,990.00
<input type="text" value="2"/>	Nut/Nipple 7500, CGA702BR	\$15.00	\$30.00
<input type="text" value="1"/>	Rack, 2-Position Steel	\$600.00	\$600.00
<input type="text" value="30"/>	Hose, 6000, PSI	\$5.47	\$164.10
<input type="text" value="6"/>	Hose, End, JIC, FM	\$7.66	\$45.96
<input type="text" value="6"/>	Elbow,90 deg,1/4 JIC M X F NPT	\$5.64	\$33.84
<input type="text" value="1"/>	Installation, Startup, Initial Air Test, and Training for all Instructors on Safe Operation of Breathing Air System.	\$625.00	\$625.00

CENTRAL ARIZONA FIRE & MEDICAL is responsible for the unloading and location prior to the technician coming up to complete the installation.electrical hook up to the compressor..
Do Not start the machine as damage may occur and will void the warranty

SubTotal: \$78,313.90
Shipping: \$4,950.00
Sales Tax: \$6,704.56
Total: \$89,968.46

Payment Options

☐ **Purchase (Terms)**
Terms

\$89,968.46
full payment

Ready to Accept?

Order Confirmation

We reserve the right to cancel orders arising from errors, inaccuracies, or omissions.

☐ I agree to the terms and conditions of the above document and PDF attachment with an electronic signature below.

IP Address 24.117.179.114

PO Number

(Optional: Enter PO Number as your reference only.)

Comments

Email Address

Printed Name

Signature

"signatures" could include: /john smith/; /js/; /js123/, etc

Have Questions?

Not Ready To Accept? Have Questions?

Submit

(Note, you will receive a copy of your message by email.)

No questions posted yet.

Time expressed in US Mountain Standard Time UTC-07:00

To see more products visit www.unitedfire.net