

AGENDA

**Central Arizona Fire and Medical Authority
Central Yavapai Fire District Board of Directors
CY Regular Meeting
Thursday, May 21, 2020, 4:30 pm - 5:00 pm
Central Arizona Fire and Medical Authority, Administration, 8603 E. Eastridge Drive,
Prescott Valley**

NOTICE OF MEETING

Pursuant to A.R.S. § 38-431.02, notice is hereby given to the members of the Central Yavapai Fire District Board of Directors and the general public that the **Central Yavapai Fire District** will hold a meeting open to the public on **Thursday, May 21, 2020 at 4:30 p.m.** The meeting will be held at **Central Arizona Fire and Medical Authority, Administration, 8603 E. Eastridge Drive, Prescott Valley, Arizona.** The Board may vote to go into Executive Session on any agenda item, pursuant to A.R.S. §38-431.03(A)(3) for discussion and consultation for legal advice with the District's Attorney on matters as set forth in the agenda item. The following topics and any variables thereto, will be subject to Board consideration, discussion, approval, or other action. All items are set for possible action.

1. CALL TO ORDER / ROLL CALL OF BOARD MEMBERS
2. PLEDGE OF ALLEGIANCE
3. CALL TO THE PUBLIC

In accordance with A.R.S. §38-431.01(H) and as a matter of policy, the Central Yavapai Fire District Board has decided to allow public comments as time permits. Therefore, those wishing to address the Board regarding an issue within the jurisdiction of this public body may do so in an orderly manner that includes completing a Call to the Public Form and submitting it to staff for the record. If a written statement is being read, please provide a copy to ensure it is entered into the record accurately. Individuals will be limited to speak for three (3) minutes and Call to the Public shall not exceed 15 minutes per meeting.

4. CONSENT AGENDA

All matters listed under consent agenda are considered to be routine by the Central Yavapai Fire District Board and will be enacted by one motion. There will be no separate discussion on these items. Any item may be removed by a Board member and will be considered separately for motion, discussion and action.

- A. Approve Regular Session Minutes - April 27, 2020
- B. Approve General Fund Financial Statements
- C. Approve Bond Debt Service Financial Statements
- D. Approve Annexation and Resolution 2020-10, Fischer/Schnitker, Parcel 306-01-075C
- E. Approve Annexation and Resolution 2020-11, Granillo's Investments, LLC, Parcel 306-01-075T
- F. Approve Annexation and Resolution 2020-12, Wilhoit, Parcel 306-01-075A
- G. Approve Annexation and Resolution 2020-13, Granillo's Investments, LLC, Parcel 306-

01-075S

- H. Approve Annexation and Resolution 2020-14, McMannis, LLC, Parcel 306-01-075J
 - I. Approve Annexation and Resolution 2020-15, Granillo's Investments, LLC, Parcel 306-01-075Q
 - J. Approve Annexation and Resolution 2020-17, Granillo's Investments, LLC, Parcel 306-01-075N
 - K. Approve Annexation and Resolution 2020-19, Granillo's Investments, LLC, Parcel 306-01-075L
5. VOTE TO GO INTO EXECUTIVE SESSION
- A. Legal Advice Pursuant to A.R.S. §38-431.03(A)(3) and Instruction to District Legal Counsel Pursuant to A.R.S. §38-431.03(A)(4) Regarding Training Center Drainage Issues
6. OLD BUSINESS
- A. Motion, Discussion, and Action Related to Training Center Drainage Issues
7. NEW BUSINESS
- A. Motion, Discussion, and Action Regarding Approval of Tentative Fiscal Year 2020-2021 Budget
8. ADJOURNMENT

Disabled persons needing reasonable accommodations should call 928-772-7711 prior to the scheduled meeting.

MINUTES

**Central Arizona Fire and Medical Authority
Central Yavapai Fire District Board of Directors
CY Regular Meeting
Monday, April 27, 2020, 4:30 pm - 5:00 pm
Central Arizona Fire and Medical Authority, Administration, 8603 E. Eastridge Drive,
Prescott Valley**

In-Person Attendance

Dane Beck; Darlene Packard; Dave Tharp; Jeff Wasowicz; Matt Zurcher; Pete Gordon; Scott A Freitag; Susanne Dixson

Remote Attendance

Nicolas Cornelius

NOTICE OF MEETING

Pursuant to A.R.S. § 38-431.02, notice is hereby given to the members of the Central Yavapai Fire District Board of Directors and the general public that the **Central Yavapai Fire District** will hold a meeting open to the public on **Monday, April 27, 2020 at 4:30 p.m.** The meeting will be held at **Central Arizona Fire and Medical Authority, Administration, 8603 E. Eastridge Drive, Prescott Valley, Arizona.** The Board may vote to go into Executive Session on any agenda item, pursuant to A.R.S. §38-431.03(A)(3) for discussion and consultation for legal advice with the District's Attorney on matters as set forth in the agenda item. The following topics and any variables thereto, will be subject to Board consideration, discussion, approval, or other action. All items are set for possible action.

1. CALL TO ORDER / ROLL CALL OF BOARD MEMBERS

Chair Zurcher called the meeting to order at 4:30 p.m.

2. PLEDGE OF ALLEGIANCE

Chair Zurcher led the Pledge of Allegiance.

3. CALL TO THE PUBLIC

In accordance with A.R.S. §38-431.01(H) and as a matter of policy, the Central Yavapai Fire District Board has decided to allow public comments as time permits. Therefore, those wishing to address the Board regarding an issue within the jurisdiction of this public body may do so in an orderly manner that includes completing a Call to the Public Form and submitting it to staff for the record. If a written statement is being read, please provide a copy to ensure it is entered into the record accurately. Individuals will be limited to speak for three (3) minutes and Call to the Public shall not exceed 15 minutes per meeting.

There were no public comments.

4. CONSENT AGENDA

All matters listed under consent agenda are considered to be routine by the Central Yavapai Fire District Board and will be enacted by one motion. There will be no separate discussion on these items. Any item may be removed by a Board member and will be considered

separately for motion, discussion and action.

- A. Approve Special Session Minutes - March 11, 2020
- B. Approve Regular Session Minutes - March 23, 2020
- C. Approve Special Session Minutes - April 1, 2020
- D. Approve Budget Work Study Session Minutes - April 13, 2020
- E. Approve General Fund Financial Statements
- F. Approve Bond Debt Service Financial Statements
- G. Approve Annexation and Resolution 2020-08, Arizona Eco Development, Parcel 103-01-005Q

Motion to approve consent agenda.

Move: Darlene Packard Second: Dane Beck Status: Passed

Yes: Darlene Packard, Jeff Wasowicz, Matt Zurcher, Dane Beck, Pete Gordon

5. OLD BUSINESS

- A. Motion, Discussion, and Action Related to Training Center Drainage Issues

Attorney Cornelius advised that we did not need to go into executive session. He stated we are still in a holding pattern as we are waiting for a response from counsel for ACE Hardware.

- B. Budget Process and Draft Budget Update

Chief Bliss explained the three draft budgets included in the packet, and reminded the Board that we are not asking for a decision today; he will present the draft budget for approval at the May meeting.

He also discussed the economic impact of COVID-19, and stated that it is still unknown what recovery will look like. There are some factors we're seeing already, including the unemployment rate, which is high; however according to a report issued by ASU, in some terms, recovery looks optimistic. He further stated that we don't have a clear idea of how property values will be impacted, and stated there will likely be some cancellation of construction projects, but we may not see a huge dip in values like we did in the recession.

There was further discussion regarding how the proposed increases would be applied to personnel if approved, and direction given to Staff to work with the Union to provide the Board with a list of priorities for wage scales that need to be addressed. It was also stated that we know we have varying degrees of issues with our wage scales, and we expect the wage study will help us identify where our shortfalls are; while we do have some numbers for operations positions, we may not have a completed study that includes all positions until December.

Chief Bliss clarified that the budget does not include a standard COLA; however, our wage scales are set up with step increases, and the base budget does include those.

At Chair Zurcher's invitation to comment, Mike Kontz stated that they have encountered challenges with some positions, but the Union continues to work with Staff to put together a plan to address wages on a position-for-position basis.

6. NEW BUSINESS

A. Discussion Regarding Annual Evaluation of the Fire Chief

Chief Tharp advised the Board that the Fire Chief's self-evaluation and a fillable evaluation form will be emailed to all Board members tomorrow. All members are encouraged to participate in the process, and should submit their evaluation to either Chief Tharp or one of their CAFMA representatives. The May CAFMA meeting will include an executive session to discuss the Chief's evaluation, which will include any submitted evaluations. He added that Chief Freitag has stated he welcomes any board member to speak with his subordinates, as well.

Chief Freitag stated his contract has been submitted to Chief Tharp and Attorney Cornelius. Attorney Cornelius will be able to answer any questions next month.

B. Motion, Discussion, and Action Regarding Resolution 2020-09 for the Transfer of Real Property Located at 9601 E. Valley Road, Prescott Valley, APN 402-14-016F and APN 402-14-016G, to Central Arizona Fire and Medical Authority, in Accordance with the Joint Powers Authority Agreement

Chief Freitag reminded the board that all real property was transferred to CAFMA at the beginning of the JPA; However, we couldn't transfer the Training Center due to the ACE lawsuit. Now that suit is settled, we can complete the transfer. the title company requested a resolution from the Board rather than just a vote.

Attorney Cornelius confirmed he has reviewed the documents and does not see anything unusual or problematic.

Motion to approve Resolution 2020-09.

Move: Pete Gordon Second: Darlene Packard Status: Passed

Yes: Darlene Packard, Jeff Wasowicz, Matt Zurcher, Dane Beck, Pete Gordon

7. ADJOURNMENT

Motion to adjourn at 5:01 p.m.

Move: Darlene Packard Second: Pete Gordon Status: Passed

Yes: Darlene Packard, Jeff Wasowicz, Matt Zurcher, Dane Beck, Pete Gordon

Disabled persons needing reasonable accommodations should call 928-772-7711 prior to the scheduled meeting.

The Central Yavapai Fire District Board of Directors have reviewed and approved the following financial documents to include Income Statements, Balance Sheets, and Bank Reconciliations with supporting documents, Revenue and Expenditure Graphs, and Cash Flow Projections in compliance with A.R.S. § 48-805, 807.

CYFD General Fund

CYFD Bond Debt Service

Fire Board Chairperson Date

Fire Board Clerk Date

Signature indicating approval on next page

CENTRAL YAVAPAI FIRE DISTRICT - GENERAL FUND
CHECK RECONCILIATION APRIL, 2020

Reconciliation:

Beginning Balance:	\$ 1,408,838.45
Deposits:	\$ 4,250,673.56
Transfer Out - Fire Authority:	\$ (642,370.41)
Disbursements:	\$ (1,037.50)
JE To Post Interest Paid:	\$ (10.71)
Fire District Deposit	\$ 2,889.06
County Error:	\$ -
Ending Balance:	\$ 5,018,982.45

Difference Between Balances: \$ -

Bank Statement Balance:

Balance Per Bank:	\$ 5,018,982.45
Outstanding Checks:	\$ -
Outstanding Deposits:	\$ -

Ending Balance: \$ 5,018,982.45

G/L Ending Balance: \$ 5,018,982.45

\$ 5,018,982.45

Deposits Per Bank Statement:

Real Estate Taxes:	\$ 4,145,828.57
Personal Property Taxes:	\$ 18,523.66
Fire District Assistance Tax:	\$ 85,315.13
Interest Income:	\$ 1,006.20
Transfer to CAFMA:	\$ 642,370.41
JE To Post Interest Paid	\$ 10.71
County Error:	\$ -

Ending Balance: \$ 4,893,054.68

Bank Reconciliation Register:

Checks From Accounts Payable:	\$ 1,037.50
Checks From Payroll:	\$ -
Prior Period Adjustment:	
Total Checks:	\$ 1,037.50


Deposits From Accounts Receivable:	\$ 2,889.06
Journal Entries From General Ledger:	\$ 4,893,054.68
Outstanding Transfer:	
Outstanding Deposit:	

Ending Balance: \$ 4,893,054.68

Reconciliation Approved By:

Scott Freitag

Scott Freitag, Fire Chief

 Digitally signed by Scott Freitag
Date: 2020.05.18 09:19:18 -07'00'

Reconciliation Reviewed By:

David Tharp


David Tharp, Assistant Chief of Administration

 Digitally signed by David Tharp
Date: 2020.05.18 07:40:18 -07'00'

Reconciliation Prepared By:

Karen Butler

Karen Butler, Finance Specialist III

 Digitally signed by Karen Butler
Date: 2020.05.14 13:03:56 -07'00'

CENTRAL YAVAPAI FIRE DISTRICT
General Fund Tax Collection Information

Total Levy Month	FY 15-16 \$13,284,318 Collected	FY 16-17 \$14,116,233 Collected	FY 17-18 \$16,282,904 Collected	FY 18-19 \$16,529,780 Collected	FY 19-20 \$17,960,663 Collected
July	\$78,757	\$50,468	\$47,993	\$48,809	\$53,398
%	0.593%	0.358%	0.295%	0.295%	0.297%
% To Date	0.5929%	0.3575%	0.2947%	0.2953%	0.2973%
August	\$33,291	\$26,519	\$25,442	\$29,028	\$18,645
%	0.251%	0.188%	0.156%	0.176%	0.104%
% To Date	0.8435%	0.5454%	0.4510%	0.4709%	0.4011%
September	\$1,245,953	\$789,429	\$768,730	\$136,335	\$151,569
%	9.379%	5.592%	4.721%	0.825%	0.844%
% To Date	10.2226%	6.1377%	5.1721%	1.2957%	1.2450%
October	\$4,753,774	\$3,589,494	\$6,179,209	\$6,735,649	\$7,842,869
%	35.785%	25.428%	37.949%	40.749%	43.667%
% To Date	46.0074%	31.5659%	43.1211%	42.0442%	44.9119%
November	\$1,053,509	\$3,154,358	\$1,286,322	\$2,208,068	\$1,675,932
%	7.930%	22.346%	7.900%	13.358%	9.331%
% To Date	53.9379%	53.9115%	51.0210%	55.4024%	54.2431%
December	\$847,617	\$896,697	\$987,194	\$1,064,960	\$1,336,392
%	6.3806%	6.3522%	6.0628%	6.4427%	7.4407%
% To Date	60.3185%	60.2637%	57.0837%	61.8450%	61.6837%
January	\$302,609	\$368,574	\$609,745	\$416,757	\$428,512
%	2.2779%	2.6110%	3.7447%	2.5212%	2.3858%
% To Date	62.5964%	62.8747%	60.8284%	64.3663%	64.0696%
February	\$351,342	\$394,891	\$350,747	\$328,790	\$452,992
%	2.6448%	2.7974%	2.1541%	1.9891%	2.5221%
% To Date	65.2412%	65.6721%	62.9825%	66.3554%	66.5917%
March	\$526,700	\$606,436	\$629,128	\$657,391	\$623,229
%	3.9648%	4.2960%	3.8637%	3.9770%	3.4700%
% To Date	69.2061%	69.9681%	66.8462%	70.3324%	70.0617%
April	\$3,444,316	\$3,343,070	\$3,414,235	\$3,987,889	\$4,164,352
%	25.9277%	23.6824%	20.9682%	24.1255%	23.1860%
% To Date	95.1337%	93.6506%	87.8145%	94.4579%	93.2476%
May	\$416,552	\$678,353	\$813,680	\$695,530	\$0
%	3.1357%	4.8055%	4.9971%	4.2077%	0.0000%
% To Date	98.2694%	98.4561%	92.8116%	98.6656%	93.2476%
June	\$200,523	\$183,806	\$187,184	\$220,679	\$0
%	1.5095%	1.3021%	1.1496%	1.3350%	0.0000%
% To Date	99.7789%	99.7582%	93.9612%	100.0006%	93.2476%
TOTALS	\$13,254,943	\$14,082,095	\$15,299,608	\$16,529,886	\$16,747,892
Delinquency	0.2211%	0.2418%	6.0388%	-0.0006%	6.7524%

CENTRAL YAVAPAI FIRE DISTRICT
FDAT Collection Information

Total Levy Month	FY 15-16 \$313,900 Collected	FY 16-17 \$313,900 Collected	FY 17-18 \$333,290 Collected	FY 18-19 \$333,290 Collected	FY 19-20 \$366,547 Collected
July	\$2,501	\$1,423	\$1,630	\$1,238	\$1,475
%	0.797%	0.453%	0.489%	0.371%	0.403%
% To Date	0.7966%	0.4533%	0.4890%	0.3715%	0.4025%
August	\$1,456	\$661	\$534	\$707	\$1,109
%	0.464%	0.211%	0.160%	0.212%	0.303%
% To Date	1.2606%	0.6638%	0.6491%	0.5835%	0.7050%
September	\$26,332	\$8,777	\$12,654	\$3,182	\$7,941
%	8.389%	2.796%	3.797%	0.955%	2.166%
% To Date	9.6492%	3.4600%	4.4456%	1.5383%	2.8713%
October	\$97,909	\$86,411	\$93,081	\$139,813	\$459,768
%	31.191%	27.528%	27.928%	41.949%	125.432%
% To Date	40.8405%	30.9882%	32.3735%	43.4876%	128.3035%
November	\$43,410	\$75,219	\$74,651	\$59,861	\$128,454
%	13.8292%	23.9628%	22.3983%	17.9606%	35.0443%
% To Date	54.6697%	54.9510%	54.7717%	61.4482%	163.3478%
December	\$20,201	\$24,923	\$21,663	\$25,413	(\$344,794)
%	6.4354%	7.9398%	6.4997%	7.6250%	-94.0656%
% To Date	61.1051%	62.8908%	61.2715%	69.0732%	69.2822%
January	\$10,565	\$11,762	\$11,312	\$11,149	\$11,446
%	3.3658%	3.7471%	3.3939%	3.3450%	3.1227%
% To Date	64.4709%	66.6378%	64.6654%	72.4183%	72.4049%
February	\$7,946	\$8,291	\$8,056	\$7,409	\$10,419
%	2.531%	2.641%	2.417%	2.223%	2.842%
% To Date	67.0023%	69.2790%	67.0825%	74.6413%	75.2473%
March	\$12,018	\$12,638	\$12,174	\$13,713	\$13,361
%	3.8284%	4.0261%	3.6528%	4.1143%	3.6452%
% To Date	70.8307%	73.3051%	70.7354%	78.7556%	78.8925%
April	\$35,416	\$62,586	\$63,209	\$79,859	\$85,315
%	11.2825%	19.9382%	18.9651%	23.9607%	23.2754%
% To Date	82.1132%	93.2433%	89.7005%	102.7163%	102.1679%
May	\$51,376	\$23,662	\$23,731	\$18,881	\$0
%	16.3671%	7.5381%	7.1201%	5.6650%	0.0000%
% To Date	98.4803%	100.7814%	96.8206%	108.3813%	102.1679%
June	\$6,266	\$4,682	\$5,094	\$5,726	\$0
%	1.9962%	1.4916%	1.5285%	1.7181%	0.0000%
% To Date	100.4765%	102.2729%	98.3491%	110.0994%	102.1679%
TOTALS	\$315,396	\$321,035	\$327,788	\$366,950	\$374,493
Delinquency	-0.4765%	-2.2729%	1.6509%	-10.0994%	-2.1679%

100.0000% 100.0000% 100.0000% 100.0000% 100.0000%

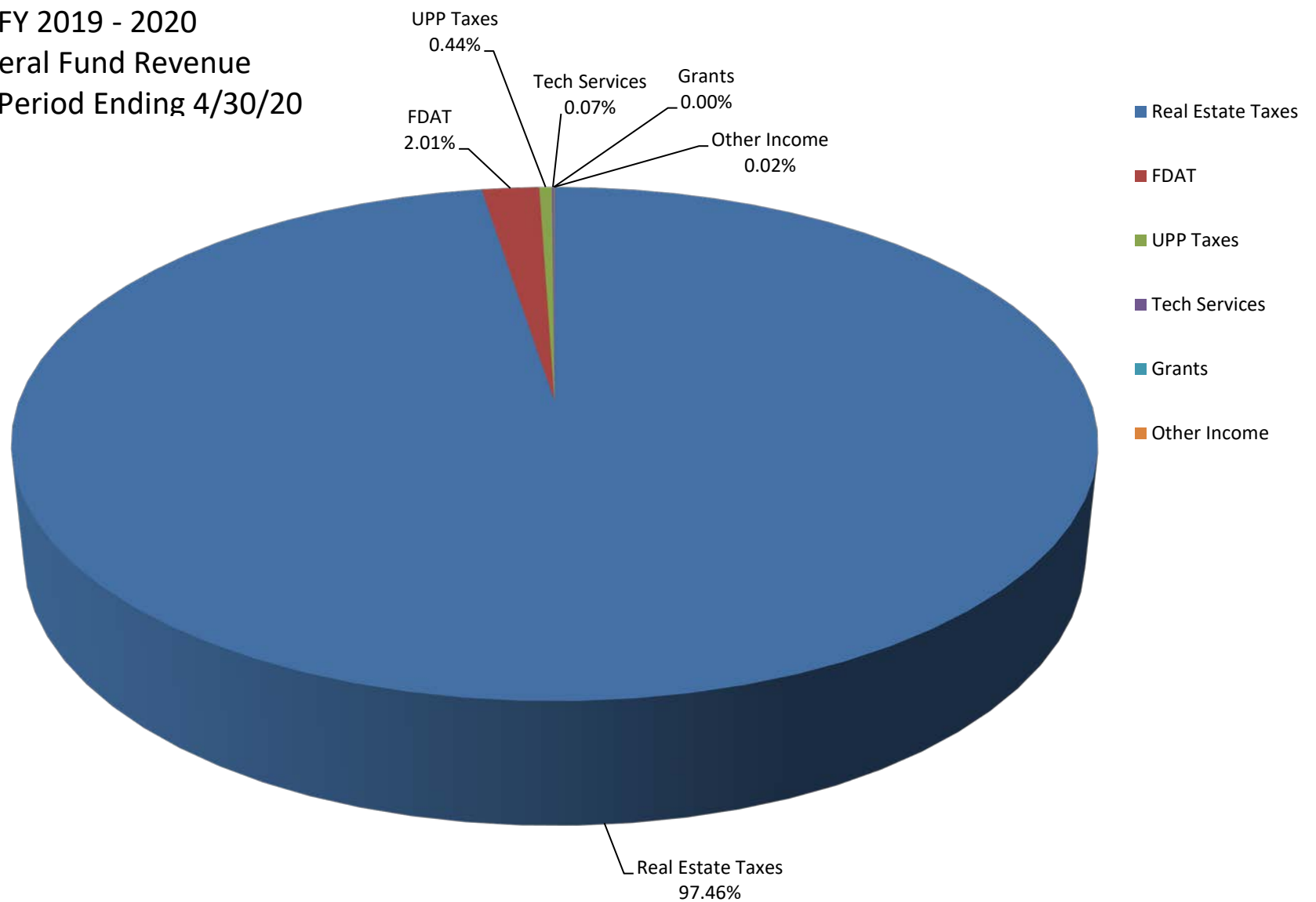
FDAT amount currently under review with County Treasurer's Office



2019 - 2020 Cash Flow by Month : April

[illegible]

CYFD
FY 2019 - 2020
General Fund Revenue
For the Period Ending 4/30/20

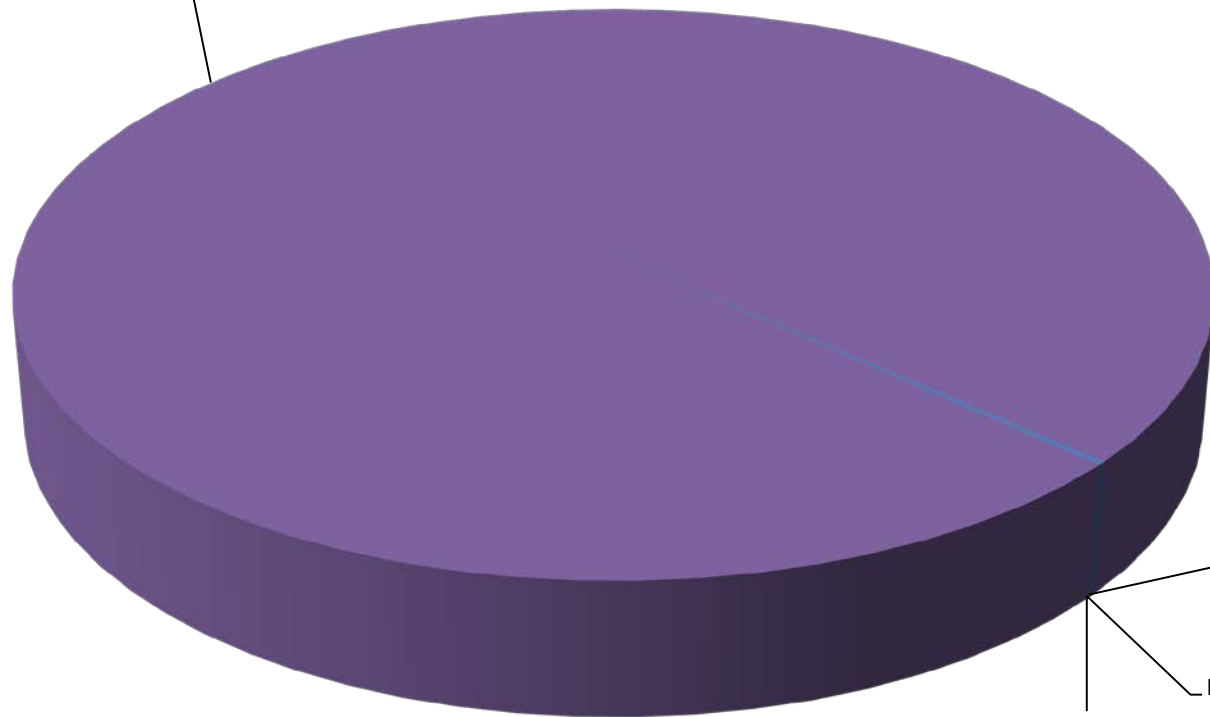


CENTRAL YAVAPAI FIRE DISTRICT**REVENUE**

	Current Month Revenue	YTD Budget	
Real Estate Taxes	\$ 4,145,829	\$ 17,960,663	97.46
FDAT	\$ 85,315	\$ 366,547	2.01
UPP Taxes	\$ 18,524	\$ -	0.44
Tech Services	\$ 2,889	\$ 38,000	0.07
Grants	\$ -	\$ -	0.00
Other Income	\$ 1,006	\$ -	0.02
	\$ 4,253,563	\$ 18,365,210	100.00

CYFD
FY 2019 - 2020
General Fund Expenditures
For the Period Ending 04/30/20

Fire Authority Funding
99.84%



Audit/Accounting,
Election, Legal, Fire
Board Expenses

Contingency

Miscellaneous

Fire Authority
Funding

Audit/Accounting, Election,
Legal, Fire Board Expenses
0.16%

Miscellaneous
0.00%

Contingency
0.00%

CENTRAL YAVAPAI FIRE DISTRICT**EXPENSES**

	Current Month Actual	YTD Budget	
Audit/Accounting, Election, Legal, Fire Board Expenses	\$ 1,038	\$ 11,000	0.16
Contingency	\$ -	\$ 20,000	0.00
Miscellaneous	\$ 11		0.00
Fire Authority Funding	\$ 642,370	\$ 18,334,210	99.84
	\$ 643,419	\$ 18,365,210	100.00

CENTRAL YAVAPAI FIRE DISTRICT
GENERAL FUND - APRIL, 2020

Real Estate Taxes:	\$	4,145,828.57
UPP Taxes:	\$	18,523.66
FDAT:	\$	85,315.13
Interest Received:	\$	1,006.20
Fire District Deposits:	\$	2,889.06
Other:	\$	-
<hr/>		
TOTAL:	\$	4,253,562.62
<hr/>		

Transferred to CAFMA:	\$	642,370.41
-----------------------	----	------------



Yavapai County Treasurer

Monthly Statement

Date Range: 4/1/2020 to 4/30/2020

Central Yavapai Fire Dist - General Fund
Fund: 6060040000



Yavapai County Treasurer

Monthly Statement

Date Range: 4/1/2020 to 4/30/2020

Monthly Statement Summary				
Source Code	Description		MTDAmount	YTDAmount
6060040000	Central Yavapai Fire Dist GF	Beginning Balance:	1,409,398.45	274,578.24
11100.2005	2005 Real Estate Taxes		.00	2.88
11100.2006	2006 Real Estate Taxes		.00	1.45
11100.2007	2007 Real Estate Taxes		.00	1.39
11100.2008	2008 Real Estate Taxes		.00	22.94
11100.2009	2009 Real Estate Taxes		.00	41.39
11100.2010	2010 Real Estate Taxes		.00	43.55
11100.2011	2011 Real Estate Taxes		.00	234.88
11100.2012	2012 Real Estate Taxes		.00	97.97
11100.2013	2013 Real Estate Taxes		.00	145.46
11100.2014	2014 Real Estate Taxes		.00	147.23
11100.2015	2015 Real Estate Taxes		.00	97.05
11100.2016	2016 Real Estate Taxes		.00	(638.68)
11100.2017	2017 Real Estate Taxes		(5.80)	(298.17)
11100.2018	2018 Real Estate Taxes		(79.82)	206,809.59
11100.2019	2019 Real Estate Taxes		4,145,914.19	16,287,884.74
12100.2006	2006 Personal Property Taxes		7.95	18.48
12100.2007	2007 Personal Property Taxes		21.24	175.05
12100.2008	2008 Personal Property Taxes		19.40	152.00
12100.2009	2009 Personal Property Taxes		.86	133.54
12100.2010	2010 Personal Property Taxes		.00	255.47
12100.2011	2011 Personal Property Taxes		3.24	216.35
12100.2012	2012 Personal Property Taxes		.00	210.41
12100.2013	2013 Personal Property Taxes		.00	202.27
12100.2014	2014 Personal Property Taxes		.00	255.59
12100.2015	2015 Personal Property Taxes		.00	221.30
12100.2016	2016 Personal Property Taxes		.00	358.01
12100.2017	2017 Personal Property Taxes		.00	1,392.62
12100.2018	2018 Personal Property Taxes		96.40	5,202.35
12100.2019	2019 Personal Property Taxes		18,374.57	244,504.63
37122.0	Fire District Deposit		2,889.06	195,493.42
37150.0	FDAT Distributions		85,315.13	374,493.22
38108.0	Interest on Investments ICM		.00	6,529.26
38109.0	Interest on Investments St Treas		1,006.20	18,926.40
90002.0	Interest Pd on Tax Roll Corrections		(10.71)	(582.18)
91032.0	Warrants Redeemed		(1,597.50)	(23,678.37)
91702.0	Transfer out		(642,370.41)	(12,574,669.28)
		Ending Balance:	5,018,982.45	5,018,982.45



Yavapai County Treasurer

Monthly Statement

Date Range: 4/1/2020 to 4/30/2020

Monthly Statement Detail				
Date	Notes	Doc #	Amount	C/D
6060040000 Central Yavapai Fire Dist GF			Beginning Balance: 1,409,398.45	
11100.2017 2017 Real Estate Taxes			Source Code Total: (5.80)	
04/01	Tax Distribution	0	(5.80)	C
11100.2018 2018 Real Estate Taxes			Source Code Total: (79.82)	
04/01	Tax Distribution	0	(79.82)	C
11100.2019 2019 Real Estate Taxes			Source Code Total: 4,145,914.19	
04/01	Tax Distribution	0	35,073.00	C
04/01	Tax Distribution	0	(84.44)	C
04/01	Tax Distribution	0	3,184.88	C
04/01	Tax Distribution	0	6,560.38	C
04/01	Tax Distribution	0	1,950.41	C
04/01	Tax Distribution	0	3,279.75	C
04/01	Tax Distribution	0	4,484.32	C
04/02	Tax Distribution	0	4,363.38	C
04/02	Tax Distribution	0	1.25	C
04/02	Tax Distribution	0	3,219.45	C
04/02	Tax Distribution	0	8,937.18	C
04/02	Tax Distribution	0	6,985.42	C
04/02	Tax Distribution	0	2,674.63	C
04/02	Tax Distribution	0	10,767.84	C
04/03	Tax Distribution	0	4,137.68	C
04/03	Tax Distribution	0	1,062.71	C
04/03	Tax Distribution	0	5,132.60	C
04/03	Tax Distribution	0	18,147.68	C
04/03	Tax Distribution	0	3,816.65	C
04/03	Tax Distribution	0	3,636.31	C
04/06	Tax Distribution	0	6,764.62	C
04/06	Tax Distribution	0	919.25	C
04/06	Tax Distribution	0	4,004.12	C
04/06	Tax Distribution	0	6,223.49	C
04/06	Tax Distribution	0	2,276.78	C
04/07	Tax Distribution	0	9,937.38	C
04/07	Tax Distribution	0	1,368.99	C
04/07	Tax Distribution	0	7,949.28	C
04/07	Tax Distribution	0	10,019.55	C
04/07	Tax Distribution	0	3,618.86	C
04/08	Tax Distribution	0	209.30	C
04/08	Tax Distribution	0	12,190.18	C
04/08	Tax Distribution	0	6,797.31	C
04/08	Tax Distribution	0	8,261.44	C



Yavapai County Treasurer

Monthly Statement

Date Range: 4/1/2020 to 4/30/2020

04/08	Tax Distribution	0	56,620.89	C
04/08	Tax Distribution	0	2,576.24	C
04/09	Tax Distribution	0	7,258.52	C
04/09	Tax Distribution	0	3,207.12	C
04/09	Tax Distribution	0	(71.13)	C
04/09	Tax Distribution	0	10,267.89	C
04/09	Tax Distribution	0	3,717.47	C
04/09	Tax Distribution	0	4,329.77	C
04/10	Tax Distribution	0	4,243.75	C
04/10	Tax Distribution	0	2,465.81	C
04/10	Tax Distribution	0	7,094.96	C
04/10	Tax Distribution	0	6,281.48	C
04/10	Tax Distribution	0	3,462.75	C
04/13	Tax Distribution	0	5,709.81	C
04/13	Tax Distribution	0	2,659.02	C
04/13	Tax Distribution	0	4,042.48	C
04/13	Tax Distribution	0	18,349.49	C
04/13	Tax Distribution	0	6,749.30	C
04/14	Tax Distribution	0	3,176.38	C
04/14	Tax Distribution	0	3,167.94	C
04/14	Tax Distribution	0	5,277.65	C
04/14	Tax Distribution	0	34,205.16	C
04/14	Tax Distribution	0	3,827.75	C
04/15	Tax Distribution	0	5,533.49	C
04/15	Tax Distribution	0	29,051.74	C
04/15	Tax Distribution	0	25,071.63	C
04/15	Tax Distribution	0	1,789.28	C
04/16	Tax Distribution	0	6,131.05	C
04/16	Tax Distribution	0	3,009.56	C
04/16	Tax Distribution	0	3,283.09	C
04/16	Tax Distribution	0	16,379.97	C
04/16	Tax Distribution	0	7,002.85	C
04/17	Tax Distribution	0	7,994.58	C
04/17	Tax Distribution	0	2,009,944.33	C
04/17	Tax Distribution	0	4,887.03	C
04/17	Tax Distribution	0	(139.04)	C
04/17	Tax Distribution	0	16,397.17	C
04/17	Tax Distribution	0	32,256.75	C
04/17	Tax Distribution	0	12,873.47	C
04/20	Tax Distribution	0	93,103.15	C
04/20	Tax Distribution	0	4,022.34	C
04/20	Tax Distribution	0	12,966.02	C
04/20	Tax Distribution	0	30,333.93	C



Yavapai County Treasurer

Monthly Statement

Date Range: 4/1/2020 to 4/30/2020

04/20	Tax Distribution	0	4,176.16	C
04/20	Tax Distribution	0	16,196.26	C
04/21	Tax Distribution	0	3,056.46	C
04/21	Tax Distribution	0	5,293.11	C
04/21	Tax Distribution	0	16,018.36	C
04/21	Tax Distribution	0	24,595.47	C
04/21	Tax Distribution	0	7,414.06	C
04/22	Tax Distribution	0	3,253.61	C
04/22	Tax Distribution	0	2,229.10	C
04/22	Tax Distribution	0	2,993.37	C
04/22	Tax Distribution	0	22,161.54	C
04/22	Tax Distribution	0	7,406.83	C
04/22	Tax Distribution	0	6,838.28	C
04/23	Tax Distribution	0	5,128.62	C
04/23	Tax Distribution	0	192,945.03	C
04/23	Tax Distribution	0	4,426.57	C
04/23	Tax Distribution	0	16,286.17	C
04/23	Tax Distribution	0	18,424.71	C
04/23	Tax Distribution	0	5,065.09	C
04/24	Tax Distribution	0	4,987.77	C
04/24	Tax Distribution	0	33,196.18	C
04/24	Tax Distribution	0	4,786.11	C
04/24	Tax Distribution	0	(263.47)	C
04/24	Tax Distribution	0	77,187.22	C
04/24	Tax Distribution	0	9,391.65	C
04/27	Tax Distribution	0	66,432.84	C
04/27	Tax Distribution	0	3,456.05	C
04/27	Tax Distribution	0	12,290.13	C
04/27	Tax Distribution	0	38,561.94	C
04/27	Tax Distribution	0	18,046.45	C
04/27	Tax Distribution	0	21,723.06	C
04/28	Tax Distribution	0	502,963.97	C
04/28	Tax Distribution	0	3,756.85	C
04/28	Tax Distribution	0	(500.82)	C
04/28	Tax Distribution	0	25,325.31	C
04/28	Tax Distribution	0	35,353.58	C
04/28	Tax Distribution	0	7,608.30	C
04/28	Tax Distribution	0	4,893.86	C
04/29	Tax Distribution	0	45,113.83	C
04/29	Tax Distribution	0	9,626.45	C
04/29	Tax Distribution	0	45,660.34	C
04/29	Tax Distribution	0	8,088.09	C
04/29	Tax Distribution	0	3,646.32	C



Yavapai County Treasurer

Monthly Statement

Date Range: 4/1/2020 to 4/30/2020

04/30	Tax Distribution	0	1,281.12	C
04/30	Tax Distribution	0	5,230.60	C
04/30	Tax Distribution	0	11,868.57	C
04/30	Tax Distribution	0	40,003.46	C
04/30	Tax Distribution	0	3,593.95	C
04/30	Tax Distribution	0	10,311.16	C
12100.2006 2006 Personal Property Taxes			Source Code Total: 7.95	
04/27	Tax Distribution	0	7.95	C
12100.2007 2007 Personal Property Taxes			Source Code Total: 21.24	
04/27	Tax Distribution	0	21.24	C
12100.2008 2008 Personal Property Taxes			Source Code Total: 19.40	
04/27	Tax Distribution	0	19.40	C
12100.2009 2009 Personal Property Taxes			Source Code Total: .86	
04/27	Tax Distribution	0	.86	C
12100.2011 2011 Personal Property Taxes			Source Code Total: 3.24	
04/10	Tax Distribution	0	3.24	C
12100.2018 2018 Personal Property Taxes			Source Code Total: 96.40	
04/13	Tax Distribution	0	96.40	C
12100.2019 2019 Personal Property Taxes			Source Code Total: 18,374.57	
04/02	Tax Distribution	0	.76	C
04/02	Tax Distribution	0	155.78	C
04/02	Tax Distribution	0	44.55	C
04/02	Tax Distribution	0	708.30	C
04/02	Tax Distribution	0	52.65	C
04/03	Tax Distribution	0	31.62	C
04/06	Tax Distribution	0	39.34	C
04/06	Tax Distribution	0	15.73	C
04/07	Tax Distribution	0	143.01	C
04/07	Tax Distribution	0	52.44	C
04/08	Tax Distribution	0	165.98	C
04/08	Tax Distribution	0	166.45	C
04/08	Tax Distribution	0	31.04	C
04/09	Tax Distribution	0	87.16	C
04/09	Tax Distribution	0	22.49	C
04/10	Tax Distribution	0	29.72	C
04/10	Tax Distribution	0	54.06	C
04/10	Tax Distribution	0	124.61	C
04/13	Tax Distribution	0	122.86	C
04/13	Tax Distribution	0	97.10	C
04/14	Tax Distribution	0	206.96	C
04/15	Tax Distribution	0	48.57	C
04/16	Tax Distribution	0	211.20	C
04/16	Tax Distribution	0	15.87	C



Yavapai County Treasurer

Monthly Statement

Date Range: 4/1/2020 to 4/30/2020

04/16	Tax Distribution	0	102.14	C
04/16	Tax Distribution	0	607.07	C
04/17	Tax Distribution	0	65.79	C
04/20	Tax Distribution	0	213.29	C
04/20	Tax Distribution	0	13.55	C
04/20	Tax Distribution	0	61.03	C
04/20	Tax Distribution	0	348.49	C
04/21	Tax Distribution	0	742.88	C
04/21	Tax Distribution	0	493.34	C
04/22	Tax Distribution	0	101.27	C
04/22	Tax Distribution	0	79.82	C
04/22	Tax Distribution	0	72.64	C
04/23	Tax Distribution	0	1,097.26	C
04/23	Tax Distribution	0	220.10	C
04/23	Tax Distribution	0	90.63	C
04/24	Tax Distribution	0	171.68	C
04/24	Tax Distribution	0	56.94	C
04/24	Tax Distribution	0	236.36	C
04/24	Tax Distribution	0	98.29	C
04/27	Tax Distribution	0	10.47	C
04/27	Tax Distribution	0	162.38	C
04/27	Tax Distribution	0	2,256.94	C
04/28	Tax Distribution	0	190.96	C
04/28	Tax Distribution	0	252.20	C
04/28	Tax Distribution	0	1,155.16	C
04/28	Tax Distribution	0	154.08	C
04/29	Tax Distribution	0	2,730.09	C
04/29	Tax Distribution	0	80.11	C
04/29	Tax Distribution	0	215.07	C
04/29	Tax Distribution	0	3,269.09	C
04/29	Tax Distribution	0	97.64	C
04/30	Tax Distribution	0	223.39	C
04/30	Tax Distribution	0	43.18	C
04/30	Tax Distribution	0	32.99	C
37122.0 Fire District Deposit			Source Code Total: 2,889.06	
04/02	DEPOSIT	0	2,889.06	C
37150.0 FDAT Distributions			Source Code Total: 85,315.13	
04/01	Fire Dist Assistance Tax 0.146399	0	974.81	C
04/02	Fire Dist Assistance Tax 0.146399	0	1,740.38	C
04/03	Fire Dist Assistance Tax 0.146399	0	708.15	C
04/06	Fire Dist Assistance Tax 0.146399	0	604.73	C
04/07	Fire Dist Assistance Tax 0.146399	0	752.15	C
04/08	Fire Dist Assistance Tax 0.146399	0	1,408.05	C



Yavapai County Treasurer

Monthly Statement

Date Range: 4/1/2020 to 4/30/2020

04/09	Fire Dist Assistance Tax 0.146399	0	589.81	C
04/10	Fire Dist Assistance Tax 0.146399	0	452.61	C
04/13	Fire Dist Assistance Tax 0.146399	0	776.66	C
04/14	Fire Dist Assistance Tax 0.146399	0	1,025.11	C
04/15	Fire Dist Assistance Tax 0.146399	0	1,252.13	C
04/16	Fire Dist Assistance Tax 0.146399	0	1,043.65	C
04/17	Fire Dist Assistance Tax 0.146399	0	36,419.16	C
04/20	Fire Dist Assistance Tax 0.146399	0	3,971.08	C
04/21	Fire Dist Assistance Tax 0.146399	0	1,307.04	C
04/22	Fire Dist Assistance Tax 0.146399	0	924.83	C
04/23	Fire Dist Assistance Tax 0.146399	0	4,581.65	C
04/24	Fire Dist Assistance Tax 0.146399	0	2,338.87	C
04/27	Fire Dist Assistance Tax 0.146399	0	3,956.09	C
04/28	Fire Dist Assistance Tax 0.146399	0	16,724.17	C
04/29	Fire Dist Assistance Tax 0.146399	0	1,926.18	C
04/30	Fire Dist Assistance Tax 0.146399	0	1,837.82	C
38109.0 Interest on Investments St Treas			Source Code Total: 1,006.20	
04/29	Investment Interest	0	1,006.20	C
90002.0 Interest Pd on Tax Roll Corrections			Source Code Total: (10.71)	
04/01	74780 100-01-15502 2017 Adjustment/Corr Refund	74780	(.57)	D
04/01	74780 100-01-15502 2017 Adjustment/Corr Refund	74780	(.52)	D
04/01	74780 100-01-15502 2018 Adjustment/Corr Refund	74780	(4.56)	D
04/01	74780 100-01-15502 2018 Adjustment/Corr Refund	74780	(3.09)	D
04/01	74780 100-01-15502 2019 Adjustment/Corr Refund	74780	(1.43)	D
04/01	74780 100-01-15502 2019 Adjustment/Corr Refund	74780	(.54)	D
91032.0 Warrants Redeemed			Source Code Total: (1,597.50)	
04/01	Paid Warrants	0	(560.00)	D
04/28	Paid Warrants	0	(70.00)	D
04/30	Paid Warrants	0	(967.50)	D
91702.0 Transfer out			Source Code Total: (642,370.41)	
04/22	Tfr'd per CAFMA 4/22/20 email request	0	(642,370.41)	D
6060040000 Central Yavapai Fire Dist GF			Ending Balance: 5,018,982.45	



Yavapai County Treasurer

Monthly Statement

Date Range: 4/1/2020 to 4/30/2020

Warrant Detail

Payee Name	Warrant	Amount	Issue Dt	Status Dt	Voucher
6060040000 Central Yavapai Fire Dist GF					Account Total: 1,597.50
Fund: 0600					Fund Total: 1,597.50
Status: PAID					Status Total: 1,597.50
/	0706001042	560.00	03/23/20	04/01/20	
/	0706001043	70.00	04/20/20	04/28/20	
/	0706001044	967.50	04/20/20	04/30/20	
	Count	Amount			
Total PAID:	3	1,597.50			

CENTRAL YAVAPAI FIRE DISTRICT
Bank Reconciliation Summary
For the Bank Statement ending: 4/30/2020

BANK CONTROL ID: CYFD - GENERAL FUND		DESC: GENERAL FUND	ACCOUNT NO: 1100
Beginning Balance:	04/01/20		\$1,409,398.45
Deposits and Credits:			\$4,253,562.62
Checks and Charges:			(\$643,978.62)
Adjustments:			\$0.00
Ending Balance Per Reconciliation:			<u>\$5,018,982.45</u>
Ending Balance Per Bank Statement:	04/30/20		\$5,018,982.45
* Outstanding Deposits and Credits:	04/30/20		\$0.00
* Outstanding Checks and Charges:	04/30/20		\$0.00
Ending Book Balance:			<u>\$5,018,982.45</u>

* Outstanding amounts are all outstanding credits and charges dated prior or equal to the Reconciliation date.

CENTRAL YAVAPAI FIRE DISTRICT

BR Checks and Charges Cleared
For the Bank Statement ending: 4/30/20

CYFD		General Fund			1100
Date	Document	Description	Module	Company	Amount
03/23/20	706001042	Burch & Cracchiolo, P.A.	AP	CYFD	\$560.00
04/20/20	706001043	Burch & Cracchiolo, PA	AP	CYFD	\$70.00
04/20/20	706001044	Nicolas J. Cornelius	AP	CYFD	\$967.50
04/30/20	Cash With Yav Cty	Transfer to CAFMA	GL	CYFD	\$642,370.41
04/30/20	Cash With Yav Cty	Tax Roll Corrections Interest	GL	CYFD	\$10.71
TOTAL CHECKS AND CHARGES CLEARED:					\$643,978.62

CENTRAL YAVAPAI FIRE DISTRICT
BR Checks and Charges Outstanding
For the Bank Statement ending:

<u>Date</u>	<u>Document</u>	<u>Description</u>	<u>Module</u>	<u>Company</u>	<u>Amount</u>
-------------	-----------------	--------------------	---------------	----------------	---------------

TOTAL CHECKS AND CHARGES OUTSTANDING:

CENTRAL YAVAPAI FIRE DISTRICT
BR Deposits and Credits Cleared
For the Bank Statement ending: 4/30/20

CYFD		General Fund			1100
Date	Document	Description	Module	Company	Amount
04/08/20	5103	Deposit	AR	CYFD	\$2,889.06
04/30/20	Cash With Yav Cty	Tax and Interest Revenue April	GL	CYFD	\$4,250,673.56
TOTAL DEPOSITS AND CREDITS CLEARED:					\$4,253,562.62

CENTRAL YAVAPAI FIRE DISTRICT
BR Deposits and Credits Outstanding
For the Bank Statement ending:

Date	Document	Description	Module	Company	Amount
------	----------	-------------	--------	---------	--------

TOTAL DEPOSITS AND CREDITS OUTSTANDING:

CENTRAL YAVAPAI FIRE DISTRICT
Bank Reconciliation Register

Document Number	Date	BR Status	Void?	Description	Date Cleared	Amount
-----------------	------	-----------	-------	-------------	--------------	--------

MODULE: CHECKS FROM ACCOUNTS PAYABLE

BANK CONTROL ID: CYFD - GENERAL FUND						
706001043	04/20/20	Marked	No	Burch & Cracchiolo, PA	05/14/20	\$70.00
706001044	04/20/20	Marked	No	Nicolas J. Cornelius	05/14/20	\$967.50
SUB TOTAL FOR BANK:						\$1,037.50
TOTAL FOR MODULE:						\$1,037.50

MODULE: DEPOSITS FROM ACCOUNTS RECEIVABLE

BANK CONTROL ID: CYFD - GENERAL FUND						
5103	04/08/20	Marked	No	Deposit	05/14/20	\$2,889.06
SUB TOTAL FOR BANK:						\$2,889.06
TOTAL FOR MODULE:						\$2,889.06

MODULE: JOURNAL ENTRIES FROM GENERAL LEDGER

BANK CONTROL ID: CYFD - GENERAL FUND						
Cash With Yav Cty	04/30/20	Marked	No	Transfer to CAFMA	05/14/20	\$642,370.41
Cash With Yav Cty	04/30/20	Marked	No	Tax and Interest Revenue April	05/14/20	\$4,250,673.56
Cash With Yav Cty	04/30/20	Marked	No	Tax Roll Corrections Interest	05/14/20	\$10.71
SUB TOTAL FOR BANK:						\$4,893,054.68
TOTAL FOR MODULE:						\$4,893,054.68

CENTRAL YAVAPAI FIRE DISTRICT
BR Adjustments Report
For the Bank Statement ending:

Date	Document	Description	GL Account	Offset Amt	Adj. Amt
------	----------	-------------	------------	------------	----------

DOCUMENT:

ADJUSTMENT DOCUMENT " TOTAL:

TOTAL FOR ALL ADJUSTMENTS:

5/14/20
12:37:08 PM

CENTRAL YAVAPAI FIRE DISTRICT
Income Statement
(Original Budget to Actual Comparison)
For the period of 4/1/2020 Through 4/30/2020

	Account	Actual	Current Period Budget	Variance	%	Actual	Year To Date Budget	Variance	%
<u>Revenues</u>									
Real Estate Tax	400000000	\$4,145,828.57	\$0.00	\$4,145,828.57	0.0%	\$16,494,593.67	\$17,960,663.00	\$(1,466,069.33)	(8.2)%
Personal Property Tax	410000000	18,523.66	0.00	18,523.66	0.0	253,298.07	0.00	253,298.07	0.0
Fire District Assistance Tax	420000000	85,315.13	0.00	85,315.13	0.0	374,493.22	366,547.00	7,946.22	2.2
Cell Tower Lease Revenue	477500000	2,889.06	0.00	2,889.06	0.0	32,993.42	0.00	32,993.42	0.0
Interest Income-General Fund	490000000	1,006.20	0.00	1,006.20	0.0	24,930.43	0.00	24,930.43	0.0
Misc. Income	510000000	0.00	0.00	0.00	0.0	162,500.00	0.00	162,500.00	0.0
Communications Contracting Revenue	514041000	0.00	0.00	0.00	0.0	0.00	38,000.00	(38,000.00)	(100.0)
Net Revenues		\$4,253,562.62	\$0.00	\$4,253,562.62	0.0 %	\$17,342,808.81	\$18,365,210.00	\$(1,022,401.19)	(5.6)%
<u>Personnel Expenses</u>									
Fire Authority Funding	670010000	\$642,370.41	\$0.00	\$(642,370.41)	0.0%	\$12,574,669.28	\$18,334,210.00	\$5,759,540.72	31.4%
Total Personnel Expenses		\$642,370.41	\$0.00	\$(642,370.41)	0.0 %	\$12,574,669.28	\$18,334,210.00	\$5,759,540.72	31.4 %
<u>Service Expenses</u>									
Audit & Accounting	640010000	\$0.00	\$0.00	\$0.00	0.0%	\$7,033.75	\$5,000.00	\$(2,033.75)	(40.7)%
Legal Services - Routine	641010000	832.50	0.00	(832.50)	0.0	2,387.50	5,000.00	2,612.50	52.3
Legal Services - Non-Routine	641010600	205.00	0.00	(205.00)	0.0	13,070.00	1,000.00	(12,070.00)	(1207.0)
Fire Board Expenses	644110000	0.00	0.00	0.00	0.0	512.12	0.00	(512.12)	0.0
Misc/Admin	661010000	10.71	0.00	(10.71)	0.0	56.95	0.00	(56.95)	0.0
Total Service Expenses		\$1,048.21	\$0.00	\$(1,048.21)	0.0 %	\$23,060.32	\$11,000.00	\$(12,060.32)	(109.6)%
Total Expenses		\$643,418.62		\$(643,418.62)		\$12,597,729.60	\$18,345,210.00	\$5,747,480.40	31.3%
Income (Loss) from Operations		\$3,610,144.00	\$0.00	\$3,610,144.00	0.0%	\$4,745,079.21	\$20,000.00	\$4,725,079.21	23625.4%
<u>Contingency</u>									
Funded Contingency/Admin	780010000	\$0.00	\$0.00	\$0.00	0.0%	\$0.00	\$(20,000.00)	\$20,000.00	100.0%
Total Contingency		\$0.00	\$0.00	\$0.00	0.0 %	\$0.00	\$(20,000.00)	\$20,000.00	100.0 %
Net Income (Loss)		\$3,610,144.00	\$0.00	\$3,610,144.00	0.0%	\$4,745,079.21	\$0.00	\$4,745,079.21	0.0%

5/14/20
12:39:14 PM

CENTRAL YAVAPAI FIRE DISTRICT

Balance Sheet
As of 4/30/2020

Assets

Current Assets

Cash with Yavapai County	\$5,018,982.45	
Taxes Receivable	281,525.50	
Total Current Assets		\$5,300,507.95
Total Assets		\$5,300,507.95

Liabilities and Net Assets

Current Liabilities

Accounts Payable	\$2,594.05	
CAFMA accounts payable	235,812.86	
Total Current Liabilities		\$238,406.91
Total Liabilities		\$238,406.91

Net Assets

Fund Balance	\$317,021.83	
Current Year Net Assets	4,745,079.21	
Total Net Assets		5,062,101.04
Total Liabilities and Net Assets		\$5,300,507.95

CENTRAL YAVAPAI FIRE DISTRICT
GL Account Ledger - Detail By Period
4/1/2020 through 4/30/2020

Batch	Journal	Entry #	Date	Job	Document	Description	Debits	Credits	Balance
1100.0.0.000		CASH WITH YAVAPAI COUNTY							\$1,408,838.45
4810	CR	1488958	04/08/20		3323187000	AT&T MOBILITY, LLC -	2,889.06	-	1,411,727.51
4808	CD	1488951	04/20/20		706001043	Burch & Cracchiolo, PA - Cash Disbursement BURCH1	-	70.00	1,411,657.51
4808	CD	1488953	04/20/20		706001044	Nicolas J. Cornelius - Cash Disbursement CORNIC	-	967.50	1,410,690.01
4809	A	1488957	04/30/20		Cash With Yav Cty	Transfer to CAFMA	-	642,370.41	768,319.60
4811	A	1488960	04/30/20		Cash With Yav Cty	Tax and Interest Revenue April 2020	4,250,673.56	-	5,018,993.16
4812	A	1488966	04/30/20		Cash With Yav Cty	Tax Roll Corrections Interest Paid	-	10.71	5,018,982.45
CASH WITH YAVAPAI COUNTY TOTALS:							\$4,253,562.62	\$643,418.62	\$5,018,982.45
TOTAL OF LEDGER:							\$4,253,562.62	\$643,418.62	\$5,018,982.45

CENTRAL YAVAPAI FIRE DISTRICT

GL Trial Balance Worksheet
For The Period of 4/1/2020 through 4/30/2020

Account	Description	Balances				Adjustments
		Beginning	Debits	Credits	Ending	
1100.0.0.000	Cash with Yavapai County	\$1,408,838.45	\$4,253,562.62	\$643,418.62	\$5,018,982.45	
TOTALS:		<u>\$1,408,838.45</u>	<u>\$4,253,562.62</u>	<u>\$643,418.62</u>	<u>\$5,018,982.45</u>	

* Inactive accounts are marked and appear in grey.

CENTRAL YAVAPAI FIRE DISTRICT
BOND DEBT SERVICE ACCOUNT 6-60240-0000
CHECK RECONCILIATION APRIL, 2020

Reconciliation:

Beginning Balance (CYFD):	\$	1,154,468.37
Deposits:	\$	296,601.39
Bank Administration Fees:	\$	-
Interest Income:	\$	748.96
Bank Principal/Interest Payments	\$	-
County Adjustment:	\$	(0.84)
Ending Balance:	\$	1,451,817.88

Difference Between Balances: \$ 0.00

Bank Statement Balance:

Balance Per Bank: \$ 1,451,817.88

Ending Balance: **\$ 1,451,817.88**


Deposits Per Bank Statement:

Deposits:	\$	-
Real Estate Taxes:	\$	295,279.89
Personal Property Taxes:	\$	1,321.50
Interest:	\$	748.96
Ending Balance:	\$	297,350.35

Reconciliation Approved By:

Scott Freitag


Scott Freitag, Fire Chief

 Digitally signed by Scott Freitag
Date: 2020.05.18 09:20:03 -07'00'

Reconciliation Reviewed By:

David Tharp


David Tharp, Assistant Chief of Administration

 Digitally signed by David Tharp
Date: 2020.05.18 07:43:18 -07'00'

Reconciliation Prepared By:

Karen Butler

Karen Butler, Finance Specialist III

 Digitally signed by Karen Butler
Date: 2020.05.14 14:09:03 -07'00'

CENTRAL YAVAPAI FIRE DISTRICT
BOND DEBT FUND - APRIL, 2020

Real Estate Taxes:	\$	295,279.89
UPP Taxes:	\$	1,321.50
Interest Received:	\$	748.96
Other:	\$	
<hr/>		
TOTAL:	\$	297,350.35
<hr/>		



Yavapai County Treasurer

Monthly Statement

Date Range: 4/1/2020 to 4/30/2020

Central Yavapai Fire Dist BDS
Fund: 6060240000



Yavapai County Treasurer

Monthly Statement

Date Range: 4/1/2020 to 4/30/2020

Account	Period	YTD		
6060240000	Central Yavapai Fire Dist BDS			
Begin Balance:	1,154,468.37	356,776.68		
Income:	297,350.35 ✓	1,207,545.73		
LOC Advance:	.00	.00		
Expense:	(.84)	(112,504.53)	LOC:	.00
LOC Payments:	.00	.00	Warrants Outstanding:	.00
Cash Balance:	1,451,817.88	1,451,817.88	End:	1,451,817.88



Yavapai County Treasurer

Monthly Statement

Date Range: 4/1/2020 to 4/30/2020

Monthly Statement Summary

Source Code	Description		MTDAmount	YTDAmount
6060240000	Central Yavapai Fire Dist BDS	Beginning Balance:	1,154,468.37	356,776.68
11100.2005	2005 Real Estate Taxes		.00	.33
11100.2006	2006 Real Estate Taxes		.00	.15
11100.2007	2007 Real Estate Taxes		.00	.12
11100.2008	2008 Real Estate Taxes		.00	2.31
11100.2009	2009 Real Estate Taxes		.00	4.05
11100.2010	2010 Real Estate Taxes		.00	4.81
11100.2011	2011 Real Estate Taxes		.00	28.08
11100.2012	2012 Real Estate Taxes		.00	11.79
11100.2013	2013 Real Estate Taxes		.00	17.74
11100.2014	2014 Real Estate Taxes		.00	15.49
11100.2015	2015 Real Estate Taxes		.00	9.77
11100.2016	2016 Real Estate Taxes		.00	(59.36)
11100.2017	2017 Real Estate Taxes		(.50)	(25.50)
11100.2018	2018 Real Estate Taxes		(6.36)	16,439.69
11100.2019	2019 Real Estate Taxes		295,286.75	1,160,080.39
12100.2006	2006 Personal Property Taxes		.85	1.97
12100.2007	2007 Personal Property Taxes		1.81	14.88
12100.2008	2008 Personal Property Taxes		1.96	15.35
12100.2009	2009 Personal Property Taxes		.08	13.07
12100.2010	2010 Personal Property Taxes		.00	28.21
12100.2011	2011 Personal Property Taxes		.39	25.88
12100.2012	2012 Personal Property Taxes		.00	25.35
12100.2013	2013 Personal Property Taxes		.00	24.67
12100.2014	2014 Personal Property Taxes		.00	26.87
12100.2015	2015 Personal Property Taxes		.00	22.22
12100.2016	2016 Personal Property Taxes		.00	33.27
12100.2017	2017 Personal Property Taxes		.00	119.03
12100.2018	2018 Personal Property Taxes		7.66	413.48
12100.2019	2019 Personal Property Taxes		1,308.75	17,414.73
38108.0	Interest on Investments ICM		.00	4,359.87
38109.0	Interest on Investments St Treas		748.96	8,477.02
90002.0	Interest Pd on Tax Roll Corrections		(.84)	(50.28)
92185.0	Paying Agent Fees		.00	(680.00)
92190.0	Bond Interest Payment		.00	(111,774.25)
		Ending Balance:	1,451,817.88	1,451,817.88

Monthly Statement Detail

Date	Notes	Doc #	Amount	C/D
------	-------	-------	--------	-----



Yavapai County Treasurer

Monthly Statement

Date Range: 4/1/2020 to 4/30/2020

6060240000 Central Yavapai Fire Dist BDS			Beginning Balance: 1,154,468.37	
11100.2017 2017 Real Estate Taxes			Source Code Total: (.50)	
04/01	Tax Distribution	0	(.50)	C
11100.2018 2018 Real Estate Taxes			Source Code Total: (6.36)	
04/01	Tax Distribution	0	(6.36)	C
11100.2019 2019 Real Estate Taxes			Source Code Total: 295,286.75	
04/01	Tax Distribution	0	2,498.04	C
04/01	Tax Distribution	0	(6.02)	C
04/01	Tax Distribution	0	226.83	C
04/01	Tax Distribution	0	467.26	C
04/01	Tax Distribution	0	138.92	C
04/01	Tax Distribution	0	233.61	C
04/01	Tax Distribution	0	319.37	C
04/02	Tax Distribution	0	310.76	C
04/02	Tax Distribution	0	.08	C
04/02	Tax Distribution	0	229.32	C
04/02	Tax Distribution	0	636.55	C
04/02	Tax Distribution	0	497.53	C
04/02	Tax Distribution	0	190.50	C
04/02	Tax Distribution	0	766.93	C
04/03	Tax Distribution	0	294.69	C
04/03	Tax Distribution	0	75.69	C
04/03	Tax Distribution	365	365.57	C
04/03	Tax Distribution	1,292.1	1,292.51	C
04/03	Tax Distribution	271.1	271.32	C
04/03	Tax Distribution	258.9	258.98	C
04/06	Tax Distribution	0	481.79	C
04/06	Tax Distribution	0	65.48	C
04/06	Tax Distribution	0	285.20	C
04/06	Tax Distribution	0	443.25	C
04/06	Tax Distribution	0	162.16	C
04/07	Tax Distribution	0	707.75	C
04/07	Tax Distribution	0	97.50	C
04/07	Tax Distribution	0	566.19	C
04/07	Tax Distribution	0	713.63	C
04/07	Tax Distribution	0	257.74	C
04/08	Tax Distribution	0	14.91	C
04/08	Tax Distribution	0	868.23	C
04/08	Tax Distribution	0	484.13	C
04/08	Tax Distribution	0	588.41	C
04/08	Tax Distribution	0	4,032.76	C
04/08	Tax Distribution	0	183.49	C
04/09	Tax Distribution	0	517.00	C



Yavapai County Treasurer

Monthly Statement

Date Range: 4/1/2020 to 4/30/2020

04/09	Tax Distribution	0	228.45	C
04/09	Tax Distribution	0	(5.07)	C
04/09	Tax Distribution	0	731.29	C
04/09	Tax Distribution	0	264.77	C
04/09	Tax Distribution	0	308.40	C
04/10	Tax Distribution	0	302.27	C
04/10	Tax Distribution	0	175.62	C
04/10	Tax Distribution	0	505.35	C
04/10	Tax Distribution	0	447.38	C
04/10	Tax Distribution	0	246.62	C
04/13	Tax Distribution	0	406.68	C
04/13	Tax Distribution	0	189.39	C
04/13	Tax Distribution	0	287.90	C
04/13	Tax Distribution	0	1,306.91	C
04/13	Tax Distribution	0	480.70	C
04/14	Tax Distribution	0	226.22	C
04/14	Tax Distribution	0	225.64	C
04/14	Tax Distribution	0	375.90	C
04/14	Tax Distribution	0	2,436.23	C
04/14	Tax Distribution	0	272.60	C
04/15	Tax Distribution	0	394.12	C
04/15	Tax Distribution	0	2,069.18	C
04/15	Tax Distribution	0	1,785.70	C
04/15	Tax Distribution	0	127.45	C
04/16	Tax Distribution	0	436.66	C
04/16	Tax Distribution	0	214.34	C
04/16	Tax Distribution	0	233.84	C
04/16	Tax Distribution	0	1,166.63	C
04/16	Tax Distribution	0	498.78	C
04/17	Tax Distribution	0	569.42	C
04/17	Tax Distribution	0	143,155.39	C
04/17	Tax Distribution	0	348.07	C
04/17	Tax Distribution	0	(9.90)	C
04/17	Tax Distribution	0	1,167.87	C
04/17	Tax Distribution	0	2,297.42	C
04/17	Tax Distribution	0	916.89	C
04/20	Tax Distribution	0	6,631.05	C
04/20	Tax Distribution	0	286.48	C
04/20	Tax Distribution	0	923.54	C
04/20	Tax Distribution	0	2,160.50	C
04/20	Tax Distribution	0	297.42	C
04/20	Tax Distribution	0	1,153.54	C
04/21	Tax Distribution	0	217.69	C



Yavapai County Treasurer

Monthly Statement

Date Range: 4/1/2020 to 4/30/2020

04/21	Tax Distribution	0	376.99	C
04/21	Tax Distribution	0	1,140.91	C
04/21	Tax Distribution	0	1,751.71	C
04/21	Tax Distribution	0	528.06	C
04/22	Tax Distribution	0	231.74	C
04/22	Tax Distribution	0	158.77	C
04/22	Tax Distribution	0	213.21	C
04/22	Tax Distribution	0	1,578.40	C
04/22	Tax Distribution	0	527.55	C
04/22	Tax Distribution	0	487.03	C
04/23	Tax Distribution	0	365.27	C
04/23	Tax Distribution	0	13,742.33	C
04/23	Tax Distribution	0	315.27	C
04/23	Tax Distribution	0	1,159.96	C
04/23	Tax Distribution	0	1,312.25	C
04/23	Tax Distribution	0	360.76	C
04/24	Tax Distribution	0	355.26	C
04/24	Tax Distribution	0	2,364.30	C
04/24	Tax Distribution	0	340.90	C
04/24	Tax Distribution	0	(18.77)	C
04/24	Tax Distribution	0	5,497.49	C
04/24	Tax Distribution	0	668.86	C
04/27	Tax Distribution	0	4,731.58	C
04/27	Tax Distribution	0	246.15	C
04/27	Tax Distribution	0	875.36	C
04/27	Tax Distribution	0	2,746.58	C
04/27	Tax Distribution	0	1,285.31	C
04/27	Tax Distribution	0	1,547.18	C
04/28	Tax Distribution	0	35,822.82	C
04/28	Tax Distribution	0	267.57	C
04/28	Tax Distribution	0	(35.67)	C
04/28	Tax Distribution	0	1,803.73	C
04/28	Tax Distribution	0	2,518.04	C
04/28	Tax Distribution	0	541.87	C
04/28	Tax Distribution	0	348.57	C
04/29	Tax Distribution	0	3,213.17	C
04/29	Tax Distribution	0	685.64	C
04/29	Tax Distribution	0	3,252.09	C
04/29	Tax Distribution	0	576.04	C
04/29	Tax Distribution	0	259.69	C
04/30	Tax Distribution	0	91.24	C
04/30	Tax Distribution	0	372.55	C
04/30	Tax Distribution	0	845.47	C



Yavapai County Treasurer

Monthly Statement

Date Range: 4/1/2020 to 4/30/2020

04/30	Tax Distribution	0	2,849.24	C
04/30	Tax Distribution	0	255.98	C
04/30	Tax Distribution	0	734.41	C
12100.2006 2006 Personal Property Taxes			Source Code Total: .85	
04/27	Tax Distribution	0	.85	C
12100.2007 2007 Personal Property Taxes			Source Code Total: 1.81	
04/27	Tax Distribution	0	1.81	C
12100.2008 2008 Personal Property Taxes			Source Code Total: 1.96	
04/27	Tax Distribution	0	1.96	C
12100.2009 2009 Personal Property Taxes			Source Code Total: .08	
04/27	Tax Distribution	0	.08	C
12100.2011 2011 Personal Property Taxes			Source Code Total: .39	
04/10	Tax Distribution	0	.39	C
12100.2018 2018 Personal Property Taxes			Source Code Total: 7.66	
04/13	Tax Distribution	0	7.66	C
12100.2019 2019 Personal Property Taxes			Source Code Total: 1,308.75	
04/02	Tax Distribution	0	.05	C
04/02	Tax Distribution	0	11.10	C
04/02	Tax Distribution	0	3.18	C
04/02	Tax Distribution	0	50.45	C
04/02	Tax Distribution	0	3.75	C
04/03	Tax Distribution	0	2.25	C
04/06	Tax Distribution	0	2.80	C
04/06	Tax Distribution	0	1.12	C
04/07	Tax Distribution	0	10.18	C
04/07	Tax Distribution	0	3.74	C
04/08	Tax Distribution	0	11.82	C
04/08	Tax Distribution	0	11.85	C
04/08	Tax Distribution	0	2.21	C
04/09	Tax Distribution	0	6.20	C
04/09	Tax Distribution	0	1.60	C
04/10	Tax Distribution	0	2.12	C
04/10	Tax Distribution	0	3.85	C
04/10	Tax Distribution	0	8.87	C
04/13	Tax Distribution	0	8.75	C
04/13	Tax Distribution	0	6.92	C
04/14	Tax Distribution	0	14.74	C
04/15	Tax Distribution	0	3.46	C
04/16	Tax Distribution	0	15.04	C
04/16	Tax Distribution	0	1.13	C
04/16	Tax Distribution	0	7.28	C
04/16	Tax Distribution	0	43.24	C
04/17	Tax Distribution	0	4.69	C



Yavapai County Treasurer

Monthly Statement

Date Range: 4/1/2020 to 4/30/2020

04/20	Tax Distribution	0	15.19	C
04/20	Tax Distribution	0	.96	C
04/20	Tax Distribution	0	4.35	C
04/20	Tax Distribution	0	24.82	C
04/21	Tax Distribution	0	52.91	C
04/21	Tax Distribution	0	35.14	C
04/22	Tax Distribution	0	7.21	C
04/22	Tax Distribution	0	5.68	C
04/22	Tax Distribution	0	5.17	C
04/23	Tax Distribution	0	78.16	C
04/23	Tax Distribution	0	15.68	C
04/23	Tax Distribution	0	6.46	C
04/24	Tax Distribution	0	12.23	C
04/24	Tax Distribution	0	4.06	C
04/24	Tax Distribution	0	16.83	C
04/24	Tax Distribution	0	7.00	C
04/27	Tax Distribution	0	.75	C
04/27	Tax Distribution	0	11.56	C
04/27	Tax Distribution	0	160.74	C
04/28	Tax Distribution	0	13.60	C
04/28	Tax Distribution	0	17.97	C
04/28	Tax Distribution	0	82.28	C
04/28	Tax Distribution	0	10.97	C
04/29	Tax Distribution	0	194.45	C
04/29	Tax Distribution	0	5.71	C
04/29	Tax Distribution	0	15.32	C
04/29	Tax Distribution	0	232.87	C
04/29	Tax Distribution	0	6.96	C
04/30	Tax Distribution	0	15.90	C
04/30	Tax Distribution	0	3.08	C
04/30	Tax Distribution	0	2.35	C
38109.0 Interest on Investments St Treas			Source Code Total: 748.96	
04/29	Investment Interest	0	748.96	C
90002.0 Interest Pd on Tax Roll Corrections			Source Code Total: (.84)	
04/01	74780 100-01-15502 2017 Adjustment/Corr Refund	74780	(.05)	D
04/01	74780 100-01-15502 2017 Adjustment/Corr Refund	74780	(.04)	D
04/01	74780 100-01-15502 2018 Adjustment/Corr Refund	74780	(.36)	D
04/01	74780 100-01-15502 2018 Adjustment/Corr Refund	74780	(.25)	D
04/01	74780 100-01-15502 2019 Adjustment/Corr Refund	74780	(.10)	D
04/01	74780 100-01-15502 2019 Adjustment/Corr Refund	74780	(.04)	D
6060240000 Central Yavapai Fire Dist BDS			Ending Balance: 1,451,817.88	



Yavapai County Treasurer

Monthly Statement

Date Range: 4/1/2020 to 4/30/2020

Warrant Detail

Payee Name	Warrant	Amount	Issue Dt	Status Dt	Voucher
	Count	Amount			

Central Yavapai Fire Bond Debt Service
Bank Reconciliation Summary
For the Bank Statement ending: 4/30/2020

BANK CONTROL ID: CYFDA - CASH/BOND BUILDING FUND		DESC: CASH/BOND BUILDING FUND	ACCOUNT NO: 1100
	Beginning Balance:	04/01/20	\$1,154,468.37
	Deposits and Credits:		\$297,350.35
	Checks and Charges:		(\$0.84)
	Adjustments:		\$0.00
	Ending Balance Per Reconciliation:		\$1,451,817.88
	Ending Balance Per Bank Statement:	04/30/20	\$1,451,817.88
	* Outstanding Deposits and Credits:	04/30/20	\$0.00
	* Outstanding Checks and Charges:	04/30/20	\$0.00
	Ending Book Balance:	04/30/20	\$1,451,817.88

* Outstanding amounts are all outstanding credits and charges dated prior or equal to the Reconciliation date.

Central Yavapai Fire Bond Debt Service

BR Checks and Charges Cleared

For the Bank Statement ending: 4/30/20

CYFDA		Cash/Bond Building Fund		Cash/Bond Building Fund		1100
Date	Document	Description	Module	Company	Amount	
04/30/20	BDS Cash W Cty	Tax Roll Corrections Interest	GL	CYFBDS	\$0.84	
TOTAL CHECKS AND CHARGES CLEARED:					\$0.84	

BR Checks and Charges Outstanding

For the Bank Statement ending:

<u>Date</u>	<u>Document</u>	<u>Description</u>	<u>Module</u>	<u>Company</u>	<u>Amount</u>
-------------	-----------------	--------------------	---------------	----------------	---------------

TOTAL CHECKS AND CHARGES OUTSTANDING:

Central Yavapai Fire Bond Debt Service

BR Deposits and Credits Cleared
For the Bank Statement ending: 4/30/20

CYFDA		Cash/Bond Building Fund			1100
Date	Document	Description	Module	Company	Amount
04/30/20	Cash With Yav Cty	Tax and Interest Revenue April	GL	CYFBDS	\$297,350.35
TOTAL DEPOSITS AND CREDITS CLEARED:					\$297,350.35

Central Yavapai Fire Bond Debt Service

BR Deposits and Credits Outstanding

For the Bank Statement ending:

Date	Document	Description	Module	Company	Amount
------	----------	-------------	--------	---------	--------

TOTAL DEPOSITS AND CREDITS OUTSTANDING:

Central Yavapai Fire Bond Debt Service
Bank Reconciliation Register

Document Number	Date	BR Status	Void?	Description	Date Cleared	Amount
MODULE: JOURNAL ENTRIES FROM GENERAL LEDGER						
BANK CONTROL ID: CYFDA - CASH/BOND BUILDING FUND						
BDS Cash W Cty	04/30/20	Marked	No	Tax Roll Corrections Interest	05/14/20	\$0.84
Cash With Yav Cty	04/30/20	Marked	No	Tax and Interest Revenue April	05/14/20	\$297,350.35
SUB TOTAL FOR BANK:						\$297,351.19
TOTAL FOR MODULE:						\$297,351.19

Central Yavapai Fire Bond Debt Service
BR Adjustments Report
For the Bank Statement ending:

Date	Document	Description	GL Account	Offset Amt	Adj. Amt
------	----------	-------------	------------	------------	----------

DOCUMENT:

ADJUSTMENT DOCUMENT " TOTAL:

TOTAL FOR ALL ADJUSTMENTS:

5/14/20
1:51:52 PM

Central Yavapai Fire Bond Debt Service
Income Statement
(Original Budget to Actual Comparison)
For the period of 4/1/2020 Through 4/30/2020

	Account	Actual	Current Period Budget	Variance	%	Actual	Year To Date Budget	Variance	%
<u>General & Administrative Expenses</u>									
Bond Debt Service Interest Expense	610000	\$0.84	\$0.00	\$(0.84)	0.0%	\$111,784.40	\$0.00	\$(111,784.40)	0.0%
Professional Services	640500	0.00	0.00	0.00	0.0	680.00	0.00	(680.00)	0.0
Total General & Administrative Expenses		\$0.84	\$0.00	\$(0.84)	0.0 %	\$112,464.40	\$0.00	\$(112,464.40)	0.0 %
Total Expenses		\$0.84		\$(0.84)		\$112,464.40		\$(112,464.40)	
Income (Loss) from Operations		\$(0.84)	\$0.00	\$(0.84)	0.0%	\$(112,464.40)	\$0.00	\$(112,464.40)	0.0%
<u>Other Income (Expense)</u>									
Bond Debt Service Tax Revenue	420000	\$296,601.39	\$0.00	\$296,601.39	0.0%	\$1,194,708.84	\$0.00	\$1,194,708.84	0.0%
Bond Debt Service Interest Revenue	430000	748.96	0.00	748.96	0.0	12,796.76	0.00	12,796.76	0.0
Total Other Income (Expense)		\$297,350.35	\$0.00	\$297,350.35	0.0 %	\$1,207,505.60	\$0.00	\$1,207,505.60	0.0 %
Net Income (Loss)		\$297,349.51	\$0.00	\$297,349.51	0.0%	\$1,095,041.20	\$0.00	\$1,095,041.20	0.0%

5/14/20
1:51:58 PM

Central Yavapai Fire Bond Debt Service
Balance Sheet
As of 4/30/2020

Assets		
Current Assets		
Cash / Bond Debt Service	\$1,451,817.88	
Property Tax Receivable	23,702.03	
Total Current Assets		\$1,475,519.91
Total Assets		\$1,475,519.91
Net Assets		
Retained Earnings	\$380,478.71	
Current Year Net Assets	1,095,041.20	
Total Net Assets		1,475,519.91
Total Liabilities and Net Assets		\$1,475,519.91

Central Yavapai Fire Bond Debt Service

GL Account Ledger - Detail By Period

4/1/2020 through 4/30/2020

Batch	Journal	Entry #	Date	Job	Document	Description	Debits	Credits	Balance
1100.00						CASH / BOND DEBT SERVICE			\$1,154,468.37
205	A	716	04/30/20		BDS Cash W Cty	Tax Roll Corrections Interest Paid	-	0.84	1,154,467.53
204	R	711	04/30/20		Cash With Yav Cty	Tax and Interest Revenue April 2020	297,350.35	-	1,451,817.88
						CASH / BOND DEBT SERVICE TOTALS:	\$297,350.35	\$0.84	\$1,451,817.88
						TOTAL OF LEDGER:	\$297,350.35	\$0.84	\$1,451,817.88

Central Yavapai Fire Bond Debt Service
GL Trial Balance Worksheet
For The Period of 4/1/2020 through 4/30/2020

Account	Description	Balances				Adjustments
		Beginning	Debits	Credits	Ending	
1100.00	Cash / Bond Debt Service	\$1,154,468.37	\$297,350.35	\$0.84	\$1,451,817.88	
TOTALS:		<u>\$1,154,468.37</u>	<u>\$297,350.35</u>	<u>\$0.84</u>	<u>\$1,451,817.88</u>	

* Inactive accounts are marked and appear in grey.

Recorded at the request of:
CENTRAL YAVAPAI FIRE DISTRICT

When recorded, mail to:
Central Yavapai Fire District
8603 E. Eastridge Drive
Prescott Valley, AZ 86314

CAPTION OF DOCUMENT: RESOLUTION NO. 2020-10

ANNEXATION – FISCHER / SCHNITKER
PARCEL 306-01-075C

CENTRAL YAVAPAI FIRE DISTRICT

Resolution No. 2020-10

(Annexation of 7270 East Dog Ranch Road, Yavapai County, Arizona - Parcel 306-01-075C)

A FORMAL RESOLUTION OF THE ELECTED BOARD OF THE CENTRAL YAVAPAI FIRE DISTRICT ORDERING A CHANGE OF THE FIRE DISTRICT BOUNDARIES TO INCLUDE THAT PROPERTY DESCRIBED IN EXHIBIT "A" AS ATTACHED HERETO;

WHEREAS, Central Yavapai Fire District Board of Directors has been presented with a valid request for annexation of the area of the property described in Exhibit "A" as attached hereto, requesting that said property be annexed into the jurisdictional boundaries of the District; and

WHEREAS, the subject property is located within Yavapai County and is contiguous to the boundaries of Central Yavapai Fire District as shown on the map attached hereto as Exhibit "B"; and

WHEREAS, all other pertinent requirements of A.R.S. § 48-262 have been addressed and met according to law; and

WHEREAS, the Central Yavapai Fire District Board has determined that the inclusion of the subject property within the boundaries of the Central Yavapai Fire District will benefit the Central Yavapai Fire District and the property owner.

NOW THEREFORE, BE IT RESOLVED that the Central Yavapai Fire District Board of Directors does hereby find that the proposed annexation satisfies the requirements of A.R.S. § 48-262(I), and does hereby order the change to its boundaries to include the area described above, as more specifically set forth in the attached legal description (Exhibit "A") and map (Exhibit "B").

APPROVED AND ADOPTED this 21st day of May, 2020.

Board Chairperson
Central Yavapai Fire District

Board Clerk
Central Yavapai Fire District

EXHIBIT A

A portion of the West half of Southeast quarter of the Southwest quarter of Section 35, Township 16 North, Range 1 West of the Gila and Salt River Meridian, Yavapai County Arizona.

BEGINNING at the Southwest corner of said West half of Southeast quarter of the Southwest quarter of Section 35 as shown on the Record of Survey filed and recorded in the Yavapai County Recorder's Office, Reception # 2018-0035051.

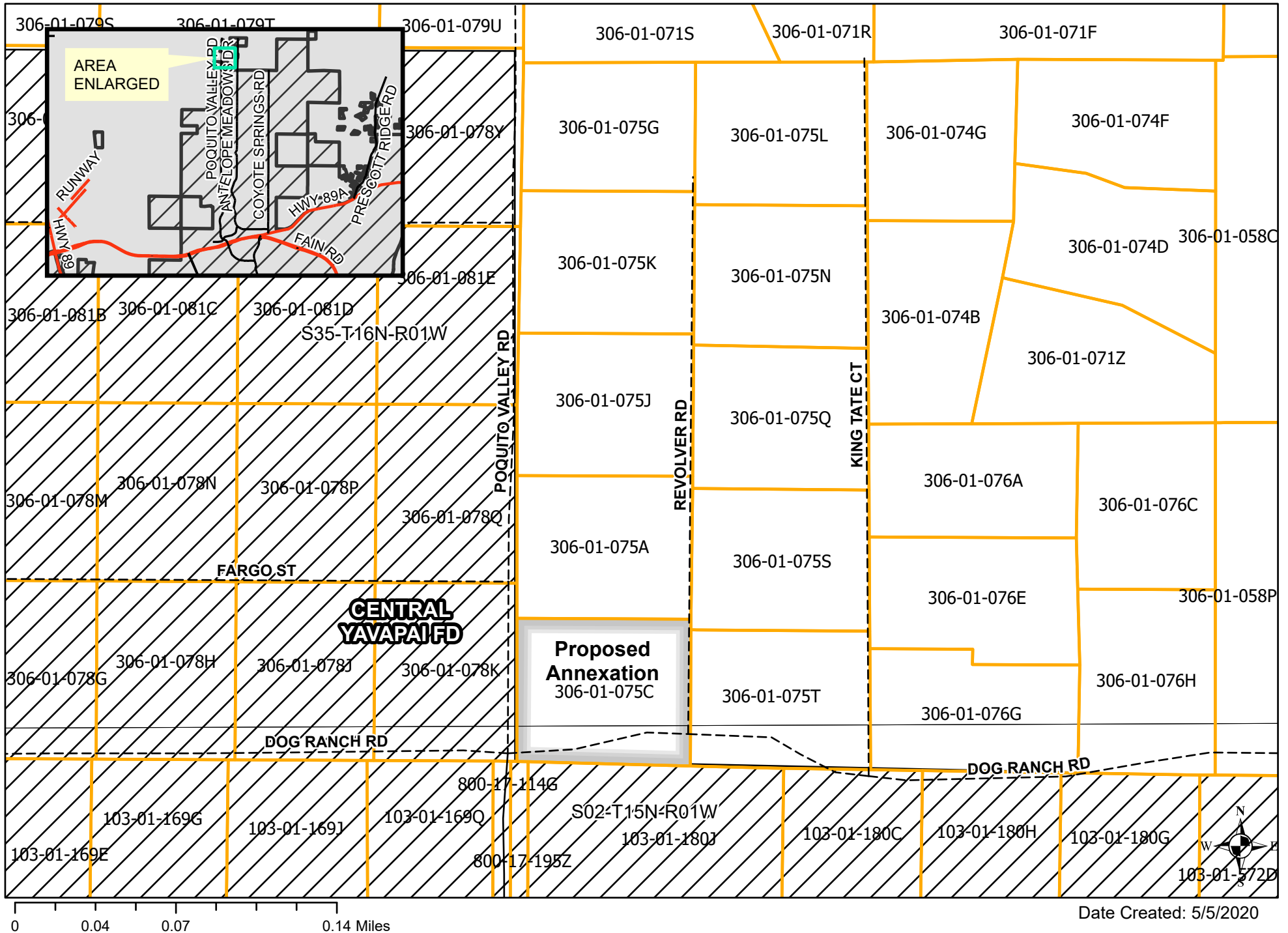
Thence, North 00°49'17" East, 269.12 feet along the West line of the West half of Southeast quarter of the Southwest quarter of Section 35;

Thence, departing said line, South 89°30'06" East, 328.55 feet, to the East line of the West half of the West half of Southeast quarter of the Southwest quarter of Section 35;

Thence, along said East line, South 00°56'53" West, 269.12 feet, to the South line of said Section 35;

Thence, along said South line, North 89°30'09" West, 327.95 feet to the POINT OF BEGINNING,

EXHIBIT B





Central Yavapai Fire District Single Parcel Annexation Request Form

Please return completed form along with the legal description to begin the process. A 'clean' legal description is necessary to annex, meaning re-typed and void of a title, headers, footers, page numbers, watermarks, handwriting, or other excess information. Refer to included checklist for further guidance.

Please mail this form and the legal description to:

Central Yavapai Fire District
Governing Board
8603 E. Eastridge Drive
Prescott Valley, Arizona 86314

Date: 4/15/2020

Dear Board Chairman,

As per A.R.S. § 48-262(H), I would like to request my property be annexed into the boundaries of the Central Yavapai Fire District.

My property is adjacent to your current boundaries and is more specifically described as:

Parcel #: 306-01-075C Section/Township/Range: _____

Physical Address: 7270 E. Dog Ranch Rd Prescott Valley, AZ 86315

Owner's Name: Tamara Lynn Fischer & Patrick Jerome Schnitker

Mailing Address: 7270 E. Dog Ranch Rd, Prescott Valley, AZ 86315

Number of people living in this home: 5 (five)

I appreciate your consideration on this matter and look forward to hearing from you.

Signature of Owner: _____

Signature of Co-Owner: _____

Recorded at the request of:
CENTRAL YAVAPAI FIRE DISTRICT

When recorded, mail to:
Central Yavapai Fire District
8603 E. Eastridge Drive
Prescott Valley, AZ 86314

CAPTION OF DOCUMENT: RESOLUTION NO. 2020-11

ANNEXATION – GRANILLO'S INVESTMENTS, LLC
PARCEL 306-01-075T

CENTRAL YAVAPAI FIRE DISTRICT

Resolution No. 2020-11

(Annexation of 12035 North Revolver Road, Yavapai County, Arizona - Parcel 306-01-075T)

A FORMAL RESOLUTION OF THE ELECTED BOARD OF THE CENTRAL YAVAPAI FIRE DISTRICT ORDERING A CHANGE OF THE FIRE DISTRICT BOUNDARIES TO INCLUDE THAT PROPERTY DESCRIBED IN EXHIBIT "A" AS ATTACHED HERETO;

WHEREAS, Central Yavapai Fire District Board of Directors has been presented with a valid request for annexation of the area of the property described in Exhibit "A" as attached hereto, requesting that said property be annexed into the jurisdictional boundaries of the District; and

WHEREAS, the subject property is located within Yavapai County and is contiguous to the boundaries of Central Yavapai Fire District as shown on the map attached hereto as Exhibit "B"; and

WHEREAS, all other pertinent requirements of A.R.S. § 48-262 have been addressed and met according to law; and

WHEREAS, the Central Yavapai Fire District Board has determined that the inclusion of the subject property within the boundaries of the Central Yavapai Fire District will benefit the Central Yavapai Fire District and the property owner.

NOW THEREFORE, BE IT RESOLVED that the Central Yavapai Fire District Board of Directors does hereby find that the proposed annexation satisfies the requirements of A.R.S. § 48-262(I), and does hereby order the change to its boundaries to include the area described above, as more specifically set forth in the attached legal description (Exhibit "A") and map (Exhibit "B").

APPROVED AND ADOPTED this 21st day of May, 2020.

Board Chairperson
Central Yavapai Fire District

Board Clerk
Central Yavapai Fire District

EXHIBIT A

LOT 5

A portion of Southeast quarter of the Southwest quarter Section 35, Township 16 North, Range 1 West of the Gila and Salt River Base and Meridian, Yavapai County, Arizona described as follows:

COMMENCING at the South Quarter corner of the said Section 35, a rebar with aluminum cap stamped T15N, R1W, S35/2 LS 16826, from which the Center Quarter of said Section 35, bears North 01° 05' 19" East, 1339.87', being a rebar with tag stamped LS 16198 C/4 S35;

Thence, North 89° 30' 44" West, 655.89 feet to the POINT OF BEGINNING, a ½ inch rebar with cap LS 53890;

Thence, North 89° 30' 12" West, 327.95 feet to a ½ inch rebar with cap LS 53890;

Thence, North 00° 56' 52" East, 268.94 feet to a ½ inch rebar with cap LS 22752;

Thence, South 89° 21' 12" East, 328.54 feet to a ½ inch rebar with cap LS 53890;

Thence South 01° 04' 27" West, 268.08 feet to the POINT OF BEGINNING;

Said described parcel contains 88134 square feet (2.02 acres), more or less, subject to any and all easements, reservations, restrictions and conveyances of record.

Easement 1 An ingress, egress and public utility easement being the South 25.00 feet of the following described parcel being a portion of Southeast quarter of the Southwest quarter Section 35, Township 16 North, Range 1 West of the Gila and Salt River Base and Meridian, Yavapai County, Arizona described as follows:

COMMENCING at the South Quarter corner of the said Section 35, a rebar with aluminum cap stamped T15N, R1W, S35/2 LS 16826, from which the Center Quarter of said Section 35, bears North 01° 05' 19" East, 1339.87', being a rebar with tag stamped LS 16198 C/4 S35;

Thence, North 89° 30' 44" West, 655.89 feet to the POINT OF BEGINNING, a ½ inch rebar with cap LS 53890;

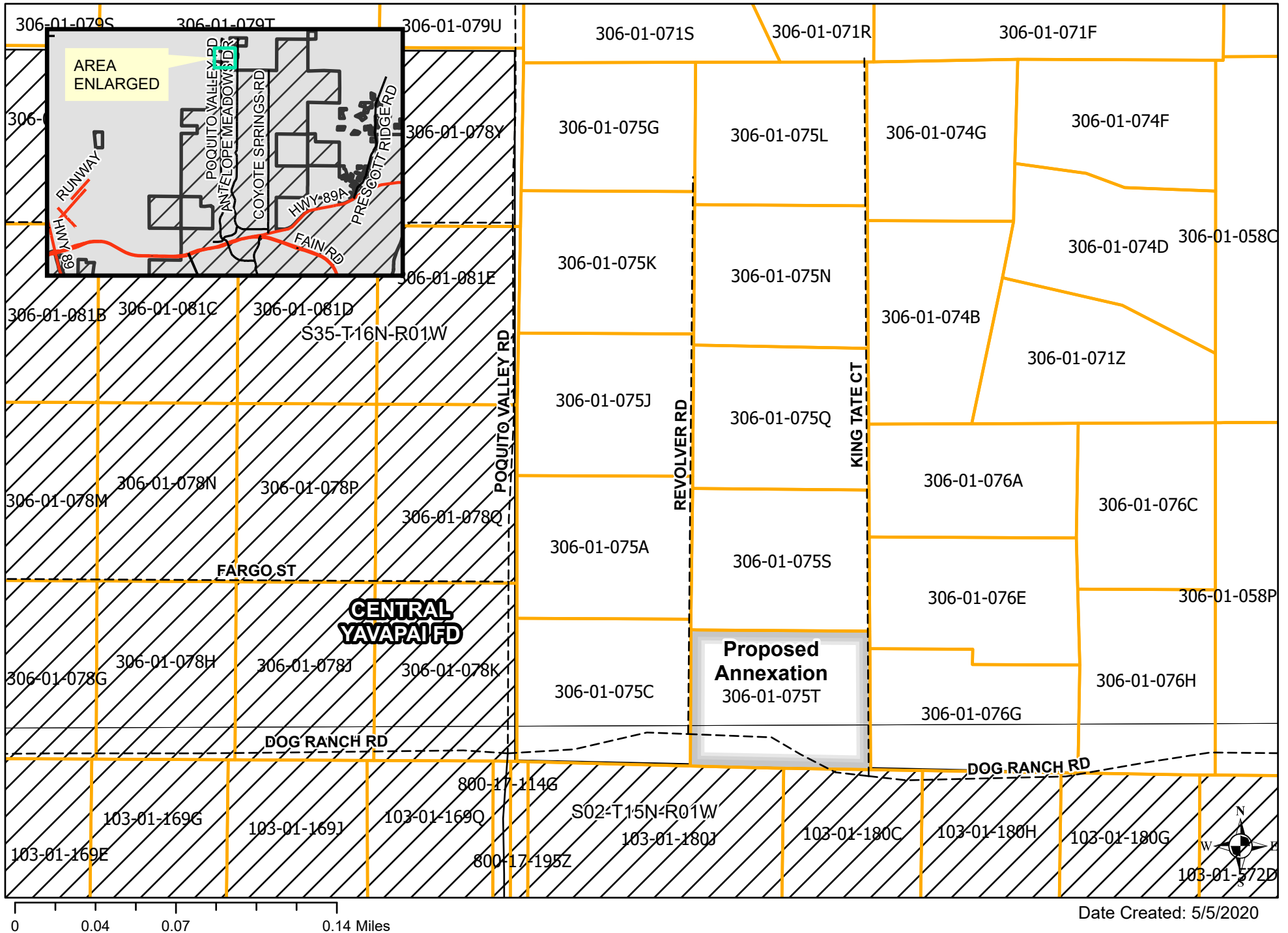
Thence, North 89° 30' 12" West, 327.95 feet to a ½ inch rebar with cap LS 53890;

Thence, North 00° 56' 52" East, 268.94 feet to a ½ inch rebar with cap LS 22752;

Thence, South 89° 21' 12" East, 328.54 feet to a ½ inch rebar with cap LS 53890;

Thence South 01° 04' 27" West, 268.08 feet to the POINT OF BEGINNING;

EXHIBIT B





Central Yavapai Fire District Single Parcel Annexation Request Form

Please return completed form along with the legal description to begin the process. A 'clean' legal description is necessary to annex, meaning re-typed and void of a title, headers, footers, page numbers, watermarks, handwriting, or other excess information. Refer to included checklist for further guidance.

Please mail this form and the legal description to:

Central Yavapai Fire District
Governing Board
8603 E. Eastridge Drive
Prescott Valley, Arizona 86314

Date: 4/24/2020

Dear Board Chairman,

As per A.R.S. § 48-262(H), I would like to request my property be annexed into the boundaries of the Central Yavapai Fire District.

My property is adjacent to your current boundaries and is more specifically described as:

Parcel #: 306-01-075T Section/Township/Range: 35/16N/1W LOT 5
Physical Address: LOT 5 Revolver Rd (vacant land) Prescott Valley


Owner's Name: Granillo's Investments LLC


Mailing Address: P.O. Box 4283

Chino Valley, AZ 86323

Number of people living in this home: 0 (vacant land)

I appreciate your consideration on this matter and look forward to hearing from you.

Signature of Owner: 

Signature of Co-Owner: 

Recorded at the request of:
CENTRAL YAVAPAI FIRE DISTRICT

When recorded, mail to:
Central Yavapai Fire District
8603 E. Eastridge Drive
Prescott Valley, AZ 86314

CAPTION OF DOCUMENT: RESOLUTION NO. 2020-12

ANNEXATION – WILHOIT
PARCEL 306-01-075A

CENTRAL YAVAPAI FIRE DISTRICT

Resolution No. 2020-12

(Annexation of 12050 North Revolver Road, Yavapai County, Arizona - Parcel 306-01-075A)

A FORMAL RESOLUTION OF THE ELECTED BOARD OF THE CENTRAL YAVAPAI FIRE DISTRICT ORDERING A CHANGE OF THE FIRE DISTRICT BOUNDARIES TO INCLUDE THAT PROPERTY DESCRIBED IN EXHIBIT "A" AS ATTACHED HERETO;

WHEREAS, Central Yavapai Fire District Board of Directors has been presented with a valid request for annexation of the area of the property described in Exhibit "A" as attached hereto, requesting that said property be annexed into the jurisdictional boundaries of the District; and

WHEREAS, the subject property is located within Yavapai County and is contiguous to the boundaries of Central Yavapai Fire District as shown on the map attached hereto as Exhibit "B"; and

WHEREAS, all other pertinent requirements of A.R.S. § 48-262 have been addressed and met according to law; and

WHEREAS, the Central Yavapai Fire District Board has determined that the inclusion of the subject property within the boundaries of the Central Yavapai Fire District will benefit the Central Yavapai Fire District and the property owner.

NOW THEREFORE, BE IT RESOLVED that the Central Yavapai Fire District Board of Directors does hereby find that the proposed annexation satisfies the requirements of A.R.S. § 48-262(I), and does hereby order the change to its boundaries to include the area described above, as more specifically set forth in the attached legal description (Exhibit "A") and map (Exhibit "B").

APPROVED AND ADOPTED this 21st day of May, 2020.

Board Chairperson
Central Yavapai Fire District

Board Clerk
Central Yavapai Fire District

EXHIBIT A

A portion of the west half of southeast quarter of the southwest quarter of Section 35, Township 16 North, Range 1 West of the Gila and Salt River Meridian, Yavapai County Arizona.

COMMENCING at the southwest corner of the west half of southeast quarter of the southwest quarter of Section 35 as shown on the Record of Survey filed and recorded in the Yavapai County Recorder's Office, Reception #2018-0035051;

thence, North $00^{\circ}49'17''$ East, 269.12 feet along the west line of the west half of southeast quarter of the southwest quarter of Section 35, to the **POINT OF BEGINNING**.

Thence, continuing along said west line, North $00^{\circ}49'17''$ East, 268.63 feet;

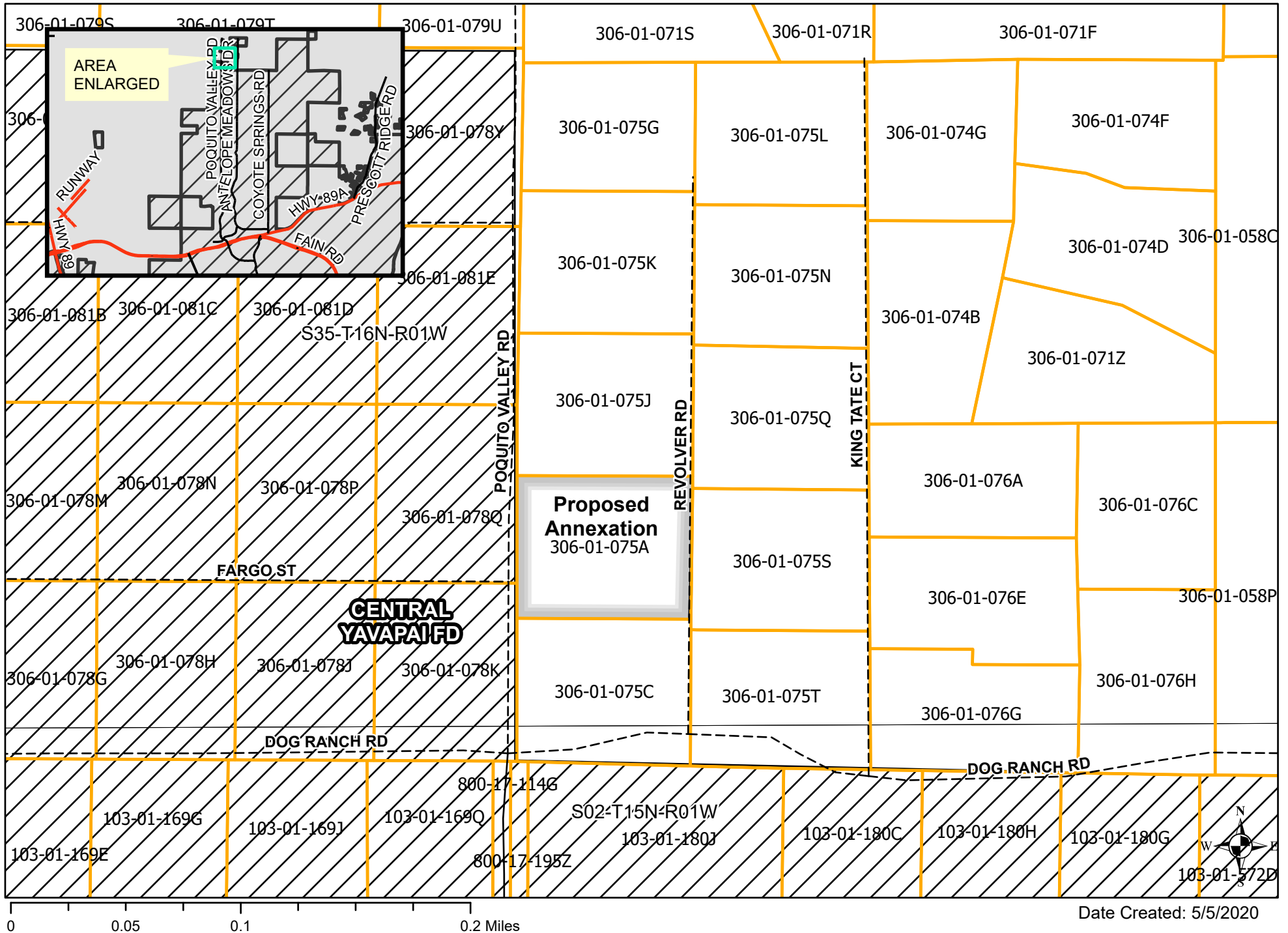
Thence, departing said west line, South $89^{\circ}30'04''$ East, 329.14 feet, to the east line of the west half of the west half of southeast quarter of the southwest quarter of Section 35;

thence, along said east line, South $00^{\circ}56'53''$ West, 268.63 feet;

thence, departing said east line, North $89^{\circ}30'06''$ West, 328.55 feet, to the **POINT OF BEGINNING**.

This legal description yields 2.0 acres.

EXHIBIT B





Central Yavapai Fire District Single Parcel Annexation Request Form

Please return completed form along with the legal description to begin the process. A 'clean' legal description is necessary to annex, meaning re-typed and void of a title, headers, footers, page numbers, watermarks, handwriting, or other excess information. Refer to included checklist for further guidance.

Please mail this form and the legal description to:

Central Yavapai Fire District
Governing Board
8603 E. Eastridge Drive
Prescott Valley, Arizona 86314

Date: 4-14-20

Dear Board Chairman,

As per A.R.S. § 48-262(H), I would like to request my property be annexed into the boundaries of the Central Yavapai Fire District.

My property is adjacent to your current boundaries and is more specifically described as:

Parcel #: 306-D1-075A Section/Township/Range: _____

Physical Address: 12050 N. Revolver Rd Prescott Valley, AZ 86315

Owner's Name: Chad & Stacey Wilhoit

Mailing Address: P.O. Box 11404
Prescott, AZ 86304

Number of people living in this home: 2

I appreciate your consideration on this matter and look forward to hearing from you.

Signature of Owner: Chad Wilhoit

Signature of Co-Owner: Stacey Wilhoit

Recorded at the request of:
CENTRAL YAVAPAI FIRE DISTRICT

When recorded, mail to:
Central Yavapai Fire District
8603 E. Eastridge Drive
Prescott Valley, AZ 86314

CAPTION OF DOCUMENT: RESOLUTION NO. 2020-13

ANNEXATION – GRANILLO'S INVESTMENTS, LLC
PARCEL 306-01-075S

CENTRAL YAVAPAI FIRE DISTRICT

Resolution No. 2020-13

(Annexation of 12045 North Revolver Road, Yavapai County, Arizona - Parcel 306-01-075S)

A FORMAL RESOLUTION OF THE ELECTED BOARD OF THE CENTRAL YAVAPAI FIRE DISTRICT ORDERING A CHANGE OF THE FIRE DISTRICT BOUNDARIES TO INCLUDE THAT PROPERTY DESCRIBED IN EXHIBIT "A" AS ATTACHED HERETO;

WHEREAS, Central Yavapai Fire District Board of Directors has been presented with a valid request for annexation of the area of the property described in Exhibit "A" as attached hereto, requesting that said property be annexed into the jurisdictional boundaries of the District; and

WHEREAS, the subject property is located within Yavapai County and is contiguous to the boundaries of Central Yavapai Fire District as shown on the map attached hereto as Exhibit "B"; and

WHEREAS, all other pertinent requirements of A.R.S. § 48-262 have been addressed and met according to law; and

WHEREAS, the Central Yavapai Fire District Board has determined that the inclusion of the subject property within the boundaries of the Central Yavapai Fire District will benefit the Central Yavapai Fire District and the property owner.

NOW THEREFORE, BE IT RESOLVED that the Central Yavapai Fire District Board of Directors does hereby find that the proposed annexation satisfies the requirements of A.R.S. § 48-262(I), and does hereby order the change to its boundaries to include the area described above, as more specifically set forth in the attached legal description (Exhibit "A") and map (Exhibit "B").

APPROVED AND ADOPTED this 21st day of May, 2020.

Board Chairperson
Central Yavapai Fire District

Board Clerk
Central Yavapai Fire District

EXHIBIT A

LOT 4

A portion of Southeast quarter of the Southwest quarter Section 35, Township 16 North, Range 1 West of the Gila and Salt River Base and Meridian, Yavapai County, Arizona described as follows:

COMMENCING at the South Quarter corner of the said Section 35, a rebar with aluminum cap stamped T15N, R1W, S35/2 LS 16826, from which the Center Quarter of said Section 35, bears North 01° 05' 19" East, 1339.87', being a rebar with tag stamped LS 16198 C/4 S35;

Thence, North 89° 30' 44" West, 655.89 feet to a ½ inch rebar with cap LS 53890;

Thence, North 1° 04' 27" East, 268.08 feet to the POINT OF BEGINNING, a ½ inch rebar with cap LS 53890;

Thence, North 89° 21' 12" West, 328.54 feet to a ½ inch rebar with cap LS 22752;

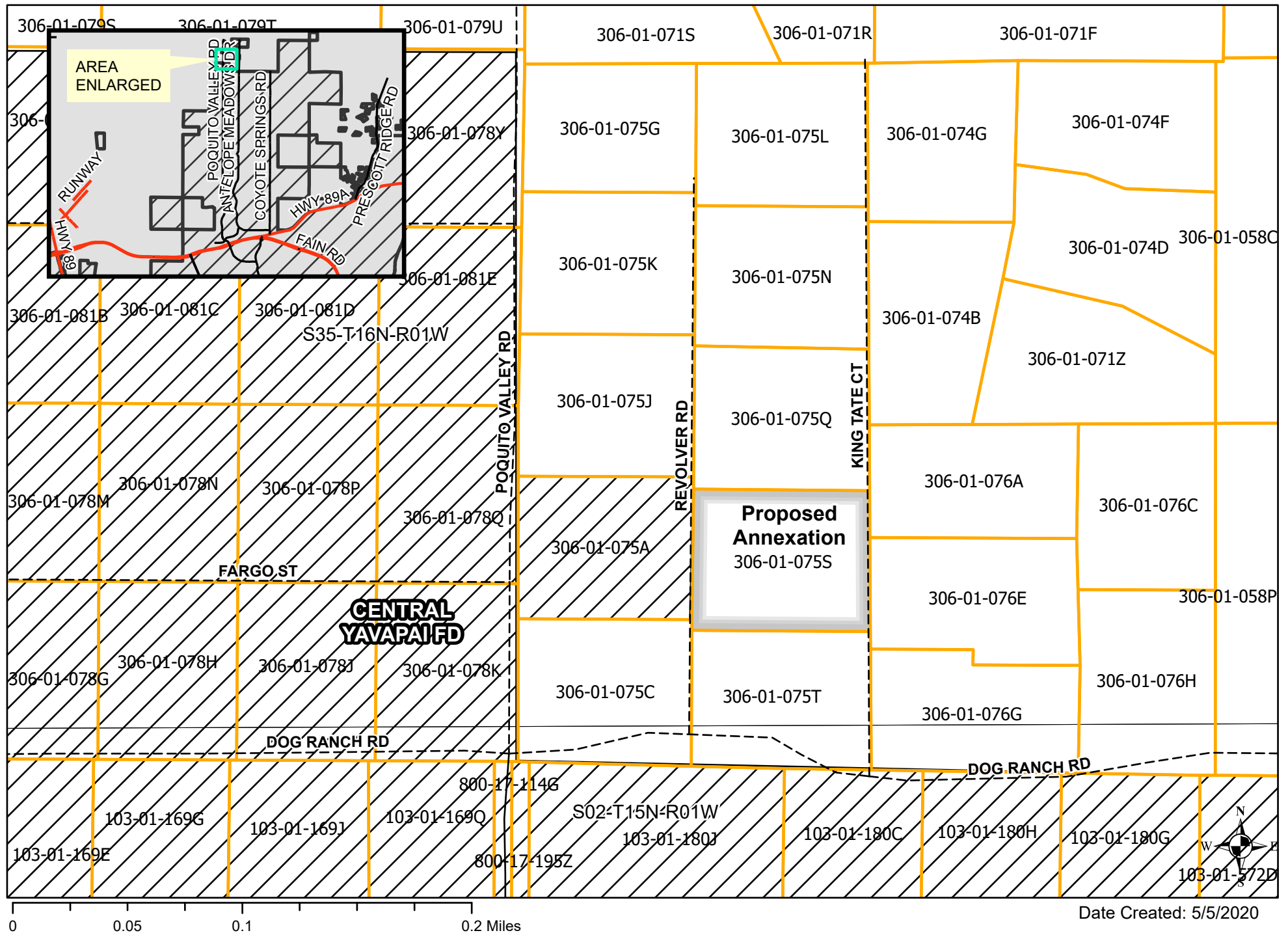
Thence, North 00° 56' 52" East, 268.67 feet to a ½ inch rebar with cap LS 22752;

Thence, South 89° 14' 59" East, 329.13 feet to a ½ inch rebar with cap LS 53890;

Thence South 01° 04' 27" West, 268.08 feet to the POINT OF BEGINNING;

Said described parcel contains 88250 square feet (2.03 acres), more or less, subject to any and all easements, reservations, restrictions and conveyances of record.

EXHIBIT B





Central Yavapai Fire District Single Parcel Annexation Request Form

Please return completed form along with the legal description to begin the process. A 'clean' legal description is necessary to annex, meaning re-typed and void of a title, headers, footers, page numbers, watermarks, handwriting, or other excess information. Refer to included checklist for further guidance.

Please mail this form and the legal description to:

Central Yavapai Fire District
Governing Board
8603 E. Eastridge Drive
Prescott Valley, Arizona 86314

Date: 4/22/2010

Dear Board Chairman,

As per A.R.S. § 48-262(H), I would like to request my property be annexed into the boundaries of the Central Yavapai Fire District.

My property is adjacent to your current boundaries and is more specifically described as:

Parcel #: 306-01-0755 Section/Township/Range: 35/16N/1W LOT 4

Physical Address: Lot 4 Revolver Rd Prescott Valley, AZ 86315

Owner's Name: Granillo's Investments LLC

Mailing Address: P.O. Box 4283
Chino Valley, AZ 86323

Number of people living in this home: 0 (Vacant Land)

I appreciate your consideration on this matter and look forward to hearing from you.

Signature of Owner: [Signature]

Signature of Co-Owner: [Signature]

Recorded at the request of:
CENTRAL YAVAPAI FIRE DISTRICT

When recorded, mail to:
Central Yavapai Fire District
8603 E. Eastridge Drive
Prescott Valley, AZ 86314

CAPTION OF DOCUMENT: RESOLUTION NO. 2020-14

ANNEXATION – MCMANNIS
PARCEL 306-01-075J

CENTRAL YAVAPAI FIRE DISTRICT

Resolution No. 2020-14

(Annexation of 12120 North Revolver Road, Yavapai County, Arizona - Parcel 306-01-075J)

A FORMAL RESOLUTION OF THE ELECTED BOARD OF THE CENTRAL YAVAPAI FIRE DISTRICT ORDERING A CHANGE OF THE FIRE DISTRICT BOUNDARIES TO INCLUDE THAT PROPERTY DESCRIBED IN EXHIBIT "A" AS ATTACHED HERETO;

WHEREAS, Central Yavapai Fire District Board of Directors has been presented with a valid request for annexation of the area of the property described in Exhibit "A" as attached hereto, requesting that said property be annexed into the jurisdictional boundaries of the District; and

WHEREAS, the subject property is located within Yavapai County and is contiguous to the boundaries of Central Yavapai Fire District as shown on the map attached hereto as Exhibit "B"; and

WHEREAS, all other pertinent requirements of A.R.S. § 48-262 have been addressed and met according to law; and

WHEREAS, the Central Yavapai Fire District Board has determined that the inclusion of the subject property within the boundaries of the Central Yavapai Fire District will benefit the Central Yavapai Fire District and the property owner.

NOW THEREFORE, BE IT RESOLVED that the Central Yavapai Fire District Board of Directors does hereby find that the proposed annexation satisfies the requirements of A.R.S. § 48-262(I), and does hereby order the change to its boundaries to include the area described above, as more specifically set forth in the attached legal description (Exhibit "A") and map (Exhibit "B").

APPROVED AND ADOPTED this 21st day of May, 2020.

Board Chairperson
Central Yavapai Fire District

Board Clerk
Central Yavapai Fire District

EXHIBIT A

A portion of the parcel described in the warranty deed recorded in Reception# 2018-0053935 in the Yavapai County Recorder's Office, and also being a portion of the west half of southeast quarter of the southwest quarter of Section 35, Township 16 North, Range 1 West of the Gila and Salt River Meridian, Yavapai County Arizona.

COMMENCING at the southwest corner of the west half of southeast quarter of the southwest quarter of Section 35 as shown on the Record of Survey filed and recorded in the Yavapai County Recorder's Office, Reception # 2018-0035051;

thence, North 00°49'17" East, 537.75 feet along the west line of the west half of southeast quarter of the southwest quarter of Section 35, to the southwest corner of the parcel in Reception# 2018-0053935 and to the **POINT OF BEGINNING**.

Thence, continuing along said west line and the west line of the parcel in Reception# 2018-0053935, North 00°49'17" East, 267.97 feet, from which point the northwest corner of the parcel in Reception# 2018-0053935 is North 00°49'17" East, 267.97 feet;

thence, departing said west line and the west line of the parcel in Reception# 2018-0053935, South 89°28'46" East, 329.73 feet, to the east line of the west half of the west half of the southeast quarter of the southwest quarter of Section 35, from which point the northeast corner of the parcel in Reception# 2018-0053935 is North 00°56'53" East, 267.85 feet;

thence, along said east line and the east line of parcel in Reception# 2018-0053935, South 00°56'53" West, 267.85 feet to the southeast corner of the parcel in Reception# 2018-0053935;

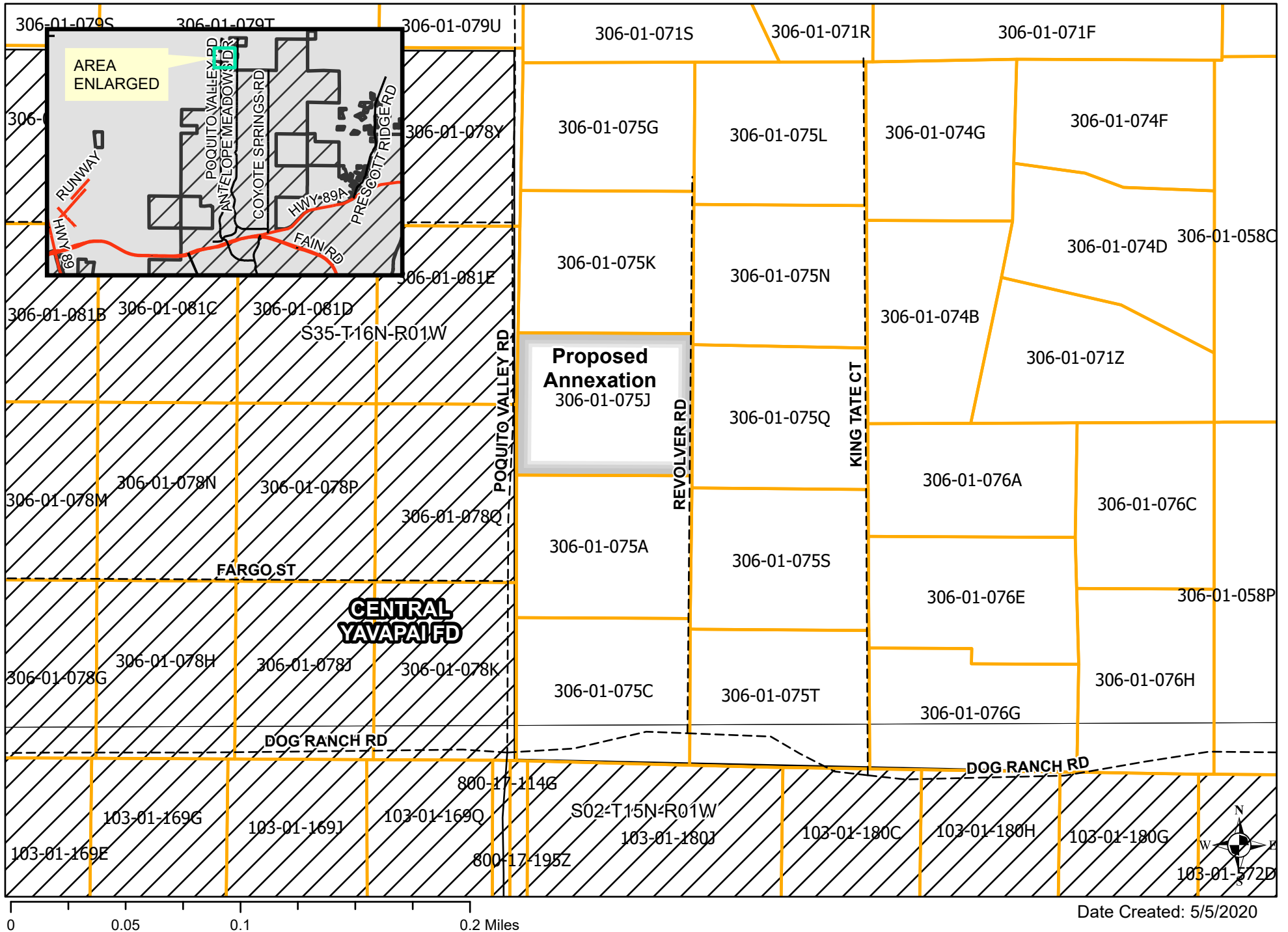
thence, departing said east line and along the south line of the parcel in Reception# 2018-0053935, North 89°30'04" West, 329.14 feet, to the **POINT OF BEGINNING**.

This legal description yields 2.0 acres.

SUBJECT TO AND TOGETHER WITH a 20.00' wide easement for ingress and egress over the easterly 20.00 feet of the parcel described above.

SUBJECT TO AND TOGETHER WITH an 8.00' wide easement for utilities over the westerly 8.00 feet of the easterly 20.00 feet of the parcel described above.

EXHIBIT B





Central Yavapai Fire District Single Parcel Annexation Request Form

Please return completed form along with the legal description to begin the process. A 'clean' legal description is necessary to annex, meaning re-typed and void of a title, headers, footers, page numbers, watermarks, handwriting, or other excess information. Refer to included checklist for further guidance.

Please mail this form and the legal description to:

Central Yavapai Fire District
Governing Board
8603 E. Eastridge Drive
Prescott Valley, Arizona 86314

Date: 4/15/2020

Dear Board Chairman,

As per A.R.S. § 48-262(H), I would like to request my property be annexed into the boundaries of the Central Yavapai Fire District.

My property is adjacent to your current boundaries and is more specifically described as:

Parcel #: 306-01-075J Section/Township/Range: _____

Physical Address: 12120 N. Revolver Rd Prescott Valley, AZ 86315

Owner's Name: Milan & Chelsey Mcmannis

Mailing Address: P.O. Box 10188
Prescott, AZ 86304

Number of people living in this home: 3

I appreciate your consideration on this matter and look forward to hearing from you.

Signature of Owner: Chelsey Mcmannis

Signature of Co-Owner: Milan Mcmannis

Recorded at the request of:
CENTRAL YAVAPAI FIRE DISTRICT

When recorded, mail to:
Central Yavapai Fire District
8603 E. Eastridge Drive
Prescott Valley, AZ 86314

CAPTION OF DOCUMENT: RESOLUTION NO. 2020-15

ANNEXATION – GRANILLO'S INVESTMENTS, LLC
PARCEL 306-01-075Q

CENTRAL YAVAPAI FIRE DISTRICT

Resolution No. 2020-15

(Annexation of 12125 North Revolver Road, Yavapai County, Arizona - Parcel 306-01-075Q)

A FORMAL RESOLUTION OF THE ELECTED BOARD OF THE CENTRAL YAVAPAI FIRE DISTRICT ORDERING A CHANGE OF THE FIRE DISTRICT BOUNDARIES TO INCLUDE THAT PROPERTY DESCRIBED IN EXHIBIT "A" AS ATTACHED HERETO;

WHEREAS, Central Yavapai Fire District Board of Directors has been presented with a valid request for annexation of the area of the property described in Exhibit "A" as attached hereto, requesting that said property be annexed into the jurisdictional boundaries of the District; and

WHEREAS, the subject property is located within Yavapai County and is contiguous to the boundaries of Central Yavapai Fire District as shown on the map attached hereto as Exhibit "B"; and

WHEREAS, all other pertinent requirements of A.R.S. § 48-262 have been addressed and met according to law; and

WHEREAS, the Central Yavapai Fire District Board has determined that the inclusion of the subject property within the boundaries of the Central Yavapai Fire District will benefit the Central Yavapai Fire District and the property owner.

NOW THEREFORE, BE IT RESOLVED that the Central Yavapai Fire District Board of Directors does hereby find that the proposed annexation satisfies the requirements of A.R.S. § 48-262(I), and does hereby order the change to its boundaries to include the area described above, as more specifically set forth in the attached legal description (Exhibit "A") and map (Exhibit "B").

APPROVED AND ADOPTED this 21st day of May, 2020.

Board Chairperson
Central Yavapai Fire District

Board Clerk
Central Yavapai Fire District

EXHIBIT A

LOT 3

A portion of Southeast quarter of the Southwest quarter Section 35, Township 16 North, Range 1 West of the Gila and Salt River Base and Meridian, Yavapai County, Arizona described as follows:

COMMENCING at the South Quarter corner of the said Section 35, a rebar with aluminum cap stamped T15N, R1W, S35/2 LS 16826, from which the Center Quarter of said Section 35, bears North 01° 05' 19" East, 1339.87', being a rebar with tag stamped LS 16198 C/4 S35;

Thence, North 89° 30' 44" West, 655.89 feet to a ½ inch rebar with cap LS 53890;

Thence, North 1° 04' 27" East, 536.16 feet to the POINT OF BEGINNING, a ½ inch rebar with cap LS 53890;

Thence, North 89° 14' 59" West, 329.13 feet to a ½ inch rebar with cap LS 22752;

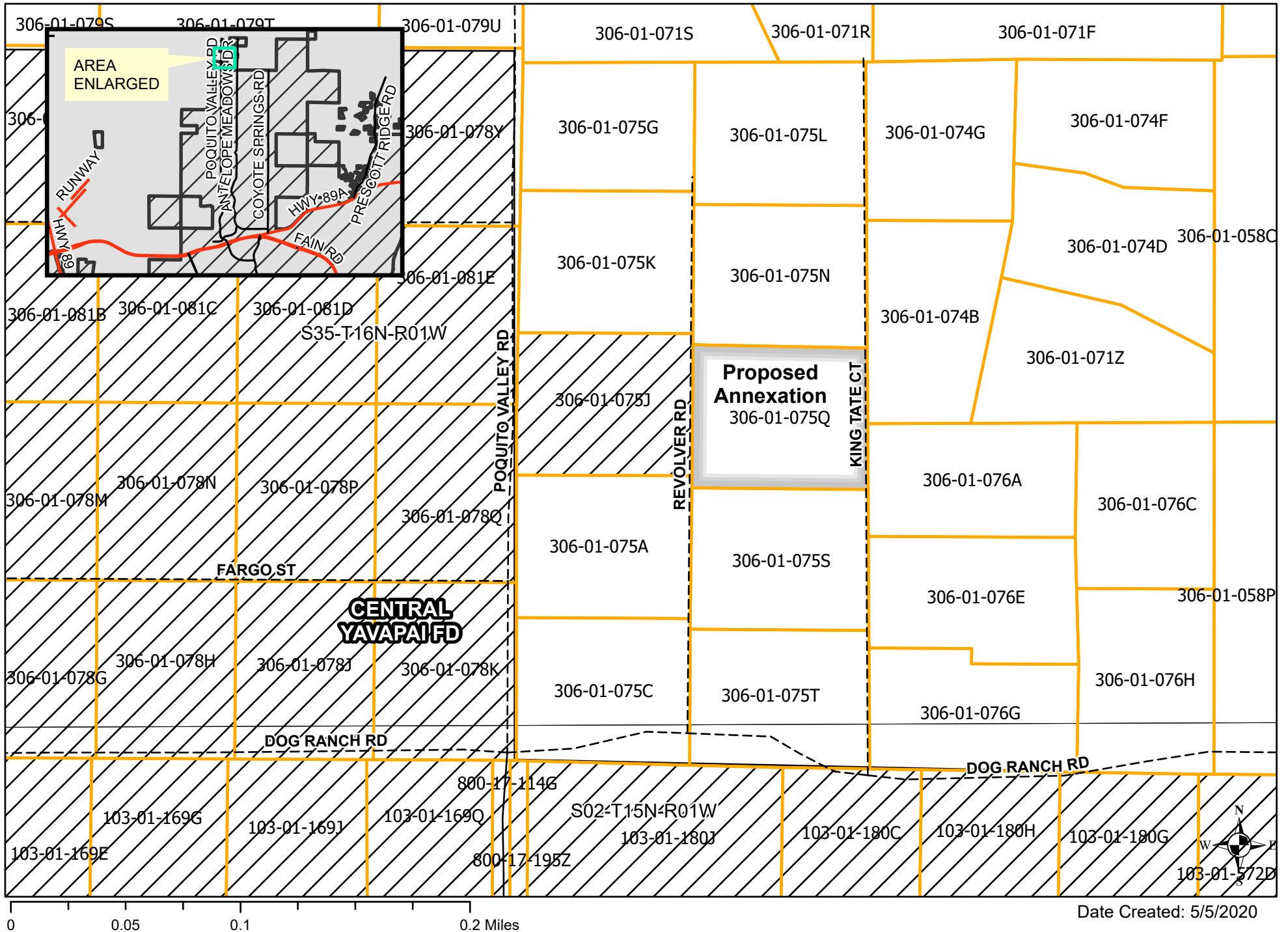
Thence, North 00° 56' 52" East, 271.11 feet to a ½ inch rebar with cap LS 53890;

Thence, South 88° 43' 20" East, 329.72 feet to a ½ inch rebar with cap LS 53890;

Thence South 01° 04' 27" West, 268.08 feet to the POINT OF BEGINNING;

Said described parcel contains 88811 square feet (2.04 acres), more or less, subject to any and all easements, reservations, restrictions and conveyances of record.

EXHIBIT B





Central Yavapai Fire District Single Parcel Annexation Request Form

Please return completed form along with the legal description to begin the process. A 'clean' legal description is necessary to annex, meaning re-typed and void of a title, headers, footers, page numbers, watermarks, handwriting, or other excess information. Refer to included checklist for further guidance.

Please mail this form and the legal description to:

Central Yavapai Fire District
Governing Board
8603 E. Eastridge Drive
Prescott Valley, Arizona 86314

Date: 4/22/2020

Dear Board Chairman,

As per A.R.S. § 48-262(H), I would like to request my property be annexed into the boundaries of the Central Yavapai Fire District.

My property is adjacent to your current boundaries and is more specifically described as:

Parcel #: 306-01-075Q Section/Township/Range: 35/16N/1W LOT 3

Physical Address: Lot 3 Revolver Rd prescott valley, AZ 86315

Owner's Name: Granillo's Investments LLC

Mailing Address: P.O. Box 4283

Chino Valley, AZ 86323

Number of people living in this home: 0 (vacant land)

I appreciate your consideration on this matter and look forward to hearing from you.

Signature of Owner: [Signature]

Signature of Co-Owner: [Signature]

Recorded at the request of:
CENTRAL YAVAPAI FIRE DISTRICT

When recorded, mail to:
Central Yavapai Fire District
8603 E. Eastridge Drive
Prescott Valley, AZ 86314

CAPTION OF DOCUMENT: RESOLUTION NO. 2020-17

ANNEXATION – GRANILLO'S INVESTMENTS, LLC
PARCEL 306-01-075N

CENTRAL YAVAPAI FIRE DISTRICT

Resolution No. 2020-17

(Annexation of 12175 North Revolver Road, Yavapai County, Arizona - Parcel 306-01-075N)

A FORMAL RESOLUTION OF THE ELECTED BOARD OF THE CENTRAL YAVAPAI FIRE DISTRICT ORDERING A CHANGE OF THE FIRE DISTRICT BOUNDARIES TO INCLUDE THAT PROPERTY DESCRIBED IN EXHIBIT "A" AS ATTACHED HERETO;

WHEREAS, Central Yavapai Fire District Board of Directors has been presented with a valid request for annexation of the area of the property described in Exhibit "A" as attached hereto, requesting that said property be annexed into the jurisdictional boundaries of the District; and

WHEREAS, the subject property is located within Yavapai County and is contiguous to the boundaries of Central Yavapai Fire District as shown on the map attached hereto as Exhibit "B"; and

WHEREAS, all other pertinent requirements of A.R.S. § 48-262 have been addressed and met according to law; and

WHEREAS, the Central Yavapai Fire District Board has determined that the inclusion of the subject property within the boundaries of the Central Yavapai Fire District will benefit the Central Yavapai Fire District and the property owner.

NOW THEREFORE, BE IT RESOLVED that the Central Yavapai Fire District Board of Directors does hereby find that the proposed annexation satisfies the requirements of A.R.S. § 48-262(I), and does hereby order the change to its boundaries to include the area described above, as more specifically set forth in the attached legal description (Exhibit "A") and map (Exhibit "B").

APPROVED AND ADOPTED this 21st day of May, 2020.

Board Chairperson
Central Yavapai Fire District

Board Clerk
Central Yavapai Fire District

EXHIBIT A

LOT 2

A portion of Southeast quarter of the Southwest quarter Section 35, Township 16 North, Range 1 West of the Gila and Salt River Base and Meridian, Yavapai County, Arizona described as follows:

COMMENCING at the South Quarter corner of the said Section 35, a rebar with aluminum cap stamped T15N, R1W, S35/2 LS 16826, from which the Center Quarter of said Section 35, bears North 01° 05' 19" East, 1339.87', being a rebar with tag stamped LS 16198 C/4 S35;

Thence, North 89° 30' 44" West, 655.89 feet to a ½ inch rebar with cap LS 53890;

Thence, North 1° 04' 27" East, 804.24 feet to the POINT OF BEGINNING, a ½ inch rebar with cap LS 53890;

Thence, North 88° 43' 20" West, 329.72 feet a ½ inch rebar with cap LS 53890;

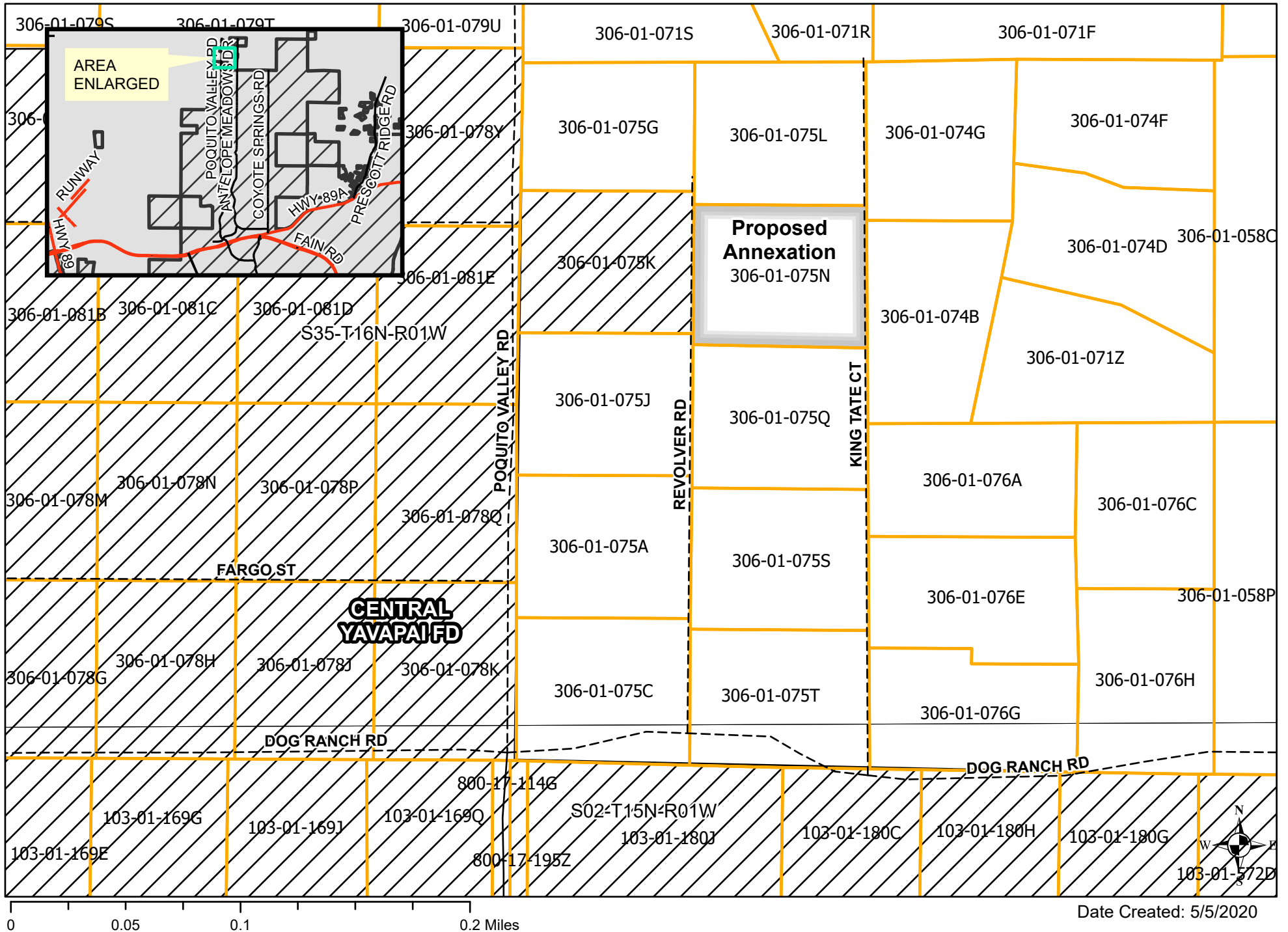
Thence, North 00° 56' 52" East, 264.59 feet to a ½ inch rebar with cap LS 22752;

Thence, South 89° 19' 45" East, 330.31 feet to a ½ inch rebar with cap LS 53890;

Thence South 01° 04' 27" West, 268.08 feet to the POINT OF BEGINNING;

Said described parcel contains 87894 square feet (2.02 acres), more or less, subject to any and all easements, reservations, restrictions and conveyances of record.

EXHIBIT B





Central Yavapai Fire District Single Parcel Annexation Request Form

Please return completed form along with the legal description to begin the process. A 'clean' legal description is necessary to annex, meaning re-typed and void of a title, headers, footers, page numbers, watermarks, handwriting, or other excess information. Refer to included checklist for further guidance.

Please mail this form and the legal description to:

Central Yavapai Fire District
Governing Board
8603 E. Eastridge Drive
Prescott Valley, Arizona 86314

Date: 4/22/2020

Dear Board Chairman,

As per A.R.S. § 48-262(H), I would like to request my property be annexed into the boundaries of the Central Yavapai Fire District.

My property is adjacent to your current boundaries and is more specifically described as:

Parcel #: 306-01-075N Section/Township/Range: 35/16N/1W LOT 2

Physical Address: LOT 2 Revolver Rd prescott valley, AZ 86315

Owner's Name: Granillo's Investments LLC

Mailing Address: P.O. Box 4283
Chino Valley, AZ 86323

Number of people living in this home: 0 (vacant land)

I appreciate your consideration on this matter and look forward to hearing from you.

Signature of Owner: 

Signature of Co-Owner: 

Recorded at the request of:
CENTRAL YAVAPAI FIRE DISTRICT

When recorded, mail to:
Central Yavapai Fire District
8603 E. Eastridge Drive
Prescott Valley, AZ 86314

CAPTION OF DOCUMENT: RESOLUTION NO. 2020-19

ANNEXATION – GRANILLO'S INVESTMENTS, LLC
PARCEL 306-01-075L

CENTRAL YAVAPAI FIRE DISTRICT

Resolution No. 2020-19

(Annexation of 12223 North Revolver Road, Yavapai County, Arizona - Parcel 306-01-075L)

A FORMAL RESOLUTION OF THE ELECTED BOARD OF THE CENTRAL YAVAPAI FIRE DISTRICT ORDERING A CHANGE OF THE FIRE DISTRICT BOUNDARIES TO INCLUDE THAT PROPERTY DESCRIBED IN EXHIBIT "A" AS ATTACHED HERETO;

WHEREAS, Central Yavapai Fire District Board of Directors has been presented with a valid request for annexation of the area of the property described in Exhibit "A" as attached hereto, requesting that said property be annexed into the jurisdictional boundaries of the District; and

WHEREAS, the subject property is located within Yavapai County and is contiguous to the boundaries of Central Yavapai Fire District as shown on the map attached hereto as Exhibit "B"; and

WHEREAS, all other pertinent requirements of A.R.S. § 48-262 have been addressed and met according to law; and

WHEREAS, the Central Yavapai Fire District Board has determined that the inclusion of the subject property within the boundaries of the Central Yavapai Fire District will benefit the Central Yavapai Fire District and the property owner.

NOW THEREFORE, BE IT RESOLVED that the Central Yavapai Fire District Board of Directors does hereby find that the proposed annexation satisfies the requirements of A.R.S. § 48-262(I), and does hereby order the change to its boundaries to include the area described above, as more specifically set forth in the attached legal description (Exhibit "A") and map (Exhibit "B").

APPROVED AND ADOPTED this 21st day of May, 2020.

Board Chairperson
Central Yavapai Fire District

Board Clerk
Central Yavapai Fire District

EXHIBIT A

LOT 1

A portion of Southeast quarter of the Southwest quarter Section 35, Township 16 North, Range 1 West of the Gila and Salt River Base and Meridian, Yavapai County, Arizona described as follows:

COMMENCING at the South Quarter corner of the said Section 35, a rebar with aluminum cap stamped T15N, R1W, S35/2 LS 16826, from which the Center Quarter of said Section 35, bears North 01° 05' 19" East, 1339.87', being a rebar with tag stamped LS 16198 C/4 S35;

Thence, North 89° 30' 44" West, 655.89 feet to a ½ inch rebar with cap LS 53890;

Thence, North 1° 04' 27" East, 1072.32 feet to the POINT OF BEGINNING, a ½ inch rebar with cap LS 53890;

Thence, North 89° 19' 45" West, 330.31 feet to a ½ inch rebar with cap LS 22752;

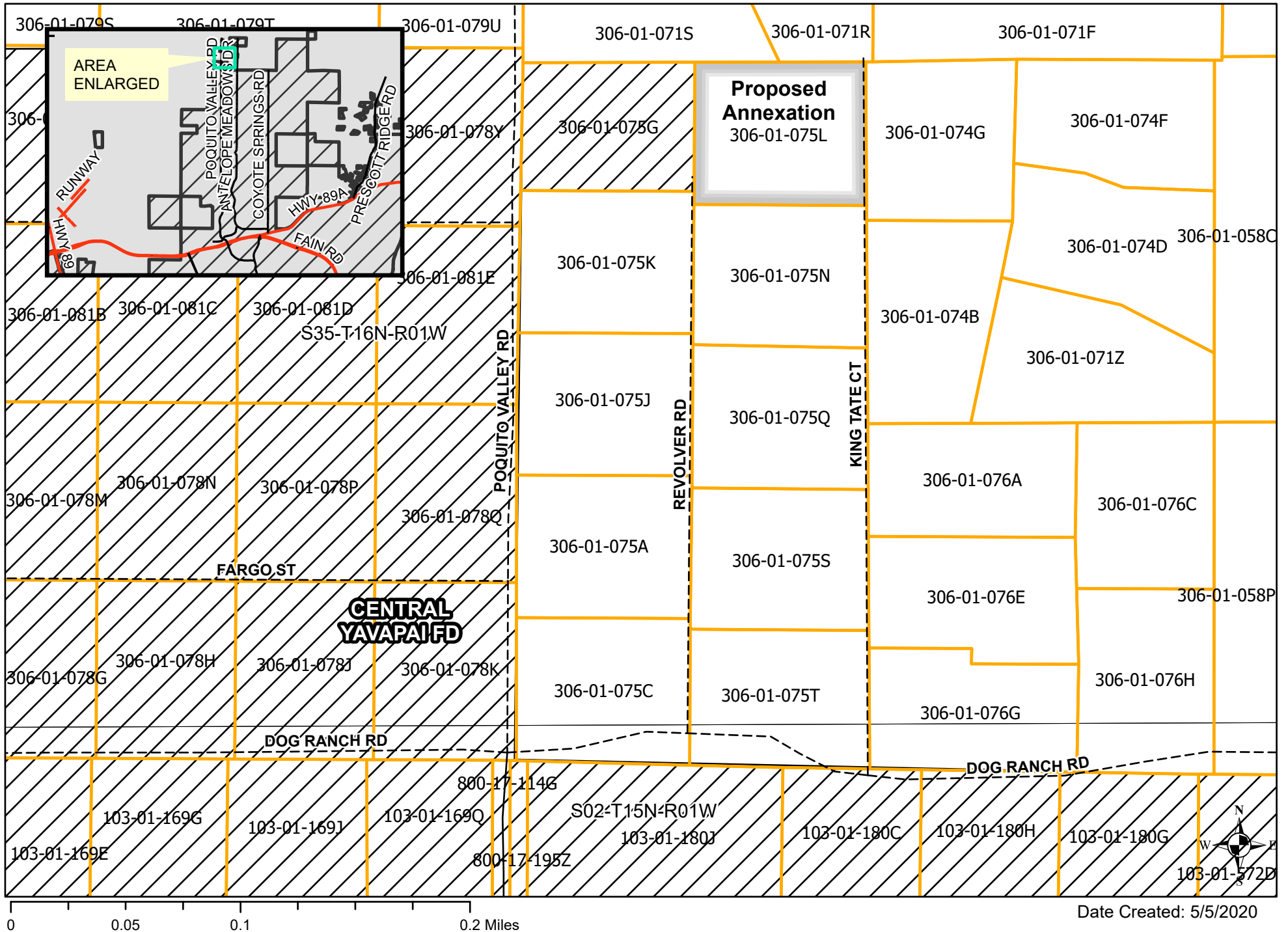
Thence, North 00° 56' 52" East, 267.33 feet to a ½ inch rebar with cap LS 22752;

Thence, South 89° 27' 29" East, 330.91 feet to a ½ inch rebar with cap LS 22752;

Thence South 01° 04' 27" West, 268.08 feet to the POINT OF BEGINNING;

Said described parcel contains 88502 square feet (2.03 acres), more or less, subject to any and all easements, reservations, restrictions and conveyances of record.

EXHIBIT B





Central Yavapai Fire District Single Parcel Annexation Request Form

Please return completed form along with the legal description to begin the process. A 'clean' legal description is necessary to annex, meaning re-typed and void of a title, headers, footers, page numbers, watermarks, handwriting, or other excess information. Refer to included checklist for further guidance.

Please mail this form and the legal description to:

Central Yavapai Fire District
Governing Board
8603 E. Eastridge Drive
Prescott Valley, Arizona 86314

Date: 4/22/2020

Dear Board Chairman,

As per A.R.S. § 48-262(H), I would like to request my property be annexed into the boundaries of the Central Yavapai Fire District.

My property is adjacent to your current boundaries and is more specifically described as:

Parcel #: 306-01-075L Section/Township/Range: 35/16N/1W LOT 2

Physical Address: LOT 2 Revolver Rd Prescott Valley, AZ 86315

Owner's Name: Granillo's Investments LLC

Mailing Address: P.O. Box 4283
Chino Valley, AZ 86323

Number of people living in this home: 0 (Vacant Land)

I appreciate your consideration on this matter and look forward to hearing from you.

Signature of Owner: [Signature]

Signature of Co-Owner: [Signature]



Draft (5-4-2020) 0 cent - correction
Fiscal Year 2020-21
Table of Contents

<u>Description</u>	<u>Page #</u>
Summary of All Departments	2
Revenue	3
Detail for All Departments	
Administration	4-6
Fire Prevention	7-8
Operations	9-13
Training Center	14-15
Technical Services	16-18
Facilities Maintenance	19-20
Fleet Maintenance	21-22
Warehouse	23

Final Budget FY 2020-21

All Departments

Maintenance & Operation Budget

	CAFMA FY 20	CAFMA FY 21	Variance	Variance (%)
Personnel Services				
Administration	1,546,515	1,727,762	181,247	11.72%
Support Services	2,055,517	2,110,766	55,249	2.69%
Operations	16,033,925	17,010,020	976,095	6.09%
Total Personnel Services	19,635,957	20,848,548	1,212,591	6.18%
Supplies				
Administration	21,739	21,739	-	0.00%
Support Services	1,451,025	1,605,520	154,495	10.65%
Operations	494,297	579,367	85,070	17.21%
Total Supplies	1,967,061	2,206,626	239,565	12.18%
Services & Charges				
Administration	330,085	405,085	75,000	22.72%
Support Services	528,295	535,695	7,400	1.40%
Operations	909,813	975,000	65,187	7.16%
Total Services & Charges	1,768,193	1,915,780	147,587	8.35%
Maintenance & Operation Subtotal	23,371,211	24,970,954	1,599,743	6.84%

Capital & Contingency Budget

Capital Outlay

Administration	40,000	-	(40,000)	
Support Services	698,320	955,592	257,272	36.84%
Operations	1,043,062	1,816,162	773,100	74.12%
Total Capital Outlay	1,781,382	2,771,754	990,372	55.60%

Contingency

Administration	98,298	107,729	9,431	9.59%
Support Services	199,820	212,599	12,779	6.40%
Operations	871,902	928,220	56,318	6.46%
Total Contingency	1,170,020	1,248,548	78,528	6.71%

Capital & Contingency Budget

	2,951,402	4,020,302	1,068,900	36.22%
--	-----------	-----------	-----------	--------

Total District Budget

	26,322,613	28,991,256	2,668,643	10.14%
--	-------------------	-------------------	------------------	---------------

Department Totals

	FY 20	FY 21	Variance	Variance (%)
Administration	2,036,637	2,262,315	225,678	11.08%
Support Services	4,932,977	5,420,172	487,195	9.88%
Operations	19,352,999	21,308,769	1,955,770	10.11%

Total District Budget

	26,322,613	28,991,256	2,668,643	10.14%
--	-------------------	-------------------	------------------	---------------

Central Arizona Fire and Medical Authority
Revenue Budget FY 2020-21

	CAFMA FY 18	CAFMA FY 19	CAFMA FY 20		CAFMA FY 21	Variance	Variance (%)
Total Budget	23,164,194	25,503,592	26,351,812		28,991,256	2,639,444	10.02%
Carryover	(944,035)	(1,002,247)	(1,064,167)		(1,170,020)	105,853	9.95%
Revenue:							
Vehicle Maintenance:							
4300 Outside Agency Work	(24,750)	(24,750)	(40,000)		(40,000)	-	0.00%
Total Vehicle Maintenance	(24,750)	(24,750)	(40,000)	-	(40,000)	-	0.00%
							-
Prevention:							
4400 Construction Permits			(51,250)		(51,250)	-	0.00%
4415 Sprinkler Permits			-		-	-	-
4420 Fire Alarm Permits			-		-	-	-
4425 Operational Permits			(1,700)		(1,700)	-	0.00%
4430 Special Events			(2,680)		(2,680)	-	0.00%
4435 Other Operational Events			-		-	-	-
5125.31 PAWUIC / Def. Space	(24,000)	(10,000)	(24,000)		(24,000)	-	0.00%
Inspection Fees	(1,000)	(1,000)	-		-	-	-
Prevention Permits	(200)	(200)	-		-	-	-
Special Events Fees	(17,500)	(17,500)	-		-	-	-
Care Home Inspection Fees	(500)	(500)	-		-	-	-
Plan Review Fees	(4,500)	(4,500)	-		-	-	-
5600 Misc. Prevention	(600)	(600)	(2,100)		(2,100)	-	0.00%
Total Prevention	(48,300)	(34,300)	(81,730)	-	(81,730)	-	0.00%
Communications:							
5140.41 Tech Services Contracting	(125,000)	(125,000)	(178,000)		(179,345)	1,345	0.76%
5141.41 Supplies for Outside Agency Work	(10,000)	(10,000)	(10,000)		(10,000)	-	0.00%
Total Communications	(135,000)	(135,000)	(188,000)	-	(189,345)	1,345	0.72%
Grants:							
5430 Grant - possible PPE		(21,600)	(24,000)		-	(24,000)	-100.00%
Grant - FEMA - SAFER	-	-	(306,934)		(225,085)	(81,849)	-26.67%
Total Grants	-	-	(306,934)	-	(225,085)	(81,849)	-26.67%
Warehouse:							
5700 Warehouse Purchasing Group	(50,000)	(210,000)	(210,000)		(210,000)	-	0.00%
Training Center:							
5900 CARTA Classes	(15,000)	(15,000)	(15,000)		(15,000)	-	-
5905 CPR / EMS Classes	(24,000)	(26,000)	(26,000)		(26,000)	-	0.00%
Other:							
4001 Fire Protection Contracts	(124,000)	(124,000)	(150,000)		(180,000)	30,000	20.00%
1200 Capital Reserve Account	(1,927,029)	(2,784,434)	(1,242,382)		(2,086,754)	844,372	67.96%
4800 Off-District Fires	(50,000)	(50,000)	(50,000)		(50,000)	-	0.00%
4900 Interest Income	(21,000)	(21,000)	(30,000)		(50,000)	20,000	66.67%
5100 Miscellaneous Revenue	(10,900)	(10,900)	(10,900)		(10,900)	-	0.00%
5400 Donations	(500)	(500)	(500)		(500)	-	0.00%
5855 64 Lease	(7,200)	-	-		-	-	-
5855 Admin 61 Lease	(24,000)	(24,000)	(30,000)		(30,000)	-	0.00%
5350 Rebates Refunds	-	-	-		-	-	-
Total Other	(2,164,629)	(3,014,834)	(1,513,782)	-	(2,408,154)	894,372	59.08%
Total Non-Levy Revenues	(3,405,714)	(4,462,131)	(3,469,613)	-	(4,365,334)	895,721	25.82%
Additional Funding Requirement	19,758,480	21,019,861	22,882,199		24,625,922	1,743,723	7.62%
Net A.V.	114,120,282	120,819,143	128,940,651	CVFD	138,380,766	9,440,115	7.32%
	597,046,426	636,630,604	686,814,672	CYFD	740,758,842	53,944,170	7.85%
	711,166,708	757,449,747	815,755,323		879,139,608	63,384,285	7.7700%
Funding Requirement by District							
3100 CVFD	4,132,286	4,227,791	4,547,989	CVFD	4,860,737		
3200 CYFD	\$15,626,194	16,792,070	18,334,210	CYFD	19,765,185		
Actual/Estimated Tax Rate	\$3.2492	\$3.2499	\$3.2499	CVFD	\$3.2499	\$0.0000	0.00%
	2.5598	\$2.5964	\$2.6151	CYFD	\$2.6220	\$0.0069	0.26%

Central Arizona Fire and Medical
Final Budget FY 2020 -21
General Fund
Administration

Personnel Services

		CAFMA Budget FY 18	CAFMA Budget FY 19	CAFMA Budget FY 20	Actual -	CAFMA Budget FY 21	Budget Variance \$\$	Budget Variance %
6100.1	Salaries							
	<i>Total Salaries</i>	848,377	874,122	914,101		1,023,548	109,447	11.97%
6101.1	CEO Fire Chief (70-13L*11)	152,363	154,140	154,410		156,040	1,630	1.06%
6110.1	Overtime	9,000	9,000	9,000		9,000	-	0.00%
6130.1	PSPRS Retirement	48,543	61,189	60,319		116,387	56,068	92.95%
6129.1	ASRS Retirement	68,512	75,049	84,598		87,784	3,186	3.77%
6133.1	401A - Fire Chief	29,894	30,242	30,295		30,615	320	1.06%
6132.1	401A (Employees participating in DROP) Tier 1	14,420	14,755	14,971		5,066	(9,905)	-66.16%
	401A Tier 2B and 3 opt ins (4%)	-	-	-		-	-	-
	PSPRS Legacy costs	51,803	54,214	53,271		53,834	563	1.06%
6150.1	Workers Compensation Insurance							
	Chief	7,451	7,329	7,342		9,275	1,933	26.33%
	Admin at FF State Comp rate	12,793	12,881	13,019		17,156	4,137	31.78%
	Office (Sal + OT+ Assign)	1,430	1,463	1,649		2,143	494	29.96%
	<i>Total State Compensation Insurance</i>	21,674	21,673	22,010		28,574	6,564	29.82%
6151.1	Workers Comp Ins. / Volunteers	101	101	101		126	25	24.75%
6170.1	Unemployment Insurance	901	3,211	3,211		3,211	-	0.00%
6180.1	401A-ASRS (previously FICA)	46,384	48,989	54,023		55,798	1,775	3.29%
6181.1	Medicare Tax	14,641	15,385	16,605		17,235	630	3.79%
6190.1	Health Insurance	118,440	115,740	129,600		140,544	10,944	8.44%
Total Personnel Services		1,425,053	1,477,810	1,546,515		1,727,762	181,247	11.72%

Supplies

6200.1	Office Supplies							
	Office Small Equipment Replacement	500	500	500	-	500	-	0.00%
	<i>Total Office Supplies</i>	500	500	500	-	500	-	0.00%
6205.1	In-House Duplication & Printing							
	Monthly Copier Charge (Lease, Maint, Supplies)	17,500	17,500	15,000		15,000	-	0.00%
	<i>Total In-house Dupl & Printing</i>	17,500	17,500	15,000		15,000	-	0.00%
6210.1	Fire Corp Program							
	Recruitment / Retention	260	260	260		260	-	0.00%
	Uniforms	200	200	200		200	-	0.00%
	Routine Supplies	40	40	40		40	-	0.00%
	Training	-	-	-		-	-	-
	<i>Total Fire Corp Program</i>	500	500	500		500	-	0.00%
6230.1	Uniforms	2,600	2,600	2,975		2,975	-	0.00%
6240.1	Library Reference							
	AFDA Handbook Insert Update	75	-	-		-	-	-
	ATRA Tax Summary	60	-	-		-	-	-
	Books/CDs	300	300	300		300	-	0.00%
	EMS Best Practices	270	270	270		270	-	0.00%
	FLSA Handbook	475	475	475		475	-	0.00%
	FMLA Handbook	475	475	475		475	-	0.00%
	IFS Journal	50	-	-		-	-	-
	Legal Briefings for Fire Chiefs	99	99	99		99	-	0.00%
	Personnel Law Update	200	200	200		200	-	0.00%
	Public Employment Law	295	295	295		295	-	0.00%
	Routine Subscriptions	650	650	650		650	-	0.00%
	<i>Total Library Supplies</i>	2,949	2,764	2,764	-	2,764	-	0.00%
Total Supplies		24,049	23,864	21,739	-	21,739	-	0.00%

Services and Charges

6400.1	Audit & Accounting	20,000	24,000	24,000		36,000	12,000	50.00%
6405.1	Other Professional Services							
	US Bank GADA Admin Fees	1,000	-	-		-	-	-
	Yavapai County MIS Maps	50	-	-		-	-	-
	Annexations - Legal Descriptions/Surveys	1,500	1,500	1,500		1,500	-	0.00%
	County Charges	1,500	1,500	1,500		1,500	-	0.00%

Central Arizona Fire and Medical
Final Budget FY 2020 -21
General Fund
Administration

	CAFMA Budget FY 18	CAFMA Budget FY 19	CAFMA Budget FY 20	Actual -	CAFMA Budget FY 21	Budget Variance \$\$	Budget Variance %
Bond Fees	800	-	-		-	-	-
Fingerprint Charges	1,200	1,200	1,200		1,200	-	0.00%
Universal Background services	1,520	400	400		400	-	0.00%
Wage study			10,000		40,000	30,000	300.00%
Total Other Professional Services	7,570	4,600	14,600		44,600	30,000	205.48%
6410.1 Legal Services	70,000	70,000	70,000		70,000	-	0.00%
.600 Legal Services - Non - Routine	7,500	7,500	7,500		7,500	-	0.00%
Total Legal Services	77,500	77,500	77,500	-	77,500	-	0.00%
6415.1 Mental Health							
Coverage - HB2502			14,000		14,000	-	0.00%
Follow up			1,900		1,900	-	0.00%
EAP program					30,000	30,000	-
Total Mental Health	-	-	15,900		45,900	30,000	188.68%
6420.1 Employee Assistance Program							
Routine	4,700	4,700	4,700		4,700	-	0.00%
HR/Supervisor Referrals	2,000	2,000	2,000		2,000	-	0.00%
CISD	2,500	2,500	2,500		2,500	-	0.00%
Total Employee Assistance Program	9,200	9,200	9,200		9,200	-	0.00%
6430.1 Communications (moved to Tech Services)							
Monthly (CenturyLink, Long Distance)	25,133	-	-		-	-	-
Phone Line	900	-	-		-	-	-
Cell Phones	33,800	-	-		-	-	-
Cable One Internet	5,300	-	-		-	-	-
Global Star - Satellite Phones	972	-	-		-	-	-
Mobile Data	17,500	-	-		-	-	-
Phone Repair/Rplce/Upgrade/Equip	2,500	-	-		-	-	-
Total Communications	86,105	-	-		-	-	-
6435.1 Postage							
Postage Meter	550	550	550		550	-	0.00%
Misc Postage Supplies (ink, labels, etc.)	250	250	250		250	-	0.00%
Shipping (UPS, FedEx, etc.)	300	300	300		300	-	0.00%
Postage	4,900	3,900	3,900		3,900	-	0.00%
Total Postage	6,000	5,000	5,000		5,000	-	0.00%
6441.1 Fire Board Expenses							
Misc. (Shirts, Business Cards, Name Tags, Good Will)	250	250	500		500	-	0.00%
Total Fire Board Expenses	250	250	500		500	-	0.00%
6470.1 Newspaper Advertising							
Routine	2,100	1,100	1,100		1,100	-	0.00%
Legal notices - Budget	350	350	350		350	-	0.00%
Bids @ \$35	250	250	250		250	-	0.00%
Annexations	200	200	200		200	-	0.00%
Public Hearings @ \$25	100	100	100		100	-	0.00%
Job or Position Openings	2,000	2,000	2,000		2,000	-	0.00%
Total Newspaper Advertising	5,000	4,000	4,000		4,000	-	0.00%
6490.1 Outside Duplication & Printing							
Business Cards & Stationery	350	600	600		600	-	0.00%
Forms & Reports	750	750	750		750	-	0.00%
Finance	650	400	400		400	-	0.00%
Total Outside Dupl & Printing	1,750	1,750	1,750		1,750	-	0.00%
6500.1 Insurance							
Umbrella Policy	145,000	145,000	145,000		145,000	-	0.00%
Total Insurance	145,000	145,000	145,000		145,000	-	0.00%
6510.1 Electric (station 61 admin)	4,800	-	-		-	-	-
Administrative building PV	5,000	-	-		-	-	-
6512.1 Sanitation	1,000	-	-		-	-	-
6520.1 Natural Gas	2,000	-	-		-	-	-
6540.1 Water/Sewer	2,000	-	-		-	-	-
6580.1 Repairs & Maintenance - Equipment							
Typewriter & Fax	100	100	100		100	-	0.00%

Central Arizona Fire and Medical
Final Budget FY 2020 -21
General Fund
Administration

	CAFMA Budget FY 18	CAFMA Budget FY 19	CAFMA Budget FY 20	Actual -	CAFMA Budget FY 21	Budget Variance \$\$	Budget Variance %
Routine	150	400	400		400	-	0.00%
<i>Total Repair & Maintenance - Equipment</i>	250	500	500	-	500	-	0.00%
6590.1 Training & Travel							
Fire Chief Classes/Conferences	1,000	1,000	1,000		1,000	-	0.00%
Administrative Chief Classes/Conferences	1,000	1,000	1,000		1,000	-	0.00%
Support Services Chief Classes/Conferences	1,000	1,000	1,000		1,000	-	0.00%
AFCA / AFDA Conferences	4,000	4,000	4,000		4,000	-	0.00%
Finance - GFOA Classes (2 Attendees)	500	500	500		500	-	0.00%
CYMA Conference (4 Attendees)	1,000	3,000	3,000		6,000	3,000	100.00%
National Fire Academy (3)	1,000	1,000	1,000		1,000	-	0.00%
SHRM/HR Conferences (2 attendees)	800	1,800	1,800	-	1,800	-	0.00%
Routine (Wildland Billing/Legal Update Classes)	4,000	3,000	3,000		3,000	-	0.00%
<i>Total Training & Travel</i>	14,300	16,300	16,300		19,300	3,000	18.40%
6595.1 Awards	5,000	5,000	6,200		6,200	-	0.00%
6600.1 Dues							
AFDA-CYFD	2,000	2,000	2,000		2,000	-	0.00%
Arizona Fire Chief Assn	1,200	1,200	1,200		1,200	-	0.00%
Yavapai County Chiefs Association			150		150	-	0.00%
CV Chamber of Commerce	100	100	100		100	-	0.00%
PV Chamber of Commerce	300	300	300		300	-	0.00%
IAFC ()	800	800	800		800	-	0.00%
IPMA-HR (1)	200	200	200		200	-	0.00%
ICC	150	150	150		150	-	0.00%
CLIA	150	-	-		-	-	-
Rotary Club CV	1,050	-	-		-	-	-
Chase VISA	195	195	195		195	-	0.00%
Society for Human Resource (2) (SHRM)	360	360	500		500	-	0.00%
PV Econ. Dev. Foundation	1,000	1,000	1,000		1,000	-	0.00%
GFOA (2)	840	840	840		840	-	0.00%
Prsct Area Human Resource Assoc. (2)	200	200	200		200	-	0.00%
Prescott Newspapers	160	-	-		-	-	-
<i>Total Dues</i>	8,705	7,345	7,635		7,635	-	0.00%
6610.1 Miscellaneous	2,000	2,000	2,000		2,000	-	0.00%
Total Services & Charges	403,430	302,445	330,085		405,085	75,000	22.72%
Capital Outlay							
7720.1 Capital Outlay - Building							
Admin building	550,000	-	-		-	-	-
7730.3 Capital Outlay - Vehicles							
Fire Chief car		35,000				-	-
Finance Chief car		35,000				-	-
Administrative car			40,000		-	(40,000)	-100.00%
Total Capital Outlay	550,000	70,000	40,000	-	-	(40,000)	-100.00%
Total Administration Budget	2,402,532	1,874,119	1,938,339	-	2,154,586	216,247	11.16%
Contingency	92,627	91,301	98,298		107,729		
Total Budget with Contingency	2,495,159	1,965,420	2,036,637		2,262,315		

Central Arizona Fire and Medical
Final Budget FY 2020 -21
General Fund
Fire Prevention

Personnel Services

	CAFMA Budget FY 18	CAFMA Budget FY 19	CAFMA Budget FY 20	Actual -	CAFMA Budget FY 21	Budget Variance \$\$	Budget Variance %
6100.2 Salaries							
<i>Total Salaries</i>	300,185	296,727	377,317		352,795	(24,522)	-6.50%
6103.2 Special Detail							
.400 8 Fire Pals (\$25 / hour - 6 hrs./day)	12,600	12,600	12,600		12,600	-	0.00%
.402 Babysitter Program (1 4-hr lecture @ \$25/ hr)	250	250	250		250	-	0.00%
.403 <i>Special Events Assignment Pay (special duty)</i>	6,500	6,500	6,500		4,500	(2,000)	-30.77%
.404 Fire Investigator Trainees	1,000	-	-		-	-	-
<i>Total Special Detail</i>	20,350	19,350	19,350	-	17,350	(2,000)	-10.34%
6104.2 Supervisory Assignment (20 Days & \$25)	500	500	500		500	-	0.00%
6110.2 Overtime Salaries	15,000	15,000	15,000		15,000	-	0.00%
6129.2 ASRS Retirement	21,922	16,816	18,185		30,888	12,703	69.85%
6130.2 PSPRS Retirement	49,527	60,582	59,709		100	(59,609)	-99.83%
6132.2 401A (Employees participating in DROP) Tier 1	-	-	-		12,388	12,388	-
6150.2 Workers Compensation Insurance						-	
<i>Fire Marshal & Inspectors</i>	16,432	15,766	18,104		22,923	4,819	26.62%
<i>Total State Compensation Insurance</i>	16,432	15,766	18,104		22,923	4,819	26.62%
6170.2 Unemployment Insurance	300	1,070	856		1,284	428	50.00%
6180.2 401A-ASRS	11,199	10,838	13,841		14,193	352	2.54%
6181.2 Medicare Tax	4,873	4,808	5,521		5,592	71	1.29%
6190.2 Health Insurance	39,480	38,580	40,500		48,312	7,812	19.29%
Total Personnel Services	479,768	480,037	568,883	-	521,325	(47,558)	-8.36%

Supplies

6205.2 In-House Duplication & Printing							
Monthly copy charges (Lease, Maint, Supplies)	2,300	-	-		-	-	-
<i>Total In-house Duplication & Printing</i>	2,300	-	-		-	-	-
6230.2 Uniforms	1,800	1,800	1,800		2,750	950	52.78%
6242.2 Supplies - Prevention							
Investigations	1,350	1,350	1,350		1,350	-	0.00%
Code Enforcement	300	300	1,300		1,300	-	0.00%
Routine Supplies	190	190	190		190	-	0.00%
<i>Total Risk Management Supplies</i>	1,840	1,840	2,840		2,840	-	0.00%
6243.2 Library Reference Materials							
NFPA Subscription	1,350	1,350	1,350		1,350	-	0.00%
Reference Books	1,500	1,500	1,500		1,500	-	0.00%
Routine Reference Materials	110	110	110		110	-	0.00%
<i>Total Library Supplies</i>	2,960	2,960	2,960		2,960	-	0.00%
6245.2 Public Ed / School Ed							
Carseat program	500	500	1,000		1,000	-	0.00%
Urban Survival - Handouts	8,500	8,500	8,500		8,500	-	0.00%
Urban Survival - Props	500	500	500		500	-	0.00%
Senior Program & Neighbor to Neighbor	200	200	200		200	-	0.00%
Printed Materials (Brochures)	315	315	315		315	-	0.00%
Smoke Detectors	350	350	350		350	-	0.00%
Public Education	1,650	1,650	1,150		1,150	-	0.00%
<i>Total Public Ed / School Ed</i>	12,015	12,015	12,015		12,015	-	0.00%
6249.2 Urban Interface / Brush Removal							
.010 PAWUIC Defensible Space Grant Grant	30,000	10,000	24,000		24,000	-	0.00%
<i>Total Urban Interface / Brush Removal</i>	30,000	10,000	24,000		24,000	-	0.00%
Total Supplies	50,915	28,615	43,615	-	44,565	950	2.18%

Central Arizona Fire and Medical
Final Budget FY 2020 -21
General Fund
Fire Prevention

Services and Charges

	CAFMA Budget FY 18	CAFMA Budget FY 19	CAFMA Budget FY 20	Actual -	CAFMA Budget FY 21	Budget Variance \$\$	Budget Variance %
6490.2 Outside Duplication & Printing							
Print Media	300	300	300		300	-	0.00%
Risk Management Forms	850	850	850		850	-	0.00%
Business Cards	300	300	300		300	-	0.00%
Routine Forms	250	250	250		250	-	0.00%
<i>Total Outside Duplication & Printing</i>	1,400	1,400	1,400		1,400	-	0.00%
6580.2 Prevention Equipment							
Routine Maintenance	200	200	200		200	-	0.00%
Repairs	300	300	300		300	-	0.00%
<i>Total Risk Management Equipment</i>	500	500	500		500	-	0.00%
6590.2 Training & Travel							
AFDA (1)	200	200	200		200	-	0.00%
National Fire Academy (2)	400	400	400		400	-	0.00%
Fire Investigator	3,800	3,800	3,800		3,800	-	0.00%
Routine	3,000	3,000	3,000		3,000	-	0.00%
Fire Marshal Education	1,000	1,000	1,000		1,000	-	0.00%
Fire Code Board of Appeals	200	200	200		200	-	0.00%
Fire ops	-	-	-		-	-	-
State Fire School	1,000	1,000	1,000		1,000	-	0.00%
<i>Total Training & Travel</i>	9,600	9,600	9,600		9,600	-	0.00%
6600.2 Dues							
PV EDF	72	72	72		72	-	0.00%
Natl Fire Prot Assoc - Fire Marshall	175	175	175		175	-	0.00%
National Fire Sprinkler Assn	-	-	-		-	-	-
AZ State Fire Marshall	30	30	30		30	-	0.00%
International Code Council - Fire Marshall	135	135	135		135	-	0.00%
Intl Assoc of Arson Investigators	810	675	675		675	-	0.00%
Intl Assoc of Fire Chiefs /WFOA - Fire Marshall	300	300	300		300	-	0.00%
Az Fire & Burn Educators	105	105	105		105	-	0.00%
<i>Total Dues</i>	1,627	1,492	1,492		1,492	-	0.00%
6610.2 Miscellaneous							
Host Meetings (AFBEA)	-	-	-		-	-	-
PV Chamber Quarterly Meetings	180	180	180		180	-	0.00%
Chamber Mixer	400	400	400		400	-	0.00%
Citizen Serve	1,800	1,800	1,800		1,800	-	0.00%
Routine	205	205	500		500	-	0.00%
<i>Total Miscellaneous</i>	2,585	2,585	2,880		2,880	-	0.00%
Total Services and Charges	15,712	15,577	15,872	-	15,872	-	0.00%
7740.2 Capital Outlay - Equipment							
<i>New Prevention</i>	-	-	-		41,600	41,600	-
<i>Total Capital Outlay - Equipment</i>	-	-	-	-	41,600	41,600	-
Total Fire Prevention	546,395	524,229	628,370	-	623,362	(5,008)	-0.80%
Contingency	27,320	26,211	29,846		29,088		
Total Budget with Contingency	573,715	550,440	658,216		652,450		

Central Arizona Fire and Medical
Final Budget FY 2020 -21
General Fund
Operations

		CAFMA Budget FY 18	CAFMA Budget FY 19	CAFMA Budget FY20	Actual -	CAFMA Budget FY21	Budget Variance \$\$	Budget Variance %
Personnel Services								
	<i>Total Salaries</i>	7,073,751	7,243,221	7,909,811		8,105,476	195,665	2.47%
6110.3	Recall Overtime (calls, mtgs, EOP testing, mandatory physicals)	45,000	45,000	45,000		45,000	-	0.00%
.250	Recall OT SWAT Response	9,000	9,000	9,000		9,000	-	0.00%
6111.3	FLSA pay (range 30, 35 & 40)	526,468	538,594	592,364		602,259	9,895	1.67%
6112.3	Shift Overtime							
.200	Routine shift coverage (ad, sick leave, fmla)	371,000	385,000	385,000		385,000	-	0.00%
	<i>Total Shift Overtime</i>	371,000	385,000	385,000	-	385,000	-	0.00%
6114.31	Off-District Wildland Fires (shift cover & wildland pay - FT & Reserve)	20,000	20,000	20,000	-	20,000	-	0.00%
6115.35	Training Captain Overtime							
.300	Training Captains	29,200	29,200	29,200		29,200	-	0.00%
.304	Special Duty Pay	4,950	4,950	4,950		4,950	-	0.00%
.307	EVOC Driver Training Instructor Pay	2,500	2,500	2,500		2,500	-	0.00%
.380	Swift Water Training Officers	2,500	2,500	2,500		2,500	-	0.00%
	<i>Total Training Captain Overtime</i>	39,150	39,150	39,150	-	39,150	-	0.00%
6118.35	Training Coverage Overtime							
.326	Engine Company Training Coverage (8 hrs*2.5 Days*6 Shifts)	12,600	12,600	12,600		12,600	-	0.00%
.330	Training Coverage	26,500	26,500	26,500		26,500	-	0.00%
.336	Coverage - Special Operations Training	3,000	3,000	3,000		3,000	-	0.00%
.337	Coverage - Paramedic Upgrade Training (3 Attending)	10,000	10,000	10,000		10,000	-	0.00%
.338	Coverage - TRT / Hazmat	12,000	12,000	12,000		12,000	-	0.00%
	<i>Total Training Coverage Overtime</i>	64,100	64,100	64,100	-	64,100	-	0.00%
6103.3	Special Detail Programs							
.425	CPR Program Internal/External (200 Hours)	5,000	5,000	5,000		5,000	-	0.00%
.426	Telestaff Maintenance (80)	2,000	2,000	2,000		2,000	-	0.00%
.431	Employee Health/Immunization Program Mgr (20 Hours)	1,400	1,400	1,400		1,400	-	0.00%
.435	CISD Program Shift Peers (30 Hours)	500	500	500		500	-	0.00%
.439	Communications / Tower Work	6,500	6,500	6,500		6,500	-	0.00%
.440	Haz Mat Program (25 Hours)	625	625	625		625	-	0.00%
.441	Hose Program (40 Hours) Merrill	500	500	500		500	-	0.00%
.442	SCBA Program <i>Scaife (5000 moved from fleet)</i>	6,500	6,500	6,500		6,500	-	0.00%
.447	Recruit Acad. & Spec. Proj. (Asst Instructors/Helpers)	8,700	8,700	8,700		8,700	-	0.00%
.449	Promotional Testing (Evaluators & Helpers)	8,250	8,250	8,250		8,250	-	0.00%
.452	Misc.	8,000	8,000	8,000		8,000	-	0.00%
	<i>Total Special Detail Programs</i>	47,975	47,975	47,975		47,975	-	0.00%
6103.35	Special Detail / Training Instructors							
.476	Special Ops Annual Eng Co. Training Instructor	2,600	2,600	2,600		2,600	-	0.00%
.479	CARTA Class Instructors	5,000	5,000	5,000		5,000	-	0.00%
.482	In-house EMS Training (Niemynski)	30,400	30,400	25,000		25,000	-	0.00%
.483	Tower Resue / Instructor	1,000	1,000	1,000		1,000	-	0.00%
	<i>Total Special Detail / Training Instructors</i>	39,000	39,000	33,600	-	33,600	-	0.00%
6104.3	Supervisor Assignment Pay							
	<i>Total Suprv Assignment Pay</i>	26,000	26,000	41,610		52,560	10,950	26.32%
6105.3	Vacation/Sick Leave Buy-Back	300,000	300,000	300,000		300,000	-	0.00%
6130.3	PSPRS Retirement	3,085,038	3,687,742	3,859,809		3,596,298	(263,511)	-6.83%
	Tier 3 PSPRS Retirement		12,862	33,988		96,287	62,299	183.30%
	PSPRS additional to meet minimum					380,000	380,000	-
	PSPRS 250K escalating fund					-	-	-
6132.3	401A (Employees participating in DROP) Old Tier 1	47,349	-	-		-	-	-
	401A (Employees participating in DROP) Tier 1	63,158	50,914	61,203		113,657	52,454	85.70%
	401A Tier 2 - 4%	55,480	49,355	65,560		50,189	(15,371)	-23.45%
	401A Tier 2 and Tier 3 - 3%		8,252	16,456		43,768	27,312	165.97%
	PSPRS Legacy costs	-	46,734	117,966		334,195	216,229	183.30%
6140.32	Reserve Pension	500	-	-		-	-	-
6150.3	Workers Compensation Insurance	404,425	401,895	436,871		561,584	124,713	28.55%
6150.32	Workers Compensation Insurance / Reserves	245	-	-		-	-	-
6170.3	Unemployment Insurance	6,246	22,262	23,333		25,901	2,568	11.01%
6170.32	Unemployment Insurance/Reserves	-	-	-		-	-	-
6181.3	Medicare Tax	124,344	126,977	137,570		141,345	3,775	2.74%
6185.3	Post Employment Health Plan (1%)	92,672	95,428	105,217		108,068	2,851	2.71%
6190.3	Health Insurance	821,184	802,464	947,700		1,071,648	123,948	13.08%
6191.3	Health Insurance Assistance	117,821	117,821	376,000		416,000	40,000	10.64%
Total Personnel Services		13,384,906	14,184,746	15,669,283	-	16,643,060	973,777	6.21%

Central Arizona Fire and Medical
Final Budget FY 2020 -21
General Fund
Operations

Supplies

		CAFMA Budget FY 18	CAFMA Budget FY 19	CAFMA Budget FY20	Actual -	CAFMA Budget FY21	Budget Variance \$\$	Budget Variance %
6212.3	Employee Health & Wellness Supplies							
	ECG Stickers, Alcohol Preps, Electrode Gel	157	157	157		157	-	0.00%
	<i>Total Employee Health & Wellness Supplies</i>	157	157	157		157	-	0.00%
6215.3	Medical Supplies - Disposable (tape, 4x4's, ekg electrodes, monitor paper, gloves, etc.)	77,000	84,700	84,700		94,700	10,000	11.81%
	Pandemic supplies (replacement)					35,000	35,000	-
	YRMC Drug Box Charges	7,500	7,500	7,500		7,500	-	0.00%
	<i>Total Medical Supplies</i>	84,500	92,200	92,200		137,200	45,000	48.81%
6216.3	CPR Supplies & Books							
	CPR Supplies	5,000	6,900	6,900		6,900	-	0.00%
	New Instructor Supplies (2)	600	600	600		600	-	0.00%
	First Aid Supplies	2,500	2,500	2,500		2,500	-	0.00%
	<i>Total CPR Supplies & Books</i>	8,100	10,000	10,000		10,000	-	0.00%
6217.3	Medical Equipment Replacement (Niemynski)							
	Routine	11,000	11,000	21,000		21,000	-	0.00%
	<i>Total Medical Equipment Replacement</i>	11,000	11,000	21,000		21,000	-	0.00%
6230.3	Uniforms							
	Full-time Employees (122 * 500)	46,800	46,800	51,750		61,000	9,250	17.87%
	Promotion/New Hire Costs	9,000	9,000	9,000		9,000	-	0.00%
	Dress Uniforms	5,000	5,000	5,000		5,000	-	0.00%
	BC's Uniforms (6)	2,700	2,700	2,700		2,700	-	0.00%
	Assistant Chief Uniforms	450	450	450		450	-	0.00%
	Replacement / Retirement Costs	1,000	1,000	1,000		1,000	-	0.00%
	Boot Oil Supplies	200	200	200		200	-	0.00%
	Repair/Damaged Uniforms	500	500	500		500	-	0.00%
.540	Honor Guard / Pipes & Drums Uniforms	4,000	4,000	4,000		4,000	-	0.00%
	<i>Total Uniforms</i>	69,650	69,650	74,600		83,850	9,250	12.40%
6231.3	Protective Clothing (122 full-time)							
	Turnouts (10 year rotation)	72,600	82,600	93,000		93,000	-	0.00%
	Helmets (10 year rotation)	5,700	5,700	5,700		6,100	400	7.02%
	Turnout boots (10 year rotation)	4,560	4,560	4,560		4,880	320	7.02%
.100	Station boots (4 year rotation)	14,250	14,250	14,250		18,300	4,050	28.42%
	Other (Gloves, wildland, helmet name shields...)	10,000	10,000	10,000		10,000	-	0.00%
	Safety Glasses	630	630	630		630	-	0.00%
	PPE Washing Supplies/Service	600	600	600		600	-	0.00%
	Repairs	7,500	7,500	7,500		7,500	-	0.00%
	<i>Total Protective Clothing</i>	115,840	125,840	136,240		141,010	4,770	3.50%
6240.3	Operations Supplies / Routine							
	Accreditation Supplies (Accreditation Manager)	500	500	500		500	-	0.00%
	Routine Supplies	1,200	1,200	1,200		1,200	-	0.00%
	Honor Guard Equipment	1,350	1,350	3,850		3,850	-	0.00%
	<i>Total Operations Supplies/Routine</i>	3,050	3,050	5,550		5,550	-	0.00%
6245.3	Public Education / EMS (Niemynski)	2,500	2,500	2,500		2,500	-	0.00%
6289.3	Firefighting Equipment (Polacek)							
	Routine replacement (salvage covers, etc.)	6,600	6,600	6,600		6,600	-	0.00%
	Foam (Class A) Polacek	15,500	19,250	19,250		25,000	5,750	29.87%
	Foam (Class B) Polacek	1,650	1,650	1,650		1,650	-	0.00%
	Nozzle Replacement	1,800	1,800	1,800		1,800	-	0.00%
	Ladders (Domenic)	2,500	2,500	2,500		2,500	-	0.00%
	Routine Hose Replacement	9,500	9,500	9,500		9,500	-	0.00%
	<i>Total Firefighting Equipment</i>	37,550	41,300	41,300		47,050	5,750	13.92%
6290.3	Firefighting Equipment New Purchases	15,000	15,000	15,000		20,000	5,000	33.33%
	Utility 61 in service					10,000	10,000	-
6291.3	Haz-Mat Equipment Polacek	7,500	9,000	9,000		9,000	-	0.00%
	<i>Total Haz-Mat Equipment</i>	7,500	9,000	9,000		9,000	-	0.00%
6293.3	Technical Rescue Equipment							
	Drake - Equip/Tools	3,000	3,000	3,000		3,000	-	0.00%
	Technical Rescue new equipment	7,000	7,000	7,000		7,000	-	0.00%
	Technical Rescue routine replacement	4,000	4,000	4,000		4,000	-	0.00%
	<i>Total Technical Rescue Equipment</i>	14,000	14,000	14,000		14,000	-	0.00%

Central Arizona Fire and Medical
Final Budget FY 2020 -21
General Fund
Operations

	CAFMA Budget FY 18	CAFMA Budget FY 19	CAFMA Budget FY20	Actual -	CAFMA Budget FY21	Budget Variance \$\$	Budget Variance %
???? Drone Program (New Drone + Ongoing)					5,300	5,300	-
6295.3 Wildland Equipment (Reyes, Abel)							
Misc. Wildland Equip., tools, fittings	5,000	5,000	5,000	-	5,000	-	0.00%
Total Wildland Equipment	5,000	5,000	5,000		5,000	-	0.00%
6297.3 Exercise Equipment - Ops							
Weight Equipment	6,500	10,000	10,000		10,000	-	0.00%
Total Exercise Equipment - Ops	6,500	10,000	10,000		10,000	-	0.00%
Total Supplies	380,347	408,697	436,547		521,617	85,070	19.49%
Services and Charges							
6405.3 Other Professional Services							
Accreditation Annual Fee + other costs			-		10,000	10,000	-
Backboard Retrieval Service (Niemynski)	2,200	2,200	2,200		2,200	-	0.00%
Oxygen Refilling Svcs./hydrotesting (Niemynski)	3,000	3,000	3,000		3,000	-	0.00%
Accreditation Peer Review Site Visit	-	-	-		-	-	-
Fingerprint fees \$24 each	240	240	240		240	-	0.00%
TIP	28,711	28,711	28,711		28,711	-	0.00%
Opticom Repairs	3,000	3,000	3,000		3,000	-	0.00%
Alarm Monitoring	800	800	800		800	-	0.00%
Total Other Professional Services	37,951	37,951	37,951		47,951	10,000	26.35%
6415.3 Employee Health							
Routine Physical Exam (90 Personnel * \$160)	14,400	14,400	14,400		14,400	-	0.00%
Pulmonary Function Test (90* \$32)	2,880	2,880	2,880		2,880	-	0.00%
Audiogram (90@ \$34)	3,060	3,060	3,060		3,060	-	0.00%
Lab Work	-	-	-		-	-	-
CBC (118*8)	944	944	944		944	-	0.00%
CMP (118*13)	1,534	1,534	1,534		1,534	-	0.00%
Lipid Profile (118*16)	1,888	1,888	1,888		1,888	-	0.00%
Urinalysis (118*3)	354	354	354		354	-	0.00%
LDH Direct (118*12)	1,416	1,416	1,416		1,416	-	0.00%
HS - CRP Lab (66 x \$16)	1,056	1,056	1,056		1,056	-	0.00%
CEA (66*23)	1,518	1,518	1,518		1,518	-	0.00%
LDH Enzyme (66*7)	462	462	462		462	-	0.00%
PSA Lab (64* \$23)	1,472	1,472	1,472		1,472	-	0.00%
Occult Blood Testing (64* \$16)	1,024	1,024	1,024		1,024	-	0.00%
Heavy Metals Screening (35 * \$23)	805	805	805		805	-	0.00%
12 Lead EKG (29 x \$16)	464	464	464		464	-	0.00%
Stress Tests (43 * \$246)	10,578	10,578	10,578		10,578	-	0.00%
DRE (53*18)	954	954	954		954	-	0.00%
Physical Exams Tier 4 Employees (4 * \$600)	2,400	2,400	2,400		2,400	-	0.00%
4 ft entry-level physicals @ \$725 + \$325 for psych	4,200	4,200	4,200		4,200	-	0.00%
HazMat Tech Exposures (4*\$725)	2,900	2,900	2,900		2,900	-	0.00%
Max HR Testing for Tier 4 (8*\$200)	1,600	1,600	1,600		1,600	-	0.00%
Hep. B Vaccine/Boosters/Titers (5 x \$360)	1,800	1,800	1,800		1,800	-	0.00%
HIV/Hep-B/TB Post Exposure Lab Work	500	500	500		500	-	0.00%
TB Skin Tests (16@\$60)	960	960	960		960	-	0.00%
Supplies for TB/Flu Shots	75	75	75		75	-	0.00%
Health & OSHA Questionnaire Physician Review (130*10)	600	600	600		600	-	0.00%
Random drug test			5,000		5,000	-	0.00%
Other Employee Health Issues	-	-	-		-	-	-
Total Employee Health	59,844	59,844	64,844		64,844	-	0.00%
6425.3 Dispatch Services							
Routine	459,034	489,000	600,208		648,895	48,687	8.11%
Total Dispatch Services	459,034	489,000	600,208		648,895	48,687	8.11%
6442.31 Wildland Expenses	20,000	20,000	20,000		20,000	-	0.00%
6490.3 Outside Duplication & Printing							
Business Cards	350	350	350		350	-	0.00%
Suppression Forms	400	400	400		400	-	0.00%
Survey Cards (+EMS Survey)	750	750	750		750	-	0.00%
Shift Calendars	750	750	750		750	-	0.00%
Routine Forms	300	300	300		300	-	0.00%
Total Outside Duplication & Printing	2,550	2,550	2,550		2,550	-	0.00%
6508.3 Cable TV	1,575	-	-		-	-	-
6510.3 Electric	96,673	-	-		-	-	-
Total Electric	96,673	-	-		-	-	-
6512.3 Sanitation	5,760	-	-		-	-	-
Health/Medical Waste Services	1,000	1,000	1,000		1,000	-	0.00%
Total Sanitation Charges	6,760	1,000	1,000	-	1,000	-	0.00%
6520.3 Natural Gas	16,900	-	-		-	-	-
Total Natural Gas	16,900	-	-		-	-	-

Central Arizona Fire and Medical
Final Budget FY 2020 -21
General Fund
Operations

		CAFMA Budget FY 18	CAFMA Budget FY 19	CAFMA Budget FY20	Actual -	CAFMA Budget FY21	Budget Variance \$\$	Budget Variance %
6530.3	LPG	10,725	-	-		-	-	-
	<i>Total LPG</i>	10,725	-	-		-	-	-
6540.3	Water/Sewer	10,690	-	-		-	-	-
	<i>Total Water</i>	10,690	-	-	#REF!	-	-	-
6551.3	Hydrants							
	Hydrant Maintenance	3,000	3,000	3,000		3,000	-	0.00%
6580.3	Outside Repair & Maintenance - Equipment							
	EMS Equip Repair-Medtronic Contract (Bushman)	19,105	19,105	19,105		19,105	-	0.00%
	Other EMS Equip Repair	1,000	1,000	1,000		1,000	-	0.00%
	<i>Total Outside Repair & Maintenance - Equipment</i>	20,105	20,105	20,105		20,105	-	0.00%
6590.3	Training & Travel / Conferences							
	Assistant Chief Classes/Conferences (Polacek)	1,000	1,000	1,000		1,000	-	0.00%
	Accreditation Training	4,350	4,350	4,350		4,350	-	0.00%
	NIMS ICS 300/400	3,640	3,640	3,640		3,640	-	0.00%
	BC Training & Travel (\$1000/BC*6)	6,000	6,000	6,000		6,000	-	0.00%
	EMS Captain Training & Travel	1,430	1,430	1,430		1,430	-	0.00%
	National Fire Academy (9 Attendees)	1,755	1,755	1,755		1,755	-	0.00%
	Haz-Mat Technician training (2) (Polacek)	-	-	-		-	-	-
	Peer Fitness Training tuition(2 new)	3,200	3,200	3,200		3,200	-	0.00%
	Paramedic Class Per Diem (Clinicals) 3	4,800	4,800	4,800		4,800	-	0.00%
	Telestaff Training/ Continuing Education	2,500	2,500	2,500		2,500	-	0.00%
	Suppression Training & Travel	11,700	11,700	5,700		5,700	-	0.00%
	CPR (2 new instructors Training & Materials)	600	600	600		600	-	0.00%
	CISM Conference (2)	3,900	3,900	3,900		3,900	-	0.00%
	EMS training instructors	6,230	6,230	6,230		6,230	-	0.00%
.540	Honor Guard	1,500	1,500	1,500		1,500	-	0.00%
.541	Pipes & Drums	-	-	2,500		2,500	-	0.00%
	Drake - Training	1,000	1,000	1,000		1,000	-	0.00%
	<i>Total Training & Travel / Conferences</i>	53,605	53,605	50,105		50,105	-	0.00%
6595.3	Awards							
	Employee Plaques	400	400	400		400	-	0.00%
	Longevity Pins (+ certificates)	700	700	700		700	-	0.00%
	Employee Award	4,700	4,700	4,700		4,700	-	0.00%
	Civilian Plaques	75	75	75		75	-	0.00%
	Safety Awards	500	500	500		500	-	0.00%
	<i>Total Awards</i>	6,375	6,375	6,375		6,375	-	0.00%
6600.3	Dues							
	Assistant Chief Polacek	300	300	300		300	-	0.00%
	NAEMS	50	50	50		50	-	0.00%
	AFCA - Mid-sized Department	1,000	1,000	1,000		1,000	-	0.00%
	AzAA - Arizona Ambulance Assn	200	200	200		200	-	0.00%
	IAFC - EMS	120	120	120		120	-	0.00%
	IAFC (8)	2,200	2,200	2,200		2,200	-	0.00%
	CISM	100	100	100		100	-	0.00%
	Safety Officer Certification	380	380	380		380	-	0.00%
	PV Chamber	50	50	50		50	-	0.00%
	<i>Total Dues</i>	4,400	4,400	4,400		4,400	-	0.00%
6610.3	Miscellaneous							
.490	Routine + fire ops 101	2,250	2,250	2,250		2,250	-	0.00%
.491	Fire Rehab	2,250	2,250	2,250		2,250	-	0.00%
.492	Taxi Service	550	550	550		550	-	0.00%
.494	Promotional Testing	2,000	2,000	2,000		2,000	-	0.00%
.496	Captain Promotional Testing Supplies & Expenses	1,200	1,200	1,200		1,200	-	0.00%
.498	Firefighter Recruitment Supplies	200	200	200		200	-	0.00%
	<i>Total Miscellaneous</i>	8,450	8,450	8,450	-	8,450	-	0.00%
Total Services and Charges		818,637	706,280	818,988		877,675	58,687	7.17%
Capital Outlay								
7730.3	Capital Outlay - Vehicles							
	Type 1 Engine	-	596,488			-	-	-
	Type 1 Engine	579,114	596,488			1,450,000	1,450,000	-
	TRT vehicle/trailer	100,000	100,000	200,000		200,000	-	0.00%
	Utility for B-6	300,000	-	-		-	-	-
	OPS UTV	25,000	-	-		-	-	-
	Training Captain Truck			50,000		-	(50,000)	-100.00%
	Wildland Truck			55,000		-	(55,000)	-100.00%
	Battalion Chief Truck			65,000		-	(65,000)	-100.00%
	Water Tender			350,000		-	(350,000)	-100.00%
	Patrol			137,918		-	(137,918)	-100.00%
Bond	Equipment for new engines		15,000	-		-	-	-
	<i>Total Cap Outlay - Vehicles</i>	1,004,114	1,307,976	857,918	-	1,650,000	792,082	92.33%

Central Arizona Fire and Medical
Final Budget FY 2020 -21
General Fund
Operations

	CAFMA Budget FY 18	CAFMA Budget FY 19	CAFMA Budget FY20	Actual -	CAFMA Budget FY21	Budget Variance \$\$	Budget Variance %
.100 Capital Outlay - Equipment New Type 1 (2), (comm, hose, etc...)	30,000	-	15,000		-	(15,000)	-100.00%
7740.3 Capital Outlay - Equipment and Facilities							
Blue Hills property development	10,000	250,000				-	-
Possible PPE grant		24,000	24,000		-	(24,000)	-100.00%
Heart Monitor - Capital Repl. Schedule	39,253	40,430	61,144		42,893	(18,251)	-29.85%
TNT Vehicle Extrication Tool Set	-	25,628	65,000	-	27,188	(37,812)	-58.17%
SCBA		1,200,000				-	-
TIC	30,000	15,000	20,000	-	20,000	-	0.00%
Total Capital Outlay - Equipment and Facilities	79,253	1,555,058	170,144		90,081	(80,063)	-47.06%
Total Operations Budget	15,697,257	18,162,757	17,967,880	-	19,782,433	1,814,553	10.10%
Contingency	729,895	764,986	846,241		902,118		
Total Budget with Contingency	16,427,152	18,927,743	18,814,121		20,684,551		

Central Arizona Fire and Medical
Final Budget FY 2020 -21
General Fund
Training Center

Personnel Services

	CAFMA Budget FY 18	CAFMA Budget FY 19	CAFMA Budget FY 20	Actual -	CAFMA Budget FY 21	Budget Variance \$\$	Budget Variance %
6100.35 Salaries							
<i>Total Salaries</i>	192,422	199,511	222,320		221,424	(896)	-0.40%
6110.35 Overtime (100 hours)	2,828	2,828	2,828		2,828	-	0.00%
6129.35 ASRS Retirement	3,739	3,791	3,814		3,903	89	2.33%
6130.35 PSPRS Retirement	66,159	83,088	86,488		84,219	(2,269)	-2.62%
6132.35 401A (Employees participating in DROP)	-	-	-		-	-	-
6150.35 Workers Compensation Insurance	9,548	9,621	10,706		13,330	2,624	24.51%
6170.35 Unemployment Insurance	180	642	642		642	-	0.00%
6180.35 401A-ASRS (previously FICA)	2,191	2,167	2,179		2,226	47	2.16%
6181.35 Medicare Tax	2,831	2,934	3,265		3,252	(13)	-0.40%
6190.35 Health Insurance	23,688	23,148	32,400		35,136	2,736	8.44%
Total Personnel Services	303,586	327,730	364,642	-	366,960	2,318	0.64%

Supplies

6201.35 Computer Supplies & Software							
Computer Lab Supplies	1,500	1,500	1,500	-	1,500	-	0.00%
TargetSafety Software	15,700	15,700	15,700		15,700	-	0.00%
<i>Total Computer Supplies & Software</i>	17,200	17,200	17,200	-	17,200	-	0.00%
6230.35 Uniforms	1,500	1,500	1,500	-	1,500	-	0.00%
Training Officers (10)	600	600	600	-	600	-	0.00%
<i>Total Uniforms</i>	2,100	2,100	2,100		2,100	-	0.00%
6240.35 Library Reference							
Routine	2,750	2,750	2,750		2,750	-	0.00%
NFPA Standards	1,200	1,200	1,200		1,200	-	0.00%
Probationary Packet Materials	2,500	2,500	2,500		2,500	-	0.00%
<i>Total Library Reference</i>	6,450	6,450	6,450		6,450	-	0.00%
6296.35 Training Center Equipment & Prop Supplies							
Routine Training Supplies	32,000	32,000	32,000		32,000	-	0.00%
<i>Total Training Center Equipment / Supplies</i>	32,000	32,000	32,000		32,000	-	0.00%
Total Supplies	57,750	57,750	57,750		57,750	-	0.00%

Services and Charges

6510.35 Electric	20,000	-	-		-	-	-
6512.35 Sanitation	1,500	-	-		-	-	-
6530.35 LPG							
Training Center 1	4,500	-	-		-	-	-
Training Center 2	2,500	-	-		-	-	-
<i>Total LPG</i>	7,000	-	-		-	-	-
6540.35 Water/Sewer							
Water / Training Usage	3,500	-	-		-	-	-
Water	2,750	-	-		-	-	-
<i>Total Water</i>	6,250	-	-		-	-	-
6580.35 Outside Repair CARTA	2,000	2,000	2,000		2,000	-	0.00%
6587.35 EMS Training							
Monthly Run Review (12) Supplies	480	480	480		480	-	0.00%
Routine Supplies	1,750	1,750	1,750	-	1,750	-	0.00%
Training Texts at Stations & CYRTA (ACLS, PALS, PH)	880	880	880		880	-	0.00%
<i>Total EMS Training</i>	3,110	3,110	3,110		3,110	-	0.00%
6588.35 CARTA Classes							
Leadership Training w/Outside Instructors	4,000	4,000	4,000		4,000	-	0.00%
Certification Fees for State Cert's	1,200	1,200	2,200		2,200	-	0.00%
Supplies	-	-	4,000		4,000	-	0.00%
Safety Officer Training	-	-	-		-	-	-
Fire Simulator Train the Trainer	1,500	1,500	1,500		1,500	-	0.00%
Ladder Class	-	-	-		-	-	-
Advanced Extrication Classes (Regional Class)	-	-	3,000		3,000	-	0.00%
Drivers Trng EVOC Course	1,000	1,000	1,000		1,000	-	0.00%
<i>Total CARTA Classes</i>	7,700	7,700	15,700		15,700	-	0.00%
6590.35 Training & Travel							
CARTA personnel Classes & Conferences	5,000	5,000	3,000		3,000	-	0.00%
State Fire School (3 Attendees)	3,000	3,000	3,000		3,000	-	0.00%

Central Arizona Fire and Medical
Final Budget FY 2020 -21
General Fund
Training Center

	CAFMA Budget FY 18	CAFMA Budget FY 19	CAFMA Budget FY 20	Actual -	CAFMA Budget FY 21	Budget Variance \$\$	Budget Variance %
Peer Fitness	7,700	7,700	7,700		7,700	-	0.00%
Haz-Mat	2,500	2,500	2,500		2,500	-	0.00%
Wildland	9,000	9,000	9,000		9,000	-	0.00%
Special Operations - Swift Water	3,200	3,200	3,200		3,200	-	0.00%
Special Operations -TRT	3,500	3,500	3,500		3,500	-	0.00%
<i>Total Training & Travel</i>	<u>33,900</u>	<u>33,900</u>	<u>31,900</u>		<u>31,900</u>	<u>-</u>	<u>0.00%</u>
6591.35.035 Books & Subscriptions / Ops							
EVT Subscription	75	75	75		75	-	0.00%
FCC Subscription	300	300	300		300	-	0.00%
ICS 300/400 Class Material	500	500	500		500	-	0.00%
Wildland Firefighter Subscription	30	30	30		30	-	0.00%
Firehouse Subscription	30	30	30		30	-	0.00%
Fire Engineering Subscription	30	30	30		30	-	0.00%
Books & Subscriptions / Training Center							
Fire Engineering	40	40	40		40	-	0.00%
EMS Responder	45	45	45		45	-	0.00%
<i>Total Books & Subscriptions</i>	<u>1,050</u>	<u>1,050</u>	<u>1,050</u>		<u>1,050</u>	<u>-</u>	<u>0.00%</u>
6593.35 ACLS Upgrade (\$7310*3)	21,930	21,930	21,930		21,930	-	0.00%
6595.35 College - Upper & Lower Division	13,500	13,500	13,500		20,000	6,500	48.15%
6596.35 Training & Travel / Ops / Conferences	-	-	-	-	-	-	-
6600.35 Dues							
Dues - AFTA	150	150	150		150	-	0.00%
Dues - IAWF	60	60	60		60	-	0.00%
Dues - FESHE	25	25	25		25	-	0.00%
Dues - ISFSI (10 @\$125)	1,250	1,250	1,250		1,250	-	0.00%
Dues - NFPA	150	150	150		150	-	0.00%
<i>Total Dues</i>	<u>1,635</u>	<u>1,635</u>	<u>1,635</u>		<u>1,635</u>	<u>-</u>	<u>0.00%</u>
Total Services and Charges	119,575	84,825	90,825		97,325	6,500	7.16%
Capital Outlay							
7730.35 Electric Fork Lift	25,000	-	-		-	-	-
John Deere Gator - ATV	-	-	-		26,081	26,081	-
Training Chief	-	-	-		50,000	50,000	-
	-	-	-	-	-	-	-
<i>Total Cap Outlay - Training Center Phase 3</i>	<u>25,000</u>	<u>-</u>	<u>-</u>	<u>-</u>	<u>76,081</u>	<u>76,081</u>	<u>-</u>
Total Capital Outlay	25,000	-	-		76,081	76,081	-
Total Training Center Budget	505,911	470,305	513,217	-	598,116	84,899	16.54%
Contingency	24,340	23,515	25,661		26,102		

Central Arizona Fire and Medical
Final Budget FY 2020 -21
General Fund
Technical Services

Personnel Services

		CAFMA Budget FY 18	CAFMA Budget FY 19	CAFMA Budget FY 20	Actual -	CAFMA Budget FY 21	Budget Variance \$\$	Budget Variance %
6100.41	Salaries							
	<i>Total Salaries</i>	309,216	307,947	400,314		413,282	12,968	3.24%
6110.41	Overtime	20,000	20,000	20,000		25,000	5,000	25.00%
6129.41	ASRS Retirement	37,860	38,698	49,597		51,717	2,120	4.27%
6150.41	State Compensation Insurance	16,099	15,594	19,986		26,051	6,065	30.35%
6170.41	Unemployment Insurance	240	856	856		1,070	214	25.00%
6180.41	401A-ASRS (previously FICA)	20,711	20,633	26,359		27,473	1,114	4.23%
6181.41	Medicare Tax	4,874	4,855	6,195		6,455	260	4.20%
6190.41	Health Insurance	31,584	30,864	40,500		48,312	7,812	19.29%
Total Personnel Services		440,584	439,447	563,807	-	599,360	35,553	6.31%

Supplies

6200.41	Office Supplies	500	500	500		500	-	0.00%
6201.41	Computer Supplies & Software							
	Access Control Lock System (Hardware) -maintenan	5,000	5,000	5,000		5,000	-	0.00%
	Adobe Acrobat License/Upgrades	1,500	1,500	1,500		1,500	-	0.00%
	ADSI Software Maintenance	3,000	1,500	1,500		-	(1,500)	-100.00%
	Allison transmission software					900	900	-
	Alpine Software (RedNMX)		8,000	8,000		3,000	(5,000)	-62.50%
	Antivirus License	250	250	2,500		4,000	1,500	60.00%
	Ruckus (formerly Aruba) Wireless License	3,000	3,000	2,000		2,000	-	0.00%
	ASAP Inventory Software Maintenance	2,400	2,400	2,400		2,400	-	0.00%
	Barracuda SPAM Updates	1,700	1,700	3,000		4,000	1,000	33.33%
	Century Link / Cisco (SmartNet Contract VoIP)	11,000	11,000	-		-	-	-
	3CX Renewal	-	-	3,500		3,500	-	0.00%
	Cisco Routers	1,500	1,500	6,500		8,000	1,500	23.08%
	CradlePoint					2,000	2,000	-
	Cummings Software					1,700	1,700	-
	Replacement Computers, plotter - Routine	18,000	18,000	20,000		18,000	(2,000)	0.00%
	CYMA Payroll Tax Forms	-	-	-		-	-	-
	CYMA software maintenance	3,500	5,500	5,500		6,500	1,000	18.18%
	CYMA support	1,500	3,000	3,000		3,000	-	0.00%
	Document Locator annual service	4,000	4,000	4,000		4,000	-	0.00%
	EMS online learning	-	-	5,000		5,000	-	0.00%
	EPCR - Misc. Hardware Batteries / Chargers	2,500	2,500	2,500		2,500	-	0.00%
	EPCR - Imagetrend CAD integration annual	2,500	1,750	1,750		-	(1,750)	-100.00%
	EPCR - Tablet Replacement and other	12,000	12,000	12,000		12,000	-	0.00%
	Firehouse Maintenance & Upgrades	9,000	9,000	5,500		5,500	-	0.00%
	FireView Annual Software Maintenance	3,500	3,500	-		-	-	-
	FortiGate Firewall (formerly SonicWall Base & Content) Ogde	3,100	3,100	1,400		1,400	-	0.00%
	HandTevy Software (Implementation and Annual)					5,845	5,845	-
	ImageTrend					32,500	32,500	-
	ImageTrend Continuum - New purchase					10,000	10,000	-
	International scan tool software			1,300		1,300	-	0.00%
	MDT/Mobile Computing Software - maintenance (initial pu	-	-	-		-	-	-
	Microsoft Licenses/upgrades	10,000	10,000	12,000		12,000	-	0.00%
	Mitchell Software Maintenance Contract	3,700	3,700	4,000		6,350	2,350	58.75%
	MTP Threat Denial (replaces ESET,Antivirus,AntiSpa	10,000	10,000	-		-	-	-
	Net Motion VPN Software	4,000	4,000	9,000		5,000	(4,000)	-44.44%
	Network Solutions SSL License	1,500	1,500	1,500		1,500	-	0.00%
	Nutanix Support (Placeholder until FY22)	-	-	-		-	-	-
	Printers, hardware, Server, UPS, Battery Equip	11,500	11,500	13,000		13,000	-	0.00%
	Pulseway Remote Monitoring and Management	-	-	1,000		1,000	-	0.00%
	Screen Connect	-	-	1,000		1,000	-	0.00%
	PDQ Deploy					2,000	2,000	-
	Pro-Series Fixed Assets	300	300	300		350	50	16.67%
	QQUEST - Facility Maintenance Software Updates	100	-	-		-	-	-
	Routine Computer Supplies	4,000	4,000	5,000		5,000	-	0.00%
	Routine Software/Supplies	2,500	2,500	3,000		3,000	-	0.00%
	RS2 - Software Maintenance (door locks)	2,800	2,800	2,800		2,800	-	0.00%
	Software Upgrades (General)	4,500	4,500	4,500		4,500	-	0.00%
	Telestaff Maintenance/ Licensing	8,800	8,800	10,000		10,000	-	0.00%
	Training Center - IT	6,000	6,000	6,000		11,000	5,000	83.33%
	Tri-tech annual		14,000	14,000		14,000	-	0.00%
	Website Supplies / Charges	2,000	2,000	2,000		1,750	(250)	-12.50%
	Veem Backup and Replication	-	-	3,000		3,000	-	0.00%
	Zoom	-	750	750		1,000	250	33.33%
	Active 911	2,000	2,000	2,000		2,500	500	25.00%
	Air Advantage	500	500	500		500	-	0.00%
	Written Test Bank Software Update	1,000	1,000	1,000		4,100	3,100	310.00%
	Board Paq	1,560	1,560	1,560		1,560	-	0.00%

Central Arizona Fire and Medical
 Final Budget FY 2020 -21
 General Fund
 Technical Services

CAFMA Budget FY 18	CAFMA Budget FY 19	CAFMA Budget FY 20	Actual -	CAFMA Budget FY 21	Budget Variance \$\$	Budget Variance %
165,710	189,610	195,760		252,455	56,695	28.96%

Total Computer Supplies & Software

Central Arizona Fire and Medical
Final Budget FY 2020 -21
General Fund
Technical Services

		CAFMA Budget FY 18	CAFMA Budget FY 19	CAFMA Budget FY 20	Actual -	CAFMA Budget FY 21	Budget Variance \$\$	Budget Variance %
6211.41	District Mapping Program							
	Software Updates (Visio, TOPO, ArcGis, AVALabel)	1,500	1,500	1,500	-	1,500	-	0.00%
	ESRI Maintenance Agreement	3,200	3,200	3,200	-	5,700	2,500	78.13%
	Supplies	1,500	1,500	1,500	-	1,500	-	0.00%
	<i>Total District Mapping Program</i>	6,200	6,200	6,200		8,700	2,500	40.32%
6230.41	Uniforms	1,800	1,800	1,800		2,000	200	11.11%
6240.41	Communication Supplies	1,000	1,000	1,000		1,000	-	0.00%
6274.41	Site / Equipment Maintenance Supplies (formerly 6270)							
	Communication Tower Sites Routine	10,000	11,000	12,000		12,000	-	0.00%
	Glassford site road maintenance	5,000	5,000	5,000		5,000	-	0.00%
	Microwave Trupoint	1,000	1,000	1,000		1,000	-	0.00%
	Microwave Equip	7,000	7,000	7,000		7,000	-	0.00%
	New Communications Building	1,000	-	-		-	-	-
	<i>Total Building Maintenance Supplies - Communications</i>	24,000	24,000	25,000		25,000	-	0.00%
6280.41	Radio / Pager Maintenance							
	Routine	10,500	10,500	10,500		10,500	-	0.00%
	Radio Battery Replacement	4,500	4,500	6,250		6,250	-	0.00%
	Regular radio replacement (lease payment FY18-22)	57,000	57,000	57,000		57,000	-	0.00%
	Pagers (15) Replace / Repair	3,500	3,500	-		-	-	-
	Station Alerting Equipment	5,000	5,000	5,000		5,000	-	0.00%
	Wildland replacement radios & equipment	7,500	7,500	7,500		17,000	9,500	126.67%
	Headsets Parts / Supplies & Maintenance	2,000	2,000	3,750		3,750	-	0.00%
6280.41.561	YCSO	-	-	-		-	-	-
	<i>Total Radio / Pager Maintenance</i>	90,000	90,000	90,000		99,500	9,500	10.56%
6281.41	Supplies for Oustside Agency Work	10,000	10,000	10,000		10,000	-	0.00%
6288.41	Batteries	150	150	150		150	-	0.00%
6292.41	Communications / Technician Tools & Equipment							
	Routine Tools & Equipment	6,750	6,750	6,750	-	6,750	-	0.00%
	<i>Total Communications/Radio Technician Equipment</i>	6,750	6,750	6,750		6,750	-	0.00%
Total Supplies		306,110	330,010	337,160	-	406,055	68,895	20.43%
Services and Charges								
6405.41	Other Professional Services							
	FCC Licensing (New Paths Microwave / VHF / UHF)	7,500	7,500	7,500		7,500	-	0.00%
	IT Outsourced Support - Labor	75,000	75,000	30,000		30,000	-	0.00%
	Special Projects	44,000	44,000	44,000		44,000	-	0.00%
	EPCR Support (6201)	0	-	-		-	-	-
	<i>Total Other Professional Services</i>	126,500	126,500	81,500	-	81,500	-	0.00%
6430.41	Communications (previously in Admin)							
	Monthly (CenturyLink, Long Distance)	25,133	25,133	20,000		20,000	-	0.00%
	Phone Line	900	900	900		900	-	0.00%
	Cell Phones	33,800	33,800	41,300		41,300	-	0.00%
	Cable One Internet	5,300	5,300	13,800		13,800	-	0.00%
	Global Star - Satellite Phones	972	972	2,700		2,700	-	0.00%
	Mobile Data	17,500	17,500	10,000		10,000	-	0.00%
	Phone Repair/Rplce/Upgrade/Equip	2,500	2,500	3,000		3,000	-	0.00%
	<i>Total Communications</i>	86,105	86,105	91,700		91,700	-	0.00%
6510.41	Electric							
	Communications Towers	10,000	-	-		-	-	-
	Technical Service Building	15,000	-	-		-	-	-
	<i>Total Electric</i>	25,000	-	-	-	-	-	-
6530.41	LPG							
	Communications Building	6,000	-	-		-	-	-
	Tower - Frances	750	-	-		-	-	-
	Tower - Spruce Mountain	750	-	-		-	-	-
	<i>Total LPG</i>	7,500	-	-	-	-	-	-
6590.41	Training & Travel							
	All Tech Services personnel	6,500	6,500	6,500		6,500	-	-
	<i>Total Training & Travel</i>	6,500	6,500	6,500	-	6,500	-	0.00%
6630.41	Contract Services / Communications & IT Conectivity (CYFD)				-	-	-	-

Central Arizona Fire and Medical
Final Budget FY 2020 -21
General Fund
Technical Services

	CAFMA Budget FY 18	CAFMA Budget FY 19	CAFMA Budget FY 20	Actual -	CAFMA Budget FY 21	Budget Variance \$\$	Budget Variance %
Glassford State Land Lease / Right-of-way	3,500	3,500	3,500		3,500	-	0.00%
Mt. Francis Improvement District	500	500	500		500	-	0.00%
Forest Service - Mt. Francis	4,400	4,400	4,400		4,400	-	0.00%
<i>Total Contract Services / Communications & IT</i>	8,400	8,400	8,400	-	8,400	-	0.00%
Total Services and Charges	260,005	227,505	188,100	-	188,100	-	0.00%
Capital Outlay							
7730.3 Capital Outlay - Vehicles							
New Tech Services Vehicle	-	-	-		46,800	46,800	-
Radio Equipment for New Engines	-	-	-		30,000	30,000	-
Radio Equipment for New Brush Trucks	-	-	-			-	-
Radio Equipment for New Non-Ops Staff Vehicles	-	-	-			-	-
Radio Equipment for New Ops Staff Vehicles	-	-	-			-	-
7750.41 Capital Outlay - Communication/IT							
Telestaff upgrade		25,000				-	-
Comm and Network Upgrades	200,000	150,000	200,000		200,000	-	0.00%
Door Lock Replacement	20,000	20,000	30,000		30,000	-	0.00%
Microsoft OS and Office upgrade			65,000			(65,000)	-100.00%
RMS	-	-	-		-	-	-
Battalion 6 Radio Replacement	-	-	-		-	-	-
Total Capital Outlay	220,000	195,000	295,000	-	306,800	11,800	4.00%
Total Technical Services Budget	1,226,699	1,191,962	1,384,067	-	1,500,315	116,248	8.40%
Contingency	46,030	49,848	54,453		59,676	5,223	9.59%
Total Budget with Contingency	1,272,729	1,241,810	1,438,520		1,559,991	121,471	8.44%

Central Arizona Fire and Medical
Final Budget FY 2020 -21
General Fund
Facilities Maintenance

Personnel Services

		CAFMA Budget FY 18	CAFMA Budget FY 19	CAFMA Budget FY 20	Actual -	CAFMA Budget FY 21	Budget Variance \$\$	Budget Variance %
6100.43	Salaries							
	<i>Total Salaries</i>	79,085	100,418	92,645		117,756	25,111	27.10%
6110.43	Overtime	3,240	3,240	3,240		5,000	1,760	54.32%
6129.43	ASRS Retirement	9,714	12,232	14,278		14,485	207	1.45%
6150.43	State Compensation Insurance	3,915	4,929	7,192		7,297	105	1.46%
6170.43	Unemployment Insurance	60	214	321		428	107	33.33%
6180.43	401A-ASRS (previously FICA)	5,104	6,427	1,575		7,611	6,036	383.24%
6181.43	Medicare Tax	1,194	1,503	1,754		1,780	26	1.48%
6190.43	Health Insurance	7,896	7,716	13,176		17,568	4,392	33.33%
Total Personnel Services		110,208	136,679	134,181	-	171,925	37,744	28.13%

Supplies

6230.43	Uniforms	450	450	450		1,000	550	122.22%
6240.43	Facilities Maintenance Supplies	530	530	530		530	-	0.00%
6270.4.3.001	Building Maintenance Supplies (Maint Acct for Stns)	20,000	20,500	20,500		20,500	-	0.00%
6270.4.3.002	Building Maintenance Supplies - Facilities	2,000	2,000	2,500		2,500	-	0.00%
6270.4.3.003	Building Maintenance Supplies - 61 Administration	2,000	-	-		-	-	-
6270.4.3.011	Administration	-	7,000	7,000		7,000	-	0.00%
6270.4.3.035	Building Maintenance Supplies - Training Center	13,500	13,500	13,500		13,500	-	0.00%
6270.4.3.041	Building Maintenance Supplies - Technical Services	4,000	4,000	4,000		4,000	-	0.00%
6270.4.3.048	Building Maintenance Supplies - Fleet Maintenance	4,000	4,000	5,000		5,000	-	0.00%
6270.4.3.049	Building Maintenance Supplies - Warehouse	5,000	5,000	5,000		5,000	-	0.00%
6270.4.3.050	Building Maintenance Supplies - Station 50	3,600	3,600	4,000		4,000	-	0.00%
6270.4.3.051	Building Maintenance Supplies - Station 51	5,600	5,600	5,600		5,600	-	0.00%
6270.4.3.052	Building Maintenance Supplies - Station 52	2,000	2,000	2,000		2,000	-	0.00%
6270.4.3.053	Building Maintenance Supplies - Station 53	3,600	3,600	5,000		5,000	-	0.00%
6270.4.3.054	Building Maintenance Supplies - Station 54	3,000	3,000	5,000		5,000	-	0.00%
6270.4.3.056	Building Maintenance Supplies - Station 56	2,000	2,000	2,000		2,000	-	0.00%
6270.4.3.057	Building Maintenance Supplies - Station 57	3,500	3,500	5,000		5,000	-	0.00%
6270.4.3.058	Building Maintenance Supplies - Station 58	3,000	3,000	5,000		5,000	-	0.00%
6270.4.3.059	Building Maintenance Supplies - Station 59	3,000	3,000	5,000		5,000	-	0.00%
6270.4.3.061	Building Maintenance Supplies - Station 61	7,000	9,000	9,000		9,000	-	0.00%
6270.4.3.062	Building Maintenance Supplies - Station 62	5,000	5,000	5,000		5,000	-	0.00%
6270.4.3.063	Building Maintenance Supplies - Station 63	4,000	4,000	5,000		5,000	-	0.00%
6270.4.3.064	Building Maintenance Supplies - Station 64	2,000	2,000	-		-	-	-
	<i>Total Building Maintenance - Routine</i>	97,800	105,300	115,100	-	115,100	-	0.00%
6270.4.3.100	Large Projects							
	Routine work	25,000	25,000	25,000		25,000	-	0.00%
	Asphalt replacement	30,000	30,000	30,000		30,000	-	0.00%
	Large Project - changes annually	35,000	55,000	55,000		55,000	-	0.00%
	Landscaping equipment	1,000	1,000	-		-	-	-
	Grease Trap Pump	2,500	2,500	2,500		2,500	-	0.00%
	Airmation Filters	1,000	1,000	-		-	-	-
	<i>Total Building Maintenance</i>	94,500	114,500	112,500		112,500	-	0.00%
6271.4.3	Furniture & Fixture Replacement							
	CARTA Furniture & Fixtures	1,700	1,700	1,700		1,700	-	0.00%
	Technical Services	1,750	1,750	1,750		1,750	-	0.00%
	Routine Furniture Replacement (chairs, tables, beds)	12,500	12,500	12,500		12,500	-	0.00%
	Routine Fixture/Appliance Replacement	13,250	13,250	13,250		13,250	-	0.00%
	<i>Total Furniture & Fixture Replacement</i>	29,200	29,200	29,200		29,200	-	0.00%
6296.43	Rentals	500	-	-	-	-	-	-
6300.43	Small Tools (Snow Blower and Plow)	530	530	11,500		11,500	-	0.00%
Total Supplies		223,510	250,510	269,280	-	269,830	550	0.20%
Services and Charges								
6405.43	Other Professional Services	-	-	-		-	-	-
	Alarm / Sprinkler Annual Maintenance	4,700	5,700	5,700		9,700	4,000	70.18%
	Fire and security alarm monitoring	3,400	3,400	11,000		11,000	-	0.00%
	Backflow Test @ St. 59, 57, 533, 53, & Maint.	650	650	650		650	-	0.00%
	Generator Service Contract	-	-	18,500		18,500	-	0.00%
	Administrative building	-	3,600	3,600		4,600	1,000	27.78%
	<i>Total Other Professional Services</i>	8,750	13,350	39,450		44,450	5,000	12.67%
6535.43	Pest Control	3,750	4,750	5,000		5,000	-	0.00%
6508.43	Cable TV	-	1,575	1,575		1,575	-	0.00%

Central Arizona Fire and Medical
Final Budget FY 2020 -21
General Fund
Facilities Maintenance

		CAFMA Budget FY 18	CAFMA Budget FY 19	CAFMA Budget FY 20	Actual -	CAFMA Budget FY 21	Budget Variance \$\$	Budget Variance %
6510.43	Electric	-	168,973	168,973		168,973	-	0.00%
6512.43	Sanitation	-	9,260	9,260		9,260	-	0.00%
6520.43	Natural Gas	-	22,150	22,150		22,150	-	0.00%
6530.43	LPG	-	32,725	32,725		32,725	-	0.00%
6540.43	Water/Sewer	-	20,940	20,940		20,940	-	0.00%
	<i>Total Utilities</i>	-	255,623	255,623		255,623	-	0.00%
6580.43	Outside Repair & Maintenance - Equipment							
	Fire Exting Svc	1,200	1,200	1,200		1,200	-	0.00%
	PT Equipment Repair	1,500	1,500	1,500		1,500	-	0.00%
	<i>Total Outside Repair & Maintenance - Equipment</i>	2,700	2,700	2,700		2,700	-	0.00%
6590.43	Training & Travel					1,500	1,500 -	
Total Services and Charges		15,200	276,423	302,773	-	309,273	6,500	2.15%
Capital Outlay								
7730.48	Capital Outlay - Vehicles							
	<i>Facilities Truck</i>	-	-	-		47,710	47,710	-
7720.43	Capital Outlay - Building							
	<i>Station 53 Kitchen</i>			45,000		-	(45,000)	-100.00%
	<i>Station 53 East Side Remodel</i>			-		50,000	50,000	-
	<i>Station 72 kitchen, windows, generator</i>					100,000	100,000	-
	<i>Garage Door replacement long term replacement Plan</i>			40,000		32,000	(8,000)	-20.00%
	<i>Parking Lot long term Plan</i>			150,000		84,500	(65,500)	-43.67%
	<i>Station 53/59 fence and gates</i>		28,000			150,000	150,000	-
	<i>HVAC/Water Heater long term replacement Plan</i>			32,000		20,000	(12,000)	-37.50%
Total Capital Outlay		-	28,000	267,000	-	484,210	217,210	81.35%
Total Facilities Maintenance Budget		348,918	691,612	973,234	-	1,235,238	262,004	26.92%
Contingency		17,439	33,181	34,962		37,551	2,589	7.41%

Central Arizona Fire and Medical
Final Budget FY 2020 -21
General Fund
Fleet Maintenance

Personnel Services

	CAFMA Budget FY 18	CAFMA Budget FY 19	CAFMA Budget FY 20	Actual -	CAFMA Budget FY 21	Budget Variance \$\$	Budget Variance %
6100.48 Salaries							
<i>Total Salaries</i>	342,609	356,847	400,020		380,339	(19,681)	-4.92%
6104.48 Supervisory Assignment	400	400	400		400	-	0.00%
6110.48 Overtime	15,000	18,000	18,000		23,000	5,000	27.78%
6129.48 ASRS Retirement	20,224	21,719	31,364		35,439	4,075	12.99%
6130.48 PSPRS Retirement	43,566	55,715	53,541		50,679	(2,862)	-5.35%
401A (Employees participating in DROP) new	8,101	8,308	4,268		-	(4,268)	-100.00%
6150.48 Workers Compensation Insurance	17,507	17,843	19,896		23,998	4,102	20.62%
6170.48 Unemployment Insurance	360	1,284	1,231		1,070	(161)	-13.08%
6180.48 401A-ASRS (previously FICA)	11,610	12,305	16,504		17,932	1,428	8.65%
6181.48 Medicare Tax	5,191	5,441	6,067		5,854	(213)	-3.51%
6190.48 Health Insurance	47,376	46,296	46,575		46,116	(459)	-0.99%
Total Personnel Services	511,944	544,158	597,866		584,827	(13,039)	-2.18%

Supplies

6220.48 Fuel / Diesel & Gas	235,000	235,000	235,000		285,000	50,000	21.28%
6221.48 Oil, Lubrication, and Vehicle Fluid Supplies	16,000	16,500	16,500		18,500	2,000	12.12%
6230.48 Uniforms	2,250	2,250	2,250		2,750	500	22.22%
6242.48 Maintenance Supplies	7,400	9,000	10,000		12,000	2,000	20.00%
6250.48 Vehicle Maintenance							-
Routine	95,000	120,000	130,000	-	150,000	20,000	15.38%
Fork Lift Maintenance	5,000	-	-		-	-	-
<i>Total Vehicle Maintenance</i>	100,000	120,000	130,000		150,000	20,000	15.38%
6251.48 Vehicle Maintenance / Special Projects	6,500	6,500	6,500		6,500	-	0.00%
6260.48 Firefighting Equipment Maintenance							
Routine	4,000	4,000	6,000		8,000	2,000	33.33%
Saw parts & repairs (chain saws and circular saws)	4,600	4,600	4,600		6,000	1,400	30.43%
Ground & Aerial Ladder Maintenance/Testing	6,050	6,050	7,000		7,000	-	0.00%
TIC Maintenance	2,500	2,000	2,000		2,000	-	0.00%
Extrication Equipment Maintenance	2,000	1,500	1,500		1,500	-	0.00%
<i>Total Firefighting Equipment Maintenance</i>	19,150	18,150	21,100		24,500	3,400	16.11%
6263.48 SCBA Supplies & Maintenance (Domenic)							
Testing Unit Calibration	2,500	3,000	3,000		3,000	-	0.00%
SCBA Repair Parts	8,900	15,400	20,000		10,500	(9,500)	-47.50%
SCBA Compressors	4,500	5,100	5,100		8,000	2,900	56.86%
Hydro Testing (130 Bottles)	2,000	-	-		-	-	-
Mask Fit Testing Supplies	1,500	-	-		-	-	-
Replacement parts for TC SCBA's	3,000	-	-		-	-	-
<i>Total SCBA Supplies & Maintenance</i>	22,400	23,500	28,100		21,500	(6,600)	-23.49%
6265.48 Tire Replacement	3,000	40,000	40,000		50,000	10,000	25.00%
6266.48 Tire Repair	20,000						
5,100	5,100	1,500	3,000		4,000	1,000	33.33%
0	0						
6281.48 Supplies for Oustside Agency Work	-	24,000	24,000		24,000	-	0.00%
0	0						
6300.48 Small Tools	5,000	5,000	6,500		6,500	-	0.00%
Tool match			2,500		2,500	-	0.00%
Total Supplies	421,800	501,400	525,450	-	607,750	82,300	15.66%

Central Arizona Fire and Medical
Final Budget FY 2020 -21
General Fund
Fleet Maintenance

		CAFMA Budget FY 18	CAFMA Budget FY 19	CAFMA Budget FY 20	Actual -	CAFMA Budget FY 21	Budget Variance \$\$	Budget Variance %
Services and Charges								
6510.48	Electric	12,500	-	-		-	-	-
6512.48	Sanitation	1,000	-	-		-	-	-
6520.48	Natural Gas	3,250	-	-		-	-	-
6540.48	Water/Sewer	2,000	-	-		-	-	-
6580.48	Outside Repair / Vehicle Maintenance Equipment							
	Outside Vehicle Repairs	8,000	9,500	11,500		11,500	-	0.00%
	Sefac Vehicle Lift Maintenance	3,500	3,500	3,500		3,500	-	0.00%
	<i>Total Outside Repair / Veh Maint Equip</i>	11,500	13,000	15,000		15,000	-	0.00%
6590.48	Training & Travel							
	All Fleet personnel	-	4,000	4,000		4,000	-	0.00%
	Spartan Conference (1 Attending)	1,800	-	-		-	-	-
	EVT testing in state	1,000	-	-		-	-	-
	Carquest (CTI class) / NAPA Training (Whole shop)	1,200	-	-		-	-	-
	<i>Total Training & Travel</i>	4,000	-	4,000		4,000	-	0.00%
Total Services and Charges		34,250	13,000	19,000	-	19,000	-	0.00%
Capital Outlay								
7730.48	Capital Outlay - Vehicles							
	Fleet Supervisor vehicle	43,661	-	-		-	-	-
	Mechanic Vehicle			46,320		47,710	1,390	3.00%
7740.48	Capital Outlay - Equipment							
	New SCBA Compressor			90,000			(90,000)	-100.00%
	SCBA Replacement Plan	200,000	-	-		-	-	-
Total Capital Outlay		243,661	-	136,320	-	47,710	(88,610)	-65.00%
Total Fleet Maintenance Budget		1,211,655	1,058,558	1,278,636	-	1,259,287	(19,349)	-1.51%

Central Arizona Fire and Medical
Final Budget FY 2020 -21
General Fund
Warehouse

	CAFMA Budget FY 18	CAFMA Budget FY 19	CAFMA Budget FY 20	Actual -	CAFMA Budget FY 21	Budget Variance \$\$	Budget Variance %
Personnel Services							
6100.49 Salaries							
<i>Total Salaries</i>	73,195	90,110	124,535		149,150	24,615	19.77%
6103.49.451 Special Detail (200 hrs @ \$25)	11,500	11,500	5,000		5,000	-	0.00%
6110.49 Overtime	15,000	15,000	15,000		15,000	-	0.00%
6129.49 ASRS Retirement	10,142	12,403	16,465		19,370	2,905	17.64%
6150.49 State Compensation Insurance	4,313	4,998	6,635		9,757	3,122	47.05%
6170.49 Unemployment Insurance	60	428	321		535	214	66.67%
6180.49 401A-ASRS (previously FICA)	5,468	6,517	8,651		10,177	1,526	17.64%
6181.49 Medicare Tax	1,279	1,524	2,023		2,380	357	17.65%
6190.49 Health Insurance	7,896	15,432	12,150		21,960	9,810	80.74%
Total Personnel Services	128,853	157,912	190,780		233,329	42,549	22.30%
Supplies							
6200.49 Office Supplies (all divisions)	12,500	12,500	12,500		12,500	-	0.00%
6205.49 In-House Duplication & Printing	17,250	17,250	17,250		17,250	-	0.00%
6230.49 Uniforms	450	450	450		1,250	800	177.78%
6242.49 Supplies / Bottled Water	6,000	6,000	6,000		6,000	-	0.00%
6245.49 Supplies - Warehouse Purchasing Group	50,000	200,000	200,000		200,000	-	0.00%
6271.49 Furniture & Fixtures							
Warehouse furniture and small station needs (TVs)	1,500	1,500	1,500	-	2,500	1,000	66.67%
<i>Total Furniture & Fixtures</i>	1,500	1,500	1,500		2,500	1,000	66.67%
6272.49 Janitorial Supplies (all stations)	27,500	27,500	27,500		27,500	-	0.00%
<i>Total Janitorial</i>	27,500	27,500	27,500		27,500	-	0.00%
6273.49 Station Supplies/Flags (all stations)	5,500	5,500	5,500		5,500	-	0.00%
6288.49 Batteries (all divisions except Tech Services)	2,400	2,400	2,400		2,400	-	0.00%
Saws All Batteries	770	770	770		770	-	0.00%
6300.49 Small Tools	900	900	900		900	-	0.00%
6310.49 Safety Equipment & Supplies	750	750	750		750	-	0.00%
Total Supplies	125,520	275,520	275,520	-	277,320	1,800	0.65%
Services and Charges							
6405.49 Other Professional Services	3,000	-	-		-	-	-
6435.49 Shipping	1,750	1,750	1,750		1,750	-	0.00%
6510.49 Electric	5,000	-	-		-	-	-
6530.49 LPG	7,500	-	-		-	-	-
6590.49 Training & Travel	750	750	750		1,500	750	100.00%
6600.49 Dues (government purchasing)	50	50	50		200	150	
Total Services and Charges	18,050	2,550	2,550	-	3,450	900	35.29%
Capital Outlay							
Warehouse Vehicle					47,710	47,710	-
Forklift	-	-	-		27,562	27,562	-
Total Capital Outlay	-	-	-	-	75,272	75,272	-
Total Warehouse Budget	272,423	435,982	468,850	-	589,371	120,521	25.71%
Contingency	13,621	21,799	23,443		25,705	2,262	9.65%
Total Budget with Contingency	286,044	457,781	492,293		615,076	122,783	24.94%



**Draft (4-21-2020) 3 cent
Fiscal Year 2020-21
Table of Contents**

<u>Description</u>	<u>Page #</u>
Summary of All Departments	2
Revenue	3
Detail for All Departments	
Administration	4-6
Fire Prevention	7-8
Operations	9-13
Training Center	14-15
Technical Services	16-18
Facilities Maintenance	19-20
Fleet Maintenance	21-22
Warehouse	23

Final Budget FY 2020-21

All Departments

Maintenance & Operation Budget

	CAFMA FY 20	CAFMA FY 21	Variance	Variance (%)
Personnel Services				
Administration	1,546,515	1,755,268	208,753	13.50%
Support Services	2,055,908	2,135,511	79,603	3.87%
Operations	16,033,925	17,175,554	1,141,629	7.12%
Total Personnel Services	19,636,348	21,066,333	1,429,985	7.28%
Supplies				
Administration	21,739	21,739	-	0.00%
Support Services	1,451,025	1,597,775	146,750	10.11%
Operations	494,297	579,367	85,070	17.21%
Total Supplies	1,967,061	2,198,881	231,820	11.79%
Services & Charges				
Administration	330,085	405,085	75,000	22.72%
Support Services	528,295	535,695	7,400	1.40%
Operations	909,813	975,000	65,187	7.16%
Total Services & Charges	1,768,193	1,915,780	147,587	8.35%
Maintenance & Operation Subtotal	23,371,602	25,180,994	1,809,392	7.74%

Capital & Contingency Budget

Capital Outlay

Administration	40,000	-	(40,000)	
Support Services	698,320	955,592	257,272	36.84%
Operations	1,043,062	1,816,162	773,100	74.12%
Total Capital Outlay	1,781,382	2,771,754	990,372	55.60%

Contingency

Administration	98,298	109,105	10,807	10.99%
Support Services	199,820	213,449	13,629	6.82%
Operations	871,902	936,496	64,594	7.41%
Total Contingency	1,170,020	1,259,050	89,030	7.61%

Capital & Contingency Budget

	2,951,402	4,030,804	1,079,402	36.57%
--	-----------	-----------	-----------	--------

Total District Budget

	26,323,004	29,211,798	2,888,794	10.97%
--	-------------------	-------------------	------------------	---------------

Department Totals

	FY 20	FY 21	Variance	Variance (%)
Administration	2,036,637	2,291,197	254,560	12.50%
Support Services	4,933,368	5,438,022	504,654	10.23%
Operations	19,352,999	21,482,579	2,129,580	11.00%

Total District Budget

	26,323,004	29,211,798	2,888,794	10.97%
--	-------------------	-------------------	------------------	---------------

Central Arizona Fire and Medical Authority
Revenue Budget FY 2020-21

	CAFMA FY 18	CAFMA FY 19	CAFMA FY 20		CAFMA FY 21	Variance	Variance (%)
Total Budget	23,164,194	25,503,592	26,351,812		29,211,798	2,859,986	10.85%
Carryover	(944,035)	(1,002,247)	(1,064,167)		(1,170,020)	105,853	9.95%
Revenue:							
Vehicle Maintenance:							
4300 Outside Agency Work	(24,750)	(24,750)	(40,000)		(40,000)	-	0.00%
Total Vehicle Maintenance	(24,750)	(24,750)	(40,000)	-	(40,000)	-	0.00%
							-
Prevention:							
4400 Construction Permits			(51,250)		(51,250)	-	0.00%
4415 Sprinkler Permits			-		-	-	-
4420 Fire Alarm Permits			-		-	-	-
4425 Operational Permits			(1,700)		(1,700)	-	0.00%
4430 Special Events			(2,680)		(2,680)	-	0.00%
4435 Other Operational Events			-		-	-	-
5125.31 PAWUIC / Def. Space	(24,000)	(10,000)	(24,000)		(24,000)	-	0.00%
Inspection Fees	(1,000)	(1,000)	-		-	-	-
Prevention Permits	(200)	(200)	-		-	-	-
Special Events Fees	(17,500)	(17,500)	-		-	-	-
Care Home Inspection Fees	(500)	(500)	-		-	-	-
Plan Review Fees	(4,500)	(4,500)	-		-	-	-
5600 Misc. Prevention	(600)	(600)	(2,100)		(2,100)	-	0.00%
Total Prevention	(48,300)	(34,300)	(81,730)	-	(81,730)	-	0.00%
Communications:							
5140.41 Tech Services Contracting	(125,000)	(125,000)	(178,000)		(178,000)	-	0.00%
5141.41 Supplies for Outside Agency Work	(10,000)	(10,000)	(10,000)		(10,000)	-	0.00%
Total Communications	(135,000)	(135,000)	(188,000)	-	(188,000)	-	0.00%
Grants:							
5430 Grant - possible PPE		(21,600)	(24,000)		-	(24,000)	-100.00%
Grant - FEMA - SAFER	-	-	(306,934)		(225,085)	(81,849)	-26.67%
Total Grants	-	-	(306,934)	-	(225,085)	(81,849)	-26.67%
Warehouse:							
5700 Warehouse Purchasing Group	(50,000)	(210,000)	(210,000)		(210,000)	-	0.00%
Training Center:							
5900 CARTA Classes	(15,000)	(15,000)	(15,000)		(15,000)	-	-
5905 CPR / EMS Classes	(24,000)	(26,000)	(26,000)		(26,000)	-	0.00%
Other:							
4001 Fire Protection Contracts	(124,000)	(124,000)	(150,000)		(180,000)	30,000	20.00%
1200 Capital Reserve Account	(1,927,029)	(2,784,434)	(1,242,382)		(2,086,754)	844,372	67.96%
4800 Off-District Fires	(50,000)	(50,000)	(50,000)		(50,000)	-	0.00%
4900 Interest Income	(21,000)	(21,000)	(30,000)		(50,000)	20,000	66.67%
5100 Miscellaneous Revenue	(10,900)	(10,900)	(10,900)		(10,900)	-	0.00%
5400 Donations	(500)	(500)	(500)		(500)	-	0.00%
5855 64 Lease	(7,200)	-	-		-	-	-
5855 Admin 61 Lease	(24,000)	(24,000)	(30,000)		(30,000)	-	0.00%
5350 Rebates Refunds	-	-	-		-	-	-
Total Other	(2,164,629)	(3,014,834)	(1,513,782)	-	(2,408,154)	894,372	59.08%
Total Non-Levy Revenues	(3,405,714)	(4,462,131)	(3,469,613)	-	(4,363,989)	894,376	25.78%
Additional Funding Requirement	19,758,480	21,019,861	22,882,199		24,847,809	1,965,610	8.59%
Net A.V.	114,120,282	120,819,143	128,940,651	CVFD	138,380,766	9,440,115	7.32%
	597,046,426	636,630,604	686,814,672	CYFD	740,758,842	53,944,170	7.85%
	711,166,708	757,449,747	815,755,323		879,139,608	63,384,285	7.7700%
Funding Requirement by District							
3100 CVFD	4,132,286	4,227,791	4,547,989	CVFD	4,860,737		
3200 CYFD	\$15,626,194	16,792,070	18,334,210	CYFD	19,987,072		
Actual/Estimated Tax Rate	\$3.2492	\$3.2499	\$3.2499	CVFD	\$3.2499	\$0.0000	0.00%
	2.5598	\$2.5964	\$2.6151	CYFD	\$2.6520	\$0.0369	1.41%



**Draft (4-21-2020) 6 cent
Fiscal Year 2020-21
Table of Contents**

<u>Description</u>	<u>Page #</u>
Summary of All Departments	2
Revenue	3
Detail for All Departments	
Administration	4-6
Fire Prevention	7-8
Operations	9-13
Training Center	14-15
Technical Services	16-18
Facilities Maintenance	19-20
Fleet Maintenance	21-22
Warehouse	23

Final Budget FY 2020-21

All Departments

Maintenance & Operation Budget

	CAFMA FY 20	CAFMA FY 21	Variance	Variance (%)
Personnel Services				
Administration	1,546,515	1,776,809	230,294	14.89%
Support Services	2,056,217	2,159,216	102,999	5.01%
Operations	16,033,925	17,342,011	1,308,086	8.16%
Total Personnel Services	19,636,657	21,278,036	1,641,379	8.36%
Supplies				
Administration	21,739	21,739	-	0.00%
Support Services	1,451,025	1,597,775	146,750	10.11%
Operations	494,297	579,367	85,070	17.21%
Total Supplies	1,967,061	2,198,881	231,820	11.79%
Services & Charges				
Administration	330,085	405,085	75,000	22.72%
Support Services	528,295	535,695	7,400	1.40%
Operations	909,813	975,000	65,187	7.16%
Total Services & Charges	1,768,193	1,915,780	147,587	8.35%
Maintenance & Operation Subtotal	23,371,911	25,392,697	2,020,786	8.65%

Capital & Contingency Budget

Capital Outlay

Administration	40,000	-	(40,000)	
Support Services	698,320	955,592	257,272	36.84%
Operations	1,043,062	1,816,162	773,100	74.12%
Total Capital Outlay	1,781,382	2,771,754	990,372	55.60%

Contingency

Administration	98,298	110,182	11,884	12.09%
Support Services	199,820	214,635	14,815	7.41%
Operations	871,902	944,819	72,917	8.36%
Total Contingency	1,170,020	1,269,636	99,616	8.51%

Capital & Contingency Budget

	2,951,402	4,041,390	1,089,988	36.93%
--	-----------	-----------	-----------	--------

Total District Budget

	26,323,313	29,434,087	3,110,774	11.82%
--	-------------------	-------------------	------------------	---------------

Department Totals

	FY 20	FY 21	Variance	Variance (%)
Administration	2,036,637	2,313,815	277,178	13.61%
Support Services	4,933,677	5,462,913	529,236	10.73%
Operations	19,352,999	21,657,359	2,304,360	11.91%

Total District Budget

	26,323,313	29,434,087	3,110,774	11.82%
--	-------------------	-------------------	------------------	---------------

Central Arizona Fire and Medical Authority
Revenue Budget FY 2020-21

	CAFMA FY 18	CAFMA FY 19	CAFMA FY 20		CAFMA FY 21	Variance	Variance (%)
Total Budget	23,164,194	25,503,592	26,351,812		29,434,087	3,082,275	11.70%
Carryover	(944,035)	(1,002,247)	(1,064,167)		(1,170,020)	105,853	9.95%
Revenue:							
Vehicle Maintenance:							
4300 Outside Agency Work	(24,750)	(24,750)	(40,000)		(40,000)	-	0.00%
Total Vehicle Maintenance	(24,750)	(24,750)	(40,000)	-	(40,000)	-	0.00%
							-
Prevention:							
4400 Construction Permits			(51,250)		(51,250)	-	0.00%
4415 Sprinkler Permits			-		-	-	-
4420 Fire Alarm Permits			-		-	-	-
4425 Operational Permits			(1,700)		(1,700)	-	0.00%
4430 Special Events			(2,680)		(2,680)	-	0.00%
4435 Other Operational Events			-		-	-	-
5125.31 PAWUIC / Def. Space	(24,000)	(10,000)	(24,000)		(24,000)	-	0.00%
Inspection Fees	(1,000)	(1,000)	-		-	-	-
Prevention Permits	(200)	(200)	-		-	-	-
Special Events Fees	(17,500)	(17,500)	-		-	-	-
Care Home Inspection Fees	(500)	(500)	-		-	-	-
Plan Review Fees	(4,500)	(4,500)	-		-	-	-
5600 Misc. Prevention	(600)	(600)	(2,100)		(2,100)	-	0.00%
Total Prevention	(48,300)	(34,300)	(81,730)	-	(81,730)	-	0.00%
Communications:							
5140.41 Tech Services Contracting	(125,000)	(125,000)	(178,000)		(178,000)	-	0.00%
5141.41 Supplies for Outside Agency Work	(10,000)	(10,000)	(10,000)		(10,000)	-	0.00%
Total Communications	(135,000)	(135,000)	(188,000)	-	(188,000)	-	0.00%
Grants:							
5430 Grant - possible PPE		(21,600)	(24,000)		-	(24,000)	-100.00%
Grant - FEMA - SAFER	-	-	(306,934)		(225,085)	(81,849)	-26.67%
Total Grants	-	-	(306,934)	-	(225,085)	(81,849)	-26.67%
Warehouse:							
5700 Warehouse Purchasing Group	(50,000)	(210,000)	(210,000)		(210,000)	-	0.00%
Training Center:							
5900 CARTA Classes	(15,000)	(15,000)	(15,000)		(15,000)	-	-
5905 CPR / EMS Classes	(24,000)	(26,000)	(26,000)		(26,000)	-	0.00%
Other:							
4001 Fire Protection Contracts	(124,000)	(124,000)	(150,000)		(180,000)	30,000	20.00%
1200 Capital Reserve Account	(1,927,029)	(2,784,434)	(1,242,382)		(2,086,754)	844,372	67.96%
4800 Off-District Fires	(50,000)	(50,000)	(50,000)		(50,000)	-	0.00%
4900 Interest Income	(21,000)	(21,000)	(30,000)		(50,000)	20,000	66.67%
5100 Miscellaneous Revenue	(10,900)	(10,900)	(10,900)		(10,900)	-	0.00%
5400 Donations	(500)	(500)	(500)		(500)	-	0.00%
5855 64 Lease	(7,200)	-	-		-	-	-
5855 Admin 61 Lease	(24,000)	(24,000)	(30,000)		(30,000)	-	0.00%
5350 Rebates Refunds	-	-	-		-	-	-
Total Other	(2,164,629)	(3,014,834)	(1,513,782)	-	(2,408,154)	894,372	59.08%
Total Non-Levy Revenues	(3,405,714)	(4,462,131)	(3,469,613)	-	(4,363,989)	894,376	25.78%
Additional Funding Requirement	19,758,480	21,019,861	22,882,199		25,070,098	2,187,899	9.56%
Net A.V.	114,120,282	120,819,143	128,940,651	CVFD	138,380,766	9,440,115	7.32%
	597,046,426	636,630,604	686,814,672	CYFD	740,758,842	53,944,170	7.85%
	711,166,708	757,449,747	815,755,323		879,139,608	63,384,285	7.7700%
Funding Requirement by District							
3100 CVFD	4,132,286	4,227,791	4,547,989	CVFD	4,860,737		
3200 CYFD	\$15,626,194	16,792,070	18,334,210	CYFD	20,209,361		
Actual/Estimated Tax Rate	\$3.2492	\$3.2499	\$3.2499	CVFD	\$3.2499	\$0.0000	0.00%
	2.5598	\$2.5964	\$2.6151	CYFD	\$2.6820	\$0.0669	2.56%



**Draft (4-21-2020) 0 cent
Fiscal Year 2020-21
Table of Contents**

<u>Description</u>	<u>Page #</u>
Revenue	2
Expense	3

**Chino Valley Fire District
Revenue Budget FY 2020-21**

		Budget FY 18	Budget FY 19	Budget FY 20	Actual -	Draft Budget FY 21	Variance	Variance (%)
Total District Budget		4,160,286	4,281,791	4,578,989	-	4,919,237	340,248	7.43%
Carryover		(20,000)	(20,000)	(20,000)	-	(20,000)	-	0.00%
Revenue:								
Grants:								
5260	Fire Act Grant						-	-
5430	Grant - FEMA - SAFER						-	-
Total Grants		-	-	-	-	-	-	-
4200	FDAT	(333,290)	(333,290)	(366,547)	-	(400,000)	33,453	9.13%
Other:								
4000/4100	Real Estate Tax							
4001	Fire Protection Contracts	-	-	-	-	-	-	-
1200	Capital Reserve Account	-	-	-	-	-	-	-
4800	Off-District Fires	-	-	-	-	-	-	-
4900	Interest Income	-	-	-	-	-	-	-
5100	Miscellaneous Income	(97,000)	-	-	-	-	-	-
5200	64 Lease	-	-	-	-	-	-	-
5350	Rebates / Refunds	(2,000)	(2,000)	(2,000)	-	(2,000)	-	0.00%
5400	CYFD JMA Expense Reimburseme	-	-	-	-	-	-	-
Total Other		(99,000)	(2,000)	(2,000)	-	(2,000)	-	0.00%
Total Non-Levy Revenues		(119,000)	(22,000)	(22,000)	-	(22,000)	-	0.00%
Tax Levy Requirement		3,707,996	3,926,501	4,190,442	-	4,497,237	306,795	7.32%
Net A.V.		114,120,282	120,815,494	128,940,651	-	138,380,766	9,440,115	7.32%
Actual/Estimated Tax Rate		\$3.2492	\$3.2499	\$3.2499	-	\$3.2499	\$0.0000	0.00%

Chino Valley Fire District
Final Budget FY 2020 -21
General Fund

		Budget FY18	Budget FY19	Budget FY20	Draft Budget FY21	Budget Variance \$\$	Budget Variance %
Retained Funds							
6400.1	Audit &Accounting	2,000	3,000	5,000	7,500	2,500	50.00%
6405.1	Other Professional Services						
	Fire Board Election	-	25,000	-	25,000	25,000	-
6410.1	Legal Services - routine	5,000	5,000	5,000	5,000	-	0.00%
6441.1	Fire Board Expenses	1,000	1,000	1,000	1,000	-	0.00%
						-	-
						-	-
<i>Total Retained Funds</i>		8,000	34,000	11,000	38,500	27,500	250.00%
Contingency		20,000	20,000	20,000	20,000	-	0.00%
Fire Authority Funding							
6700.1	Fire Authority Funding	4,132,286	4,227,791	4,547,989	4,860,737	312,748	6.88%
Total Expense Budget		4,160,286	4,281,791	4,578,989	4,919,237	340,248	7.43%



Draft (5-4-2020) 0 cent - correction
Fiscal Year 2020-21
Table of Contents

<u>Description</u>	<u>Page #</u>
Revenue	2
Expense	3

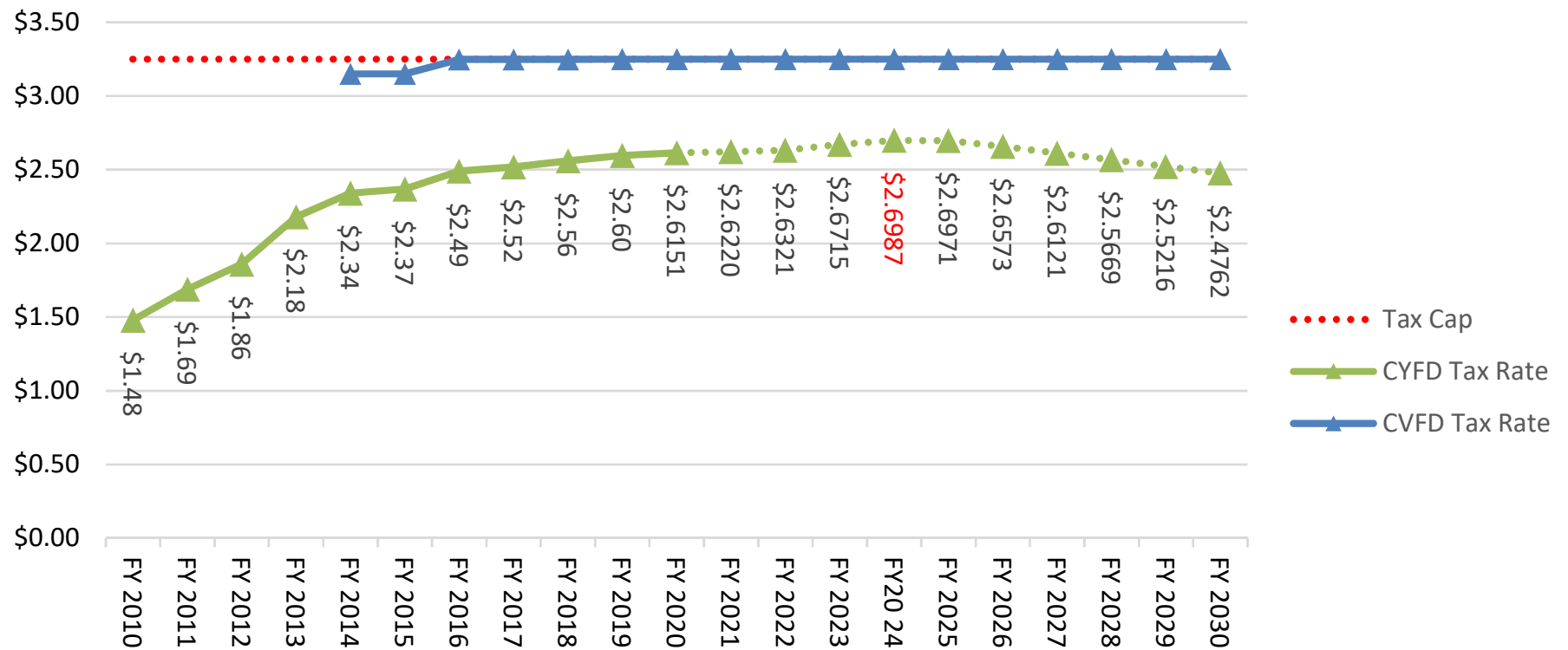
**Central Yavapai Fire District
Revenue Budget FY 2020-21**

		Budget FY 18	Budget FY 19	Budget FY 20	Draft Budget FY 21	Variance	Variance (%)
Total District Budget		15,654,194	16,901,072	18,365,210	19,878,685	1,513,475	8.24%
Carryover		-	-	-	-	-	-
Revenue:							
	Communications:						
4775	Cell Tower Lease Agreements	(38,000)	(38,000)	(38,000)	(55,668)	17,668	46.49%
5140.41	Tech Services Contracting	-	-	-	-	-	-
	Total Communications	(38,000)	(38,000)	(38,000)	(55,668)	17,668	46.49%
	Grants:						
5260	Fire Act Grant Generator/TIC's	-	-	-	-	-	-
5410	Grant for Fire Training System	-	-	-	-	-	-
5430	Grant - FEMA - SAFER	-	-	-	-	-	-
	Total Grants	-	-	-	-	-	-
4200	FDAT	(333,290)	(333,290)	(366,547)	(400,000)	33,453	9.13%
	Other:						
4000/4100	Real Estate Tax	-	-	-	-	-	-
4001	Fire Protection Contracts	-	-	-	-	-	-
1200	Capital Reserve Account	-	-	-	-	-	-
4800	Off-District Fires	-	-	-	-	-	-
4900	Interest Income	-	-	-	-	-	-
5100	Miscellaneous Income	-	-	-	-	-	-
5200	Surplus Vehicles	-	-	-	-	-	-
5350	Paramedic Ride-In Charges	-	-	-	-	-	-
5400	Donations	-	-	-	-	-	-
	Total Other	-	-	-	-	-	-
	Total Non-Levy Revenues	(38,000)	(38,000)	(38,000)	(55,668)	17,668	46.49%
	Tax Levy Requirement	15,282,904	16,529,782	17,960,663	19,423,017	1,462,354	8.14%
	Net A.V.	597,046,426	636,609,662	686,814,672	740,758,842	53,944,170	7.85%
	Actual/Estimated Tax Rate	\$2.5598	\$2.5964	\$2.6151	\$2.6220	\$0.0069	0.26%

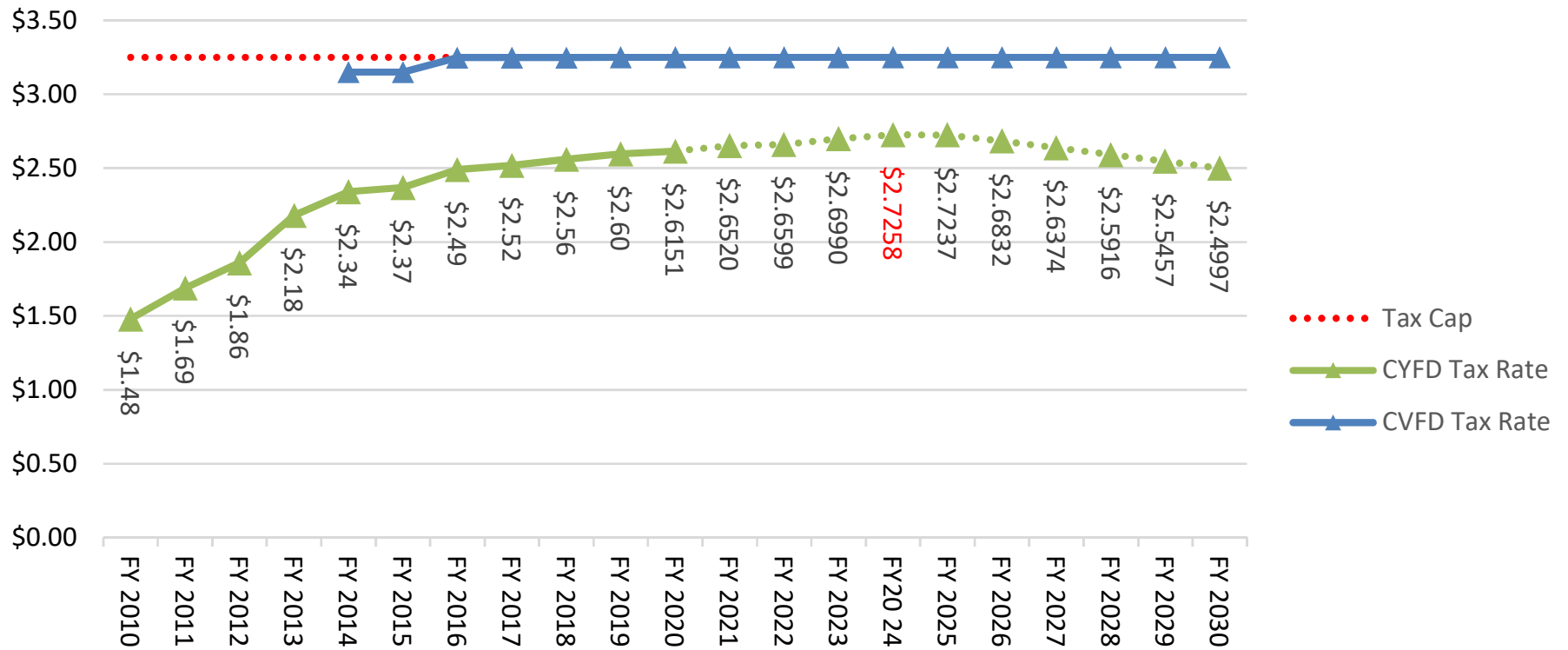
Central Yavapai Fire District
Final Budget FY 2020 -21
General Fund

		Budget FY 17	Budget FY 18	Budget FY 19	Actual -	Draft Budget FY 21	Budget Variance \$\$	Budget Variance %
Retained Funds								
6400.1	Audit &Accounting	2,000	3,000	5,000		7,500	2,500	50.00%
6405.1	Other Professional Services							
	Fire Board Election	-	80,000	-		80,000	80,000	-
6410.1	Legal Services - Routine	5,000	5,000	5,000		5,000	-	0.00%
6441.1	Fire Board Expenses	1,000	1,000	1,000		1,000	-	0.00%
							-	-
							-	-
Total Retained Funds		8,000	89,000	11,000		93,500	82,500	750.00%
Contingency		20,000	20,000	20,000		20,000	-	0.00%
Fire Authority Funding								
6700.1	Fire Authority Funding	15,626,194	16,792,072	18,334,210		19,765,185	1,430,975	7.80%
Total Expense Budget		15,654,194	16,901,072	18,365,210		19,878,685	1,513,475	8.24%

Projected Tax Rate - April 2020
Includes 250K escalating, 40 Hr, and COVID NAV's
No additional for wage increase



Projected Tax Rate - April 2020
Includes 250K escalating, 40 Hr, and COVID NAV's
3 cents additional for wage increase



Projected Tax Rate - April 2020
Includes 250K escalating, 40 Hr, and COVID NAV's
6 cents additional for wage increase

