

AGENDA

**Central Arizona Fire and Medical Authority
Chino Valley Fire District Board of Directors
CV Regular Meeting**

Monday, June 22, 2020, 4:00 pm - 4:30 pm

**Central Arizona Fire and Medical Authority, Administration, 8603 E. Eastridge Drive,
Prescott Valley**

NOTICE OF MEETING

Pursuant to A.R.S. § 38-431.02, notice is hereby given to the members of the Chino Valley Fire District Board of Directors and the general public that the **Chino Valley Fire District** will hold a meeting open to the public on **Monday, June 22, 2020 at 4:00 p.m.** The meeting will be held at the **Central Arizona Fire and Medical Authority, Administration, 8603 E. Eastridge Drive, Prescott Valley, Arizona.** The Board may vote to go into Executive Session on any agenda item, pursuant to A.R.S. §38-431.03(A)(3) for discussion and consultation for legal advice with the District's Attorney on matters as set forth in the agenda item. The following topics and any variables thereto, will be subject to Board consideration, discussion, approval, or other action. All items are set for possible action.

1. CALL TO ORDER / ROLL CALL OF BOARD MEMBERS
2. PLEDGE OF ALLEGIANCE
3. CALL TO THE PUBLIC

In accordance with A.R.S. §38-431.01(H) and as a matter of policy, the Chino Valley Fire District Board has decided to allow public comments as time permits. Therefore, those wishing to address the Board regarding an issue within the jurisdiction of this public body may do so in an orderly manner that includes completing a Call to the Public Form and submitting it to staff for the record. If a written statement is being read, please provide a copy to ensure it is entered into the record accurately. Individuals will be limited to speak for three (3) minutes and Call to the Public shall not exceed 15 minutes per meeting.

4. **CONSENT AGENDA**

All matters listed under consent agenda are considered to be routine by the Chino Valley Fire District Board and will be enacted by one motion. There will be no separate discussion on these items. Any item may be removed by a Board member and will be considered separately for motion, discussion and action.

- A. Approve Regular Session Minutes - May 21, 2020
- B. Approve General Fund Financial Statements
- C. Approve Bond Debt Service Financials

5. **PUBLIC HEARING - Fiscal Year 2020-2021 Budget**

6. **NEW BUSINESS**

- A. Motion, Discussion, and Action Regarding Approval of Resolution 2020-09 and FY 2020-2021 Final Budget and 5-Year Projection
- B. Motion, Discussion, and Action Regarding Approval of Chino Valley Fire District Fiscal

Certification for FY Budget 2020-2021

- C. Motion, Discussion, and Action Regarding Approval of Resolution 2020-10 Assignment of Equity for FY 2021
- D. Motion, Discussion, and Action Regarding Approval of FY 2021 Bond Tax Rate of \$0.2967
- E. Motion, Discussion, and Action Regarding Approval of Resolution 2020-11 Board Meeting Schedule and Monthly Fund Transfers

7. ADJOURNMENT

Disabled persons needing reasonable accommodations should call 928-772-7711 prior to the scheduled meeting.

MINUTES

**Central Arizona Fire and Medical Authority
Chino Valley Fire District Board of Directors
CV Regular Meeting
Thursday, May 21, 2020, 4:00 pm - 4:30 pm
Central Arizona Fire and Medical Authority, Administration, 8603 E. Eastridge Drive,
Prescott Valley**

In-Person Attendance

Dave Dobbs; Dave Tharp; Julie Pettit; Kathy Goodman; Susanne Dixon

Remote Attendance

Cyndy Dicus; Todd League

Not In Attendance

Nicolas Cornelius; Rick Mayday; Scott A Freitag

NOTICE OF MEETING

Pursuant to A.R.S. § 38-431.02, notice is hereby given to the members of the Chino Valley Fire District Board of Directors and the general public that the **Chino Valley Fire District** will hold a meeting open to the public on **Thursday, May 21, 2020 at 4:00 p.m.** The meeting will be held at the **Central Arizona Fire and Medical Authority, Administration, 8603 E. Eastridge Drive, Prescott Valley, Arizona.** The Board may vote to go into Executive Session on any agenda item, pursuant to A.R.S. §38-431.03(A)(3) for discussion and consultation for legal advice with the District's Attorney on matters as set forth in the agenda item. The following topics and any variables thereto, will be subject to Board consideration, discussion, approval, or other action. All items are set for possible action.

1. CALL TO ORDER / ROLL CALL OF BOARD MEMBERS

Clerk Dobbs called the meeting to order at 4:00 p.m.

2. PLEDGE OF ALLEGIANCE

Clerk Dobbs led the Pledge of Allegiance.

3. CALL TO THE PUBLIC

In accordance with A.R.S. §38-431.01(H) and as a matter of policy, the Chino Valley Fire District Board has decided to allow public comments as time permits. Therefore, those wishing to address the Board regarding an issue within the jurisdiction of this public body may do so in an orderly manner that includes completing a Call to the Public Form and submitting it to staff for the record. If a written statement is being read, please provide a copy to ensure it is entered into the record accurately. Individuals will be limited to speak for three (3) minutes and Call to the Public shall not exceed 15 minutes per meeting.

There were no public comments.

4. CONSENT AGENDA

All matters listed under consent agenda are considered to be routine by the Chino Valley Fire District Board and will be enacted by one motion. There will be no separate discussion on

these items. Any item may be removed by a Board member and will be considered separately for motion, discussion and action.

- A. Approve Regular Session Minutes - April 27, 2020
- B. Approve General Fund Financial Statements
- C. Approve Bond Debt Service Financials
- D. Approve Bond Fund 2007 Financials

Motion to approve items A, B, C, and D.

Move: Julie Pettit Second: Cyndy Dicus Status: Passed

Yes: Dave Dobbs, Cyndy Dicus, Julie Pettit, Todd League

5. NEW BUSINESS

- A. Motion, Discussion, and Action Regarding Approval of Tentative Fiscal Year 2020-2021 Budget

Chief Tharp stated that the three budgets presented are those requested by the Board for review. He noted that whichever budget is chosen will be a tentative budget, which means that the Board can reduce, but not increase the amount. The tentative budget will be posted for the statutorily required 20 days, during which time amounts listed on the budget may be moved around, and then the finalized budget will be presented at the June meeting.

Director Pettit recommended approving the tentative budget recommended by staff, at the higher level, so as not to sell CVFD short.

Chief Tharp clarified that the proposed budget for CVFD is at the 3.25% cap, so though he mentioned increases, this Board does not have the option to increase.

Director Pettit acknowledged, and noted that there is another Board to consider. The Board needs to make sure that CVFD is hitting the maximum as the budget is not finalized yet.

Motion to accept the tentative Fiscal Year 2020-2021 Budget for Chino Valley.

Move: Julie Pettit Second: Todd League Status: Passed

Yes: Dave Dobbs, Cyndy Dicus, Julie Pettit, Todd League

6. ADJOURNMENT

Motion to adjourn at 4:05 p.m.

Move: Julie Pettit Second: Todd League Status: Passed

Yes: Dave Dobbs, Cyndy Dicus, Julie Pettit, Todd League

scheduled meeting.

DRAFT

CHINO VALLEY FIRE DISTRICT
GENERAL FUND - CHECK RECONCILIATION MAY, 2020

Reconciliation:

Beginning Balance:	\$ 1,185,002.52
Deposits:	\$ 228,518.29
Transfer Out - Fire Authority:	\$ (1,069,426.13)
Interest Paid on Tax Roll Correct:	\$ -
Disbursements:	\$ -
Reversing Entry:	\$ -

Ending Balance:	\$ 344,094.68
------------------------	----------------------

Difference Between Balances:	\$ -
------------------------------	------

Bank Statement Balance:

Balance Per Bank:	\$ 344,094.68
Outstanding Checks:	\$ -
Outstanding Deposits:	\$ -
Reversing Entry:	\$ -

Ending Balance:	\$ 344,094.68
------------------------	----------------------

G/L Ending Balance:	\$ 344,094.68
---------------------	---------------

\$ 344,094.68

Deposits Per Bank Statement:

Real Estate Taxes:	\$ 202,130.82
Personal Property Taxes:	\$ 4,364.77
Fire District Assistance Tax:	\$ 21,831.90
Fire District Deposit:	\$ -
Transfer Out-Fire Authority:	\$ 1,069,426.13
ADOT & Fish and Game In Lieu:	\$ -
Interest Paid - Tax Roll Corrections	\$ -
Adjustments (Warrants Issued):	\$ -
Interest Income:	\$ 190.80
Correct errors made by County	\$ -

Ending Balance:	\$ 1,297,944.42
------------------------	------------------------

Bank Reconciliation Register:

Checks From Accounts Payable:	\$ -
-------------------------------	------

Total Checks:	\$ -
----------------------	-------------

Deposits From Accounts Receivable:	\$ -
Journal Entries From General Ledger:	\$ 1,297,944.42

Ending Balance:	\$ 1,297,944.42
------------------------	------------------------

Reconciliation Approved By:

Scott Freitag

Scott Freitag, Fire Chief

Digitally signed by Scott Freitag
Date: 2020.06.15 16:57:23 -07'00'

Reconciliation Reviewed By:

Dave Tharp

David Tharp, Assistant Chief of Administration

Digitally signed by Dave Tharp
Date: 2020.06.11 15:40:06 -07'00'

Reconciliation Prepared By:

Karen Butler

Karen Butler, Finance Specialist III

Digitally signed by Karen Butler
Date: 2020.06.11 09:42:47 -07'00'

CHINO VALLEY FIRE DISTRICT
General Fund Tax Collection Information

Total Levy Month	FY 15-16 \$3,481,052 Collected	FY 16-17 \$3,547,699 Collected	FY 17-18 \$3,707,996 Collected	FY 18-19 \$3,926,501 Collected	FY 19-20 \$4,190,442 Collected
July	\$32,572	\$10,160	\$24,936	\$21,890	\$14,597
%	0.936%	0.286%	0.672%	0.557%	0.348%
% To Date	0.9357%	0.2864%	0.6725%	0.5575%	0.3483%
August	\$26,909	\$18,803	\$10,622	\$12,226	\$10,746
%	0.773%	0.530%	0.286%	0.311%	0.256%
% To Date	1.7087%	0.8164%	0.9590%	0.8688%	0.6048%
September	\$296,716	\$182,315	\$178,141	\$25,209	\$30,894
%	8.524%	5.139%	4.804%	0.642%	0.737%
% To Date	10.2324%	5.9553%	5.7632%	1.5109%	1.3420%
October	\$1,237,993	\$834,512	\$1,503,325	\$1,610,381	\$1,807,742
%	35.564%	23.523%	40.543%	41.013%	43.140%
% To Date	45.7962%	29.4779%	46.3060%	42.5240%	44.4817%
November	\$289,817	\$866,615	\$290,266	\$498,787	\$373,908
%	8.326%	24.428%	7.828%	12.703%	8.923%
% To Date	54.1218%	53.9055%	54.1341%	55.2271%	53.4046%
December	\$220,662	\$227,672	\$223,661	\$236,727	\$286,760
%	6.3389%	6.4175%	6.0319%	6.0289%	6.8432%
% To Date	60.4607%	60.3229%	60.1659%	61.2560%	60.2478%
January	\$76,744	\$89,048	\$153,278	\$117,994	\$115,429
%	2.2046%	2.5100%	4.1337%	3.0051%	2.7546%
% To Date	62.6653%	62.8330%	64.2997%	64.2611%	63.0023%
February	\$87,184	\$94,094	\$95,262	\$54,476	\$104,991
%	2.5045%	2.6523%	2.5691%	1.3874%	2.5055%
% To Date	65.1698%	65.4852%	66.8688%	65.6485%	65.5078%
March	\$124,511	\$141,015	\$127,298	\$138,910	\$142,182
%	3.5768%	3.9748%	3.4331%	3.5377%	3.3930%
% To Date	68.7467%	69.4600%	70.3018%	69.1863%	68.9008%
April	\$910,876	\$821,855	\$794,289	\$955,634	\$983,917
%	26.1667%	23.1659%	21.4210%	24.3380%	23.4800%
% To Date	94.9134%	92.6259%	91.7228%	93.5243%	92.3809%
May	\$125,156	\$195,151	\$238,700	\$189,925	\$206,496
%	3.5954%	5.5008%	6.4374%	4.8370%	4.9278%
% To Date	98.5087%	98.1267%	98.1602%	98.3613%	97.3086%
June	\$66,848	\$66,097	\$80,520	\$84,895	\$0
%	1.9203%	1.8631%	2.1715%	2.1621%	0.0000%
% To Date	100.4290%	99.9898%	100.3318%	100.5234%	97.3086%
TOTALS	\$3,495,987	\$3,547,337	\$3,720,297	\$3,947,053	\$4,077,662
Delinquency	-0.4290%	0.0102%	-0.3318%	-0.5234%	2.6914%

CHINO VALLEY FIRE DISTRICT
FDAT Collection Information

Total Levy Month	FY 15-16 \$313,900 Collected	FY 16-17 \$313,900 Collected	FY 17-18 \$333,290 Collected	FY 18-19 \$333,290 Collected	FY 19-20 \$366,547 Collected
July	\$2,501	\$1,423	\$1,630	\$1,238	\$1,475
%	0.797%	0.453%	0.489%	0.371%	0.403%
% To Date	0.7966%	0.4533%	0.4891%	0.3715%	0.4025%
August	\$1,456	\$661	\$554	\$707	\$653
%	0.464%	0.211%	0.166%	0.212%	0.178%
% To Date	1.2606%	0.6638%	0.6553%	0.5835%	0.5806%
September	\$26,332	\$8,777	\$12,654	\$3,182	\$1,853
%	8.389%	2.796%	3.797%	0.955%	0.505%
% To Date	9.6492%	3.4600%	4.4520%	1.5382%	1.0861%
October	\$97,909	\$86,411	\$93,081	\$139,813	\$107,270
%	31.191%	27.528%	27.928%	41.949%	29.265%
% To Date	40.8405%	30.9881%	32.3799%	43.4877%	30.3510%
November	\$43,410	\$75,219	\$74,651	\$59,861	\$30,666
%	13.8292%	23.9628%	22.3983%	17.9606%	8.3663%
% To Date	54.6697%	54.9510%	54.7782%	61.4483%	38.7172%
December	\$20,201	\$24,923	\$21,663	\$25,413	\$112,035
%	6.4354%	7.9398%	6.4997%	7.6250%	30.5650%
% To Date	61.1052%	62.8907%	61.2779%	69.0733%	69.2822%
January	\$10,565	\$11,762	\$16,138	\$11,149	\$11,446
%	3.3658%	3.7471%	4.8420%	3.3450%	3.1227%
% To Date	64.4710%	66.6378%	66.1199%	72.4183%	72.4049%
February	\$7,946	\$8,291	\$8,056	\$7,409	\$10,419
%	2.531%	2.641%	2.417%	2.223%	2.842%
% To Date	67.0024%	69.2790%	68.5368%	74.6413%	75.2473%
March	\$12,018	\$12,638	\$12,174	\$13,713	\$13,361
%	3.8286%	4.0263%	3.6528%	4.1143%	3.6452%
% To Date	70.8310%	73.3052%	72.1897%	78.7556%	78.8925%
April	\$35,416	\$62,586	\$63,209	\$79,859	\$85,315
%	11.2825%	19.9382%	18.9651%	23.9607%	23.2754%
% To Date	82.1134%	93.2434%	91.1548%	102.7164%	102.1679%
May	\$51,376	\$23,662	\$23,731	\$18,881	\$21,832
%	16.3671%	7.5381%	7.1201%	5.6650%	5.9561%
% To Date	98.4805%	100.7815%	98.2749%	108.3813%	108.1240%
June	\$6,266	\$4,682	\$5,094	\$5,726	\$0
%	1.9962%	1.4917%	1.5285%	1.7181%	0.0000%
% To Date	100.4767%	102.2732%	99.8034%	110.0995%	108.1240%
TOTALS	\$315,396	\$321,035	\$332,635	\$366,951	\$396,325
Delinquency	-0.4767%	-2.2732%	0.1966%	-10.0995%	-8.1240%

100.0000% 100.0000% 100.0000% 100.0000% 100.0000%



2019 - 2020 Cash Flow by Month : MAY

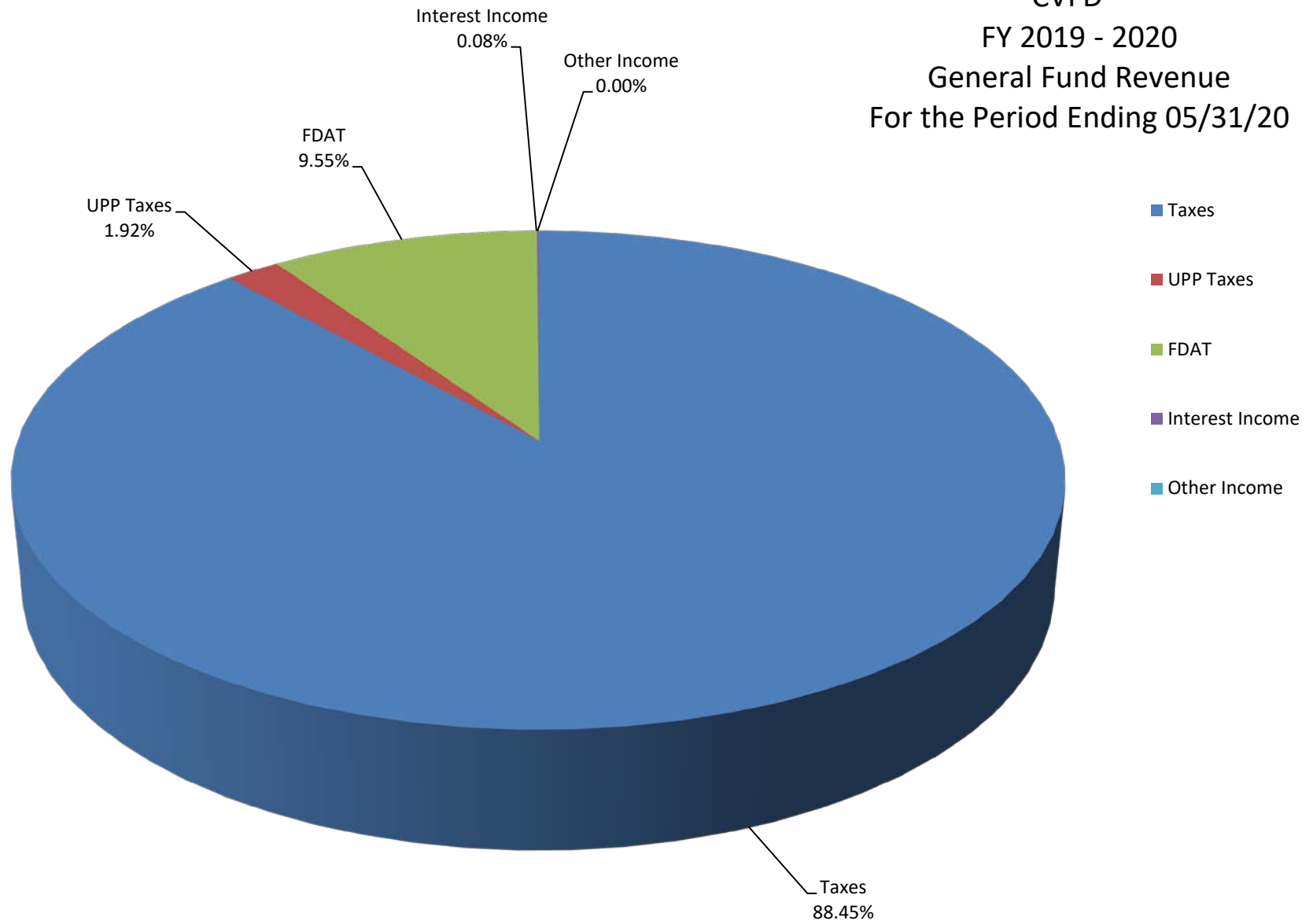
Actual												Projected
	July	Aug.	Sept.	Oct.	Nov.	Dec.	Jan.	Feb.	March	April	May	June
Revenues:												
Taxes	14,597	10,706	30,894	1,807,742	373,908	286,760	115,429	104,991	142,182	983,917	206,496	349,203
FDAT	1,475	692	1,853	107,270	30,666	112,035	11,446	10,419	13,361	85,315	21,832	30,546
Interest Income	410	897	990	118	(2)	3,262	588	-	760	194	191	-
Other Income	-	-	-	-	-	-	150	-	-	-	-	167
RevenueTotals:	16,483	12,296	33,737	1,915,130	404,572	402,057	127,613	115,410	156,303	1,069,426	228,518	379,916
Expenditures:												
Audit/Accounting, Election, Legal, Fire Board Expenses	305	126	1,970	-	-	1,713	4,000	-	203	45	-	916
Contingency	-	-	-	-	-	-	-	-	-	-	-	-
Fire Authority Funding	92,435	-	28,779	33,737	1,915,130	404,572	357,057	127,613	115,410	156,303	1,069,426	379,000
Miscellaneous	-	-	-	-	-	-	-	-	0	-	-	-
ExpenditureTotals:	92,740	126	30,749	33,737	1,915,130	406,284	361,057	127,613	115,613	156,348	1,069,426	379,916
Monthly Net Cash	(76,257)	12,170	2,988	1,881,394	(1,510,558)	(4,227)	(233,444)	(12,203)	40,690	913,078	(840,908)	0
Cumulative Net Cash	(76,257)	(64,087)	(61,099)	1,820,294	309,736	305,509	72,065	59,861	100,552	1,013,630	172,722	172,722

Cash Balance

**CHINO VALLEY FIRE DISTRICT
REVENUE GRAPH DATA**

	MAY, 2020	YTD	
	Revenue	Budget	%
Taxes	\$ 202,131	\$ 4,190,442	88.45
UPP Taxes	\$ 4,365	\$ -	1.92
FDAT	\$ 21,832	\$ 366,547	9.55
Interest Income	\$ 191	\$ -	0.08
Other Income	\$ -	\$ 2,000	0.00
TOTALS:	\$ 228,518	\$ 4,558,989	100.00

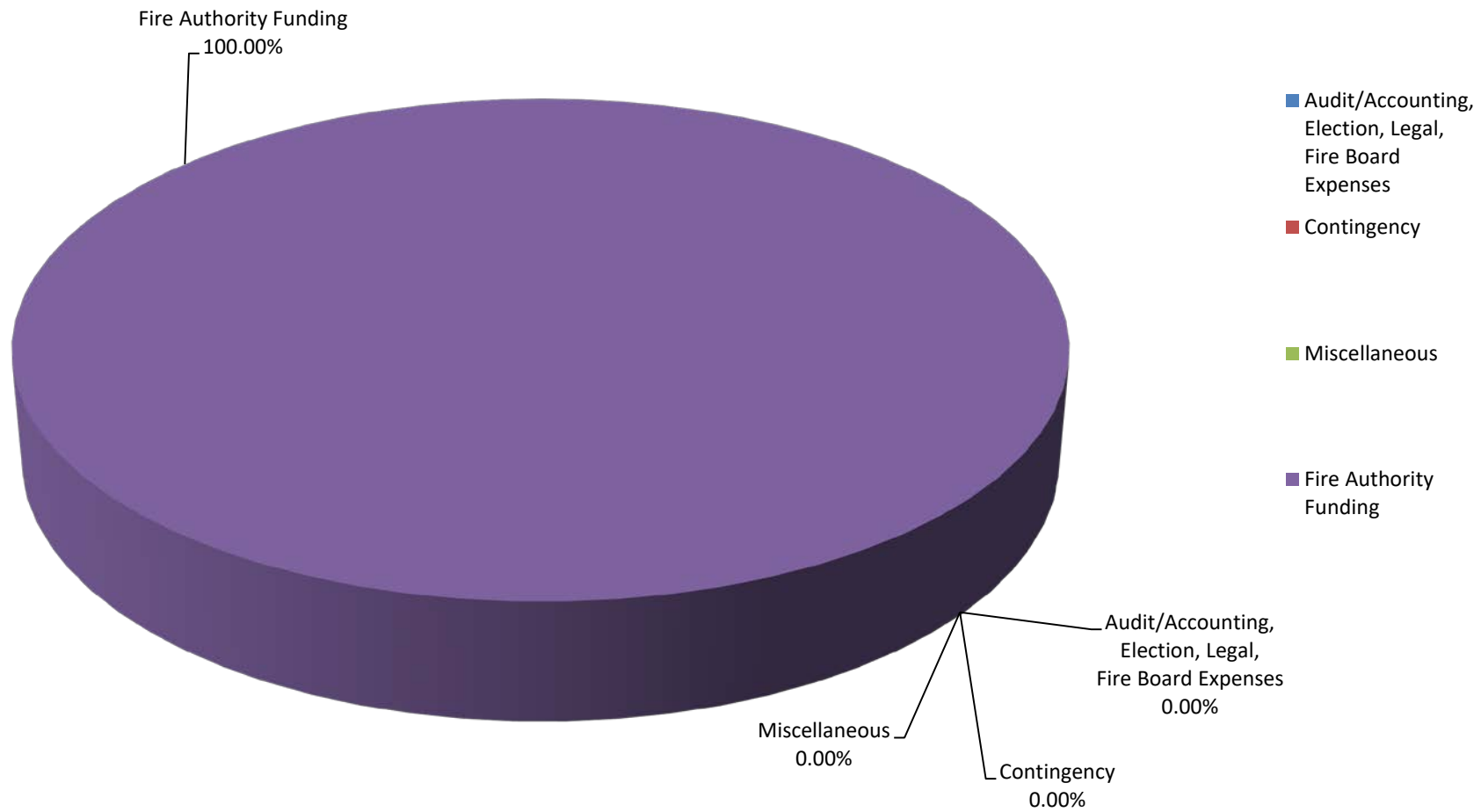
CVFD
FY 2019 - 2020
General Fund Revenue
For the Period Ending 05/31/20



**CHINO VALLEY FIRE DISTRICT
EXPENSE GRAPH DATA**

	MAY, 2020	YTD	
	Revenue	Budget	%
Audit/Accounting, Election, Legal, Fire Board Expenses	\$ -	\$ 11,000	-
Contingency	\$ -	\$ 20,000	-
Miscellaneous	\$ -	\$ -	-
Fire Authority Funding	\$ 1,069,426	\$ 4,547,989	100.00
TOTALS:	\$ 1,069,426	\$ 4,578,989	100.00

CVFD
FY 2019 - 2020
General Fund Expenditures
For the Period Ending 05/31/20



CHINO VALLEY FIRE DISTRICT
GENERAL FUND - MAY, 2020

Real Estate Taxes:	\$	202,130.82
UPP Taxes:	\$	4,364.77
FDAT:	\$	21,831.90
Interest Received:	\$	190.80
Other:	\$	-

TOTAL:	\$	228,518.29
---------------	-----------	-------------------

Transferred to CAFMA:	\$	1,069,426.13
------------------------------	-----------	---------------------



Yavapai County Treasurer

Monthly Statement

Date Range: 5/1/2020 to 5/31/2020

Chino Valley Fire Dist GF
Fund: 6065540000



Yavapai County Treasurer

Monthly Statement

Date Range: 5/1/2020 to 5/31/2020

Account	Period	YTD		
6065540000	Chino Valley Fire Dist GF			
Begin Balance:	1,185,047.52	201,574.02		
Income:	228,518.29 ✓	4,481,610.39		
LOC Advance:	.00	.00		
Expense:	(1,069,471.13)	(4,339,089.73)	LOC:	.00
LOC Payments:	.00	.00	Warrants Outstanding:	.00
Cash Balance:	344,094.68	344,094.68	End:	344,094.68



Yavapai County Treasurer

Monthly Statement

Date Range: 5/1/2020 to 5/31/2020

Monthly Statement Summary				
Source Code	Description		MTDAmount	YTDAmount
6065540000	Chino Valley Fire Dist GF	Beginning Balance:	1,185,047.52	201,574.02
11100.2008	2008 Real Estate Taxes		.00	85.17
11100.2009	2009 Real Estate Taxes		.00	114.91
11100.2010	2010 Real Estate Taxes		.00	105.51
11100.2011	2011 Real Estate Taxes		.00	80.64
11100.2012	2012 Real Estate Taxes		.00	61.54
11100.2013	2013 Real Estate Taxes		.00	61.68
11100.2014	2014 Real Estate Taxes		.00	41.44
11100.2015	2015 Real Estate Taxes		.00	44.74
11100.2016	2016 Real Estate Taxes		.00	(119.65)
11100.2017	2017 Real Estate Taxes		.00	(108.95)
11100.2018	2018 Real Estate Taxes		.00	82,715.78
11100.2019	2019 Real Estate Taxes		202,130.82	3,905,643.40
12100.2004	2004 Personal Property Taxes		.00	13.22
12100.2007	2007 Personal Property Taxes		.00	132.89
12100.2009	2009 Personal Property Taxes		.00	61.49
12100.2010	2010 Personal Property Taxes		.00	83.39
12100.2011	2011 Personal Property Taxes		.00	30.71
12100.2012	2012 Personal Property Taxes		20.23	20.23
12100.2013	2013 Personal Property Taxes		20.28	20.28
12100.2014	2014 Personal Property Taxes		23.89	81.51
12100.2015	2015 Personal Property Taxes		20.85	129.71
12100.2016	2016 Personal Property Taxes		47.46	390.58
12100.2017	2017 Personal Property Taxes		20.86	516.29
12100.2018	2018 Personal Property Taxes		419.14	3,381.47
12100.2019	2019 Personal Property Taxes		3,792.06	84,074.04
37130.0	ADOT & Fish and Game In-lieu		.00	149.65
37150.0	FDAT Distributions		21,831.90	396,325.12
38108.0	Interest on Investments ICM		.00	2,048.72
38109.0	Interest on Investments St Treas		190.80	5,424.88
90002.0	Interest Pd on Tax Roll Corrections		.00	(65.93)
91032.0	Warrants Redeemed		(45.00)	(38,562.76)
91702.0	Transfer out		(1,069,426.13)	(4,300,461.04)
		Ending Balance:	344,094.68	344,094.68

Monthly Statement Detail			
Date	Notes	Doc #	Amount C/D



Yavapai County Treasurer

Monthly Statement

Date Range: 5/1/2020 to 5/31/2020

6065540000 Chino Valley Fire Dist GF			Beginning Balance: 1,185,047.52	
11100.2019 2019 Real Estate Taxes			Source Code Total: 202,130.82	
05/01	Tax Distribution	0	7,703.38	C
05/01	Tax Distribution	0	79,625.39	C
05/01	Tax Distribution	0	826.28	C
05/01	Tax Distribution	0	3,111.64	C
05/01	Tax Distribution	0	13,253.60	C
05/01	Tax Distribution	0	2,614.61	C
05/01	Tax Distribution	0	3,293.27	C
05/04	Tax Distribution	0	859.18	C
05/04	Tax Distribution	0	4,206.95	C
05/04	Tax Distribution	0	(148.24)	C
05/04	Tax Distribution	0	4,917.60	C
05/04	Tax Distribution	0	4,017.56	C
05/04	Tax Distribution	0	1,847.34	C
05/05	Tax Distribution	0	4,739.48	C
05/05	Tax Distribution	0	1,223.92	C
05/05	Tax Distribution	0	4,316.25	C
05/05	Tax Distribution	0	4,657.91	C
05/05	Tax Distribution	0	259.50	C
05/06	Tax Distribution	0	5,056.10	C
05/06	Tax Distribution	0	2,344.90	C
05/06	Tax Distribution	0	10,364.12	C
05/06	Tax Distribution	0	2,262.21	C
05/06	Tax Distribution	0	491.24	C
05/07	Tax Distribution	0	1,734.06	C
05/07	Tax Distribution	0	109.03	C
05/07	Tax Distribution	0	850.79	C
05/07	Tax Distribution	0	891.04	C
05/07	Tax Distribution	0	1,580.15	C
05/08	Tax Distribution	0	746.91	C
05/08	Tax Distribution	0	580.14	C
05/08	Tax Distribution	0	1,422.88	C
05/08	Tax Distribution	0	1,094.92	C
05/11	Tax Distribution	0	939.54	C
05/11	Tax Distribution	0	(908.48)	C
05/11	Tax Distribution	0	323.83	C
05/11	Tax Distribution	0	45.42	C
05/12	Tax Distribution	0	186.69	C
05/12	Tax Distribution	0	551.46	C
05/12	Tax Distribution	0	628.56	C
05/12	Tax Distribution	0	994.17	C
05/13	Tax Distribution	0	23.27	C



Yavapai County Treasurer

Monthly Statement

Date Range: 5/1/2020 to 5/31/2020

05/13	Tax Distribution	0	1,326.36	C
05/13	Tax Distribution	0	853.06	C
05/13	Tax Distribution	0	350.58	C
05/14	Tax Distribution	0	1,227.50	C
05/14	Tax Distribution	0	958.13	C
05/14	Tax Distribution	0	644.92	C
05/15	Tax Distribution	0	3,585.83	C
05/18	Tax Distribution	0	1,161.02	C
05/18	Tax Distribution	0	317.10	C
05/19	Tax Distribution	0	714.02	C
05/20	Tax Distribution	0	978.29	C
05/20	Tax Distribution	0	691.46	C
05/20	Tax Distribution	0	803.64	C
05/21	Tax Distribution	0	290.26	C
05/21	Tax Distribution	0	85.51	C
05/21	Tax Distribution	0	264.12	C
05/22	Tax Distribution	0	81.39	C
05/22	Tax Distribution	0	534.92	C
05/26	Tax Distribution	0	359.52	C
05/26	Tax Distribution	0	239.69	C
05/26	Tax Distribution	0	475.16	C
05/27	Tax Distribution	0	540.93	C
05/27	Tax Distribution	0	5,653.10	C
05/27	Tax Distribution	0	2,272.44	C
05/27	Tax Distribution	0	292.68	C
05/28	Tax Distribution	0	231.09	C
05/28	Tax Distribution	0	655.79	C
05/28	Tax Distribution	0	1,044.76	C
05/29	Tax Distribution	0	267.10	C
05/29	Tax Distribution	0	1,591.88	C
12100.2012 2012 Personal Property Taxes			Source Code Total: 20.23	
05/29	Tax Distribution	0	20.23	C
12100.2013 2013 Personal Property Taxes			Source Code Total: 20.28	
05/29	Tax Distribution	0	20.28	C
12100.2014 2014 Personal Property Taxes			Source Code Total: 23.89	
05/11	Tax Distribution	0	3.60	C
05/29	Tax Distribution	0	20.29	C
12100.2015 2015 Personal Property Taxes			Source Code Total: 20.85	
05/29	Tax Distribution	0	20.85	C
12100.2016 2016 Personal Property Taxes			Source Code Total: 47.46	
05/05	Tax Distribution	0	7.93	C
05/07	Tax Distribution	0	18.66	C
05/29	Tax Distribution	0	20.87	C



Yavapai County Treasurer

Monthly Statement

Date Range: 5/1/2020 to 5/31/2020

12100.2017 2017 Personal Property Taxes			Source Code Total: 20.86	
05/29	Tax Distribution	0	20.86	C
12100.2018 2018 Personal Property Taxes			Source Code Total: 419.14	
05/04	Tax Distribution	0	136.01	C
05/04	Tax Distribution	0	106.37	C
05/15	Tax Distribution	0	155.90	C
05/29	Tax Distribution	0	20.86	C
12100.2019 2019 Personal Property Taxes			Source Code Total: 3,792.06	
05/01	Tax Distribution	0	1,388.72	C
05/01	Tax Distribution	0	144.49	C
05/01	Tax Distribution	0	256.74	C
05/01	Tax Distribution	0	266.62	C
05/04	Tax Distribution	0	169.32	C
05/04	Tax Distribution	0	304.88	C
05/04	Tax Distribution	0	198.24	C
05/04	Tax Distribution	0	7.20	C
05/05	Tax Distribution	0	84.87	C
05/05	Tax Distribution	0	75.01	C
05/05	Tax Distribution	0	175.83	C
05/06	Tax Distribution	0	40.95	C
05/06	Tax Distribution	0	22.94	C
05/07	Tax Distribution	0	73.48	C
05/07	Tax Distribution	0	32.34	C
05/08	Tax Distribution	0	38.49	C
05/11	Tax Distribution	0	93.64	C
05/11	Tax Distribution	0	26.19	C
05/12	Tax Distribution	0	28.14	C
05/13	Tax Distribution	0	83.91	C
05/14	Tax Distribution	0	51.23	C
05/14	Tax Distribution	0	17.64	C
05/15	Tax Distribution	0	182.85	C
05/18	Tax Distribution	0	.42	C
05/28	Tax Distribution	0	7.06	C
05/29	Tax Distribution	0	20.86	C
37150.0 FDAT Distributions			Source Code Total: 21,831.90	
05/01	Fire Dist Assistance Tax 0.146399	0	10,999.44	C
05/04	Fire Dist Assistance Tax 0.146399	0	1,489.56	C
05/05	Fire Dist Assistance Tax 0.146399	0	3,464.95	C
05/06	Fire Dist Assistance Tax 0.146399	0	2,171.67	C
05/07	Fire Dist Assistance Tax 0.146399	0	974.27	C
05/08	Fire Dist Assistance Tax 0.146399	0	469.63	C
05/11	Fire Dist Assistance Tax 0.146399	0	209.92	C
05/12	Fire Dist Assistance Tax 0.146399	0	232.69	C



Yavapai County Treasurer

Monthly Statement

Date Range: 5/1/2020 to 5/31/2020

05/13	Fire Dist Assistance Tax 0.146399	0	273.70	C
05/14	Fire Dist Assistance Tax 0.146399	0	117.93	C
05/15	Fire Dist Assistance Tax 0.146399	0	18.44	C
05/18	Fire Dist Assistance Tax 0.146399	0	51.80	C
05/19	Fire Dist Assistance Tax 0.146399	0	58.05	C
05/20	Fire Dist Assistance Tax 0.146399	0	60.96	C
05/21	Fire Dist Assistance Tax 0.146399	0	185.17	C
05/22	Fire Dist Assistance Tax 0.146399	0	107.18	C
05/26	Fire Dist Assistance Tax 0.146399	0	357.07	C
05/27	Fire Dist Assistance Tax 0.146399	0	375.91	C
05/28	Fire Dist Assistance Tax 0.146399	0	133.91	C
05/29	Fire Dist Assistance Tax 0.146399	0	79.65	C
38109.0 Interest on Investments St Treas			Source Code Total: 190.80	
05/28	Investment Interest	0	190.80	C
91032.0 Warrants Redeemed			Source Code Total: (45.00)	
05/05	Paid Warrants	0	(45.00)	D
91702.0 Transfer out			Source Code Total: (1,069,426.13)	
05/20	Tfr'd per CAFMA 5/19/20 email request	0	(1,069,426.13)	D
6065540000 Chino Valley Fire Dist GF			Ending Balance: 344,094.68	

Warrant Detail

Payee Name	Warrant	Amount	Issue Dt	Status Dt	Voucher
6065540000 Chino Valley Fire Dist GF		Account Total: 45.00			
Fund: 0655		Fund Total: 45.00			
Status: PAID		Status Total: 45.00			
/	0706550017	45.00	04/20/20	05/05/20	
		Count	Amount		
Total PAID:		1	45.00		

Chino Valley Fire District
Bank Reconciliation Summary
For the Bank Statement ending: 5/31/2020

BANK CONTROL ID: GEN - GENERAL FUND		DESC: GENERAL FUND	ACCOUNT NO: 000000000000000
	Beginning Balance:	05/01/20	\$1,185,047.52
	Deposits and Credits:		\$228,518.29
	Checks and Charges:		(\$1,069,471.13)
	Adjustments:		\$0.00
	Ending Balance Per Reconciliation:		\$344,094.68
	Ending Balance Per Bank Statement:	05/31/20	\$344,094.68
	* Outstanding Deposits and Credits:	05/31/20	\$0.00
	* Outstanding Checks and Charges:	05/31/20	\$0.00
	Ending Book Balance:	05/31/20	\$344,094.68

* Outstanding amounts are all outstanding credits and charges dated prior or equal to the Reconciliation date.

GEN		General Fund			0000000000000000	
Date	Document	Description	Module	Company	Amount	
04/20/20	706550017	Nicolas J. Cornelius	AP	CHINOV	\$45.00	
05/31/20	Cash With Yav Cty	Fire Authority Funding	GL	CHINOV	\$1,069,426.13	
TOTAL CHECKS AND CHARGES CLEARED:					\$1,069,471.13	

Chino Valley Fire District
BR Checks and Charges Outstanding
For the Bank Statement ending:

<u>Date</u>	<u>Document</u>	<u>Description</u>	<u>Module</u>	<u>Company</u>	<u>Amount</u>
-------------	-----------------	--------------------	---------------	----------------	---------------

TOTAL CHECKS AND CHARGES OUTSTANDING:

Chino Valley Fire District
BR Deposits and Credits Cleared
For the Bank Statement ending: 5/31/20

GEN		General Fund			0000000000000000
Date	Document	Description	Module	Company	Amount
05/31/20	Cash With Yav Cty	GF Tax and Interest Revenue 05	GL	CHINOV	\$228,518.29
TOTAL DEPOSITS AND CREDITS CLEARED:					\$228,518.29

Chino Valley Fire District
BR Deposits and Credits Outstanding
For the Bank Statement ending:

Date	Document	Description	Module	Company	Amount
------	----------	-------------	--------	---------	--------

TOTAL DEPOSITS AND CREDITS OUTSTANDING:

Document Number	Date	BR Status	Void?	Description	Date Cleared	Amount
MODULE: JOURNAL ENTRIES FROM GENERAL LEDGER						
BANK CONTROL ID: GEN - GENERAL FUND						
Cash With Yav Cty	05/31/20	Marked	No	Fire Authority Funding	06/11/20	\$1,069,426.13
Cash With Yav Cty	05/31/20	Marked	No	GF Tax and Interest Revenue 05	06/11/20	\$228,518.29
SUB TOTAL FOR BANK:						\$1,297,944.42
TOTAL FOR MODULE:						\$1,297,944.42

Chino Valley Fire District
BR Adjustments Report
For the Bank Statement ending:

Date	Document	Description	GL Account	Offset Amt	Adj. Amt
------	----------	-------------	------------	------------	----------

DOCUMENT:

ADJUSTMENT DOCUMENT " TOTAL:

TOTAL FOR ALL ADJUSTMENTS:

6/11/20
8:33:50 AM

Chino Valley Fire District
Income Statement
(Original Budget to Actual Comparison)
For the period of 5/1/2020 Through 5/31/2020

Fund: (10) General Fund

	Account	Actual	Current Period Budget	Variance	%	Actual	Year To Date Budget	Variance	%
<u>Revenues</u>									
Real Estate Tax	10400000000	\$202,130.82	\$0.00	\$202,130.82	0.0%	\$3,988,726.21	\$4,190,442.00	\$(201,715.79)	(4.8)%
Personal Property Tax	10410000000	4,364.77	0.00	4,364.77	0.0	88,935.81	0.00	88,935.81	0.0
Fire District Assistance Tax	10420000000	21,831.90	0.00	21,831.90	0.0	396,325.12	366,547.00	29,778.12	8.1
Interest Income-General Fund	10490000000	190.80	0.00	190.80	0.0	7,408.02	0.00	7,408.02	0.0
Rebates/Refunds	10500000000	0.00	0.00	0.00	0.0	0.00	2,000.00	(2,000.00)	(100.0)
Misc. Revenues	10510000000	0.00	0.00	0.00	0.0	149.65	0.00	149.65	0.0
Net Revenues		\$228,518.29	\$0.00	\$228,518.29	0.0 %	\$4,481,544.81	\$4,558,989.00	\$(77,444.19)	(1.7)%
<u>Program Expenses</u>									
Fire Authority Funding	10670010000	\$1,069,426.13	\$0.00	\$(1,069,426.13)	0.0%	\$4,300,461.04	\$4,547,989.00	\$247,527.96	5.4%
Total Program Expenses		\$1,069,426.13	\$0.00	\$(1,069,426.13)	0.0 %	\$4,300,461.04	\$4,547,989.00	\$247,527.96	5.4 %
<u>Fund Raising Expenses</u>									
Audit & Accounting	10640010000	\$0.00	\$0.00	\$0.00	0.0%	\$6,985.00	\$5,000.00	\$(1,985.00)	(39.7)%
Legal Services - Routine	10641010000	0.00	0.00	0.00	0.0	1,250.00	5,000.00	3,750.00	75.0
Legal Services-Non Routine	10641010600	0.00	0.00	0.00	0.0	0.00	1,000.00	1,000.00	100.0
Fire Board Expenses	10644110000	0.00	0.00	0.00	0.0	125.53	0.00	(125.53)	0.0
Misc/Admin	10661010000	0.00	0.00	0.00	0.0	0.35	0.00	(0.35)	0.0
Total Fund Raising Expenses		\$0.00	\$0.00	\$0.00	0.0 %	\$8,360.88	\$11,000.00	\$2,639.12	24.0 %
Total Expenses		\$1,069,426.13		\$(1,069,426.13)		\$4,308,821.92	\$4,558,989.00	\$250,167.08	5.5%
Income (Loss) from Operations		\$(840,907.84)	\$0.00	\$(840,907.84)	0.0%	\$172,722.89	\$0.00	\$172,722.89	0.0%
<u>Other Income (Expense)</u>									
Capital Outlay-Building OPS	10772030000	\$0.00	\$0.00	\$0.00	0.0%	\$(29,977.23)	\$0.00	\$(29,977.23)	0.0%
Total Other Income (Expense)		\$0.00	\$0.00	\$0.00	0.0 %	\$(29,977.23)	\$0.00	\$(29,977.23)	0.0 %
Net Income (Loss)		\$(840,907.84)	\$0.00	\$(840,907.84)	0.0%	\$142,745.66	\$0.00	\$142,745.66	0.0%

6/11/20
8:34:06 AM

Chino Valley Fire District

Balance Sheet

As of 5/31/2020

Fund: (10) General Fund

Assets

Current Assets

Cash with Yavapai County	\$344,094.68	
Taxes Receivable	124,421.50	
Total Current Assets		\$468,516.18
Total Assets		\$468,516.18

Liabilities and Net Assets

Current Liabilities

Accounts Payable	\$305.00	
CAFMA Accounts Payable	92,434.52	
Total Current Liabilities		\$92,739.52
Total Liabilities		\$92,739.52

Net Assets

Fund Balance	\$(3,430,633.98)	
Current Year Net Assets	142,745.66	
Total Net Assets		(3,287,888.32)
Total Liabilities and Net Assets		\$(3,195,148.80)

Chino Valley Fire District
GL Account Ledger - Detail By Period
5/1/2020 through 5/31/2020

Batch	Journal	Entry #	Date	Job	Document	Description	Debits	Credits	Balance
10.1100.0.0.000			CASH WITH YAVAPAI COUNTY						\$1,185,002.52
2111	GJ	143520	05/31/20		Cash With Yav Cty	Fire Authority Funding	-	1,069,426.13	115,576.39
2112	GJ	143521	05/31/20		Cash With Yav Cty	GF Tax and Interest Revenue 05.2020	228,518.29	-	344,094.68
CASH WITH YAVAPAI COUNTY TOTALS:							\$228,518.29	\$1,069,426.13	\$344,094.68
TOTAL OF LEDGER:							\$228,518.29	\$1,069,426.13	\$344,094.68

Chino Valley Fire District
GL Trial Balance Worksheet
For The Period of 5/1/2020 through 5/31/2020

Account	Description	Balances				Adjustments
		Beginning	Debits	Credits	Ending	
10.1100.0.0.000	Cash with Yavapai County	\$1,185,002.52	\$228,518.29	\$1,069,426.13	\$344,094.68	
TOTALS:		<u>\$1,185,002.52</u>	<u>\$228,518.29</u>	<u>\$1,069,426.13</u>	<u>\$344,094.68</u>	

CHINO VALLEY FIRE DISTRICT
BOND DEBT SERVICE ACCOUNT: 6-65640-7000
BANK RECONCILIATION MAY, 2020

Reconciliation:

Beginning Balance (CVFD):	\$	467,968.16
Deposits:	\$	20,666.85
Disbursements:	\$	-
Interest Income:	\$	-
Principal and Interest payments	\$	-
Interest Paid Interest Correction	\$	-
Ending Balance:	\$	488,635.01

Difference Between Balances: \$ -

Bank Statement Balance:

Balance Per Bank:	\$	488,635.01
Outstanding Adjustments:	\$	-

Ending Balance: \$ 488,635.01


Deposits Per Bank Statement:

Fire District Deposits:	\$	-
Real Estate Taxes:	\$	20,104.97
Personal Property Taxes:	\$	440.55
Interest Revenue:	\$	121.33
Ending Balance:	\$	20,666.85

Reconciliation Approved By:

Scott Freitag


Scott Freitag, Fire Chief

 Digitally signed by Scott Freitag
Date: 2020.06.15 16:58:08 -07'00'

Reconciliation Reviewed By:

Dave Tharp

David Tharp, Assistant Chief of Administration

 Digitally signed by Dave Tharp
Date: 2020.06.11 15:42:50 -07'00'

Reconciliation Prepared By:

Karen Butler

Karen Butler, Finance Specialist III

 Digitally signed by Karen Butler
Date: 2020.06.11 09:27:20 -07'00'

CHINO VALLEY FIRE DISTRICT
BOND DEBT FUND - MAY, 2020

Real Estate Taxes:	\$	20,104.97
UPP Taxes:	\$	440.55
Interest Received:	\$	121.33
Other:	\$	-

TOTAL:	\$	20,666.85
---------------	-----------	------------------



Yavapai County Treasurer

Monthly Statement

Date Range: 5/1/2020 to 5/31/2020

Chino Valley Fire Dist BDS
Fund: 6065640700



Yavapai County Treasurer

Monthly Statement

Date Range: 5/1/2020 to 5/31/2020

Account	Period	YTD		
6065640700	Chino Valley Fire Dist BDS			
Begin Balance:	467,968.16	129,476.11		
Income:	20,666.85 ✓	415,302.69		
LOC Advance:	.00	.00		
Expense:	.00	(56,143.79)	LOC:	.00
LOC Payments:	.00	.00	Warrants Outstanding:	.00
Cash Balance:	488,635.01	488,635.01	End:	488,635.01



Yavapai County Treasurer

Monthly Statement

Date Range: 5/1/2020 to 5/31/2020

Monthly Statement Summary

Source Code	Description		MTDAmount	YTDAmount
6065640700	Chino Valley Fire Dist BDS	Beginning Balance:	467,968.16	129,476.11
11100.2008	2008 Real Estate Taxes		.00	10.16
11100.2009	2009 Real Estate Taxes		.00	14.52
11100.2010	2010 Real Estate Taxes		.00	11.30
11100.2011	2011 Real Estate Taxes		.00	9.66
11100.2012	2012 Real Estate Taxes		.00	5.86
11100.2013	2013 Real Estate Taxes		.00	8.20
11100.2014	2014 Real Estate Taxes		.00	5.54
11100.2015	2015 Real Estate Taxes		.00	5.66
11100.2016	2016 Real Estate Taxes		.00	(14.03)
11100.2017	2017 Real Estate Taxes		.00	(12.35)
11100.2018	2018 Real Estate Taxes		.00	8,872.25
11100.2019	2019 Real Estate Taxes		20,104.97	388,474.00
12100.2007	2007 Personal Property Taxes		.00	10.13
12100.2009	2009 Personal Property Taxes		.00	7.79
12100.2010	2010 Personal Property Taxes		.00	8.94
12100.2011	2011 Personal Property Taxes		.00	3.68
12100.2012	2012 Personal Property Taxes		1.93	1.93
12100.2013	2013 Personal Property Taxes		2.70	2.70
12100.2014	2014 Personal Property Taxes		3.19	10.89
12100.2015	2015 Personal Property Taxes		2.63	16.40
12100.2016	2016 Personal Property Taxes		5.57	45.83
12100.2017	2017 Personal Property Taxes		2.36	58.51
12100.2018	2018 Personal Property Taxes		44.96	362.71
12100.2019	2019 Personal Property Taxes		377.21	8,362.42
37130.0	ADOT & Fish and Game in-lieu		.00	.54
38108.0	Interest on Investments ICM		.00	3,470.83
38109.0	Interest on Investments St Treas		121.33	5,548.62
90002.0	Interest Pd on Tax Roll Corrections		.00	(7.54)
92185.0	Paying Agent Fees		.00	(420.00)
92190.0	Bond Interest Payment		.00	(55,716.25)
		Ending Balance:	488,635.01	488,635.01

Monthly Statement Detail

Date	Notes	Doc #	Amount	C/D
6065640700	Chino Valley Fire Dist BDS		Beginning Balance: 467,968.16	
11100.2019	2019 Real Estate Taxes		Source Code Total: 20,104.97	
05/01	Tax Distribution	0	766.22	C
05/01	Tax Distribution	0	7,919.95	C



Yavapai County Treasurer

Monthly Statement

Date Range: 5/1/2020 to 5/31/2020

05/01	Tax Distribution	0	82.17	C
05/01	Tax Distribution	0	309.55	C
05/01	Tax Distribution	0	1,318.26	C
05/01	Tax Distribution	0	260.07	C
05/01	Tax Distribution	0	327.57	C
05/04	Tax Distribution	0	85.46	C
05/04	Tax Distribution	0	418.47	C
05/04	Tax Distribution	0	(14.75)	C
05/04	Tax Distribution	0	489.14	C
05/04	Tax Distribution	0	399.61	C
05/04	Tax Distribution	0	183.74	C
05/05	Tax Distribution	0	471.41	C
05/05	Tax Distribution	0	121.74	C
05/05	Tax Distribution	0	429.29	C
05/05	Tax Distribution	0	463.30	C
05/05	Tax Distribution	0	25.81	C
05/06	Tax Distribution	0	502.87	C
05/06	Tax Distribution	0	233.26	C
05/06	Tax Distribution	0	1,030.88	C
05/06	Tax Distribution	0	225.00	C
05/06	Tax Distribution	0	48.85	C
05/07	Tax Distribution	0	172.49	C
05/07	Tax Distribution	0	10.84	C
05/07	Tax Distribution	0	84.62	C
05/07	Tax Distribution	0	88.64	C
05/07	Tax Distribution	0	157.18	C
05/08	Tax Distribution	0	74.29	C
05/08	Tax Distribution	0	57.70	C
05/08	Tax Distribution	0	141.53	C
05/08	Tax Distribution	0	108.90	C
05/11	Tax Distribution	0	93.45	C
05/11	Tax Distribution	0	(90.36)	C
05/11	Tax Distribution	0	32.21	C
05/11	Tax Distribution	0	4.52	C
05/12	Tax Distribution	0	18.57	C
05/12	Tax Distribution	0	54.85	C
05/12	Tax Distribution	0	62.51	C
05/12	Tax Distribution	0	98.89	C
05/13	Tax Distribution	0	2.31	C
05/13	Tax Distribution	0	131.93	C
05/13	Tax Distribution	0	84.86	C
05/13	Tax Distribution	0	34.87	C
05/14	Tax Distribution	0	122.09	C



Yavapai County Treasurer

Monthly Statement

Date Range: 5/1/2020 to 5/31/2020

05/14	Tax Distribution	0	95.30	C
05/14	Tax Distribution	0	64.14	C
05/15	Tax Distribution	0	356.65	C
05/18	Tax Distribution	0	115.47	C
05/18	Tax Distribution	0	31.54	C
05/19	Tax Distribution	0	71.03	C
05/20	Tax Distribution	0	97.30	C
05/20	Tax Distribution	0	68.77	C
05/20	Tax Distribution	0	79.94	C
05/21	Tax Distribution	0	28.87	C
05/21	Tax Distribution	0	8.50	C
05/21	Tax Distribution	0	26.28	C
05/22	Tax Distribution	0	8.10	C
05/22	Tax Distribution	0	53.20	C
05/26	Tax Distribution	0	35.77	C
05/26	Tax Distribution	0	23.84	C
05/26	Tax Distribution	0	47.26	C
05/27	Tax Distribution	0	53.81	C
05/27	Tax Distribution	0	562.29	C
05/27	Tax Distribution	0	226.00	C
05/27	Tax Distribution	0	29.12	C
05/28	Tax Distribution	0	22.98	C
05/28	Tax Distribution	0	65.22	C
05/28	Tax Distribution	0	103.93	C
05/29	Tax Distribution	0	26.57	C
05/29	Tax Distribution	0	158.33	C
12100.2012 2012 Personal Property Taxes			Source Code Total: 1.93	
05/29	Tax Distribution	0	1.93	C
12100.2013 2013 Personal Property Taxes			Source Code Total: 2.70	
05/29	Tax Distribution	0	2.70	C
12100.2014 2014 Personal Property Taxes			Source Code Total: 3.19	
05/11	Tax Distribution	0	.48	C
05/29	Tax Distribution	0	2.71	C
12100.2015 2015 Personal Property Taxes			Source Code Total: 2.63	
05/29	Tax Distribution	0	2.63	C
12100.2016 2016 Personal Property Taxes			Source Code Total: 5.57	
05/05	Tax Distribution	0	.93	C
05/07	Tax Distribution	0	2.19	C
05/29	Tax Distribution	0	2.45	C
12100.2017 2017 Personal Property Taxes			Source Code Total: 2.36	
05/29	Tax Distribution	0	2.36	C
12100.2018 2018 Personal Property Taxes			Source Code Total: 44.96	
05/04	Tax Distribution	0	14.59	C



Yavapai County Treasurer

Monthly Statement

Date Range: 5/1/2020 to 5/31/2020

05/04	Tax Distribution	0	11.41	C
05/15	Tax Distribution	0	16.72	C
05/29	Tax Distribution	0	2.24	C
12100.2019 2019 Personal Property Taxes			Source Code Total: 377.21	
05/01	Tax Distribution	0	138.13	C
05/01	Tax Distribution	0	14.38	C
05/01	Tax Distribution	0	25.54	C
05/01	Tax Distribution	0	26.52	C
05/04	Tax Distribution	0	16.84	C
05/04	Tax Distribution	0	30.32	C
05/04	Tax Distribution	0	19.71	C
05/04	Tax Distribution	0	.72	C
05/05	Tax Distribution	0	8.44	C
05/05	Tax Distribution	0	7.47	C
05/05	Tax Distribution	0	17.49	C
05/06	Tax Distribution	0	4.07	C
05/06	Tax Distribution	0	2.28	C
05/07	Tax Distribution	0	7.31	C
05/07	Tax Distribution	0	3.22	C
05/08	Tax Distribution	0	3.83	C
05/11	Tax Distribution	0	9.31	C
05/11	Tax Distribution	0	2.61	C
05/12	Tax Distribution	0	2.80	C
05/13	Tax Distribution	0	8.35	C
05/14	Tax Distribution	0	5.10	C
05/14	Tax Distribution	0	1.76	C
05/15	Tax Distribution	0	18.19	C
05/18	Tax Distribution	0	.04	C
05/28	Tax Distribution	0	.70	C
05/29	Tax Distribution	0	2.08	C
38109.0 Interest on Investments St Treas			Source Code Total: 121.33	
05/28	Investment Interest	0	121.33	C

6065640700 Chino Valley Fire Dist BDS

Ending Balance: 488,635.01

Warrant Detail

Payee Name	Warrant	Amount	Issue Dt	Status Dt	Voucher
	Count	Amount			

Chino Valley Fire District
Bank Reconciliation Summary
For the Bank Statement ending: 5/31/2020

BANK CONTROL ID: BDS - YAVAPAI COUNTY TREASURER		DESC: BOND DEBT SERVICE	ACCOUNT NO: 6-65640-7000
Beginning Balance:	05/01/20		\$467,968.16
Deposits and Credits:			\$20,666.85
Checks and Charges:			\$0.00
Adjustments:			\$0.00
Ending Balance Per Reconciliation:			<u>\$488,635.01</u>
Ending Balance Per Bank Statement:	05/31/20		\$488,635.01
* Outstanding Deposits and Credits:	05/31/20		\$0.00
* Outstanding Checks and Charges:	05/31/20		\$0.00
Ending Book Balance:			<u>\$488,635.01</u>

* Outstanding amounts are all outstanding credits and charges dated prior or equal to the Reconciliation date.

Date	Document	Description	Module	Company	Amount
------	----------	-------------	--------	---------	--------

TOTAL CHECKS AND CHARGES CLEARED:

Chino Valley Fire District
BR Checks and Charges Outstanding
For the Bank Statement ending:

<u>Date</u>	<u>Document</u>	<u>Description</u>	<u>Module</u>	<u>Company</u>	<u>Amount</u>
-------------	-----------------	--------------------	---------------	----------------	---------------

TOTAL CHECKS AND CHARGES OUTSTANDING:

Chino Valley Fire District
BR Deposits and Credits Cleared
For the Bank Statement ending: 5/31/20

BDS	Yavapai County Treasurer	Bond Debt Service	6-65640-7000
-----	--------------------------	-------------------	--------------

Date	Document	Description	Module	Company	Amount
05/31/20	Cash With Yav Cty	BDS Tax and Interest Revenue 0	GL	CHINOV	\$20,666.85
TOTAL DEPOSITS AND CREDITS CLEARED:					\$20,666.85

Chino Valley Fire District
BR Deposits and Credits Outstanding
For the Bank Statement ending:

Date	Document	Description	Module	Company	Amount
------	----------	-------------	--------	---------	--------

TOTAL DEPOSITS AND CREDITS OUTSTANDING:

Document Number	Date	BR Status	Void?	Description	Date Cleared	Amount
-----------------	------	-----------	-------	-------------	--------------	--------

MODULE: JOURNAL ENTRIES FROM GENERAL LEDGER

BANK CONTROL ID: BDS - YAVAPAI COUNTY TREASURER

Cash With Yav Cty	05/31/20	Marked	No	BDS Tax and Interest Revenue 0	06/11/20	\$20,666.85
-------------------	----------	--------	----	--------------------------------	----------	-------------

SUB TOTAL FOR BANK:	\$20,666.85
---------------------	-------------

TOTAL FOR MODULE:	\$20,666.85
-------------------	-------------

Chino Valley Fire District
BR Adjustments Report
For the Bank Statement ending:

Date	Document	Description	GL Account	Offset Amt	Adj. Amt
------	----------	-------------	------------	------------	----------

DOCUMENT:

ADJUSTMENT DOCUMENT " TOTAL:

TOTAL FOR ALL ADJUSTMENTS:

6/11/20
9:14:20 AM

Chino Valley Fire District
Income Statement
(Original Budget to Actual Comparison)
For the period of 5/1/2020 Through 5/31/2020

Fund: (40) Bond Service Fund

	Account	Actual	Current Period Budget	Variance	%	Actual	Year To Date Budget	Variance	%
<u>Revenues</u>									
Bond Fund Revenue	40402000000	\$0.00	\$0.00	\$0.00	0.0%	\$312.95	\$0.00	\$312.95	0.0%
Real Estate Tax	40420000002	20,104.97	0.00	20,104.97	0.0	397,390.77	0.00	397,390.77	0.0
Personal Tax Revenue	40420500000	440.55	0.00	440.55	0.0	8,891.93	0.00	8,891.93	0.0
Net Revenues		\$20,545.52	\$0.00	\$20,545.52	0.0 %	\$406,595.65	\$0.00	\$406,595.65	0.0 %
<u>Fund Raising Expenses</u>									
BDS - Bank Agent Fees	40640500000	\$0.00	\$0.00	\$0.00	0.0%	\$420.00	\$0.00	\$(420.00)	0.0%
Total Fund Raising Expenses		\$0.00	\$0.00	\$0.00	0.0 %	\$420.00	\$0.00	\$(420.00)	0.0 %
Total Expenses						\$420.00		\$(420.00)	
Income (Loss) from Operations		\$20,545.52	\$0.00	\$20,545.52	0.0%	\$406,175.65	\$0.00	\$406,175.65	0.0%
<u>Other Income (Expense)</u>									
Bond Debt Service Interest Revenue	40430000000	\$121.33	\$0.00	\$121.33	0.0%	\$9,011.94	\$0.00	\$9,011.94	0.0%
ADOT & Fish and Game In-Lieu	40435000002	0.00	0.00	0.00	0.0	0.54	0.00	0.54	0.0
Bond Debt Service Interest Expense	40610000000	0.00	0.00	0.00	0.0	(55,716.28)	0.00	(55,716.28)	0.0
Capital Outlay-Building - OPS	40772030000	0.00	0.00	0.00	0.0	(435,105.84)	0.00	(435,105.84)	0.0
Capital Outlay-Vehicles/OPS	40773030000	0.00	0.00	0.00	0.0	(247.51)	0.00	(247.51)	0.0
Total Other Income (Expense)		\$121.33	\$0.00	\$121.33	0.0 %	\$(482,057.15)	\$0.00	\$(482,057.15)	0.0 %
Net Income (Loss)		\$20,666.85	\$0.00	\$20,666.85	0.0%	\$(75,881.50)	\$0.00	\$(75,881.50)	0.0%

6/11/20
9:14:29 AM

Chino Valley Fire District

Balance Sheet

As of 5/31/2020

Fund: (40) Bond Service Fund

Account: (1105) Not Defined

Assets

Current Assets

Bond Debt Service	\$488,635.01	
Total Current Assets		\$488,635.01
Total Assets		\$488,635.01
Total Liabilities and Net Assets		\$0.00

Chino Valley Fire District
GL Account Ledger - Detail By Period
5/1/2020 through 5/31/2020

Batch	Journal	Entry #	Date	Job	Document	Description	Debits	Credits	Balance
40.1105.0.0.000			BOND DEBT SERVICE						\$467,968.16
2113	GJ	143526	05/31/20		Cash With Yav Cty	BDS Tax and Interest Revenue 05.2020	20,666.85	-	488,635.01
BOND DEBT SERVICE TOTALS:							<u>\$20,666.85</u>	<u>\$0.00</u>	<u>\$488,635.01</u>
TOTAL OF LEDGER:							<u>\$20,666.85</u>	<u>\$0.00</u>	<u>\$488,635.01</u>

Chino Valley Fire District
GL Trial Balance Worksheet
For The Period of 5/1/2020 through 5/31/2020

Account	Description	Balances				Adjustments
		Beginning	Debits	Credits	Ending	
40.1105.0.0.000	Bond Debt Service	\$467,968.16	\$20,666.85	\$0.00	\$488,635.01	
TOTALS:		<u>\$467,968.16</u>	<u>\$20,666.85</u>	<u>\$0.00</u>	<u>\$488,635.01</u>	

TO: Fire Board
FROM: Chief Freitag
DATE: June 22, 2020

SUBJECT: PUBLIC HEARING - FISCAL YEAR 2020-2021 BUDGET

Open Public Hearing

The Board Chair should open the hearing by stating: "I declare the Public Hearing on the Chino Valley Fire District's Fiscal Year 2020-2021 Budget open for public comment".

The public hearing notification was posted in accordance with Arizona Revised Statutes. At this time, we have not received any comments from the public.

Close Public Hearing

At the conclusion of the public comments, the Board Chair states: "I declare the Public Hearing to be closed".

If you have any questions, please call Assistant Chief Tharp or myself at 772-7711.

CHINO VALLEY FIRE DISTRICT

RESOLUTION 2020-09

A FORMAL RESOLUTION OF THE ELECTED BOARD OF THE CHINO VALLEY FIRE DISTRICT TO ADOPT THE FISCAL YEAR 2021 BUDGET OF \$4,919,237 TO ENCUMBER SUFFICIENT FUNDS TO COVER OUTSTANDING WARRANTS FROM THE PREVIOUS FISCAL YEAR, AND TO ENCUMBER ANY CARRYOVER AMOUNT EXCEEDING \$20,000 TO BE TRANSFERRED TO THE CENTRAL ARIZONA FIRE AND MEDICAL AUTHORITY'S CAPITAL RESERVE FUND FOR FUTURE CAPITAL EXPENDITURES.

WHEREAS, Arizona Revised Statutes Title 48 requires the Chino Valley Fire District to adopt an annual budget, and;

WHEREAS, the Chino Valley Fire District has posted and published its proposed annual budget in compliance with State Law, and;

WHEREAS, a Public Hearing was held on the proposed Fiscal Year 2021 Budget in compliance with State Law, and:

WHEREAS, it is necessary to encumber sufficient funds to cover outstanding warrants from the previous fiscal year, and;

WHEREAS, the Chino Valley Fire District wishes to encumber any carryover amount exceeding \$20,000 to transfer to the Central Arizona Fire and Medical Authority's Capital Reserve Fund for future capital expenditures;

THEREFORE, IT IS HEREBY RESOLVED THAT THE CHINO VALLEY FIRE DISTRICT BOARD OF DIRECTORS ADOPTS THE FISCAL YEAR 2021 BUDGET OF \$4,919,237 (ATTACHED) AND ENCUMBERS SUFFICIENT FUNDS TO COVER OUTSTANDING WARRANTS FROM THE PREVIOUS FISCAL YEAR, AND ENCUMBERS ANY CARRYOVER AMOUNT EXCEEDING \$20,000 TO TRANSFER TO THE CENTRAL ARIZONA FIRE AND MEDICAL AUTHORITY'S CAPITAL RESERVE FUND FOR FUTURE CAPITAL EXPENDITURES.

RESOLVED and ADOPTED this 22nd day of June, 2020.

Board Chairman

ATTEST:

Board Clerk

Signature indicating approval on next page.



**Final (6-3-2020) .75 cent
Fiscal Year 2020-21
Table of Contents**

<u>Description</u>	<u>Page #</u>
Revenue	2
Expense	3

**Chino Valley Fire District
Revenue Budget FY 2020-21**

		Budget FY 18	Budget FY 19	Budget FY 20	Actual -	Draft Budget FY 21	Variance	Variance (%)
Total District Budget		4,160,286	4,281,791	4,578,989	-	4,919,237	340,248	7.43%
Carryover		(20,000)	(20,000)	(20,000)	-	(20,000)	-	0.00%
Revenue:								
Grants:								
5260	Fire Act Grant						-	-
5430	Grant - FEMA - SAFER						-	-
Total Grants		-	-	-	-	-	-	-
4200	FDAT	(333,290)	(333,290)	(366,547)	-	(400,000)	33,453	9.13%
Other:								
4000/4100	Real Estate Tax							
4001	Fire Protection Contracts	-	-	-	-	-	-	-
1200	Capital Reserve Account	-	-	-	-	-	-	-
4800	Off-District Fires	-	-	-	-	-	-	-
4900	Interest Income	-	-	-	-	-	-	-
5100	Miscellaneous Income	(97,000)	-	-	-	-	-	-
5200	64 Lease	-	-	-	-	-	-	-
5350	Rebates / Refunds	(2,000)	(2,000)	(2,000)	-	(2,000)	-	0.00%
5400	CYFD JMA Expense Reimburseme	-	-	-	-	-	-	-
Total Other		(99,000)	(2,000)	(2,000)	-	(2,000)	-	0.00%
Total Non-Levy Revenues		(119,000)	(22,000)	(22,000)	-	(22,000)	-	0.00%
Tax Levy Requirement		3,707,996	3,926,501	4,190,442	-	4,497,237	306,795	7.32%
Net A.V.		114,120,282	120,815,494	128,940,651	-	138,380,766	9,440,115	7.32%
Actual/Estimated Tax Rate		\$3.2492	\$3.2499	\$3.2499	-	\$3.2499	\$0.0000	0.00%

Chino Valley Fire District
Final Budget FY 2020 -21
General Fund

		Budget FY18	Budget FY19	Budget FY20	Draft Budget FY21	Budget Variance \$\$	Budget Variance %
Retained Funds							
6400.1	Audit &Accounting	2,000	3,000	5,000	7,500	2,500	50.00%
6405.1	Other Professional Services						
	Fire Board Election	-	25,000	-	25,000	25,000	-
6410.1	Legal Services - routine	5,000	5,000	5,000	5,000	-	0.00%
6441.1	Fire Board Expenses	1,000	1,000	1,000	1,000	-	0.00%
						-	-
						-	-
<i>Total Retained Funds</i>		8,000	34,000	11,000	38,500	27,500	250.00%
Contingency		20,000	20,000	20,000	20,000	-	0.00%
Fire Authority Funding							
6700.1	Fire Authority Funding	4,132,286	4,227,791	4,547,989	4,860,737	312,748	6.88%
Total Expense Budget		4,160,286	4,281,791	4,578,989	4,919,237	340,248	7.43%

Chino Valley Fire District
Five-Year Revenue & Expense Projection
Final Budget FY 2020 - 2021

	19 - 20	20 - 21	21 - 22	22 - 23	23 - 24	24 - 25	25 - 26
Revenue							
NAV (1)	128,940,651	138,380,766	146,683,612	151,817,538	157,131,152	163,416,398	170,770,136
% of Change	6.73%	7.32%	6.00%	3.50%	3.50%	4.00%	4.50%
Total Budget	4,578,989	4,919,277	5,189,152	5,356,041	5,528,770	5,733,078	5,972,111
FDAT (5)	366,547	400,000	400,000	400,000	400,000	400,000	400,000
Non-Levy Revenue:							
Carryover	20,000	20,000	20,000	20,000	20,000	20,000	20,000
Capital Reserve							
Misc. Non-Levy Revenue	2,000	2,040	2,081	2,122	2,165	2,208	2,252
Total Non-Levy Revenue	22,000	22,040	22,081	22,122	22,165	22,208	22,252
Total Levy	4,190,442	4,497,237	4,767,071	4,933,918	5,106,605	5,310,870	5,549,859
% of Change	6.72%	7.32%	6.00%	3.50%	3.50%	4.00%	4.50%
Projected Tax Rate	\$3.2499	\$3.2499	\$3.2499	\$3.2499	\$3.2499	\$3.2499	\$3.2499
Levy Limit	8%	8%	8%	8%	8%	8%	8%
Capacity	51.32%	52.00%	54.00%	58.50%	63.00%	67.00%	70.50%
Expense							
CAFMA Funding (2)	4,547,989	4,860,777	5,129,689	5,295,592	5,467,310	5,670,581	5,908,552
% of Change	7.57%	6.88%	5.53%	3.23%	3.24%	3.72%	4.20%
Services & Charges (3)	11,000	38,500	39,463	40,449	41,460	42,497	43,559
% of Change	-67.65%	250.00%	2.50%	2.50%	2.50%	2.50%	2.50%
Contingency (4)	20,000	20,000	20,000	20,000	20,000	20,000	20,000
% of Change	0.00%	0.00%	0.00%	0.00%	0.00%	0.00%	0.00%
Capital Outlay							
Comm Towers/Equip	-	-	-	-	-	-	-
Type 1 Eng New/Replace	-	-	-	-	-	-	-
New Multi-Purpose Utility	-	-	-	-	-	-	-
New Ladder Truck	-	-	-	-	-	-	-
New Type 3	-	-	-	-	-	-	-
Water Tenders New/Repl	-	-	-	-	-	-	-
Joint HAZ MAT Vehicle	-	-	-	-	-	-	-
Patrols New/Replace	-	-	-	-	-	-	-
Staff Vehicles	-	-	-	-	-	-	-
Firefighting/EMS/Rescue	-	-	-	-	-	-	-
SCBA Repl/Compressor	-	-	-	-	-	-	-
Grant Requests	-	-	-	-	-	-	-
Miscellaneous Capital	-	-	-	-	-	-	-
TNT Vehicle Extrication	-	-	-	-	-	-	-
TIC's	-	-	-	-	-	-	-
Station Generators	-	-	-	-	-	-	-
Capital Reserve Acct (6)	-	-	-	-	-	-	-
Total Capital Outlay	-	-	-	-	-	-	-
% of Change	0%	0%	0%	0%	0%	0%	0%
Total Budget	4,578,989	4,919,277	5,189,152	5,356,041	5,528,770	5,733,078	5,972,111
% of Change	6.94%	7.43%	5.49%	3.22%	3.22%	3.70%	4.17%

Notes:

(1) Net Assessed Valuations (NAV)

FY20 Based upon actual figures received from the Yavapai County Assessor's Office
FY 21- 24 Based upon projections that Assessed Values will increase 6.0% in FY 20/21 and then drop to 3.5% for FY 21/22 and 22/23 before beginning to increase again in FY 23/24. These are conservative estimates that were made due to COVID and should be re-evaluated as more information is available.

(2) CAFMA Funding

7.8% with % increases going down over following years.

(3) Services & Charges

FY 20/21 increased due to election cost. From 20-21 forward the election cost is included every year in order to manage cost projection. Base assumption is 2.5% increase in regular expense.

(4) Contingency

\$20,000 annually

(5) Fire District Assistance Tax (FDAT)

FDAT is maintained at a pro rated amount based on total funds received from the Yavapai County for collected taxes. The maximum allowed by law is \$400,000.

CERTIFICATION PURSUANT TO A.R.S. §48-805.02.D

Fiscal Year 2020-2021 Budget

In accordance with the requirements of Arizona Revised Statutes §48-805.02.D, the Chairman and the Clerk of the Chino Valley Fire District Board of Directors hereby certify as follows:

(a) That the District has not incurred any debt or liability in excess of taxes levied and to be collected and the money actually available and unencumbered at that time in the District general fund, except for those liabilities as described in A.R.S. § 48-805, subsection B, paragraph 2, A.R.S. § 48-806, and A.R.S. § 48-807.

(b) That the Chino Valley Fire District complies with subsection F of A.R.S. § 48-805.02.

CERTIFIED THIS 22ND DAY OF JUNE, 2020

By: _____
Chairman
Chino Valley Fire District Board of Directors

By: _____
Clerk
Chino Valley Fire District Board of Directors

Signatures indicating approval on next page.

CHINO VALLEY FIRE DISTRICT

RESOLUTION 2020-10

A FORMAL RESOLUTION OF THE ELECTED BOARD OF THE CHINO VALLEY FIRE DISTRICT TO DESIGNATE THE EQUITY ASSIGNMENT FOR FISCAL YEAR 2020-2021 AS NOTED IN THE GOVERNMENT ACCOUNTING STANDARDS BOARD (GASB) STATEMENT #14 – JOINT VENTURE ACCOUNTING.

WHEREAS, the Chino Valley Fire District participates in a Joint Powers Authority allowed under ARS Title 48 Section 805.01, and;

WHEREAS, the Chino Valley Fire District Board of Directors annually approves a Fiscal Year budget as directed by ARS Title 48 Section 805.02, and;

WHEREAS, the Chino Valley Fire District, through its approved budget, contributes budgeted funds to the Central Arizona Fire and Medical Authority for its operation, and;

WHEREAS, the Chino Valley Fire District is participating in Joint Venture Accounting as defined by GASB Statement #14, and;

WHEREAS, the Chino Valley Fire District wishes to clearly designate the assignment of equity for each fiscal year as outlined in GASB Statement #14;

THEREFORE, IT IS HEREBY RESOLVED THAT THE CHINO VALLEY FIRE DISTRICT BOARD OF DIRECTORS, WITH THE ADOPTION OF THE FISCAL YEAR 2021 BUDGET OF \$4,919,237 DESIGNATES THAT FISCAL YEAR 2021 BUDGETED EXPENSES AND REVENUES SHALL BE ASSIGNED AT 19.74% BASED ON THE FUNDING REQUIREMENTS TO THE JPA.

RESOLVED and ADOPTED this 22nd day of June, 2020.

Board Chairman

ATTEST:

Board Clerk

Signature indicating approval on next page.

TO: Fire Board
FROM: Chief Freitag
DATE: June 22, 2020

SUBJECT: MOTION, DISCUSSION, AND ACTION REGARDING APPROVAL
OF FISCAL YEAR 2021 BOND TAX RATE OF \$0.2967

For the Fiscal Year 2020-2021, the Chino Valley Fire District would like to levy \$410,555 in bond tax revenues. The revenues would be applied to the Bond Debt Servicing for the 2016(B) bond refunding obligation of \$447,555. However, this bond debt obligation would be reduced by \$37,000 due to retained Bond Debt Service Funds that are currently held in this account. The resulting levy requirement is \$410,555 for a tax rate of \$0.2967 (reduction of \$0.0266 from prior year).

Suggested Motion: Approve Fiscal Year 2021 bond tax rate of \$0.2967.

If you have any questions, please call Assistant Chief of Administration Tharp or myself at 772-7711.

CHINO VALLEY FIRE DISTRICT

Resolution No. 2020-11

**FUND TRANSFERS BETWEEN THE CHINO VALLEY FIRE DISTRICT AND THE
CENTRAL ARIZONA FIRE AND MEDICAL AUTHORITY**

A FORMAL RESOLUTION OF THE GOVERNING BOARD OF THE CHINO VALLEY FIRE DISTRICT ("CVFD") TO ALLOW INTERAGENCY FUND TRANSFERS FROM THE CHINO VALLEY FIRE DISTRICT TO THE CENTRAL ARIZONA FIRE AND MEDICAL AUTHORITY ("CAFMA" or "Authority")

WHEREAS, ARS 48 §805.01. E allows a fire district participating in a Joint Powers Authority to conduct a board meeting every 90 days; and

WHEREAS, the CVFD desires to set their regular scheduled meetings in the months of March, April, May, June, September and December; and

WHEREAS, the transfer of revenues from the CVFD to the Authority must occur on a monthly basis,

THEREFORE IT IS HEREBY RESOLVED, APPROVED, ADOPTED, AND DIRECTED AS FOLLOWS:

RESOLVED, that the Governing Board of the Chino Valley Fire District allows and directs staff and the Yavapai County Treasurer's Office transfer all revenues as budgeted in the Fiscal Year 2021 approved CVFD budget not to exceed \$4,860,737; and

FURTHER RESOLVED that the monthly transfers shall be based on the reported revenues by the Yavapai County Treasurer's Office; and

FURTHER RESOLVED that the monthly transfers shall be requested by the CAFMA Financial Staff via written or electronic communication (email); and

FURTHER RESOLVED that the monthly transfers shall only be from the CVFD General Fund to the CAFMA General Fund and shall not deviate to any other fund in withdraw or deposit.

APPROVED AND ADOPTED this 22nd day of June, 2020.

Board Chairman
Chino Valley Fire District

ATTEST:

Board Clerk
Chino Valley Fire District

Signature indicating approval on next page.