

CENTRAL YAVAPAI FIRE DISTRICT - GENERAL FUND
CHECK RECONCILIATION JUNE, 2020

Reconciliation:

Beginning Balance:	\$ 1,628,794.08
Deposits:	\$ 218,688.17
Transfer Out - Fire Authority:	\$ (863,374.25)
Disbursements:	\$ (175.00)
JE To Post Interest Paid:	\$ -
Fire District Deposit	\$ 5,778.12
County Error:	\$ -
Ending Balance:	\$ 989,711.12

Difference Between Balances: \$ -

Bank Statement Balance:

Balance Per Bank:	\$ 989,851.12
Outstanding Checks:	\$ (140.00)
Outstanding Deposits:	\$ -

Ending Balance: \$ 989,711.12

G/L Ending Balance: \$ 989,711.12

\$ 989,711.12

Deposits Per Bank Statement:

Real Estate Taxes:	\$ 197,128.48
Personal Property Taxes:	\$ 4,418.12
Fire District Assistance Tax:	\$ 4,474.24
Interest Income:	\$ 12,667.33
Transfer to CAFMA:	\$ 863,374.25
Fire District Deposits:	\$ 5,778.12
JE To Post Interest Paid:	\$ -
County Error:	\$ -

Ending Balance: \$ 1,087,840.54

Bank Reconciliation Register:

Checks From Accounts Payable:	\$ 175.00
Checks From Payroll:	\$ -
Prior Period Adjustment:	
Total Checks:	\$ 175.00


Deposits From Accounts Receivable:	\$ 5,778.12
Journal Entries From General Ledger:	\$ 1,082,062.42
Outstanding Transfer:	
Outstanding Deposit:	

Ending Balance: \$ 1,087,840.54

Reconciliation Approved By:

Scott Freitag

Scott Freitag, Fire Chief

 Digitally signed by Scott Freitag
Date: 2020.07.20 13:25:03 -07'00'

Reconciliation Reviewed By:

Dave Tharp


David Tharp, Assistant Chief of Administration

 Digitally signed by Dave Tharp
Date: 2020.07.20 12:57:02 -07'00'

Reconciliation Prepared By:

Karen Butler

Karen Butler, Finance Specialist III

 Digitally signed by Karen Butler
Date: 2020.07.17 10:33:23 -07'00'

CENTRAL YAVAPAI FIRE DISTRICT
General Fund Tax Collection Information

Total Levy Month	FY 15-16 \$13,284,318 Collected	FY 16-17 \$14,116,233 Collected	FY 17-18 \$16,282,904 Collected	FY 18-19 \$16,529,780 Collected	FY 19-20 \$17,960,663 Collected
July	\$78,757	\$50,468	\$47,993	\$48,809	\$53,398
%	0.593%	0.358%	0.295%	0.295%	0.297%
% To Date	0.5929%	0.3575%	0.2947%	0.2953%	0.2973%
August	\$33,291	\$26,519	\$25,442	\$29,028	\$18,645
%	0.251%	0.188%	0.156%	0.176%	0.104%
% To Date	0.8435%	0.5454%	0.4510%	0.4709%	0.4011%
September	\$1,245,953	\$789,429	\$768,730	\$136,335	\$151,569
%	9.379%	5.592%	4.721%	0.825%	0.844%
% To Date	10.2226%	6.1377%	5.1721%	1.2957%	1.2450%
October	\$4,753,774	\$3,589,494	\$6,179,209	\$6,735,649	\$7,842,869
%	35.785%	25.428%	37.949%	40.749%	43.667%
% To Date	46.0074%	31.5659%	43.1211%	42.0442%	44.9119%
November	\$1,053,509	\$3,154,358	\$1,286,322	\$2,208,068	\$1,675,932
%	7.930%	22.346%	7.900%	13.358%	9.331%
% To Date	53.9379%	53.9115%	51.0210%	55.4024%	54.2431%
December	\$847,617	\$896,697	\$987,194	\$1,064,960	\$1,336,392
%	6.3806%	6.3522%	6.0628%	6.4427%	7.4407%
% To Date	60.3185%	60.2637%	57.0837%	61.8450%	61.6837%
January	\$302,609	\$368,574	\$609,745	\$416,757	\$428,512
%	2.2779%	2.6110%	3.7447%	2.5212%	2.3858%
% To Date	62.5964%	62.8747%	60.8284%	64.3663%	64.0696%
February	\$351,342	\$394,891	\$350,747	\$328,790	\$452,992
%	2.6448%	2.7974%	2.1541%	1.9891%	2.5221%
% To Date	65.2412%	65.6721%	62.9825%	66.3554%	66.5917%
March	\$526,700	\$606,436	\$629,128	\$657,391	\$623,229
%	3.9648%	4.2960%	3.8637%	3.9770%	3.4700%
% To Date	69.2061%	69.9681%	66.8462%	70.3324%	70.0617%
April	\$3,444,316	\$3,343,070	\$3,414,235	\$3,987,889	\$4,164,352
%	25.9277%	23.6824%	20.9682%	24.1255%	23.1860%
% To Date	95.1337%	93.6506%	87.8145%	94.4579%	93.2476%
May	\$416,552	\$678,353	\$813,680	\$695,530	\$837,799
%	3.1357%	4.8055%	4.9971%	4.2077%	4.6646%
% To Date	98.2694%	98.4561%	92.8116%	98.6656%	97.9123%
June	\$200,523	\$183,806	\$187,184	\$220,679	\$201,547
%	1.5095%	1.3021%	1.1496%	1.3350%	1.1222%
% To Date	99.7789%	99.7582%	93.9612%	100.0006%	99.0344%
TOTALS	\$13,254,943	\$14,082,095	\$15,299,608	\$16,529,886	\$17,787,237
Delinquency	0.2211%	0.2418%	6.0388%	-0.0006%	0.9656%

CENTRAL YAVAPAI FIRE DISTRICT
FDAT Collection Information

Total Levy Month	FY 15-16 \$313,900 Collected	FY 16-17 \$313,900 Collected	FY 17-18 \$333,290 Collected	FY 18-19 \$333,290 Collected	FY 19-20 \$366,547 Collected
July	\$2,501	\$1,423	\$1,630	\$1,238	\$1,475
%	0.797%	0.453%	0.489%	0.371%	0.403%
% To Date	0.7966%	0.4533%	0.4890%	0.3715%	0.4025%
August	\$1,456	\$661	\$534	\$707	\$1,109
%	0.464%	0.211%	0.160%	0.212%	0.303%
% To Date	1.2606%	0.6638%	0.6491%	0.5835%	0.7050%
September	\$26,332	\$8,777	\$12,654	\$3,182	\$7,941
%	8.389%	2.796%	3.797%	0.955%	2.166%
% To Date	9.6492%	3.4600%	4.4456%	1.5383%	2.8713%
October	\$97,909	\$86,411	\$93,081	\$139,813	\$459,768
%	31.191%	27.528%	27.928%	41.949%	125.432%
% To Date	40.8405%	30.9882%	32.3735%	43.4876%	128.3035%
November	\$43,410	\$75,219	\$74,651	\$59,861	\$128,454
%	13.8292%	23.9628%	22.3983%	17.9606%	35.0443%
% To Date	54.6697%	54.9510%	54.7717%	61.4482%	163.3478%
December	\$20,201	\$24,923	\$21,663	\$25,413	(\$344,794)
%	6.4354%	7.9398%	6.4997%	7.6250%	-94.0656%
% To Date	61.1051%	62.8908%	61.2715%	69.0732%	69.2822%
January	\$10,565	\$11,762	\$11,312	\$11,149	\$11,446
%	3.3658%	3.7471%	3.3939%	3.3450%	3.1227%
% To Date	64.4709%	66.6378%	64.6654%	72.4183%	72.4049%
February	\$7,946	\$8,291	\$8,056	\$7,409	\$10,419
%	2.531%	2.641%	2.417%	2.223%	2.842%
% To Date	67.0023%	69.2790%	67.0825%	74.6413%	75.2473%
March	\$12,018	\$12,638	\$12,174	\$13,713	\$13,361
%	3.8284%	4.0261%	3.6528%	4.1143%	3.6452%
% To Date	70.8307%	73.3051%	70.7354%	78.7556%	78.8925%
April	\$35,416	\$62,586	\$63,209	\$79,859	\$85,315
%	11.2825%	19.9382%	18.9651%	23.9607%	23.2754%
% To Date	82.1132%	93.2433%	89.7005%	102.7163%	102.1679%
May	\$51,376	\$23,662	\$23,731	\$18,881	\$21,832
%	16.3671%	7.5381%	7.1201%	5.6650%	5.9561%
% To Date	98.4803%	100.7814%	96.8206%	108.3813%	108.1240%
June	\$6,266	\$4,682	\$5,094	\$5,726	\$4,474
%	1.9962%	1.4916%	1.5285%	1.7181%	1.2206%
% To Date	100.4765%	102.2729%	98.3491%	110.0994%	109.3446%
TOTALS	\$315,396	\$321,035	\$327,788	\$366,950	\$400,799
Delinquency	-0.4765%	-2.2729%	1.6509%	-10.0994%	-9.3446%

100.0000% 100.0000% 100.0000% 100.0000% 100.0000%

FDAT amount currently under review with County Treasurer's Office



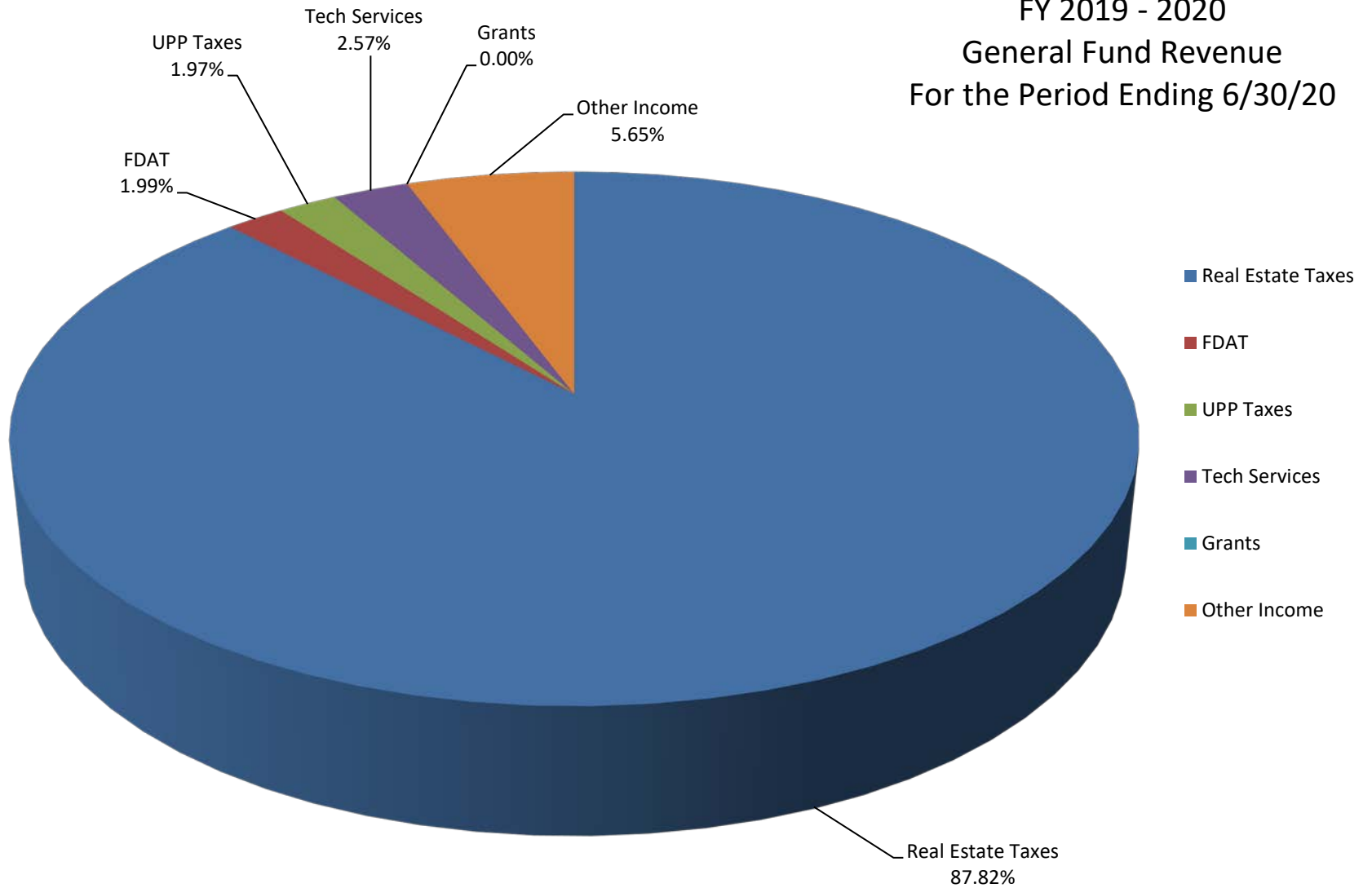
2019 - 2020 Cash Flow by Month : JUNE

[illegible]

**CENTRAL YAVAPAI FIRE DISTRICT
REVENUE GRAPH DATA**

	JUNE, 2020	YTD	
	Revenue	Budget	%
Real Estate Taxes	\$ 197,128	\$ 17,960,663	87.82
FDAT	\$ 4,474	\$ 366,547	1.99
UPP Taxes	\$ 4,418	\$ -	1.97
Tech Services	\$ 5,778	\$ 38,000	2.57
Grants	\$ -	\$ -	0.00
Other Income	\$ 12,667	\$ -	5.65
TOTALS:	\$ 224,466	\$ 18,365,210	100.00

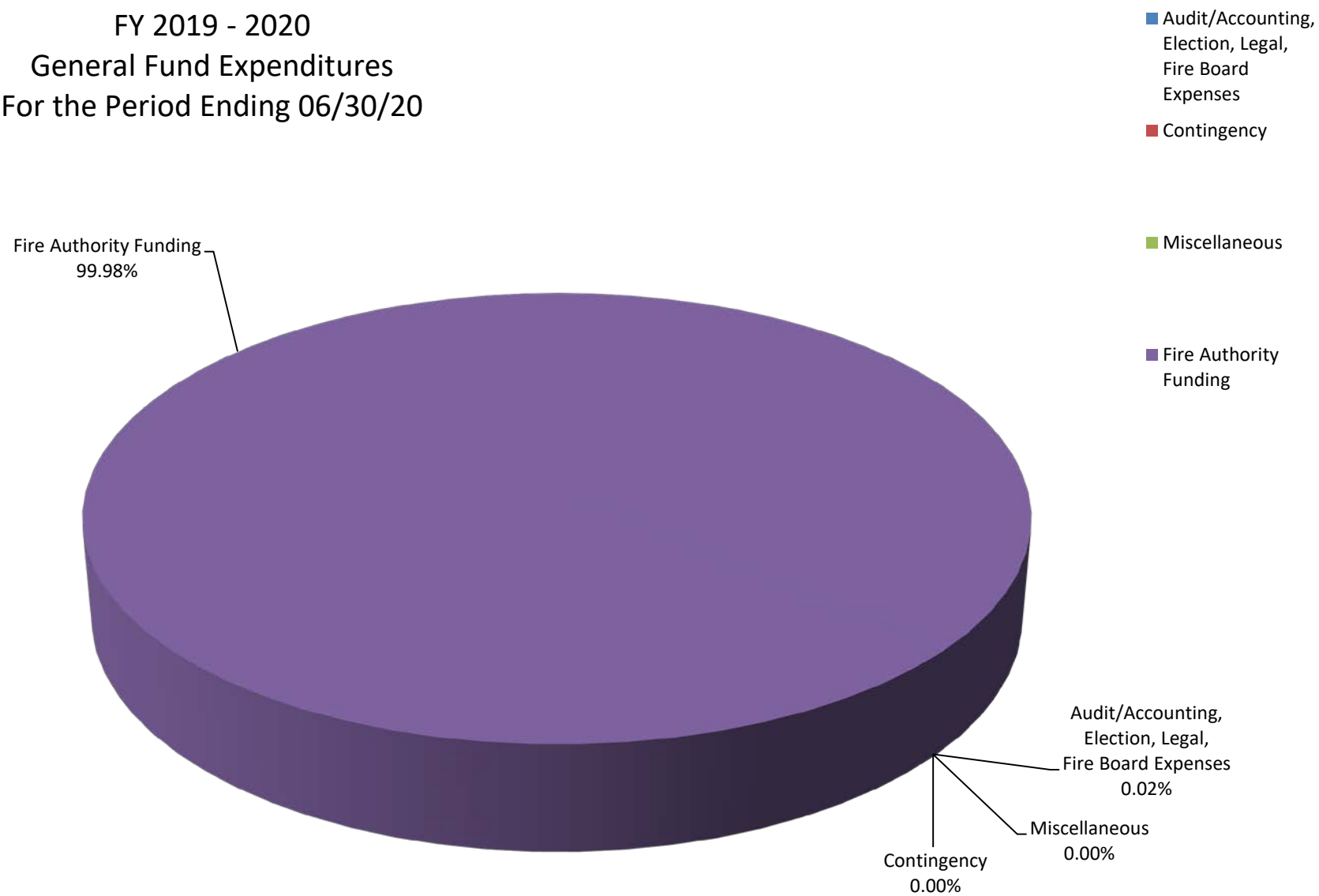
CYFD
FY 2019 - 2020
General Fund Revenue
For the Period Ending 6/30/20



**CENTRAL YAVAPAI FIRE DISTRICT
EXPENSE GRAPH DATA**

JUNE, 2020		YTD	
Revenue		Budget	%
Audit/Accounting, Election, Legal, Fire Board Expenses	\$ 175	\$ 11,000	0.02
Contingency	\$ -	\$ 20,000	0.00
Miscellaneous	\$ -		0.00
Fire Authority Funding	\$ 863,374	\$ 18,334,210	99.98
TOTAL:	\$ 863,549	\$ 18,365,210	100.00

CYFD
FY 2019 - 2020
General Fund Expenditures
For the Period Ending 06/30/20



CENTRAL YAVAPAI FIRE DISTRICT
GENERAL FUND - JUNE, 2020

Real Estate Taxes:	\$	197,128.48
UPP Taxes:	\$	4,418.12
FDAT:	\$	4,474.24
Interest Received:	\$	12,667.33
Fire District Deposits:	\$	5,778.12
Other:	\$	-

TOTAL:	\$	224,466.29
---------------	-----------	-------------------

Transferred to CAFMA:	\$	863,374.25
------------------------------	-----------	-------------------



Yavapai County Treasurer

Monthly Statement

Date Range: 6/1/2020 to 6/30/2020

Central Yavapai Fire Dist - General Fund
Fund: 6060040000



Yavapai County Treasurer

Monthly Statement

Date Range: 6/1/2020 to 6/30/2020

Account	Period	YTD		
6060040000	Central Yavapai Fire Dist GF			
Begin Balance:	1,628,794.08	274,578.24		
Income:	224,466.29 ✓	18,431,174.58		
LOC Advance:	.00	.00		
Expense:	(863,409.25)	(17,715,901.70)	LOC:	.00
LOC Payments:	.00	.00	Warrants Outstanding:	.00
Cash Balance:	989,851.12	989,851.12	End:	989,851.12



Yavapai County Treasurer

Monthly Statement

Date Range: 6/1/2020 to 6/30/2020

Monthly Statement Summary

Source Code	Description	MTDAmount	YTDAmount
6060040000	Central Yavapai Fire Dist GF	Beginning Balance:	1,628,794.08
			274,578.24
11100.2005	2005 Real Estate Taxes	.00	2.88
11100.2006	2006 Real Estate Taxes	.00	1.45
11100.2007	2007 Real Estate Taxes	.00	1.39
11100.2008	2008 Real Estate Taxes	.00	22.94
11100.2009	2009 Real Estate Taxes	.00	41.39
11100.2010	2010 Real Estate Taxes	3.51	47.06
11100.2011	2011 Real Estate Taxes	3.86	238.74
11100.2012	2012 Real Estate Taxes	4.53	102.50
11100.2013	2013 Real Estate Taxes	4.88	150.34
11100.2014	2014 Real Estate Taxes	4.94	152.17
11100.2015	2015 Real Estate Taxes	5.16	102.21
11100.2016	2016 Real Estate Taxes	2.47	(636.21)
11100.2017	2017 Real Estate Taxes	2.51	(295.66)
11100.2018	2018 Real Estate Taxes	2.54	206,812.13
11100.2019	2019 Real Estate Taxes	197,094.08	17,308,233.78
12100.2006	2006 Personal Property Taxes	.00	18.48
12100.2007	2007 Personal Property Taxes	.00	175.05
12100.2008	2008 Personal Property Taxes	.00	152.00
12100.2009	2009 Personal Property Taxes	.00	133.54
12100.2010	2010 Personal Property Taxes	.00	255.47
12100.2011	2011 Personal Property Taxes	25.97	248.80
12100.2012	2012 Personal Property Taxes	46.55	256.96
12100.2013	2013 Personal Property Taxes	49.17	251.44
12100.2014	2014 Personal Property Taxes	66.95	322.54
12100.2015	2015 Personal Property Taxes	52.16	286.32
12100.2016	2016 Personal Property Taxes	65.25	423.26
12100.2017	2017 Personal Property Taxes	53.71	1,487.45
12100.2018	2018 Personal Property Taxes	463.94	5,725.36
12100.2019	2019 Personal Property Taxes	3,594.42	262,523.18
37122.0	Fire District Deposit	5,778.12	204,160.60
37150.0	FDAT Distributions	4,474.24	400,799.36
38108.0	Interest on Investments Charles Schwab	12,092.24	18,621.50
38109.0	Interest on Investments St Treas	575.09	20,356.16
90002.0	Interest Pd on Tax Roll Corrections	.00	(582.18)
91032.0	Warrants Redeemed	(35.00)	(23,713.37)
91702.0	Transfer out	(863,374.25)	(17,691,606.15)
	Ending Balance:	989,851.12	989,851.12



Yavapai County Treasurer

Monthly Statement

Date Range: 6/1/2020 to 6/30/2020

Monthly Statement Detail

Date	Notes	Doc #	Amount	C/D
6060040000 Central Yavapai Fire Dist GF			Beginning Balance: 1,628,794.08	
11100.2010 2010 Real Estate Taxes			Source Code Total: 3.51	
06/23	Tax Distribution	0	3.51	C
11100.2011 2011 Real Estate Taxes			Source Code Total: 3.86	
06/23	Tax Distribution	0	3.86	C
11100.2012 2012 Real Estate Taxes			Source Code Total: 4.53	
06/23	Tax Distribution	0	4.53	C
11100.2013 2013 Real Estate Taxes			Source Code Total: 4.88	
06/23	Tax Distribution	0	4.88	C
11100.2014 2014 Real Estate Taxes			Source Code Total: 4.94	
06/23	Tax Distribution	0	4.94	C
11100.2015 2015 Real Estate Taxes			Source Code Total: 5.16	
06/23	Tax Distribution	0	5.16	C
11100.2016 2016 Real Estate Taxes			Source Code Total: 2.47	
06/23	Tax Distribution	0	2.47	C
11100.2017 2017 Real Estate Taxes			Source Code Total: 2.51	
06/23	Tax Distribution	0	2.51	C
11100.2018 2018 Real Estate Taxes			Source Code Total: 2.54	
06/23	Tax Distribution	0	2.54	C
11100.2019 2019 Real Estate Taxes			Source Code Total: 197,094.08	
06/01	Tax Distribution	0	1,485.53	C
06/01	Tax Distribution	0	1,370.55	C
06/01	Tax Distribution	0	480.67	C
06/01	Tax Distribution	0	4,432.62	C
06/02	Tax Distribution	0	79.10	C
06/02	Tax Distribution	0	845.99	C
06/02	Tax Distribution	0	708.20	C
06/02	Tax Distribution	0	309.27	C
06/02	Tax Distribution	0	335.06	C
06/02	Tax Distribution	0	1,937.85	C
06/03	Tax Distribution	0	626.30	C
06/03	Tax Distribution	0	(57.87)	C
06/03	Tax Distribution	0	3,874.89	C
06/03	Tax Distribution	0	28,349.30	C
06/03	Tax Distribution	0	1,374.69	C
06/04	Tax Distribution	0	86.18	C
06/04	Tax Distribution	0	315.10	C
06/04	Tax Distribution	0	(385.77)	C
06/04	Tax Distribution	0	1,526.00	C
06/04	Tax Distribution	0	1,835.93	C



Yavapai County Treasurer

Monthly Statement

Date Range: 6/1/2020 to 6/30/2020

06/04	Tax Distribution	0	320.83	C
06/05	Tax Distribution	0	771.46	C
06/05	Tax Distribution	0	2,079.07	C
06/05	Tax Distribution	0	561.49	C
06/08	Tax Distribution	0	1,294.55	C
06/08	Tax Distribution	0	1,991.01	C
06/08	Tax Distribution	0	9,354.78	C
06/09	Tax Distribution	0	560.57	C
06/09	Tax Distribution	0	41.01	C
06/10	Tax Distribution	0	1,790.39	C
06/10	Tax Distribution	0	119.85	C
06/11	Tax Distribution	0	685.95	C
06/11	Tax Distribution	0	180.47	C
06/11	Tax Distribution	0	4,324.40	C
06/12	Tax Distribution	0	2,568.62	C
06/12	Tax Distribution	0	2,610.32	C
06/15	Tax Distribution	0	1,536.97	C
06/15	Tax Distribution	0	566.01	C
06/15	Tax Distribution	0	634.86	C
06/16	Tax Distribution	0	894.11	C
06/16	Tax Distribution	0	165.90	C
06/16	Tax Distribution	0	502.94	C
06/17	Tax Distribution	0	2,093.75	C
06/17	Tax Distribution	0	4,612.74	C
06/17	Tax Distribution	0	24.00	C
06/18	Tax Distribution	0	629.81	C
06/18	Tax Distribution	0	780.54	C
06/18	Tax Distribution	0	781.30	C
06/19	Tax Distribution	0	161.98	C
06/19	Tax Distribution	0	15.26	C
06/19	Tax Distribution	0	405.75	C
06/22	Tax Distribution	0	329.32	C
06/22	Tax Distribution	0	4,248.34	C
06/22	Tax Distribution	0	815.98	C
06/22	Tax Distribution	0	2,700.49	C
06/23	Tax Distribution	0	2,495.32	C
06/23	Tax Distribution	0	2,961.89	C
06/23	Tax Distribution	0	1,388.79	C
06/23	Tax Distribution	0	556.05	C
06/23	Tax Distribution	0	1,528.19	C
06/23	Tax Distribution	0	2,043.14	C
06/24	Tax Distribution	0	(387.91)	C
06/24	Tax Distribution	0	10,512.18	C



Yavapai County Treasurer

Monthly Statement

Date Range: 6/1/2020 to 6/30/2020

06/24	Tax Distribution	0	3,728.67	C
06/24	Tax Distribution	0	1,045.70	C
06/24	Tax Distribution	0	5,295.87	C
06/24	Tax Distribution	0	9.58	C
06/25	Tax Distribution	0	2,733.61	C
06/25	Tax Distribution	0	3.75	C
06/25	Tax Distribution	0	8,184.58	C
06/25	Tax Distribution	0	8,711.35	C
06/25	Tax Distribution	0	3,550.08	C
06/25	Tax Distribution	0	3,906.31	C
06/26	Tax Distribution	0	3,156.50	C
06/26	Tax Distribution	0	3,266.43	C
06/26	Tax Distribution	0	240.63	C
06/26	Tax Distribution	0	2,822.53	C
06/29	Tax Distribution	0	913.43	C
06/29	Tax Distribution	0	6,670.05	C
06/29	Tax Distribution	0	1,022.65	C
06/29	Tax Distribution	0	2,545.37	C
06/30	Tax Distribution	0	9,581.85	C
06/30	Tax Distribution	0	5,148.32	C
06/30	Tax Distribution	0	2,774.76	C
12100.2011 2011 Personal Property Taxes			Source Code Total: 25.97	
06/08	Tax Distribution	0	1.40	C
06/30	Tax Distribution	0	24.57	C
12100.2012 2012 Personal Property Taxes			Source Code Total: 46.55	
06/30	Tax Distribution	0	46.55	C
12100.2013 2013 Personal Property Taxes			Source Code Total: 49.17	
06/30	Tax Distribution	0	49.17	C
12100.2014 2014 Personal Property Taxes			Source Code Total: 66.95	
06/02	Tax Distribution	0	17.20	C
06/30	Tax Distribution	0	49.75	C
12100.2015 2015 Personal Property Taxes			Source Code Total: 52.16	
06/30	Tax Distribution	0	52.16	C
12100.2016 2016 Personal Property Taxes			Source Code Total: 65.25	
06/26	Tax Distribution	0	12.38	C
06/30	Tax Distribution	0	52.87	C
12100.2017 2017 Personal Property Taxes			Source Code Total: 53.71	
06/30	Tax Distribution	0	53.71	C
12100.2018 2018 Personal Property Taxes			Source Code Total: 463.94	
06/02	Tax Distribution	0	57.05	C
06/11	Tax Distribution	0	10.54	C
06/15	Tax Distribution	0	10.54	C
06/23	Tax Distribution	0	184.72	C



Yavapai County Treasurer

Monthly Statement

Date Range: 6/1/2020 to 6/30/2020

06/24	Tax Distribution	0	1.51	C
06/25	Tax Distribution	0	70.94	C
06/25	Tax Distribution	0	56.17	C
06/29	Tax Distribution	0	7.95	C
06/29	Tax Distribution	0	10.05	C
06/30	Tax Distribution	0	54.47	C
12100.2019 2019 Personal Property Taxes			Source Code Total: 3,594.42	
06/02	Tax Distribution	0	5.62	C
06/03	Tax Distribution	0	136.85	C
06/10	Tax Distribution	0	49.14	C
06/11	Tax Distribution	0	75.83	C
06/11	Tax Distribution	0	312.69	C
06/12	Tax Distribution	0	32.18	C
06/22	Tax Distribution	0	26.79	C
06/22	Tax Distribution	0	37.84	C
06/23	Tax Distribution	0	176.71	C
06/24	Tax Distribution	0	314.96	C
06/24	Tax Distribution	0	235.50	C
06/24	Tax Distribution	0	102.21	C
06/25	Tax Distribution	0	76.54	C
06/25	Tax Distribution	0	297.75	C
06/25	Tax Distribution	0	167.12	C
06/25	Tax Distribution	0	105.88	C
06/25	Tax Distribution	0	283.37	C
06/26	Tax Distribution	0	36.57	C
06/26	Tax Distribution	0	15.31	C
06/26	Tax Distribution	0	168.54	C
06/26	Tax Distribution	0	59.82	C
06/29	Tax Distribution	0	371.90	C
06/29	Tax Distribution	0	169.87	C
06/30	Tax Distribution	0	143.87	C
06/30	Tax Distribution	0	191.56	C
37122.0 Fire District Deposit			Source Code Total: 5,778.12	
06/04	Deposit	0	2,889.06	C
06/30	Deposit	0	2,889.06	C
37150.0 FDAT Distributions			Source Code Total: 4,474.24	
06/01	Fire Dist Assistance Tax 0.146399	0	120.80	C
06/02	Fire Dist Assistance Tax 0.146399	0	116.18	C
06/03	Fire Dist Assistance Tax 0.146399	0	764.34	C
06/04	Fire Dist Assistance Tax 0.146399	0	62.24	C
06/05	Fire Dist Assistance Tax 0.146399	0	93.74	C
06/08	Fire Dist Assistance Tax 0.146399	0	189.60	C
06/09	Fire Dist Assistance Tax 0.146399	0	17.58	C



Yavapai County Treasurer

Monthly Statement

Date Range: 6/1/2020 to 6/30/2020

06/10	Fire Dist Assistance Tax 0.146399	0	52.05	C
06/11	Fire Dist Assistance Tax 0.146399	0	119.25	C
06/12	Fire Dist Assistance Tax 0.146399	0	94.31	C
06/15	Fire Dist Assistance Tax 0.146399	0	67.17	C
06/16	Fire Dist Assistance Tax 0.146399	0	26.51	C
06/17	Fire Dist Assistance Tax 0.146399	0	272.55	C
06/18	Fire Dist Assistance Tax 0.146399	0	61.51	C
06/19	Fire Dist Assistance Tax 0.146399	0	60.18	C
06/22	Fire Dist Assistance Tax 0.146399	0	264.91	C
06/23	Fire Dist Assistance Tax 0.146399	0	198.47	C
06/24	Fire Dist Assistance Tax 0.146399	0	394.75	C
06/25	Fire Dist Assistance Tax 0.146399	0	623.41	C
06/26	Fire Dist Assistance Tax 0.146399	0	248.16	C
06/29	Fire Dist Assistance Tax 0.146399	0	281.60	C
06/30	Fire Dist Assistance Tax 0.146399	0	344.93	C
38108.0 Interest on Investments Charles Schwab			Source Code Total: 12,092.24	
06/29	Investment Interest	0	12,092.24	C
38109.0 Interest on Investments St Treas			Source Code Total: 575.09	
06/29	Investment Interest	0	575.09	C
91032.0 Warrants Redeemed			Source Code Total: (35.00)	
06/19	Paid Warrants	0	(35.00)	D
91702.0 Transfer out			Source Code Total: (863,374.25)	
06/16	Tfr per CAFMA 6/16/20 email request	0	(863,374.25)	D
6060040000 Central Yavapai Fire Dist GF			Ending Balance: 989,851.12	

Warrant Detail

Payee Name	Warrant	Amount	Issue Dt	Status Dt	Voucher
6060040000 Central Yavapai Fire Dist GF		Account Total: 35.00			
Fund: 0600		Fund Total: 35.00			
Status: PAID		Status Total: 35.00			
/	0706001045	35.00	06/01/20	06/19/20	
		Count	Amount		
Total PAID:		1	35.00		

CENTRAL YAVAPAI FIRE DISTRICT
Bank Reconciliation Summary
For the Bank Statement ending: 6/30/2020

BANK CONTROL ID: CYFD - GENERAL FUND		DESC: GENERAL FUND	ACCOUNT NO: 1100
Beginning Balance:	06/01/20		\$1,628,794.08
Deposits and Credits:			\$224,466.29
Checks and Charges:			(\$863,409.25)
Adjustments:			\$0.00
Ending Balance Per Reconciliation:			\$989,851.12
Ending Balance Per Bank Statement:	06/30/20		\$989,851.12
* Outstanding Deposits and Credits:	06/30/20		\$0.00
* Outstanding Checks and Charges:	06/30/20		(\$140.00)
Ending Book Balance:			\$989,711.12

CENTRAL YAVAPAI FIRE DISTRICT
BR Checks and Charges Cleared
For the Bank Statement ending: 6/30/20

CYFD		General Fund			General Fund	1100
Date	Document	Description	Module	Company	Amount	
06/01/20	706001045	Burch & Cracchiolo, PA	AP	CYFD	\$35.00	
06/30/20	Cash With Yav Cty	Fire Authority Funding June 20	GL	CYFD	\$863,374.25	
TOTAL CHECKS AND CHARGES CLEARED:					\$863,409.25	

CENTRAL YAVAPAI FIRE DISTRICT
BR Checks and Charges Outstanding
For the Bank Statement ending: 6/30/20

CYFD		General Fund			General Fund		1100
Date	Document	Description	Module	Company	Amount		
06/29/20	706001046	Burch & Cracchiolo, PA	AP	CYFD	\$140.00		
TOTAL CHECKS AND CHARGES OUTSTANDING:					\$140.00		

CENTRAL YAVAPAI FIRE DISTRICT
BR Deposits and Credits Cleared
For the Bank Statement ending: 6/30/20

CYFD		General Fund			1100
Date	Document	Description	Module	Company	Amount
06/10/20	5105	Deposit	AR	CYFD	\$2,889.06
06/30/20	5106	Deposit	AR	CYFD	\$2,889.06
06/30/20	Cash With Yav Cty	Tax and Interest Revenue June	GL	CYFD	\$218,688.17
TOTAL DEPOSITS AND CREDITS CLEARED:					\$224,466.29

CENTRAL YAVAPAI FIRE DISTRICT
BR Deposits and Credits Outstanding
For the Bank Statement ending:

Date	Document	Description	Module	Company	Amount
------	----------	-------------	--------	---------	--------

TOTAL DEPOSITS AND CREDITS OUTSTANDING:

CENTRAL YAVAPAI FIRE DISTRICT
Bank Reconciliation Register

Document Number	Date	BR Status	Void?	Description	Date Cleared	Amount
-----------------	------	-----------	-------	-------------	--------------	--------

MODULE: CHECKS FROM ACCOUNTS PAYABLE

BANK CONTROL ID: CYFD - GENERAL FUND						
706001045	06/01/20	Marked	No	Burch & Cracchiolo, PA	07/17/20	\$35.00
706001046	06/29/20	Retrieved	No	Burch & Cracchiolo, PA		\$140.00
SUB TOTAL FOR BANK:						\$175.00
TOTAL FOR MODULE:						\$175.00

MODULE: DEPOSITS FROM ACCOUNTS RECEIVABLE

BANK CONTROL ID: CYFD - GENERAL FUND						
5105	06/10/20	Marked	No	Deposit	07/17/20	\$2,889.06
5106	06/30/20	Marked	No	Deposit	07/17/20	\$2,889.06
SUB TOTAL FOR BANK:						\$5,778.12
TOTAL FOR MODULE:						\$5,778.12

MODULE: JOURNAL ENTRIES FROM GENERAL LEDGER

BANK CONTROL ID: CYFD - GENERAL FUND						
Cash With Yav Cty	06/30/20	Marked	No	Fire Authority Funding June 20	07/17/20	\$863,374.25
Cash With Yav Cty	06/30/20	Marked	No	Tax and Interest Revenue June	07/17/20	\$218,688.17
SUB TOTAL FOR BANK:						\$1,082,062.42
TOTAL FOR MODULE:						\$1,082,062.42

CENTRAL YAVAPAI FIRE DISTRICT
BR Adjustments Report
For the Bank Statement ending:

Date	Document	Description	GL Account	Offset Amt	Adj. Amt
------	----------	-------------	------------	------------	----------

DOCUMENT:

ADJUSTMENT DOCUMENT " TOTAL:

TOTAL FOR ALL ADJUSTMENTS:

7/17/20
9:40:02 AM

CENTRAL YAVAPAI FIRE DISTRICT
Income Statement
(Original Budget to Actual Comparison)
For the period of 6/1/2020 Through 6/30/2020

	Account	Actual	Current Period Budget	Variance	%	Actual	Year To Date Budget	Variance	%
<u>Revenues</u>									
Real Estate Tax	400000000	\$197,128.48	\$0.00	\$197,128.48	0.0%	\$17,514,977.11	\$17,960,663.00	\$(445,685.89)	(2.5)%
Personal Property Tax	410000000	4,418.12	0.00	4,418.12	0.0	272,259.85	0.00	272,259.85	0.0
Fire District Assistance Tax	420000000	4,474.24	0.00	4,474.24	0.0	400,799.36	366,547.00	34,252.36	9.3
Cell Tower Lease Revenue	477500000	5,778.12	0.00	5,778.12	0.0	41,660.60	0.00	41,660.60	0.0
Interest Income-General Fund	490000000	12,667.33	0.00	12,667.33	0.0	38,452.43	0.00	38,452.43	0.0
Misc. Income	510000000	0.00	0.00	0.00	0.0	162,500.00	0.00	162,500.00	0.0
Communications Contracting Revenue	514041000	0.00	0.00	0.00	0.0	0.00	38,000.00	(38,000.00)	(100.0)
Net Revenues		\$224,466.29	\$0.00	\$224,466.29	0.0 %	\$18,430,649.35	\$18,365,210.00	\$65,439.35	0.4 %
<u>Personnel Expenses</u>									
Fire Authority Funding	670010000	\$863,374.25	\$0.00	\$(863,374.25)	0.0%	\$17,691,606.15	\$18,334,210.00	\$642,603.85	3.5%
Total Personnel Expenses		\$863,374.25	\$0.00	\$(863,374.25)	0.0 %	\$17,691,606.15	\$18,334,210.00	\$642,603.85	3.5 %
<u>Service Expenses</u>									
Audit & Accounting	640010000	\$0.00	\$0.00	\$0.00	0.0%	\$7,033.75	\$5,000.00	\$(2,033.75)	(40.7)%
Legal Services - Routine	641010000	0.00	0.00	0.00	0.0	2,387.50	5,000.00	2,612.50	52.3
Legal Services - Non-Routine	641010600	175.00	0.00	(175.00)	0.0	13,245.00	1,000.00	(12,245.00)	(1224.5)
Fire Board Expenses	644110000	0.00	0.00	0.00	0.0	512.12	0.00	(512.12)	0.0
Misc/Admin	661010000	0.00	0.00	0.00	0.0	56.95	0.00	(56.95)	0.0
Total Service Expenses		\$175.00	\$0.00	\$(175.00)	0.0 %	\$23,235.32	\$11,000.00	\$(12,235.32)	(111.2)%
Total Expenses		\$863,549.25		\$(863,549.25)		\$17,714,841.47	\$18,345,210.00	\$630,368.53	3.4%
Income (Loss) from Operations		\$(639,082.96)	\$0.00	\$(639,082.96)	0.0%	\$715,807.88	\$20,000.00	\$695,807.88	3479.0%
<u>Contingency</u>									
Funded Contingency/Admin	780010000	\$0.00	\$0.00	\$0.00	0.0%	\$0.00	\$(20,000.00)	\$20,000.00	100.0%
Total Contingency		\$0.00	\$0.00	\$0.00	0.0 %	\$0.00	\$(20,000.00)	\$20,000.00	100.0 %
Net Income (Loss)		\$(639,082.96)	\$0.00	\$(639,082.96)	0.0%	\$715,807.88	\$0.00	\$715,807.88	0.0%

7/17/20
9:40:13 AM

CENTRAL YAVAPAI FIRE DISTRICT

Balance Sheet
As of 6/30/2020

Assets

Current Assets

Cash with Yavapai County	\$989,711.12	
Taxes Receivable	281,525.50	
Total Current Assets		\$1,271,236.62

Total Assets

\$1,271,236.62

Liabilities and Net Assets

Current Liabilities

Accounts Payable	\$2,594.05	
CAFMA accounts payable	235,812.86	
Total Current Liabilities		\$238,406.91

Total Liabilities

\$238,406.91

Net Assets

Fund Balance	\$317,021.83	
Current Year Net Assets	715,807.88	
Total Net Assets		1,032,829.71

Total Liabilities and Net Assets

\$1,271,236.62

CENTRAL YAVAPAI FIRE DISTRICT
GL Account Ledger - Detail By Period
6/1/2020 through 6/30/2020

Batch	Journal	Entry #	Date	Job	Document	Description	Debits	Credits	Balance
1100.0.0.000		CASH WITH YAVAPAI COUNTY							\$1,628,794.08
4815	CD	1488971	06/01/20		706001045	Burch & Cracchiolo, PA - Cash Disbursement BURCH1	-	35.00	1,628,759.08
4817	CR	1488978	06/10/20		3323290016	AT&T MOBILITY, LLC -	2,889.06	-	1,631,648.14
4819	CD	1488982	06/29/20		706001046	Burch & Cracchiolo, PA - Cash Disbursement BURCH1	-	140.00	1,631,508.14
4820	CR	1488984	06/30/20		3323349547	AT&T MOBILITY, LLC -	2,889.06	-	1,634,397.20
4818	A	1488981	06/30/20		Cash With Yav Cty	Fire Authority Funding June 2020	-	863,374.25	771,022.95
4821	A	1488986	06/30/20		Cash With Yav Cty	Tax and Interest Revenue June 2020	218,688.17	-	989,711.12
CASH WITH YAVAPAI COUNTY TOTALS:							\$224,466.29	\$863,549.25	\$989,711.12
TOTAL OF LEDGER:							\$224,466.29	\$863,549.25	\$989,711.12

CENTRAL YAVAPAI FIRE DISTRICT
GL Trial Balance Worksheet
For The Period of 6/1/2020 through 6/30/2020

Account	Description	Balances				Adjustments
		Beginning	Debits	Credits	Ending	
1100.0.0.000	Cash with Yavapai County	\$1,628,794.08	\$224,466.29	\$863,549.25	\$989,711.12	
TOTALS:		<u>\$1,628,794.08</u>	<u>\$224,466.29</u>	<u>\$863,549.25</u>	<u>\$989,711.12</u>	