

CHINO VALLEY FIRE DISTRICT
GENERAL FUND - CHECK RECONCILIATION JUNE, 2020

Reconciliation:	
Beginning Balance:	\$ 344,094.68
Deposits:	\$ 57,128.26
Transfer Out - Fire Authority:	\$ (228,518.29)
Interest Paid on Tax Roll Correct:	\$ -
Disbursements:	\$ -
Reversing Entry:	\$ -
Ending Balance:	\$ 172,704.65

Difference Between Balances: \$ -

Deposits Per Bank Statement:	
Real Estate Taxes:	\$ 46,546.52
Personal Property Taxes:	\$ 3,132.12
Fire District Assistance Tax:	\$ 4,474.24
Fire District Deposit:	\$ -
Transfer Out-Fire Authority:	\$ 228,518.29
ADOT & Fish and Game In Lieu:	\$ -
Interest Paid - Tax Roll Corrections	\$ -
Adjustments (Warrants Issued):	\$ -
Interest Income:	\$ 2,975.38
Correct errors made by County	\$ -
Ending Balance:	\$ 285,646.55

Bank Statement Balance:	
Balance Per Bank:	\$ 172,704.65
Outstanding Checks:	\$ -
Outstanding Deposits:	\$ -
Reversing Entry:	\$ -

Ending Balance: \$ 172,704.65

G/L Ending Balance: \$ 172,704.65

\$ 172,704.65

Bank Reconciliation Register:	
Checks From Accounts Payable:	\$ -
Total Checks:	\$ -


Deposits From Accounts Receivable: \$ -
Journal Entries From General Ledger: \$ 285,646.55

Ending Balance: \$ 285,646.55

Reconciliation Approved By:

Scott Freitag

Scott Freitag, Fire Chief

 Digitally signed by Scott Freitag
Date: 2020.07.20 13:27:33 -07'00'

Reconciliation Reviewed By:

Dave Tharp


David Tharp, Assistant Chief of Administration

 Digitally signed by Dave Tharp
Date: 2020.07.20 13:06:09 -07'00'

Reconciliation Prepared By:

Karen Butler

Karen Butler, Finance Specialist III

 Digitally signed by Karen Butler
Date: 2020.07.17 13:33:46 -07'00'

CHINO VALLEY FIRE DISTRICT
General Fund Tax Collection Information

Total Levy Month	FY 15-16 \$3,481,052 Collected	FY 16-17 \$3,547,699 Collected	FY 17-18 \$3,707,996 Collected	FY 18-19 \$3,926,501 Collected	FY 19-20 \$4,190,442 Collected
July	\$32,572	\$10,160	\$24,936	\$21,890	\$14,597
%	0.936%	0.286%	0.672%	0.557%	0.348%
% To Date	0.9357%	0.2864%	0.6725%	0.5575%	0.3483%
August	\$26,909	\$18,803	\$10,622	\$12,226	\$10,746
%	0.773%	0.530%	0.286%	0.311%	0.256%
% To Date	1.7087%	0.8164%	0.9590%	0.8688%	0.6048%
September	\$296,716	\$182,315	\$178,141	\$25,209	\$30,894
%	8.524%	5.139%	4.804%	0.642%	0.737%
% To Date	10.2324%	5.9553%	5.7632%	1.5109%	1.3420%
October	\$1,237,993	\$834,512	\$1,503,325	\$1,610,381	\$1,807,742
%	35.564%	23.523%	40.543%	41.013%	43.140%
% To Date	45.7962%	29.4779%	46.3060%	42.5240%	44.4817%
November	\$289,817	\$866,615	\$290,266	\$498,787	\$373,908
%	8.326%	24.428%	7.828%	12.703%	8.923%
% To Date	54.1218%	53.9055%	54.1341%	55.2271%	53.4046%
December	\$220,662	\$227,672	\$223,661	\$236,727	\$286,760
%	6.3389%	6.4175%	6.0319%	6.0289%	6.8432%
% To Date	60.4607%	60.3229%	60.1659%	61.2560%	60.2478%
January	\$76,744	\$89,048	\$153,278	\$117,994	\$115,429
%	2.2046%	2.5100%	4.1337%	3.0051%	2.7546%
% To Date	62.6653%	62.8330%	64.2997%	64.2611%	63.0023%
February	\$87,184	\$94,094	\$95,262	\$54,476	\$104,991
%	2.5045%	2.6523%	2.5691%	1.3874%	2.5055%
% To Date	65.1698%	65.4852%	66.8688%	65.6485%	65.5078%
March	\$124,511	\$141,015	\$127,298	\$138,910	\$142,182
%	3.5768%	3.9748%	3.4331%	3.5377%	3.3930%
% To Date	68.7467%	69.4600%	70.3018%	69.1863%	68.9008%
April	\$910,876	\$821,855	\$794,289	\$955,634	\$983,917
%	26.1667%	23.1659%	21.4210%	24.3380%	23.4800%
% To Date	94.9134%	92.6259%	91.7228%	93.5243%	92.3809%
May	\$125,156	\$195,151	\$238,700	\$189,925	\$206,496
%	3.5954%	5.5008%	6.4374%	4.8370%	4.9278%
% To Date	98.5087%	98.1267%	98.1602%	98.3613%	97.3086%
June	\$66,848	\$66,097	\$80,520	\$84,895	\$49,679
%	1.9203%	1.8631%	2.1715%	2.1621%	1.1855%
% To Date	100.4290%	99.9898%	100.3318%	100.5234%	98.4942%
TOTALS	\$3,495,987	\$3,547,337	\$3,720,297	\$3,947,053	\$4,127,341
Delinquency	-0.4290%	0.0102%	-0.3318%	-0.5234%	1.5058%

CHINO VALLEY FIRE DISTRICT
FDAT Collection Information

Total Levy Month	FY 15-16 \$313,900 Collected	FY 16-17 \$313,900 Collected	FY 17-18 \$333,290 Collected	FY 18-19 \$333,290 Collected	FY 19-20 \$366,547 Collected
July	\$2,501	\$1,423	\$1,630	\$1,238	\$1,475
%	0.797%	0.453%	0.489%	0.371%	0.403%
% To Date	0.7966%	0.4533%	0.4891%	0.3715%	0.4025%
August	\$1,456	\$661	\$554	\$707	\$653
%	0.464%	0.211%	0.166%	0.212%	0.178%
% To Date	1.2606%	0.6638%	0.6553%	0.5835%	0.5806%
September	\$26,332	\$8,777	\$12,654	\$3,182	\$1,853
%	8.389%	2.796%	3.797%	0.955%	0.505%
% To Date	9.6492%	3.4600%	4.4520%	1.5382%	1.0861%
October	\$97,909	\$86,411	\$93,081	\$139,813	\$107,270
%	31.191%	27.528%	27.928%	41.949%	29.265%
% To Date	40.8405%	30.9881%	32.3799%	43.4877%	30.3510%
November	\$43,410	\$75,219	\$74,651	\$59,861	\$30,666
%	13.8292%	23.9628%	22.3983%	17.9606%	8.3663%
% To Date	54.6697%	54.9510%	54.7782%	61.4483%	38.7172%
December	\$20,201	\$24,923	\$21,663	\$25,413	\$112,035
%	6.4354%	7.9398%	6.4997%	7.6250%	30.5650%
% To Date	61.1052%	62.8907%	61.2779%	69.0733%	69.2822%
January	\$10,565	\$11,762	\$16,138	\$11,149	\$11,446
%	3.3658%	3.7471%	4.8420%	3.3450%	3.1227%
% To Date	64.4710%	66.6378%	66.1199%	72.4183%	72.4049%
February	\$7,946	\$8,291	\$8,056	\$7,409	\$10,419
%	2.531%	2.641%	2.417%	2.223%	2.842%
% To Date	67.0024%	69.2790%	68.5368%	74.6413%	75.2473%
March	\$12,018	\$12,638	\$12,174	\$13,713	\$13,361
%	3.8286%	4.0263%	3.6528%	4.1143%	3.6452%
% To Date	70.8310%	73.3052%	72.1897%	78.7556%	78.8925%
April	\$35,416	\$62,586	\$63,209	\$79,859	\$85,315
%	11.2825%	19.9382%	18.9651%	23.9607%	23.2754%
% To Date	82.1134%	93.2434%	91.1548%	102.7164%	102.1679%
May	\$51,376	\$23,662	\$23,731	\$18,881	\$21,832
%	16.3671%	7.5381%	7.1201%	5.6650%	5.9561%
% To Date	98.4805%	100.7815%	98.2749%	108.3813%	108.1240%
June	\$6,266	\$4,682	\$5,094	\$5,726	\$4,474
%	1.9962%	1.4917%	1.5285%	1.7181%	1.2206%
% To Date	100.4767%	102.2732%	99.8034%	110.0995%	109.3446%
TOTALS	\$315,396	\$321,035	\$332,635	\$366,951	\$400,799
Delinquency	-0.4767%	-2.2732%	0.1966%	-10.0995%	-9.3446%

100.0000% 100.0000% 100.0000% 100.0000% 100.0000%



2019 - 2020 Cash Flow by Month : JUNE

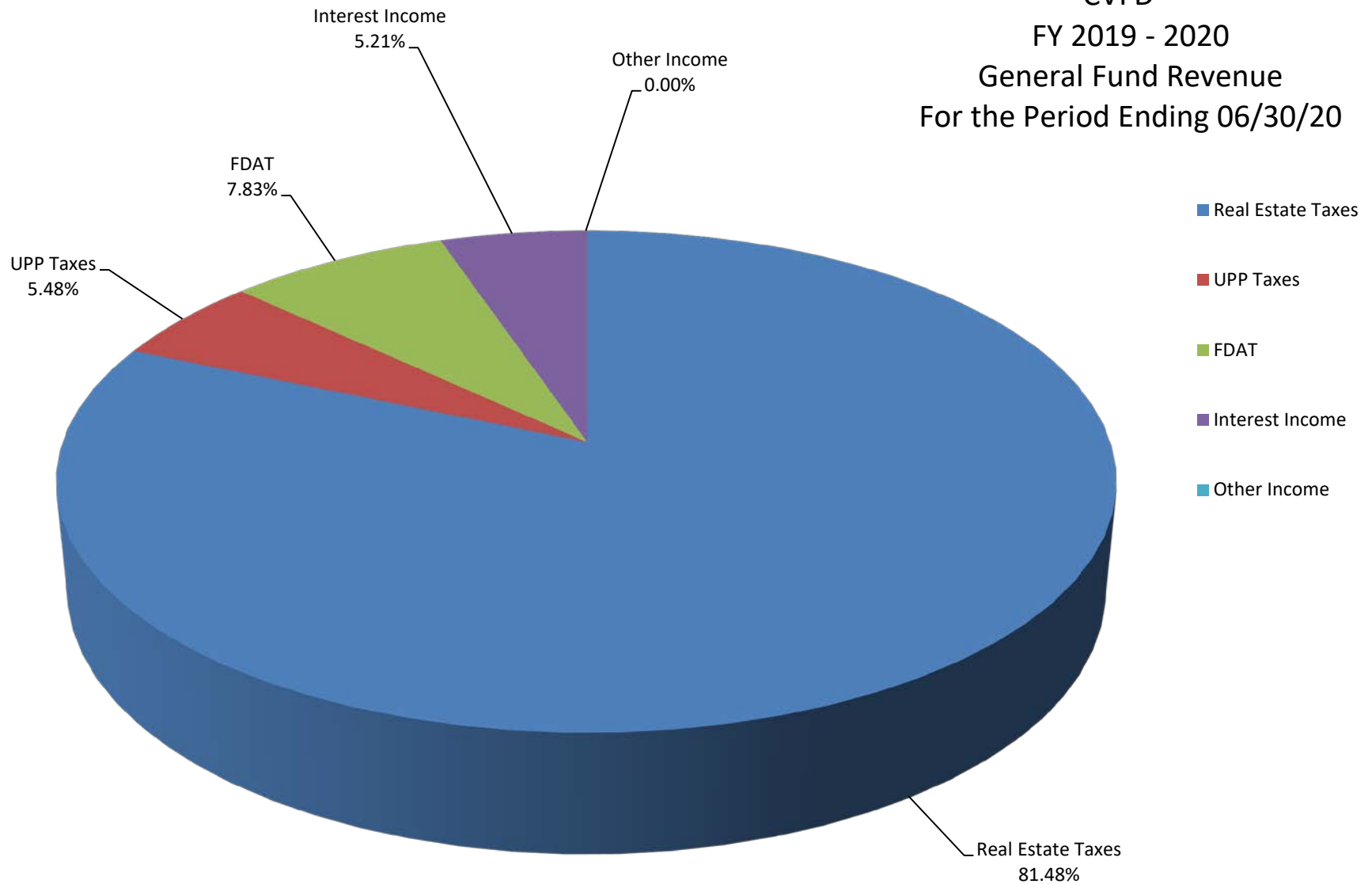
Actual												
	July	Aug.	Sept.	Oct.	Nov.	Dec.	Jan.	Feb.	March	April	May	June
Revenues:												
Taxes	14,597	10,706	30,894	1,807,742	373,908	286,760	115,429	104,991	142,182	983,917	206,496	49,679
FDAT	1,475	692	1,853	107,270	30,666	112,035	11,446	10,419	13,361	85,315	21,832	4,474
Interest Income	410	897	990	118	(2)	3,262	588	-	760	194	191	2,975
Other Income	-	-	-	-	-	-	150	-	-	-	-	-
RevenueTotals:	16,483	12,296	33,737	1,915,130	404,572	402,057	127,613	115,410	156,303	1,069,426	228,518	57,128
Expenditures:												
Audit/Accounting, Election, Legal, Fire Board Expenses	305	126	1,970	-	-	1,713	4,000	-	203	45	-	-
Contingency	-	-	-	-	-	-	-	-	-	-	-	-
Fire Authority Funding	92,435	-	28,779	33,737	1,915,130	404,572	357,057	127,613	115,410	156,303	1,069,426	228,518
Miscellaneous	-	-	-	-	-	-	-	-	0	-	-	-
ExpenditureTotals:	92,740	126	30,749	33,737	1,915,130	406,284	361,057	127,613	115,613	156,348	1,069,426	228,518
Monthly Net Cash	(76,257)	12,170	2,988	1,881,394	(1,510,558)	(4,227)	(233,444)	(12,203)	40,690	913,078	(840,908)	(171,390)
Cumulative Net Cash	(76,257)	(64,087)	(61,099)	1,820,294	309,736	305,509	72,065	59,861	100,552	1,013,630	172,722	1,332

Cash Balance

**CHINO VALLEY FIRE DISTRICT
REVENUE GRAPH DATA**

	JUNE, 2020	YTD	
	Revenue	Budget	%
Real Estate Taxes	\$ 46,547	\$ 4,190,442	81.48
UPP Taxes	\$ 3,132	\$ -	5.48
FDAT	\$ 4,474	\$ 366,547	7.83
Interest Income	\$ 2,975	\$ -	5.21
Other Income	\$ -	\$ 2,000	0.00
TOTALS:	\$ 57,128	\$ 4,558,989	100.00

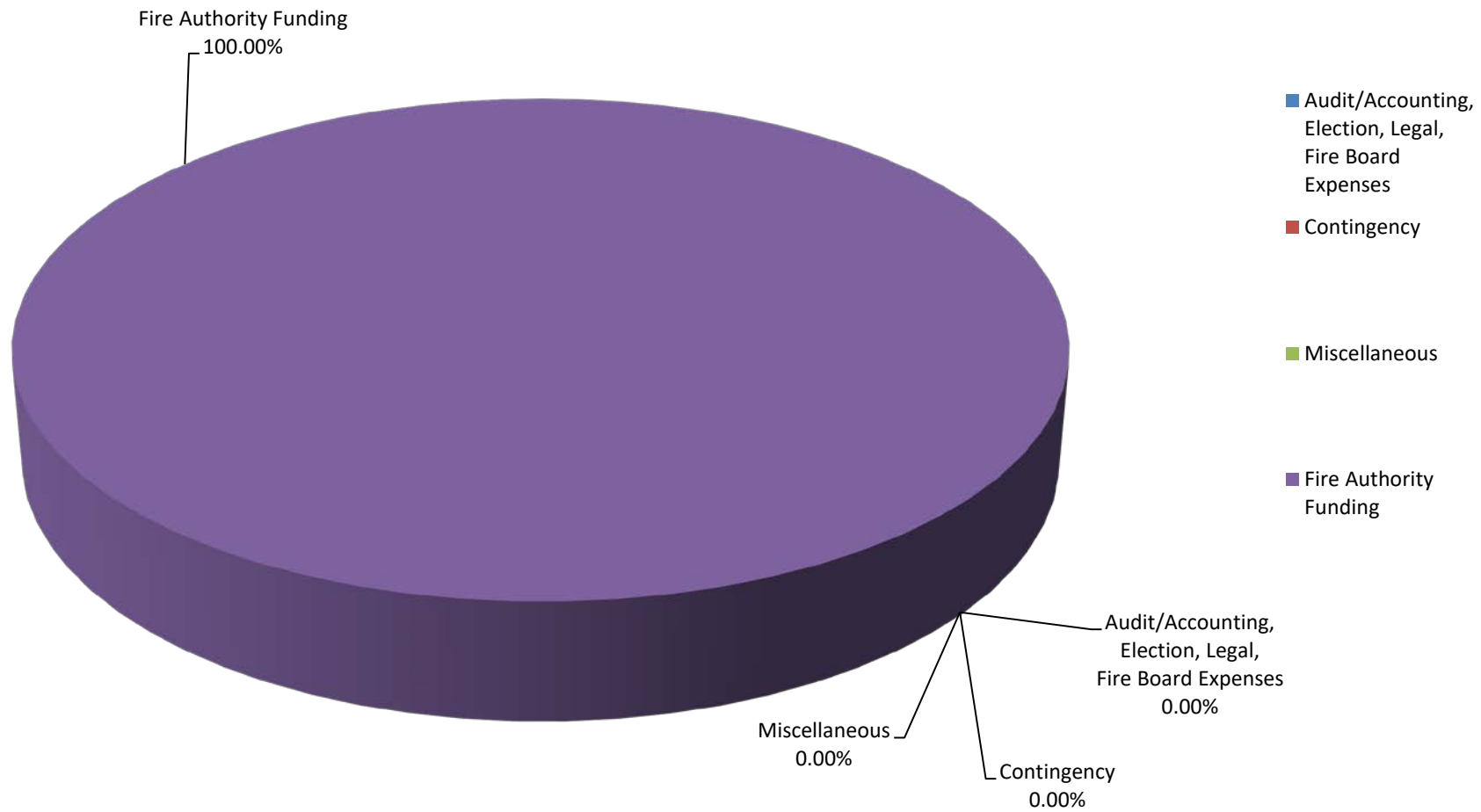
CVFD
FY 2019 - 2020
General Fund Revenue
For the Period Ending 06/30/20



**CHINO VALLEY FIRE DISTRICT
EXPENSE GRAPH DATA**

	JUNE, 2020	YTD	
	Revenue	Budget	%
Audit/Accounting, Election, Legal, Fire Board Expenses	\$ -	\$ 11,000	-
Contingency	\$ -	\$ 20,000	-
Miscellaneous	\$ -	\$ -	-
Fire Authority Funding	\$ 228,518	\$ 4,547,989	100.00
TOTALS:	\$ 228,518	\$ 4,578,989	100.00

CVFD
FY 2019 - 2020
General Fund Expenditures
For the Period Ending 06/30/20



CHINO VALLEY FIRE DISTRICT
GENERAL FUND - JUNE, 2020

Real Estate Taxes:	\$	46,546.52
UPP Taxes:	\$	3,132.12
FDAT:	\$	4,474.24
Interest Received:	\$	2,975.38
Other:	\$	-
<hr/>		
TOTAL:	\$	57,128.26
<hr/>		

Transferred to CAFMA:	\$	228,518.29
-----------------------	----	------------



Yavapai County Treasurer

Monthly Statement

Date Range: 6/1/2020 to 6/30/2020

Chino Valley Fire Dist GF
Fund: 6065540000



Yavapai County Treasurer

Monthly Statement

Date Range: 6/1/2020 to 6/30/2020

Account	Period	YTD		
6065540000	Chino Valley Fire Dist GF			
Begin Balance:	344,094.68	201,574.02		
Income:	57,128.26 ✓	4,538,738.65		
LOC Advance:	.00	.00		
Expense:	(228,518.29)	(4,567,608.02)	LOC:	.00
LOC Payments:	.00	.00	Warrants Outstanding:	.00
Cash Balance:	172,704.65	172,704.65	End:	172,704.65



Yavapai County Treasurer

Monthly Statement

Date Range: 6/1/2020 to 6/30/2020

Monthly Statement Summary

Source Code	Description	MTDAmount	YTDAmount
6065540000	Chino Valley Fire Dist GF	Beginning Balance:	344,094.68
			201,574.02
11100.2008	2008 Real Estate Taxes	.00	85.17
11100.2009	2009 Real Estate Taxes	.00	114.91
11100.2010	2010 Real Estate Taxes	.00	105.51
11100.2011	2011 Real Estate Taxes	.00	80.64
11100.2012	2012 Real Estate Taxes	.00	61.54
11100.2013	2013 Real Estate Taxes	.00	61.68
11100.2014	2014 Real Estate Taxes	.00	41.44
11100.2015	2015 Real Estate Taxes	.00	44.74
11100.2016	2016 Real Estate Taxes	.00	(119.65)
11100.2017	2017 Real Estate Taxes	.00	(108.95)
11100.2018	2018 Real Estate Taxes	.00	82,715.78
11100.2019	2019 Real Estate Taxes	46,546.52	3,952,189.92
12100.2004	2004 Personal Property Taxes	.00	13.22
12100.2007	2007 Personal Property Taxes	.00	132.89
12100.2009	2009 Personal Property Taxes	.00	61.49
12100.2010	2010 Personal Property Taxes	.00	83.39
12100.2011	2011 Personal Property Taxes	.00	30.71
12100.2012	2012 Personal Property Taxes	.00	20.23
12100.2013	2013 Personal Property Taxes	.00	20.28
12100.2014	2014 Personal Property Taxes	3.58	85.09
12100.2015	2015 Personal Property Taxes	.00	129.71
12100.2016	2016 Personal Property Taxes	19.11	409.69
12100.2017	2017 Personal Property Taxes	.00	516.29
12100.2018	2018 Personal Property Taxes	147.10	3,528.57
12100.2019	2019 Personal Property Taxes	2,962.33	87,036.37
37130.0	ADOT & Fish and Game in-lieu	.00	149.65
37150.0	FDAT Distributions	4,474.24	400,799.36
38108.0	Interest on Investments Charles Schwab	2,840.30	4,889.02
38109.0	Interest on Investments St Treas	135.08	5,559.96
90002.0	Interest Pd on Tax Roll Corrections	.00	(65.93)
91032.0	Warrants Redeemed	.00	(38,562.76)
91702.0	Transfer out	(228,518.29)	(4,528,979.33)
		Ending Balance:	172,704.65
			172,704.65

Monthly Statement Detail

Date	Notes	Doc #	Amount	C/D
------	-------	-------	--------	-----



Yavapai County Treasurer

Monthly Statement

Date Range: 6/1/2020 to 6/30/2020

6065540000 Chino Valley Fire Dist GF			Beginning Balance: 344,094.68	
11100.2019 2019 Real Estate Taxes			Source Code Total: 46,546.52	
06/01	Tax Distribution	0	240.00	C
06/01	Tax Distribution	0	1,062.76	C
06/01	Tax Distribution	0	563.99	C
06/01	Tax Distribution	0	487.58	C
06/02	Tax Distribution	0	1,065.24	C
06/02	Tax Distribution	0	161.41	C
06/02	Tax Distribution	0	1.80	C
06/02	Tax Distribution	0	658.45	C
06/03	Tax Distribution	0	733.95	C
06/03	Tax Distribution	0	765.75	C
06/03	Tax Distribution	0	5,728.39	C
06/03	Tax Distribution	0	295.23	C
06/04	Tax Distribution	0	644.55	C
06/04	Tax Distribution	0	386.89	C
06/05	Tax Distribution	0	60.83	C
06/05	Tax Distribution	0	664.34	C
06/08	Tax Distribution	0	3,424.46	C
06/08	Tax Distribution	0	50.44	C
06/09	Tax Distribution	0	249.45	C
06/10	Tax Distribution	0	169.92	C
06/10	Tax Distribution	0	460.87	C
06/11	Tax Distribution	0	1,752.76	C
06/11	Tax Distribution	0	379.68	C
06/12	Tax Distribution	0	312.16	C
06/12	Tax Distribution	0	884.28	C
06/15	Tax Distribution	0	132.32	C
06/15	Tax Distribution	0	301.27	C
06/15	Tax Distribution	0	149.48	C
06/16	Tax Distribution	0	124.70	C
06/16	Tax Distribution	0	173.10	C
06/17	Tax Distribution	0	913.02	C
06/17	Tax Distribution	0	4,030.15	C
06/17	Tax Distribution	0	779.17	C
06/18	Tax Distribution	0	240.88	C
06/19	Tax Distribution	0	60.79	C
06/19	Tax Distribution	0	544.02	C
06/19	Tax Distribution	0	56.81	C
06/22	Tax Distribution	0	39.66	C
06/22	Tax Distribution	0	539.81	C
06/22	Tax Distribution	0	1.86	C
06/23	Tax Distribution	0	485.12	C



Yavapai County Treasurer

Monthly Statement

Date Range: 6/1/2020 to 6/30/2020

06/23	Tax Distribution	0	946.09	C
06/23	Tax Distribution	0	14.87	C
06/24	Tax Distribution	0	1,220.22	C
06/24	Tax Distribution	0	223.89	C
06/24	Tax Distribution	0	327.55	C
06/25	Tax Distribution	0	464.53	C
06/25	Tax Distribution	0	594.38	C
06/25	Tax Distribution	0	3,964.78	C
06/25	Tax Distribution	0	1,515.89	C
06/25	Tax Distribution	0	1,340.20	C
06/26	Tax Distribution	0	226.67	C
06/26	Tax Distribution	0	177.19	C
06/26	Tax Distribution	0	477.05	C
06/29	Tax Distribution	0	455.37	C
06/29	Tax Distribution	0	690.61	C
06/29	Tax Distribution	0	282.90	C
06/29	Tax Distribution	0	49.11	C
06/30	Tax Distribution	0	804.92	C
06/30	Tax Distribution	0	2,748.17	C
06/30	Tax Distribution	0	244.79	C
12100.2014 2014 Personal Property Taxes			Source Code Total: 3.58	
06/08	Tax Distribution	0	3.58	C
12100.2016 2016 Personal Property Taxes			Source Code Total: 19.11	
06/05	Tax Distribution	0	19.11	C
12100.2018 2018 Personal Property Taxes			Source Code Total: 147.10	
06/24	Tax Distribution	0	27.69	C
06/26	Tax Distribution	0	119.41	C
12100.2019 2019 Personal Property Taxes			Source Code Total: 2,962.33	
06/02	Tax Distribution	0	75.15	C
06/03	Tax Distribution	0	1.77	C
06/05	Tax Distribution	0	19.87	C
06/08	Tax Distribution	0	130.80	C
06/09	Tax Distribution	0	31.36	C
06/11	Tax Distribution	0	24.96	C
06/16	Tax Distribution	0	328.57	C
06/17	Tax Distribution	0	247.70	C
06/19	Tax Distribution	0	34.25	C
06/22	Tax Distribution	0	95.60	C
06/23	Tax Distribution	0	44.43	C
06/24	Tax Distribution	0	150.97	C
06/24	Tax Distribution	0	51.09	C
06/25	Tax Distribution	0	237.61	C
06/25	Tax Distribution	0	8.11	C



Yavapai County Treasurer

Monthly Statement

Date Range: 6/1/2020 to 6/30/2020

06/25	Tax Distribution	0	344.39	C
06/26	Tax Distribution	0	321.27	C
06/26	Tax Distribution	0	131.96	C
06/26	Tax Distribution	0	301.81	C
06/29	Tax Distribution	0	137.21	C
06/30	Tax Distribution	0	154.11	C
06/30	Tax Distribution	0	38.61	C
06/30	Tax Distribution	0	50.73	C
37150.0 FDAT Distributions			Source Code Total: 4,474.24	
06/01	Fire Dist Assistance Tax 0.146399	0	120.80	C
06/02	Fire Dist Assistance Tax 0.146399	0	116.18	C
06/03	Fire Dist Assistance Tax 0.146399	0	764.34	C
06/04	Fire Dist Assistance Tax 0.146399	0	62.24	C
06/05	Fire Dist Assistance Tax 0.146399	0	93.74	C
06/08	Fire Dist Assistance Tax 0.146399	0	189.60	C
06/09	Fire Dist Assistance Tax 0.146399	0	17.58	C
06/10	Fire Dist Assistance Tax 0.146399	0	52.05	C
06/11	Fire Dist Assistance Tax 0.146399	0	119.25	C
06/12	Fire Dist Assistance Tax 0.146399	0	94.31	C
06/15	Fire Dist Assistance Tax 0.146399	0	67.17	C
06/16	Fire Dist Assistance Tax 0.146399	0	26.51	C
06/17	Fire Dist Assistance Tax 0.146399	0	272.55	C
06/18	Fire Dist Assistance Tax 0.146399	0	61.51	C
06/19	Fire Dist Assistance Tax 0.146399	0	60.18	C
06/22	Fire Dist Assistance Tax 0.146399	0	264.91	C
06/23	Fire Dist Assistance Tax 0.146399	0	198.47	C
06/24	Fire Dist Assistance Tax 0.146399	0	394.75	C
06/25	Fire Dist Assistance Tax 0.146399	0	623.41	C
06/26	Fire Dist Assistance Tax 0.146399	0	248.16	C
06/29	Fire Dist Assistance Tax 0.146399	0	281.60	C
06/30	Fire Dist Assistance Tax 0.146399	0	344.93	C
38108.0 Interest on Investments Charles Schwab			Source Code Total: 2,840.30	
06/29	Investment Interest	0	2,840.30	C
38109.0 Interest on Investments St Treas			Source Code Total: 135.08	
06/29	Investment Interest	0	135.08	C
91702.0 Transfer out			Source Code Total: (228,518.29)	
06/16	Tfr per CAFMA 6/16/20 email request	0	(228,518.29)	D
6065540000 Chino Valley Fire Dist GF			Ending Balance: 172,704.65	

Chino Valley Fire District
Bank Reconciliation Summary
For the Bank Statement ending: 6/30/2020

BANK CONTROL ID: GEN - GENERAL FUND		DESC: GENERAL FUND	ACCOUNT NO: 000000000000000
Beginning Balance:	06/01/20		\$344,094.68
Deposits and Credits:			\$57,128.26
Checks and Charges:			(\$228,518.29)
Adjustments:			\$0.00
Ending Balance Per Reconciliation:			\$172,704.65
Ending Balance Per Bank Statement:	06/30/20		\$172,704.65
* Outstanding Deposits and Credits:	06/30/20		\$0.00
* Outstanding Checks and Charges:	06/30/20		\$0.00
Ending Book Balance:		06/30/20	\$172,704.65

Chino Valley Fire District
BR Checks and Charges Cleared
For the Bank Statement ending: 6/30/20

GEN		General Fund		General Fund		0000000000000000
Date	Document	Description	Module	Company	Amount	
06/30/20	Cash With Yav Cty	Fire Authority Funding June 20	GL	CHINOV	\$228,518.29	
TOTAL CHECKS AND CHARGES CLEARED:					\$228,518.29	

Chino Valley Fire District
BR Checks and Charges Outstanding
For the Bank Statement ending:

<u>Date</u>	<u>Document</u>	<u>Description</u>	<u>Module</u>	<u>Company</u>	<u>Amount</u>
-------------	-----------------	--------------------	---------------	----------------	---------------

TOTAL CHECKS AND CHARGES OUTSTANDING:

Chino Valley Fire District
BR Deposits and Credits Cleared
For the Bank Statement ending: 6/30/20

GEN		General Fund			0000000000000000
Date	Document	Description	Module	Company	Amount
06/30/20	Cash With Yav Cty	Tax and Interest Revenue June	GL	CHINOV	\$57,128.26
TOTAL DEPOSITS AND CREDITS CLEARED:					\$57,128.26

Chino Valley Fire District
BR Deposits and Credits Outstanding
For the Bank Statement ending:

Date	Document	Description	Module	Company	Amount
------	----------	-------------	--------	---------	--------

TOTAL DEPOSITS AND CREDITS OUTSTANDING:

Chino Valley Fire District
Bank Reconciliation Register

Document Number	Date	BR Status	Void?	Description	Date Cleared	Amount
MODULE: JOURNAL ENTRIES FROM GENERAL LEDGER						
BANK CONTROL ID: GEN - GENERAL FUND						
Cash With Yav Cty	06/30/20	Marked	No	Fire Authority Funding June 20	07/17/20	\$228,518.29
Cash With Yav Cty	06/30/20	Marked	No	Tax and Interest Revenue June	07/17/20	\$57,128.26
SUB TOTAL FOR BANK:						\$285,646.55
TOTAL FOR MODULE:						\$285,646.55

Chino Valley Fire District
BR Adjustments Report
For the Bank Statement ending:

Date	Document	Description	GL Account	Offset Amt	Adj. Amt
------	----------	-------------	------------	------------	----------

DOCUMENT:

ADJUSTMENT DOCUMENT " TOTAL:

TOTAL FOR ALL ADJUSTMENTS:

7/17/20
12:54:02 PM

Chino Valley Fire District
Income Statement
(Original Budget to Actual Comparison)
For the period of 6/1/2020 Through 6/30/2020

Fund: (10) General Fund

	Account	Actual	Current Period Budget	Variance	%	Actual	Year To Date Budget	Variance	%
<u>Revenues</u>									
Real Estate Tax	10400000000	\$46,546.52	\$0.00	\$46,546.52	0.0%	\$4,035,272.73	\$4,190,442.00	\$(155,169.27)	(3.7)%
Personal Property Tax	10410000000	3,132.12	0.00	3,132.12	0.0	92,067.93	0.00	92,067.93	0.0
Fire District Assistance Tax	10420000000	4,474.24	0.00	4,474.24	0.0	400,799.36	366,547.00	34,252.36	9.3
Interest Income-General Fund	10490000000	2,975.38	0.00	2,975.38	0.0	10,383.40	0.00	10,383.40	0.0
Rebates/Refunds	10500000000	0.00	0.00	0.00	0.0	0.00	2,000.00	(2,000.00)	(100.0)
Misc. Revenues	10510000000	0.00	0.00	0.00	0.0	149.65	0.00	149.65	0.0
Net Revenues		\$57,128.26	\$0.00	\$57,128.26	0.0 %	\$4,538,673.07	\$4,558,989.00	\$(20,315.93)	(0.4)%
<u>Program Expenses</u>									
Fire Authority Funding	10670010000	\$228,518.29	\$0.00	\$(228,518.29)	0.0%	\$4,528,979.33	\$4,547,989.00	\$19,009.67	0.4%
Total Program Expenses		\$228,518.29	\$0.00	\$(228,518.29)	0.0 %	\$4,528,979.33	\$4,547,989.00	\$19,009.67	0.4 %
<u>Fund Raising Expenses</u>									
Audit & Accounting	10640010000	\$0.00	\$0.00	\$0.00	0.0%	\$6,985.00	\$5,000.00	\$(1,985.00)	(39.7)%
Legal Services - Routine	10641010000	0.00	0.00	0.00	0.0	1,250.00	5,000.00	3,750.00	75.0
Legal Services-Non Routine	10641010600	0.00	0.00	0.00	0.0	0.00	1,000.00	1,000.00	100.0
Fire Board Expenses	10644110000	0.00	0.00	0.00	0.0	125.53	0.00	(125.53)	0.0
Misc/Admin	10661010000	0.00	0.00	0.00	0.0	0.35	0.00	(0.35)	0.0
Total Fund Raising Expenses		\$0.00	\$0.00	\$0.00	0.0 %	\$8,360.88	\$11,000.00	\$2,639.12	24.0 %
Total Expenses		\$228,518.29		\$(228,518.29)		\$4,537,340.21	\$4,558,989.00	\$21,648.79	0.5%
Income (Loss) from Operations		\$(171,390.03)	\$0.00	\$(171,390.03)	0.0%	\$1,332.86	\$0.00	\$1,332.86	0.0%
<u>Other Income (Expense)</u>									
Capital Outlay-Building OPS	10772030000	\$0.00	\$0.00	\$0.00	0.0%	\$(29,977.23)	\$0.00	\$(29,977.23)	0.0%
Total Other Income (Expense)		\$0.00	\$0.00	\$0.00	0.0 %	\$(29,977.23)	\$0.00	\$(29,977.23)	0.0 %
Net Income (Loss)		\$(171,390.03)	\$0.00	\$(171,390.03)	0.0%	\$(28,644.37)	\$0.00	\$(28,644.37)	0.0%

7/17/20
12:54:09 PM

Chino Valley Fire District

Balance Sheet

As of 6/30/2020

Fund: (10) General Fund

Assets

Current Assets

Cash with Yavapai County	\$172,704.65	
Taxes Receivable	124,421.50	
Total Current Assets		\$297,126.15
Total Assets		\$297,126.15

Liabilities and Net Assets

Current Liabilities

Accounts Payable	\$305.00	
CAFMA Accounts Payable	92,434.52	
Total Current Liabilities		\$92,739.52
Total Liabilities		\$92,739.52

Net Assets

Fund Balance	\$(3,430,633.98)	
Current Year Net Assets	(28,644.37)	
Total Net Assets		(3,459,278.35)
Total Liabilities and Net Assets		\$(3,366,538.83)

Chino Valley Fire District
GL Account Ledger - Detail By Period
6/1/2020 through 6/30/2020

Batch	Journal	Entry #	Date	Job	Document	Description	Debits	Credits	Balance
10.1100.0.0.000			CASH WITH YAVAPAI COUNTY						\$344,094.68
2114	GJ	143531	06/30/20		Cash With Yav Cty	Fire Authority Funding June 2020	-	228,518.29	115,576.39
2115	GJ	143532	06/30/20		Cash With Yav Cty	Tax and Interest Revenue June 2020	57,128.26	-	172,704.65
CASH WITH YAVAPAI COUNTY TOTALS:							\$57,128.26	\$228,518.29	\$172,704.65
TOTAL OF LEDGER:							\$57,128.26	\$228,518.29	\$172,704.65

Chino Valley Fire District
GL Trial Balance Worksheet
For The Period of 6/1/2020 through 6/30/2020

Account	Description	Balances				Adjustments
		Beginning	Debits	Credits	Ending	
10.1100.0.0.000	Cash with Yavapai County	\$344,094.68	\$57,128.26	\$228,518.29	\$172,704.65	
TOTALS:		<u>\$344,094.68</u>	<u>\$57,128.26</u>	<u>\$228,518.29</u>	<u>\$172,704.65</u>	