

CHINO VALLEY FIRE DISTRICT
BOND DEBT SERVICE ACCOUNT: 6-65640-7000
BANK RECONCILIATION JULY, 2020

Reconciliation:		
Beginning Balance (CVFD):	\$	104,355.10
Deposits:	\$	4,221.61
Disbursements:	\$	-
Interest Income:	\$	127.14
Principal and Interest Payments:	\$	-
Interest Paid on Tax Roll Corrections:	\$	-
Ending Balance:	\$	108,703.85

Bank Statement Balance:		
Balance Per Bank:	\$	108,703.85
Outstanding Adjustments:	\$	-
Ending Balance:	\$	108,703.85


Difference Between Balances: \$ -

Deposits Per Bank Statement:		
Fire District Deposits:	\$	-
Real Estate Taxes:	\$	3,626.69
Personal Property Taxes:	\$	594.92
Interest Revenue:	\$	127.14
Ending Balance:	\$	4,348.75

Reconciliation Approved By:

Scott Freitag


Scott Freitag, Fire Chief

 Digitally signed by Scott Freitag
Date: 2020.08.17 12:51:50 -07'00'

Reconciliation Reviewed By:

Dave Tharp


David Tharp, Assistant Chief of Administration

 Digitally signed by Dave Tharp
Date: 2020.08.13 18:04:09 -07'00'

Reconciliation Prepared By:

Karen Butler

Karen Butler, Finance Specialist III

 Digitally signed by Karen Butler
Date: 2020.08.13 13:55:40 -07'00'

CHINO VALLEY FIRE DISTRICT
BOND DEBT FUND - JULY, 2020

Real Estate Taxes:	\$	3,626.69
UPP Taxes:	\$	594.92
Interest Received:	\$	127.14
Other:	\$	-

TOTAL:	\$	4,348.75
---------------	-----------	-----------------



Yavapai County Treasurer

Monthly Statement

Date Range: 7/1/2020 to 7/31/2020

Chino Valley Fire Dist BDS
Fund: 6065640700



Yavapai County Treasurer

Monthly Statement

Date Range: 7/1/2020 to 7/31/2020

Account	Period	YTD		
6065640700	Chino Valley Fire Dist BDS			
Begin Balance:	104,355.10	104,355.10		
Income:	4,348.75 ✓	4,348.75		
LOC Advance:	.00	.00		
Expense:	.00	.00	LOC:	.00
LOC Payments:	.00	.00	Warrants Outstanding:	.00
Cash Balance:	108,703.85	108,703.85	End:	108,703.85

Monthly Statement Summary

Source Code	Description	MTDAmount	YTDAmount
6065640700	Chino Valley Fire Dist BDS	Beginning Balance:	104,355.10
			104,355.10
11100.2019	2019 Real Estate Taxes	3,626.69	3,626.69
12100.2014	2014 Personal Property Taxes	.47	.47
12100.2016	2016 Personal Property Taxes	1.03	1.03
12100.2017	2017 Personal Property Taxes	20.73	20.73
12100.2018	2018 Personal Property Taxes	134.86	134.86
12100.2019	2019 Personal Property Taxes	437.83	437.83
38108.0	Interest on Investments Charles Schwab	90.41	90.41
38109.0	Interest on Investments St Treas	36.73	36.73
	Ending Balance:	108,703.85	108,703.85

Monthly Statement Detail

Date	Notes	Doc #	Amount	C/D
6065640700 Chino Valley Fire Dist BDS			Beginning Balance: 104,355.10	
11100.2019	2019 Real Estate Taxes		Source Code Total: 3,626.69	
07/01	Tax Distribution	0	.32	C
07/01	Tax Distribution	0	135.27	C
07/01	Tax Distribution	0	32.41	C
07/01	Tax Distribution	0	15.69	C
07/02	Tax Distribution	0	1,040.77	C
07/02	Tax Distribution	0	52.67	C
07/02	Tax Distribution	0	10.43	C
07/02	Tax Distribution	0	108.14	C
07/06	Tax Distribution	0	31.34	C
07/06	Tax Distribution	0	53.74	C
07/06	Tax Distribution	0	77.79	C
07/07	Tax Distribution	0	40.25	C
07/07	Tax Distribution	0	160.96	C
07/07	Tax Distribution	0	17.87	C
07/07	Tax Distribution	0	51.04	C
07/08	Tax Distribution	0	56.09	C
07/08	Tax Distribution	0	209.74	C



Yavapai County Treasurer

Monthly Statement

Date Range: 7/1/2020 to 7/31/2020

07/09	Tax Distribution	0	156.62	C
07/09	Tax Distribution	0	32.94	C
07/09	Tax Distribution	0	23.22	C
07/09	Tax Distribution	0	147.37	C
07/09	Tax Distribution	0	49.32	C
07/09	Tax Distribution	0	10.99	C
07/13	Tax Distribution	0	98.47	C
07/13	Tax Distribution	0	33.52	C
07/13	Tax Distribution	0	15.53	C
07/13	Tax Distribution	0	37.88	C
07/13	Tax Distribution	0	5.82	C
07/14	Tax Distribution	0	32.30	C
07/14	Tax Distribution	0	11.30	C
07/15	Tax Distribution	0	42.36	C
07/15	Tax Distribution	0	53.87	C
07/15	Tax Distribution	0	.61	C
07/16	Tax Distribution	0	154.70	C
07/16	Tax Distribution	0	52.95	C
07/17	Tax Distribution	0	1.62	C
07/17	Tax Distribution	0	30.27	C
07/17	Tax Distribution	0	12.74	C
07/20	Tax Distribution	0	58.59	C
07/20	Tax Distribution	0	115.78	C
07/21	Tax Distribution	0	(7.67)	C
07/21	Tax Distribution	0	6.73	C
07/21	Tax Distribution	0	47.30	C
07/22	Tax Distribution	0	40.98	C
07/22	Tax Distribution	0	7.23	C
07/23	Tax Distribution	0	33.19	C
07/23	Tax Distribution	0	45.32	C
07/24	Tax Distribution	0	12.41	C
07/24	Tax Distribution	0	72.40	C
07/27	Tax Distribution	0	6.08	C
07/27	Tax Distribution	0	8.61	C
07/27	Tax Distribution	0	11.68	C
07/28	Tax Distribution	0	14.54	C
07/30	Tax Distribution	0	22.36	C
07/30	Tax Distribution	0	4.50	C
07/31	Tax Distribution	0	3.50	C
07/31	Tax Distribution	0	24.24	C
12100.2014	2014 Personal Property Taxes			Source Code Total: .47
07/15	Tax Distribution	0	.47	C



Yavapai County Treasurer

Monthly Statement

Date Range: 7/1/2020 to 7/31/2020

12100.2016 2016 Personal Property Taxes			Source Code Total: 1.03
07/13	Tax Distribution	0	1.03 C
12100.2017 2017 Personal Property Taxes			Source Code Total: 20.73
07/10	Tax Distribution	0	14.21 C
07/13	Tax Distribution	0	.11 C
07/15	Tax Distribution	0	5.22 C
07/27	Tax Distribution	0	1.19 C
12100.2018 2018 Personal Property Taxes			Source Code Total: 134.86
07/01	Tax Distribution	0	119.18 C
07/15	Tax Distribution	0	4.85 C
07/17	Tax Distribution	0	2.32 C
07/23	Tax Distribution	0	8.51 C
12100.2019 2019 Personal Property Taxes			Source Code Total: 437.83
07/01	Tax Distribution	0	31.82 C
07/01	Tax Distribution	0	6.52 C
07/01	Tax Distribution	0	168.85 C
07/01	Tax Distribution	0	4.16 C
07/02	Tax Distribution	0	27.84 C
07/02	Tax Distribution	0	26.91 C
07/06	Tax Distribution	0	14.51 C
07/06	Tax Distribution	0	.56 C
07/06	Tax Distribution	0	4.08 C
07/07	Tax Distribution	0	1.75 C
07/07	Tax Distribution	0	21.10 C
07/08	Tax Distribution	0	3.25 C
07/09	Tax Distribution	0	13.28 C
07/09	Tax Distribution	0	28.25 C
07/09	Tax Distribution	0	16.15 C
07/10	Tax Distribution	0	12.82 C
07/13	Tax Distribution	0	12.11 C
07/14	Tax Distribution	0	19.36 C
07/15	Tax Distribution	0	4.41 C
07/16	Tax Distribution	0	.21 C
07/20	Tax Distribution	0	1.00 C
07/20	Tax Distribution	0	1.78 C
07/23	Tax Distribution	0	8.88 C
07/24	Tax Distribution	0	(12.47) C
07/24	Tax Distribution	0	.25 C
07/28	Tax Distribution	0	20.31 C
07/31	Tax Distribution	0	.14 C
38108.0 Interest on Investments Charles Schwab			Source Code Total: 90.41
07/23	Investment Interest	0	90.41 C



Yavapai County Treasurer

Monthly Statement

Date Range: 7/1/2020 to 7/31/2020

38109.0 Interest on Investments St Treas		Source Code Total: 36.73	
07/29	Investment Interest	0	36.73 C
6065640700 Chino Valley Fire Dist BDS		Ending Balance: 108,703.85	

Chino Valley Fire District
Bank Reconciliation Summary
For the Bank Statement ending: 7/31/2020

BANK CONTROL ID: BDS - YAVAPAI COUNTY TREASURER	DESC: BOND DEBT SERVICE	ACCOUNT NO: 6-65640-7000
Beginning Balance:	07/01/20	\$104,355.10
Deposits and Credits:		\$4,348.75
Checks and Charges:		\$0.00
Adjustments:		\$0.00
Ending Balance Per Reconciliation:		\$108,703.85
Ending Balance Per Bank Statement:	07/31/20	\$108,703.85
* Outstanding Deposits and Credits:	07/31/20	\$0.00
* Outstanding Checks and Charges:	07/31/20	\$0.00
Ending Book Balance:	07/31/20	\$108,703.85

* Outstanding amounts are all outstanding credits and charges dated prior or equal to the Reconciliation date.

Chino Valley Fire District
BR Checks and Charges Cleared
For the Bank Statement ending:

<u>Date</u>	<u>Document</u>	<u>Description</u>	<u>Module</u>	<u>Company</u>	<u>Amount</u>
-------------	-----------------	--------------------	---------------	----------------	---------------

TOTAL CHECKS AND CHARGES CLEARED:

Chino Valley Fire District
BR Checks and Charges Outstanding
For the Bank Statement ending:

<u>Date</u>	<u>Document</u>	<u>Description</u>	<u>Module</u>	<u>Company</u>	<u>Amount</u>
-------------	-----------------	--------------------	---------------	----------------	---------------

TOTAL CHECKS AND CHARGES OUTSTANDING:

Chino Valley Fire District
BR Deposits and Credits Cleared
For the Bank Statement ending: 7/31/20

BDS **Yavapai County Treasurer** **Bond Debt Service** **6-65640-7000**

<u>Date</u>	<u>Document</u>	<u>Description</u>	<u>Module</u>	<u>Company</u>	<u>Amount</u>
07/31/20	Cash With Yav Cty	BDS Tax & Interest Revenue - J	GL	CHINOV	\$4,348.75
TOTAL DEPOSITS AND CREDITS CLEARED:					\$4,348.75

Chino Valley Fire District
BR Deposits and Credits Outstanding
For the Bank Statement ending:

Date	Document	Description	Module	Company	Amount
------	----------	-------------	--------	---------	--------

TOTAL DEPOSITS AND CREDITS OUTSTANDING:

Chino Valley Fire District
Bank Reconciliation Register

<u>Document Number</u>	<u>Date</u>	<u>BR Status</u>	<u>Void?</u>	<u>Description</u>	<u>Date Cleared</u>	<u>Amount</u>
MODULE: JOURNAL ENTRIES FROM GENERAL LEDGER						
BANK CONTROL ID: BDS - YAVAPAI COUNTY TREASURER						
Cash With Yav Cty	07/31/20	Marked	No	BDS Tax & Interest Revenue - J	08/13/20	\$4,348.75
SUB TOTAL FOR BANK:						\$4,348.75
TOTAL FOR MODULE:						\$4,348.75

Chino Valley Fire District
BR Adjustments Report
For the Bank Statement ending:

<u>Date</u>	<u>Document</u>	<u>Description</u>	<u>GL Account</u>	<u>Offset Amt</u>	<u>Adj. Amt</u>
-------------	-----------------	--------------------	-------------------	-------------------	-----------------

DOCUMENT:

ADJUSTMENT DOCUMENT " TOTAL:

TOTAL FOR ALL ADJUSTMENTS:

Chino Valley Fire District
Income Statement
(Original Budget to Actual Comparison)
For the period of 7/1/2020 Through 7/31/2020

Fund: (40) Bond Service Fund

	Account	Current Period				Year To Date			
		Actual	Budget	Variance	%	Actual	Budget	Variance	%
Revenues									
Bond Fund Revenue	40402000000	\$0.00	\$0.00	\$0.00	0.0%	\$312.95	\$0.00	\$312.95	0.0%
Real Estate Tax	40420000002	3,626.69	0.00	3,626.69	0.0	405,647.32	0.00	405,647.32	0.0
Personal Tax Revenue	40420500000	594.92	0.00	594.92	0.0	9,800.02	0.00	9,800.02	0.0
Net Revenues		\$4,221.61	\$0.00	\$4,221.61	0.0 %	\$415,760.29	\$0.00	\$415,760.29	0.0 %
Fund Raising Expenses									
BDS - Bank Agent Fees	40640500000	\$0.00	\$0.00	\$0.00	0.0%	\$420.00	\$0.00	\$(420.00)	0.0%
Total Fund Raising Expenses		\$0.00	\$0.00	\$0.00	0.0 %	\$420.00	\$0.00	\$(420.00)	0.0 %
Total Expenses						\$420.00		\$(420.00)	
Income (Loss) from Operations		\$4,221.61	\$0.00	\$4,221.61	0.0%	\$415,340.29	\$0.00	\$415,340.29	0.0%
Other Income (Expense)									
Bond Debt Service Interest Revenue	40430000000	\$127.14	\$0.00	\$127.14	0.0%	\$10,632.39	\$0.00	\$10,632.39	0.0%
ADOT & Fish and Game In-Lieu	40435000002	0.00	0.00	0.00	0.0	0.54	0.00	0.54	0.0
Bond Debt Service Principle Payment	40600000000	0.00	0.00	0.00	0.0	(335,000.00)	0.00	(335,000.00)	0.0
Bond Debt Service Interest Expense	40610000000	0.00	0.00	0.00	0.0	(111,432.53)	0.00	(111,432.53)	0.0
Capital Outlay-Building - OPS	40772030000	0.00	0.00	0.00	0.0	(435,105.84)	0.00	(435,105.84)	0.0
Capital OutLay-Vehicles/OPS	40773030000	0.00	0.00	0.00	0.0	(247.51)	0.00	(247.51)	0.0
Total Other Income (Expense)		\$127.14	\$0.00	\$127.14	0.0 %	\$(871,152.95)	\$0.00	\$(871,152.95)	0.0 %
Net Income (Loss)		\$4,348.75	\$0.00	\$4,348.75	0.0%	\$(455,812.66)	\$0.00	\$(455,812.66)	0.0%

8/13/20
1:44:18 PM

Chino Valley Fire District

Balance Sheet

As of 7/31/2020

Fund: (40) Bond Service Fund

Account: (1105) Not Defined

Assets

Current Assets

Bond Debt Service

\$108,703.85

Total Current Assets

\$108,703.85

Total Assets

\$108,703.85

Total Liabilities and Net Assets

\$0.00

Chino Valley Fire District
GL Account Ledger - Detail By Period
7/1/2020 through 7/31/2020

Batch	Journal	Entry #	Date	Job	Document	Description	Debits	Credits	Balance	
40.1105.0.0.000			BOND DEBT SERVICE							\$104,355.10
2121	GJ	143553	07/31/20		Cash With Yav Cty	BDS Tax & Interest Revenue - July, 2020	4,348.75	-	108,703.85	
BOND DEBT SERVICE TOTALS:							\$4,348.75	\$0.00	\$108,703.85	
TOTAL OF LEDGER:							\$4,348.75	\$0.00	\$108,703.85	

