

AGENDA

**Central Arizona Fire and Medical Authority
Central Arizona Fire and Medical Authority Board of Directors
CA Regular Meeting
Monday, September 28, 2020, 5:00 pm - 6:00 pm
Central Arizona Fire and Medical Authority, Administration, 8603 E. Eastridge Drive,
Prescott Valley.**

NOTICE OF MEETING

Pursuant to A.R.S. § 38-431.02, notice is hereby given to the members of the Central Arizona Fire and Medical Authority Board of Directors and the general public that the **Central Arizona Fire and Medical Authority** will hold a meeting open to the public on **Monday, September 28, 2020 at 5:00 p.m.** The meeting will be held at **Central Arizona Fire and Medical Authority, Administration, 8603 E. Eastridge Drive, Prescott Valley, Arizona.** The Board may vote to go into Executive Session on any agenda item, pursuant to A.R.S. §38-431.03(A)(3) for discussion and consultation for legal advice with Authority's Attorney on matters as set forth in the agenda item. The following topics and any variables thereto, will be subject to Board consideration, discussion, approval, or other action. All items are set for possible action.

1. CALL TO ORDER / ROLL CALL OF BOARD MEMBERS
2. PLEDGE OF ALLEGIANCE
3. PRESENTATIONS
 - A. Prescott Valley Town Council Report
 - B. Dewey-Humboldt Town Council Report
 - C. Certificates of Participation; 115 Trust Introduction and Overview
 - D. Board Members' Reports
 - i. Prescott Regional Communications (PRCC)
 - ii. Public Records Requests
 - iii. Legal Fees
 - iv. Labor/Management
 - E. Letters from the Public
 - F. Monthly Division Reports from the Fire Chief and staff in regard to current activities of the Fire Authority and the status and progress relating thereto. Any item discussed in the Division Reports is subject to discussion and direction by the Board; no action will be taken.
4. CALL TO THE PUBLIC

In accordance with A.R.S. §38-431.01(H) and as a matter of policy, the Central Arizona Fire and Medical Authority Board has decided to allow public comments as time permits. Therefore, those wishing to address the Board regarding an issue within the jurisdiction of this public body may do so in an orderly manner that includes completing a Call to the Public Form and submitting it to staff for the record. If a written statement is being read, please

provide a copy to ensure it is entered into the record accurately. Individuals will be limited to speak for three (3) minutes and Call to the Public shall not exceed 30 minutes per meeting.

5. CONSENT AGENDA

All matters listed under consent agenda are considered to be routine by the Central Arizona Fire and Medical Authority Board and will be enacted by one motion. There will be no separate discussion on these items. Any item may be removed by a Board member and will be considered separately for motion, discussion and action.

- A. Approve Regular Session Minutes - August 24, 2020
- B. Approve Executive Session Minutes - August 24, 2020
- C. Approve Special Meeting Minutes - September 10, 2020
- D. Approve General Fund Financial Statements
- E. Approve Fire Protection Agreements: Owens, Powell-Robertson, Hanna, Williams, Millan, Harris, Cunningham, Jones (2), Taylor (2), Neilson, Benson, Paulden Christian Fellowship (2), Krogen, Sebeny, Bailey-Loven, Burton, Hartmann, McGiffin, Lopas, Hanby, O'Mara, Pittman, Bailon, Hayden, and Yoshimura
- F. Approve Policy Amendments: Policy 121 Policy Committee

6. VOTE TO GO INTO EXECUTIVE SESSION

- A. Legal Advice Pursuant to A.R.S. §38-431.03(A)(3) Regarding Ambulance Services
- B. Legal Advice Pursuant to A.R.S. §38-431.03(A)(3) Regarding Agency Participation in Administrative Hearing Related to Proposed Certificate of Necessity Amendments by Life Line Ambulance, Inc.

7. NEW BUSINESS

- A. Discussion and Possible Action Regarding Ambulance Update
- B. Motion, Discussion, and Action Regarding Agency Participation in Administrative Hearing Related to Proposed Certificate of Necessity Amendments by Lifeline Ambulance, Inc.
- C. Motion, Discussion and Possible Approval of Changes to Training Technician Wage Scale

8. ADJOURNMENT

Disabled persons needing reasonable accommodations should call 928-772-7711 prior to the scheduled meeting.



Central Arizona Fire & Medical Authority (CAFMA)

Pension Plan Liability Management

10 September 2020

CAFMA PSPRS Pension Debt Profile: Tier 1 and Tier 2 Legacy Costs

Pension Plan	June 30, 2019 Unfunded Liability (a)	PSPRS Amortization
PSPRS – Fire & Medical	\$41,290,988 (52.9% Funded) Accrual Rate: 7.3%	1. 19 years, 2039 2. Escalating annual amortization ranging from \$2,995,479 (2021/22) - \$9,099,443 (2037/38)

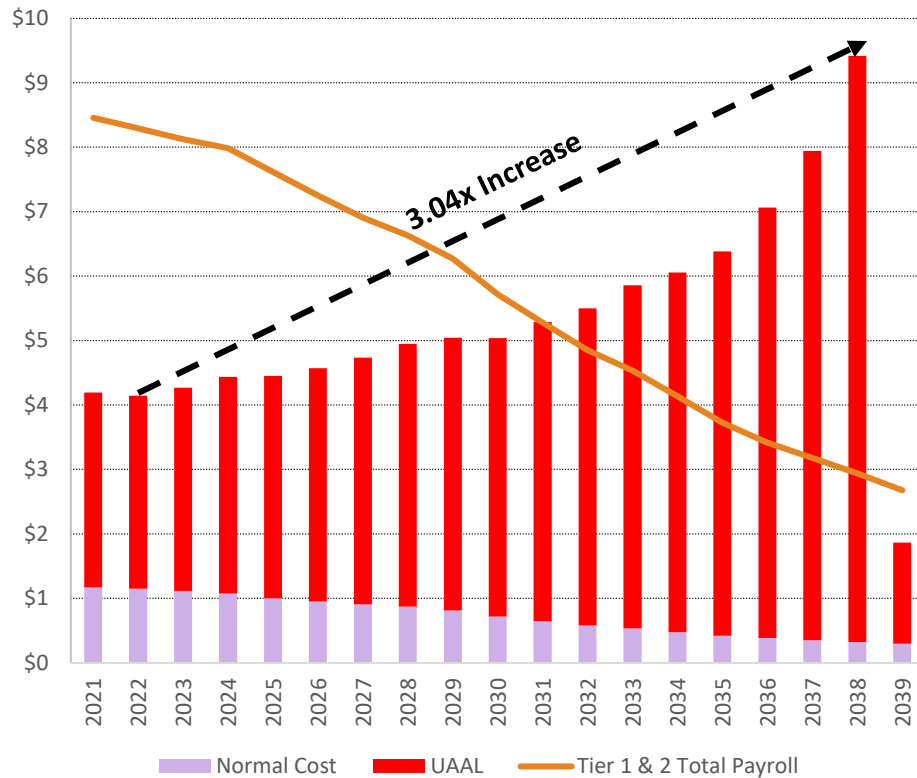
1. PSPRS liabilities are not pooled like ASRS
2. A more appropriate term for unfunded liabilities is debt, it is owed

Status Quo: What are we currently paying? (CAFMA Fire & Medical)

- Key Decision Points:**
- What's the cost of doing nothing?
 - What are feasible alternatives?

STIFEL

CAFMA Projected Fire & Medical Pension Payments per PSPRS (Graph in \$mil)¹



FY	Total Payroll	Normal Cost	% of Payroll	UAAL	% of Payroll
2021	\$8,454,647	\$1,168,432	13.82%	\$3,027,599	35.81%
2022	8,294,909	1,148,015	13.84%	2,995,479	36.11%
2023	8,124,207	1,113,016	13.70%	3,156,208	38.85%
2024	7,985,853	1,073,299	13.44%	3,362,385	42.10%
2025	7,615,682	1,002,224	13.16%	3,448,928	45.29%
2026	7,249,553	951,141	13.12%	3,618,645	49.92%
2027	6,909,080	905,780	13.11%	3,830,470	55.44%
2028	6,628,839	873,681	13.18%	4,074,922	61.47%
2029	6,269,332	809,998	12.92%	4,235,222	67.55%
2030	5,718,081	719,335	12.58%	4,320,861	75.56%
2031	5,276,501	641,623	12.16%	4,643,146	88.00%
2032	4,853,872	577,125	11.89%	4,922,447	101.41%
2033	4,531,538	533,362	11.77%	5,325,140	117.51%
2034	4,138,598	473,042	11.43%	5,581,213	134.86%
2035	3,726,636	418,874	11.24%	5,963,522	160.02%
2036	3,417,667	384,146	11.24%	6,679,855	195.45%
2037	3,180,439	350,802	11.03%	7,590,751	238.67%
2038	2,938,291	319,392	10.87%	9,099,443	309.68%
2039	2,677,728	293,479	10.96%	1,573,432	58.76%
Total	\$107,991,453	\$13,756,766	12.74%	\$87,499,668	81.03%

1. Source: Arizona Public Safety Personnel Retirement System Actuarial Valuation as of June 30, 2019.

Scenario 1: Smooth Pension Legacy Liability^{1,2}

Key Decision Points:
•What funding level should the Authority target for a pension obligation?

STIFEL

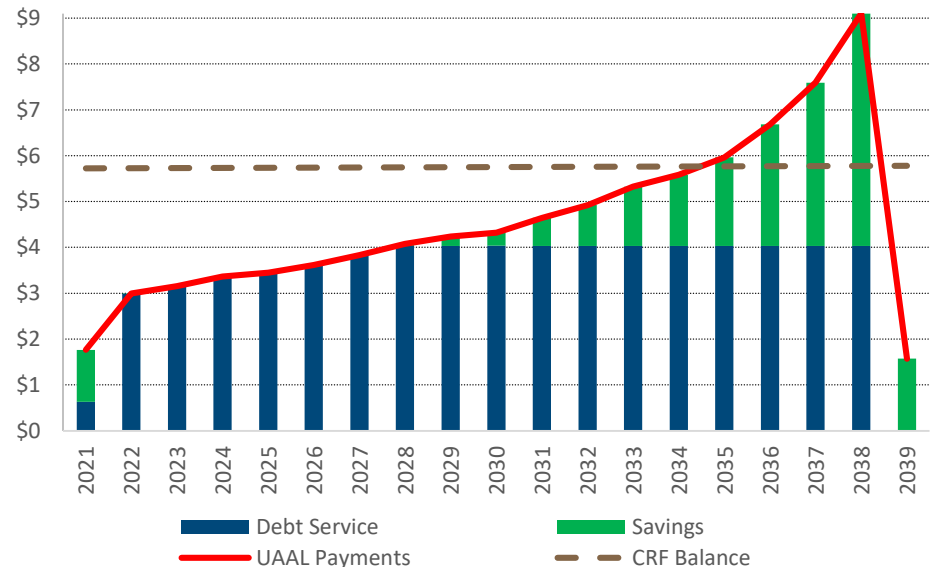
Issuing pension obligations to fully fund the Authority's unfunded pension liabilities could allow the Authority to generate significant net present value benefit totaling \$19.69 million (44.88% of pension fund deposit), including establishing Contingency Reserve Funds ("CRFs") while leveling out year-over-year payments

- Replacing the Authority's upward curving pension UAAL amortizations with level debt obligations could reduce the cost and life of the Authority's pension liability, and we expect the level debt amortization in particular would be well-received by rating agencies
- Our structure is designed to produce level debt service but ***without exceeding the current UAAL amortization in any year***
- As summarized below, ***this scenario could produce \$19,693,272 of total NPV savings***, including \$13,928,032 from reduced annual UAAL payments, \$5,724,090 from the creation of a Contingency Reserve Fund, and \$41,150 from interest on the CRF assumed at 0.05%

Summary Statistics: Funding Fire and Medical Pension Plan UAAL^{1,2}

Dated Date	12/1/2020
Final Maturity Date	12/1/2037
All-In TIC	3.10%
Arbitrage ("Arb") Yield	2.81%
Average Life	10.07 years
COP Par Amount	\$50,830,000
Pension Fund Deposit	\$43,884,689
Contingency Reserve Fund Deposit	\$5,724,090
Total Interest on CRF @ 0.05% Return	\$53,413
NPV of CRF Interest @ 2.81% (Arb Yield)	\$41,150
Cost Savings (UAAL – Debt Service)	\$20,810,187
NPV of Annual Savings @ 2.81% (Arb Yield)	\$13,928,032
Total NPV Benefit (CRF Deposits + NPV of CRF Interest + NPV of Annual Savings)	\$19,693,272
Total NPV Benefit (as % of Pension Fund Deposit)	44.88%
Actuarial Funding Status after Pension Obligations	100.00%

COP Results: Impact on Annual Pension Plan UAAL Payments (\$mil)^{1,2}



1. Market conditions as of September 9, 2020. Spreads based on comparable recent transactions. Stifel does not guarantee to underwrite at these levels. All NPV values are discounted to December 1, 2020 (assumed transaction closing date) at a discount rate of 2.81%, the arbitrage yield of Scenario 1. Please refer to Stifel's risk disclaimers in this presentation. UAAL and amortization computed by Stifel using assumptions from the 2019 Actuarial Report and annual UAAL payment data provided by PSPRS. UAAL payments shown are adjusted to reflect estimated payments made per Authority fiscal year based on Stifel's calculations and assumptions.

2. Due to the current market dislocation caused by COVID-19, the interest rates assumed herein are estimated and provided for discussion purposes only and should not be considered indicative of available market execution.

Scenario 1:

Smooth Pension Legacy Liability – Analysis Results^{1,2}

Fiscal Year Ending	Budgeted UAAL Payments	Debt Service	Annual Savings	CRF Balance (No Draw)	Interest on CRF @ 0.05%	Cash Flow Benefit	PV Benefit @ 2.81%
	[A]	[B]	[C] = [A]-[B]	[D]	[E]=[D] _{t-1} *0.05%	[F]=[C]+[E]	[G]=PV[F]
Dated Date				\$5,724,090		\$5,724,090	\$5,724,090
6/30/2021	\$1,766,099	\$631,765	\$1,134,335	\$5,725,751	\$1,662	\$1,135,996	\$1,117,840
6/30/2022	\$2,995,479	\$2,991,676	\$3,803	\$5,728,614	\$2,863	\$6,666	\$6,380
6/30/2023	\$3,156,208	\$3,155,344	\$864	\$5,731,479	\$2,864	\$3,729	\$3,471
6/30/2024	\$3,362,385	\$3,358,346	\$4,040	\$5,734,344	\$2,866	\$6,905	\$6,252
6/30/2025	\$3,448,928	\$3,444,140	\$4,789	\$5,737,211	\$2,867	\$7,656	\$6,742
6/30/2026	\$3,618,645	\$3,617,979	\$666	\$5,740,080	\$2,869	\$3,535	\$3,027
6/30/2027	\$3,830,470	\$3,827,394	\$3,077	\$5,742,950	\$2,870	\$5,947	\$4,954
6/30/2028	\$4,074,922	\$4,030,439	\$44,484	\$5,745,822	\$2,871	\$47,355	\$38,371
6/30/2029	\$4,235,222	\$4,033,911	\$201,312	\$5,748,695	\$2,873	\$204,184	\$160,918
6/30/2030	\$4,320,861	\$4,034,319	\$286,542	\$5,751,569	\$2,874	\$289,416	\$221,847
6/30/2031	\$4,643,146	\$4,033,908	\$609,238	\$5,754,445	\$2,876	\$612,114	\$456,363
6/30/2032	\$4,922,447	\$4,033,153	\$889,294	\$5,757,322	\$2,877	\$892,171	\$646,955
6/30/2033	\$5,325,140	\$4,031,752	\$1,293,389	\$5,760,201	\$2,879	\$1,296,267	\$914,256
6/30/2034	\$5,581,213	\$4,029,387	\$1,551,826	\$5,763,081	\$2,880	\$1,554,706	\$1,066,520
6/30/2035	\$5,963,522	\$4,029,304	\$1,934,219	\$5,765,962	\$2,882	\$1,937,100	\$1,292,469
6/30/2036	\$6,679,855	\$4,032,477	\$2,647,378	\$5,768,845	\$2,883	\$2,650,261	\$1,719,905
6/30/2037	\$7,590,751	\$4,031,476	\$3,559,276	\$5,771,730	\$2,884	\$3,562,160	\$2,248,416
6/30/2038	\$9,099,443	\$4,031,216	\$5,068,228	\$5,774,615	\$2,886	\$5,071,113	\$3,113,251
6/30/2039	\$1,573,432	\$0	\$1,573,432	\$5,777,503	\$2,887	\$1,576,319	\$941,245
Total	\$86,188,168	\$65,377,982	\$20,810,187		\$53,413	\$26,587,690	\$19,693,272

1. Market conditions as of September 9, 2020. Spreads based on comparable recent transactions. Stifel does not guarantee to underwrite at these levels. All NPV values are discounted to December 1, 2020 (assumed transaction closing date) at a discount rate of 2.81%, the arbitrage yield of Scenario 1. Please refer to Stifel's risk disclaimers in this presentation. UAAL and amortization computed by Stifel using assumptions from the 2019 Actuarial Report and annual UAAL payment data provided by PSPRS. UAAL payments shown are adjusted to reflect estimated payments made per Authority fiscal year based on Stifel's calculations and assumptions.
2. Due to the current market dislocation caused by COVID-19, the interest rates assumed herein are estimated and provided for discussion purposes only and should not be considered indicative of available market execution.

Scenario 2: Smooth Pension Legacy Liability and Shorten Amortization^{1,2}

Key Decision Points:
• How can the Authority address its escalating UAAL payments?

STIFEL

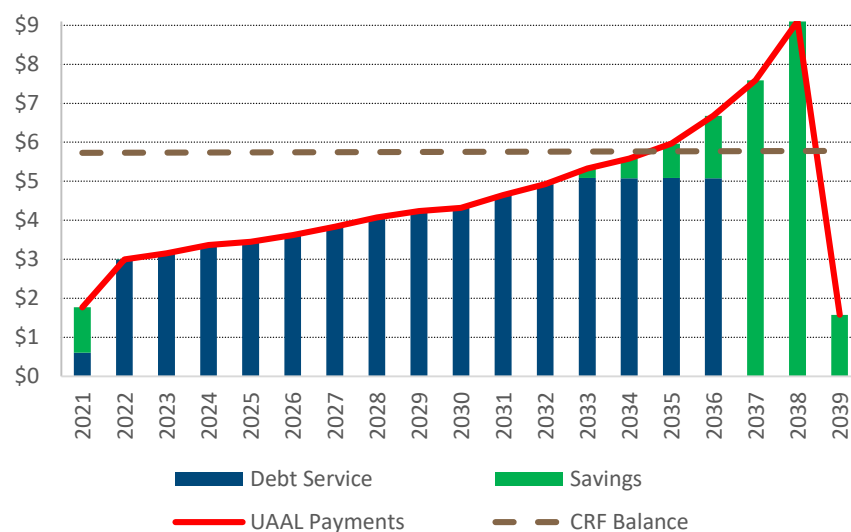
Expanding on Scenario 1, the Authority could shorten the amortization of the obligations, resulting in faster debt payoff, greater savings, a lower borrowing cost, and likely favorable rating agency views

- While Scenario 1 produces exceptional savings, Scenario 2 expands these savings by shortening the final maturity to 15 years
- In comparison to Scenario 1, this structure would result in higher annual debt service payments, but also **a lower borrowing cost, greater projected cash flow and NPV savings, and shortened pension-related liabilities**
- We expect rating agencies will favorably consider the highly conservative nature of this structure, which both levels the annual cost of the unfunded pension liability and shortens the final maturity
- Our structure is designed to produce level debt service but **without exceeding the current UAAL amortization in any year**
- As summarized below, **this structure could produce \$20,397,334 of total NPV savings**, including \$14,632,095 from reduced annual UAAL payments, \$5,724,090 from the creation of a Contingency Reserve Fund, and \$41,150 from interest on the CRF assumed at 0.05%

Summary Statistics: Funding Fire and Medical Pension Plan UAAL^{1,2}

Dated Date	12/1/2020
Final Maturity Date	12/1/2035
All-In TIC	2.94%
Arbitrage ("Arb") Yield	2.64%
Average Life	9.36 years
Obligation Par Amount	\$50,830,000
Pension Fund Deposit	\$43,884,689
Contingency Reserve Fund Deposit	\$5,724,090
Total Interest on CRF @ 0.05% Return	\$53,413
NPV of CRF Interest @ 2.81% (Scenario 1 Arb Yield)	\$41,150
Cost Savings (UAAL – Debt Service)	\$22,686,963
NPV of Annual Savings @ 2.81% (Scenario 1 Arb Yield)	\$14,632,095
Total NPV Benefit (CRF Deposits + NPV of CRF Interest + NPV of Annual Savings)	\$20,397,334
Total NPV Benefit (as % of Pension Fund Deposit)	46.48%
Actuarial Funding Status after Pension Obligations	100.00%

COP Results: Impact on Annual Pension Plan UAAL Payments (\$mil)^{1,2}



1. Market conditions as of September 9, 2020. Spreads based on comparable recent transactions. Stifel does not guarantee to underwrite at these levels. All NPV values are discounted to December 1, 2020 (assumed transaction closing date) at a discount rate of 2.81%, the arbitrage yield of Scenario 1. Please refer to Stifel's risk disclaimers in this presentation. UAAL and amortization computed by Stifel using assumptions from the 2019 Actuarial Report and annual UAAL payment data provided by PSPRS. UAAL payments shown are adjusted to reflect estimated payments made per Authority fiscal year based on Stifel's calculations and assumptions.
2. Due to the current market dislocation caused by COVID-19, the interest rates assumed herein are estimated and provided for discussion purposes only and should not be considered indicative of available market execution.

Scenario 2: Smooth Pension Legacy Liability and Shorten Amortization – Analysis Results^{1,2}

Key Decision Points:
•What level of savings can the Authority expect from a pension obligation?

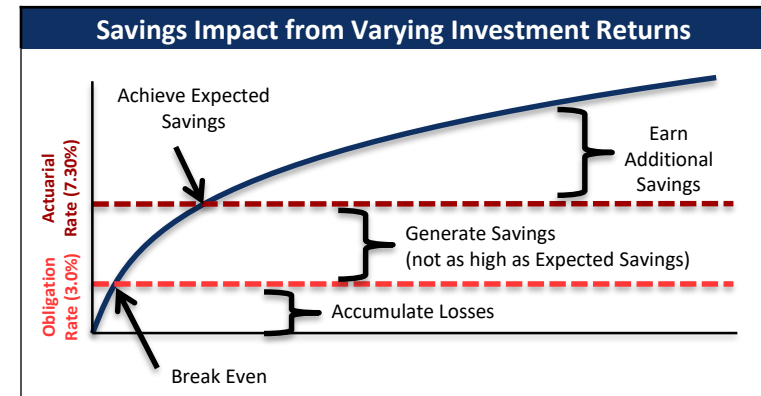
STIFEL

Fiscal Year Ending	Budgeted UAAL Payments	Debt Service	Annual Savings	CRF Balance (No Draw)	Interest on CRF @ 0.05%	Cash Flow Benefit	PV Benefit @ 2.81%
	[A]	[B]	[C] = [A]-[B]	[D]	[E]=[D] _{t-1} *0.05%	[F]=[C]+[E]	[G]=PV[F]
Dated Date				\$5,724,090		\$5,724,090	\$5,724,090
6/30/2021	\$1,766,099	\$601,386	\$1,164,714	\$5,725,751	\$1,662	\$1,166,375	\$1,147,734
6/30/2022	\$2,995,479	\$2,990,681	\$4,798	\$5,728,614	\$2,863	\$7,661	\$7,332
6/30/2023	\$3,156,208	\$3,153,815	\$2,393	\$5,731,479	\$2,864	\$5,258	\$4,894
6/30/2024	\$3,362,385	\$3,361,139	\$1,246	\$5,734,344	\$2,866	\$4,111	\$3,723
6/30/2025	\$3,448,928	\$3,446,072	\$2,856	\$5,737,211	\$2,867	\$5,723	\$5,040
6/30/2026	\$3,618,645	\$3,613,957	\$4,689	\$5,740,080	\$2,869	\$7,557	\$6,473
6/30/2027	\$3,830,470	\$3,827,273	\$3,197	\$5,742,950	\$2,870	\$6,067	\$5,054
6/30/2028	\$4,074,922	\$4,073,556	\$1,367	\$5,745,822	\$2,871	\$4,238	\$3,434
6/30/2029	\$4,235,222	\$4,232,730	\$2,492	\$5,748,695	\$2,873	\$5,365	\$4,228
6/30/2030	\$4,320,861	\$4,320,436	\$426	\$5,751,569	\$2,874	\$3,300	\$2,529
6/30/2031	\$4,643,146	\$4,641,415	\$1,731	\$5,754,445	\$2,876	\$4,607	\$3,434
6/30/2032	\$4,922,447	\$4,918,145	\$4,302	\$5,757,322	\$2,877	\$7,179	\$5,206
6/30/2033	\$5,325,140	\$5,081,623	\$243,517	\$5,760,201	\$2,879	\$246,395	\$173,782
6/30/2034	\$5,581,213	\$5,079,815	\$501,398	\$5,763,081	\$2,880	\$504,278	\$345,932
6/30/2035	\$5,963,522	\$5,081,289	\$882,233	\$5,765,962	\$2,882	\$885,115	\$590,565
6/30/2036	\$6,679,855	\$5,077,875	\$1,601,980	\$5,768,845	\$2,883	\$1,604,863	\$1,041,487
6/30/2037	\$7,590,751	\$0	\$7,590,751	\$5,771,730	\$2,884	\$7,593,635	\$4,793,062
6/30/2038	\$9,099,443	\$0	\$9,099,443	\$5,774,615	\$2,886	\$9,102,329	\$5,588,089
6/30/2039	\$1,573,432	\$0	\$1,573,432	\$5,777,503	\$2,887	\$1,576,319	\$941,245
Total	\$86,188,168	\$63,501,206	\$22,686,963		\$53,413	\$28,464,466	\$20,397,334

1. Market conditions as of September 9, 2020. Spreads based on comparable recent transactions. Stifel does not guarantee to underwrite at these levels. All NPV values are discounted to December 1, 2020 (assumed transaction closing date) at a discount rate of 2.81%, the arbitrage yield of Scenario 1. Please refer to Stifel's risk disclaimers in this presentation. UAAL and amortization computed by Stifel using assumptions from the 2019 Actuarial Report and annual UAAL payment data provided by PSPRS. UAAL payments shown are adjusted to reflect estimated payments made per Authority fiscal year based on Stifel's calculations and assumptions.
2. Due to the current market dislocation caused by COVID-19, the interest rates assumed herein are estimated and provided for discussion purposes only and should not be considered indicative of available market execution.

Pension Obligations: Risks

- Pension obligations carry three distinct types of risks: i) actuarial risk, ii) market risk, and iii) other risks
- Actuarial Risk.** Any retirement system's independent actuaries calculate projections for plan assets and liabilities, and these projections are premised on a variety of assumptions such as investment returns, payroll increase, COLA, mortality, early retirement, and benefit payments
 - Annual employer contributions are calculated based on these assumptions
 - Any revision or variance from these assumptions will alter projections and required contributions, regardless of the issuance of pension obligations
 - Actuarial risk is inherent to all pension funds, and all projections of future contributions and payouts
- Market Risk.** The primary risk associated with pension obligations is long-term investment return performance
 - The obligation rate is impacted by market risk at the time the obligations are sold, but is locked in after that
- Other Risks.** Pension funding obligations have numerous risks including, but not limited to, variance from the anticipated investment return, payroll increase, COLA, mortality, early retirement, covered payroll and other assumptions contained in the actuarial reports, CAFR and other documents
 - All references to expected savings are for potential savings and are based on achieving rates assumed in actuarial reports, CAFR and other documents
 - Issuing pension obligations could result in savings that are greater or less than stated in the analysis, or could result in a loss
 - Potential savings vary from year to year; Actual savings or losses and the success of the pension obligation transaction cannot be known until the amortization of the final pension obligation maturity
- Additional risks may also exist



Mitigating Risks: Contingency Reserve Fund

Key Decision Points:
• How can the Authority help mitigate risks associated with COPs?

STIFEL

The Authority can apply a portion of obligation proceeds to create a Contingency Reserve Fund that helps manage market and actuarial risks associated with COPs

- **What?** Helps mitigate risks associated with year-over-year volatility in investment earnings as well as changes in actuarial assumptions, such as assumed rate of return, COLA, mortality
- **How?** Use a portion of COPs/lease proceeds to establish an initial balance in CRFs for the Fire and Medical Plan
 - Apply a defined portion of ongoing year-over-year budgetary savings from the pension obligation (difference between what UAAL payments would have been versus debt service costs) to continue funding CRF
- **Why?** In years where investment returns do not meet defined/established benchmarks, and/or changes in actuarial assumptions cause a significant change in projected annual payments, the Authority can draw on the CRF to smooth the budgetary impact of funding additional contributions for the newly created UAAL
- **Why not?** Negative carry of issuing additional debt to fund an upfront deposit

Rules for Investment of Proceeds. This is akin to permitted investment guidelines for reserve/escrow funds

- Proceeds should only be invested in liquid and/or short-term products to ensure prompt availability of funds

Rules for CRF Draws. While there may be greater flexibility to accord broader rules for draws on an CRF absent COPs/lease proceeds, in practice, permitting draws for any/every possible increase in payments could deplete the balance too soon

- The Authority may consider establishing a minimum fund balance threshold before which draws on the balance of the CRF could occur
- Draws may also be restricted to draws of investment income only, while the balance is untouched
- Establish periodic funded ratio thresholds, where CRF balance above a pre-defined level is drawn to supplement ARC

Rules for Contingency Replenishment. Could use ongoing pension obligation savings or use *sell the float* on other Authority held funds for periodic inflows

- The Authority must also consider mechanisms to build up and/or maintain the CRFs balance by securing a stream of steady cash flow beyond the initial deposit
- This entails defining the revenue and investment sources for fiscal transparency, and redirecting investment returns in excess of an established benchmark to the Contingency Reserve Fund

Mitigating Risks:

Contingency Reserve Fund Sample Term Sheet

Key Decision Points:
 • How can the Authority help mitigate risks associated with COPs?

STIFEL

The Authority can apply a portion of COPs/lease proceeds to create a Contingency Reserve Fund that helps manage market and actuarial risks associated with COPs

Sample Term Sheet for Fire and Medical	
Purpose	<ul style="list-style-type: none"> To mitigate the impact of 1) investment return volatility and 2) changes in select actuarial assumptions (as defined herein) on COPs/lease proceeds deposited with PSPRS against the Authority's Fire and Medical pension liability
Initial Deposit	<ul style="list-style-type: none"> Use a portion of existing cash balances to create a CRF for managing risks associated with the Fire and Medical pension liability
Rules for Investment	<ul style="list-style-type: none"> Principal protected Gross funded Liquid within 90 days Proceeds should only be invested in liquid and/or short-term products to ensure prompt availability of funds Authority may have opportunity to utilize Act 151 Trusts to help PSPRS manage investment of proceeds; alternatively, could serve as a tool for supporting a local bank as trustee
Rules for Draws	<ul style="list-style-type: none"> Market. Draw when investment return is below a defined threshold, for example 5%, or the Obligation Rate Actuarial. Draw when changes to COLA, revisions to mortality assumptions, and/or revision of the investment return assumptions occur and cause an impact on AAL in excess of a defined threshold The Authority may consider establishing a minimum fund balance threshold before which draws on the balance of the CRF could occur Draws may also be restricted to draws of investment income only, while the balance is untouched Establish periodic funded ratio thresholds, where CRF balance above a pre-defined level is drawn to supplement ARC
Rules for Replenishment	<ul style="list-style-type: none"> Could use ongoing pension obligation savings or use sell the float on other Authority held funds for periodic inflows The Authority must also consider mechanisms to build up and/or maintain the CRF balance by securing a stream of steady cash flow beyond the initial deposit Amortize replenishment from General Fund over 7 years on a level basis This entails defining the revenue and investment sources for fiscal transparency, and redirecting investment returns in excess of an established benchmark to the Contingency Reserve Fund
Sizing	<ul style="list-style-type: none"> Size initial deposit to manage "worst case" scenario of all permitted draw events (market volatility and actuarial changes) occurring in one valuation Market. \$3,815,536; size initial deposit to manage up to 3 years of new UAAL payments that would be created if PSPRS experienced 30% investment loss in year 1 of issuing pension obligations Actuarial. TBD by actuaries; size initial deposit to manage up to 3 years of new UAAL payments that would be created if the actuarial rate was revised to 7%, COLA increased by 1% and PSPRS adopted a new mortality table
Rules for Extinguishment	<ul style="list-style-type: none"> Upon the repayment of the final debt service payment, the Authority could redirect the reserve to apply to fund OPEB or other retiree benefits, or General Fund

Case Studies: National Examples

Assessment Factors:
•Where have pension obligations been successful?

STIFEL

August 2016



\$600,660,000

STATE OF WISCONSIN

General Fund Annual
Appropriation Refunding
Bonds of 2016, Series A & B
(Taxable)

Bookrunner

obligation borrowing in 2003 as well as an FIL
accounting method

- Implemented a Stabilization Fund to help Wisconsin manage its pension obligation liability
- Since 2003, Wisconsin has conducted 4 separate financings to continue addressing this liability in the most favorable way while maintaining 100% funding

- Wisconsin is the only state nationally with a fully funded pension system; this has been achieved through the implementation of a pension

State of Wisconsin

Date	Par	Issuer	Security	Rating	Stifel Role
August 2016	\$600.7mm	State of Wisconsin	Annual Appropriation	Aa3/AA-/AA-	Bookrunner

State of Wisconsin Historical Ratings Changes

	General Obligation				GFAAB		
	Moody's	S&P	Fitch	Kroll	Moody's	S&P	Fitch
2003			AA (Negative)				AA- (negative)
2004							
2005		AA- (Stable)				A+ (Stable)	
2006	Aa3 (Negative)		AA- (Stable)		A1 (Stable)		A+ (stable)
2007							
2008							
2009							
2010							
2011							
2012	Aa2 (Stable)		AA (Stable)		Aa3 (Stable)		AA- (stable)
2013		AA (stable)		AA (stable)		AA- (stable)	
2014							
2015							
2016							
2017							
2018	Aa1 (stable)		AA+ (stable)	AA+ (positive)	Aa2 (stable)		AA (stable)
2019							
2020							

November 2005



\$101,515,000

CITY OF BROCKTON, MA

General Obligation Bonds of
2005 (Taxable)

Overview

Date	Par	Issuer	Security	Rating
November 2005	\$101.515mm	City of Brockton	General Obligation	Aaa/AAA/NR

- Very conservative structure with no savings in the first 5 years
- Brockton's pension obligations implemented a Stabilization Fund that was funded with 50% of ongoing savings generated from the pension borrowing
 - However, there was no initial deposit to the Stabilization Fund from obligation proceeds, which limited the City's ability to manage the impact of the 2008 financial crisis

Best Practices and Lessons Learned: One Size Does NOT Fit All

Assessment Factors:

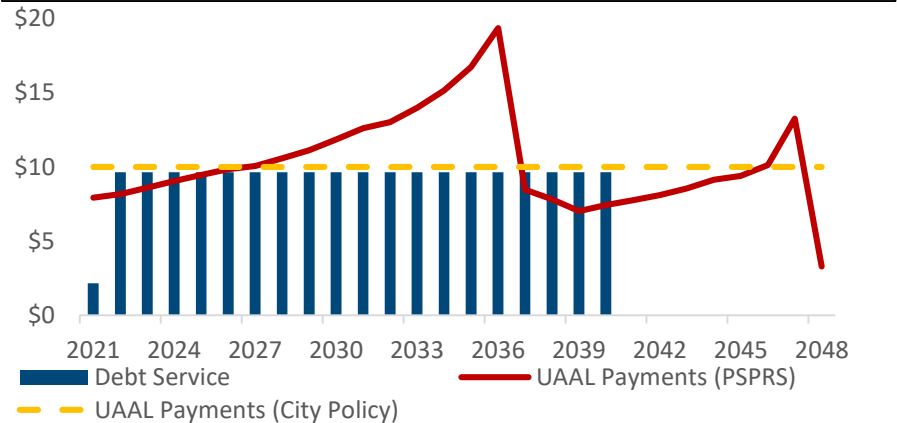
•How can I tailor the structure to meet my policy needs?

A pension obligation financing is a tailored tool that for helping drive a given municipality’s desired policy objectives

City of Flagstaff^{1,2}

- Flagstaff is issuing Certificates of Participation to fully fund its pension obligation. Certificates are secured by a leasehold interest in various city-owned assets
- The City already had a policy in place for making “supplemental” UAAL contributions every year (up to \$10 million available in total annually) to accelerate the repayment of its UAAL before the PSPRS amortization period
- The City also wanted to create budgetary certainty with level year-over-year costs and provision for future contingencies
- Given the City’s policy of accelerated UAAL repayment, the City can shorten this debt to 19-20 years, while still generating savings and creating CRFs

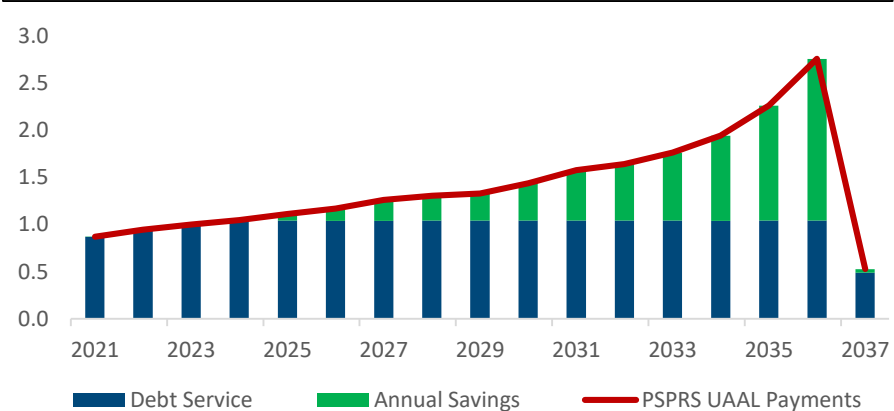
While debt service exceeds “PSPRS UAAL Payments” in some years, it remains below the City’s Policy payment objective of ~\$10M



Gila County^{1,2}

- Gila County’s policy objectives include ensuring debt service costs associated with a pension borrowing do not exceed PSPRS projections for any given year
- They are also interested in creating a more level payment profile to shave down the cliff presented by escalating PSPRS UAAL payment projections
- Finally, Gila County has existing cash reserves that they are exploring as a potential source for establishing a pension liability management reserve fund that can help insulate against market and actuarial risks associated with pension costs in general and pension obligations in particular

Debt service does not exceed “PSPRS UAAL Payments” in any years, but approximates \$1 million or less year-over-year



1. Source: Arizona Public Safety Personnel Retirement System Actuarial Valuation as of June 30, 2019.

2. Due to the current market dislocation caused by COVID-19, the interest rates assumed herein are estimated and provided for discussion purposes only and not indicative of available market execution.

11

Best Practices and Lessons Learned

Assessment Factors:
•What are lessons learned and best practices that can help ensure success?

STIFEL

An issuer has to balance the advantages of achieving full funding against its capacity to incur debt

	Partial Funding	Full Funding
Benefits	<ul style="list-style-type: none"> • The municipal entity is able to quickly achieve a targeted increase in its funded ratio • Reduces the annual cost of pension payments • May be able to achieve annual savings that can supplement payments towards the remaining liability 	<ul style="list-style-type: none"> • The municipality is able to quickly achieve an 100% funded pension liability • Fully funded liability is looked at favorably by rating agencies and may improve the credit rating • Provides annual savings that may be of use for other purposes • Reduces the annual cost of pension payments
Risks	<ul style="list-style-type: none"> • Required to make debt service payments, even in the event the costs of the pension payments increase • The funded ratio could decrease as pension costs rise • The municipality will be required to make a combination of debt service and pension payments annually 	<ul style="list-style-type: none"> • Required to make debt service payments, even in the event the costs of the pension payments increase • The funded ratio could decrease as pension costs rise



















Borrowing: Other Recommended Structural Features and Historical Best Practices

Market and Timing	<ul style="list-style-type: none"> • Given equity market volatility, laddering in COPs/lease proceeds for investment over time is a prudent approach, commonly used to help mitigate equity market timing concerns
Long-Term, Fixed Rate, Current Interest Obligations	<ul style="list-style-type: none"> • Most common structure in the municipal market • Allows issuer to take advantage of the long-term low-rate environment • Once issued, fixed rate obligations carry no risks associated counterparty, credit or rate • Most favorably viewed by rating agencies and policymakers
Savings Structure	<ul style="list-style-type: none"> • Level debt service or uniform savings enforce discipline in early years of issue and benefits intergenerational equity
Flexible Authorizing Legislation	<ul style="list-style-type: none"> • Authorizing legislation should endorse cautious structuring parameters while retaining some flexibility with regards to the market and timing of the pension obligating
Prudent Contribution Practices	<ul style="list-style-type: none"> • While a pension obligation can help generate a one-time bump in a pension plan's funded ratio, issuers need to continue making normal contributions in the ensuing years to maintain the increased funded ratio

Pension Credentials

Stifel's financing team for the Authority provides over \$22 billion of senior managed pension obligation experience

Stifel's Select Pension Experience

<p><i>Exp. 4Q2020</i></p>  <p>\$440,000,000 City of Huntington Beach Pension Obligation Bonds <i>Bookrunner</i></p>	<p><i>August 2020</i></p>  <p>\$131,000,000 City of Flagstaff (AZ) GFAABs <i>Bookrunner</i></p>	<p><i>February 2020</i></p>  <p>\$130,390,000 City of Pasadena (CA) Taxable Refunding POBs <i>Bookrunner</i></p>	<p><i>September 2019</i></p>  <p>\$64,420,000 City of Glendora (CA) Taxable POBs <i>Bookrunner</i></p>	<p><i>August 2018</i></p>  <p>\$15,430,000 City of Wixom Limited Tax GO POBs <i>Bookrunner</i></p>	<p><i>July 2018</i></p>  <p>\$340,000,000 County of Riverside (CA) Pension Funding TRANS <i>Bookrunner</i></p>
<p><i>May 2017</i></p>  <p>\$31,960,000 City of Riverside Taxable POBs <i>Bookrunner</i></p>	<p><i>August 2016</i></p>  <p>\$400,145,000 State of Wisconsin GFAABs <i>Bookrunner</i></p>	<p><i>June 2016</i></p>  <p>\$340,000,000 County of Riverside (CA) Pension Funding TRANS <i>Bookrunner</i></p>	<p><i>May 2016</i></p>  <p>\$31,145,000 City of Riverside Taxable Pension BANs <i>Bookrunner</i></p>	<p><i>January 2016</i></p>  <p>\$334,275,000 County of Orange (CA) Taxable POBs <i>Bookrunner</i></p>	<p><i>July 2015</i></p>  <p>\$1,386,045,000 City of Los Angeles Pension Funding TRANS <i>Bookrunner</i></p>
<p><i>May 2015</i></p>  <p>\$30,940,000 City of Riverside Taxable POBs <i>Bookrunner</i></p>	<p><i>August 2015</i></p>  <p>\$32,020,000 City of Oceanside POB Refunding <i>Bookrunner</i></p>	<p><i>March 2011</i></p>  <p>\$269,815,000 Cwllth of Kentucky Funding Notes, Gen. Fund <i>Bookrunner</i></p>	<p><i>September 2010</i></p>  <p>\$289,335,000 Sonoma County, Cal. Pension Bonds <i>Bookrunner</i></p>	<p><i>August 2010</i></p>  <p>\$467,555,000 Cwllth of Kentucky Funding Notes, Genl Fund <i>Bookrunner</i></p>	<p><i>January 2010</i></p>  <p>\$3,466,000,000 State of Illinois GO Bonds <i>Bookrunner</i></p>
<p><i>June 2003</i></p>  <p>\$10,000,000,000 State of Illinois GO Bonds <i>Joint Bookrunner</i></p>	<p><i>November 2005</i></p>  <p>\$101,515,000 City of Brockton, Mass. GO Bonds <i>Bookrunner</i></p>	<p><i>December 2008</i></p>  <p>\$402,820,000 City of Houston, Tex. Pension Bonds <i>Bookrunner</i></p>	<p><i>April 2008</i></p>  <p>\$2,275,578,270.75 State of Connecticut GO Bonds <i>Bookrunner</i></p>	<p><i>April 2008</i></p>  <p>\$798,120,000 State of Wisconsin GFAAB <i>Bookrunner</i></p>	<p><i>April 2009</i></p>  <p>\$400,000,000 Milwaukee Cnty, Wisc. Pension Notes <i>Bookrunner</i></p>

Pension Risk Disclaimer and Engaged Underwriter Disclosure

Certificates of Participation (“COPs”) are a source of financing for unfunded actuarial liabilities of pension funds and can serve a valuable function. However, the success of a COP financing is dependent on a number of assumptions proving to be accurate, and the failure of any of these assumptions is a risk that a government issuing COPs should consider.

Among the assumptions that are important to a COP financing, and the risks associated with those assumptions providing to be inaccurate, are the following:

- **Assumption:** The investment yield on the COP proceeds once deposited in the pension fund will equal or exceed the yield on the COPs. **Risk:** If the investment yield on the COP proceeds is less than the yield on the COPs, and the decline is not offset by positive changes in other assumptions, the issuance of the COPs may actually increase the unfunded actuarial liability.
- **Assumption:** Payroll increases during the term of the COPs will be as anticipated when the unfunded actuarial liability was estimated at COP issuance. **Risk:** If payroll increases during the term of the COPs exceed expectations, and the increases are not offset by positive changes in other assumptions, the COP proceeds will not suffice to cover the unfunded actuarial liability.
- **Assumption:** Cost of living adjustments (“COLAs”) will be as anticipated when the unfunded actuarial liability was estimated at COP issuance. **Risk:** If COLAs exceed expectations during the term of the COPs, and the increases are not offset by positive changes in other assumptions, the COP proceeds will not suffice to cover the unfunded actuarial liability.
- **Assumption:** Various assumptions used in calculating the unfunded actuarial liability -- such as mortality rates, early retirement incentives, types of payrolls covered by the pension fund -- will be as anticipated at the time of COP issuance. **Risk:** If there are reductions in mortality rates, increases in early retirement incentives, expansions of the payrolls covered by the pension plan during the term of the COPs, and these changes are not offset by positive changes to other assumptions, the COP proceeds will not suffice to cover the unfunded actuarial liability.

In addition to analyzing potential benefits that are based on achieving assumptions made in estimating the unfunded actuarial liability, we will also analyze potential budgetary benefits or losses based on various prospective levels of the pension systems’ earnings to assist you in gauging the likelihood of success of a COP transaction. It should be noted that potential budgetary benefits vary from year to year. Actual benefits or losses and the success of the COP financing cannot be known until the COPs have been paid in full.

Stifel, Nicolaus & Company, Incorporated (“Stifel”) has been engaged or appointed to serve as an underwriter or placement agent with respect to a particular issuance of municipal securities to which the attached material relates and Stifel is providing all information and advice contained in the attached material in its capacity as underwriter or placement agent for that particular issuance. As outlined in the SEC’s Municipal Advisor Rule, Stifel has not acted, and will not act, as your municipal advisor with respect to the issuance of the municipal securities that is the subject to the engagement.

Stifel is providing information and is declaring to the proposed municipal issuer that it has done so within the regulatory framework of MSRB Rule G-23 as an underwriter (by definition also including the role of placement agent) and not as a financial advisor, as defined therein, with respect to the referenced proposed issuance of municipal securities. The primary role of Stifel, as an underwriter, is to purchase securities for resale to investors in an arm’s-length commercial transaction. Serving in the role of underwriter, Stifel has financial and other interests that differ from those of the issuer. The issuer should consult with its own financial and/or municipal, legal, accounting, tax and other advisors, as applicable, to the extent it deems appropriate.

These materials have been prepared by Stifel for the client or potential client to whom such materials are directly addressed and delivered for discussion purposes only. All terms and conditions are subject to further discussion and negotiation. Stifel does not express any view as to whether financing options presented in these materials are achievable or will be available at the time of any contemplated transaction. These materials do not constitute an offer or solicitation to sell or purchase any securities and are not a commitment by Stifel to provide or arrange any financing for any transaction or to purchase any security in connection therewith and may not be relied upon as an indication that such an offer will be provided in the future. Where indicated, this presentation may contain information derived from sources other than Stifel. While we believe such information to be accurate and complete, Stifel does not guarantee the accuracy of this information. This material is based on information currently available to Stifel or its sources and is subject to change without notice. Stifel does not provide accounting, tax or legal advice; however, you should be aware that any proposed indicative transaction could have accounting, tax, legal or other implications that should be discussed with your advisors and/or counsel as you deem appropriate.

RECORDS REQUESTS

Date Received	First Name	Last Name	Company Name	Record Type	Incident / Reference #	Status	Delivery Method	Cost	Date Completed	Notes	Staff Hours	Staff Cost
08/20/20	Frank	Verderame	Plattner Verderame PC	EMS	CA-20-008343	IN PROGRESS				Received via fax. Left message re: filling out website form. 08/20/2020 KG		\$0.00
08/10/20	Arthur	Gordon		ENVIRONMENTAL	2020.08.10-Gordon	COMPLETE	EMAILED	0.00	08/19/20	Gave to R Chase. Chase responded by emailed with no records found.		\$0.00
09/04/20	Alan	Biter	AEI Consultants	ENVIRONMENTAL RECORD	2020.09.04-AEI	CLOSED	NO RECORD		09/17/20	No Records were found. CB Gave to R Chase.		\$0.00
09/01/20	William	Phillipp	Owner	FIRE	CA-20-008338	COMPLETE	PICKED UP	0.00	09/17/20	Individual dropped off the form and will pick up records when ready. William picked up the records on 9/17/20		\$0.00
08/11/20	Diana	Hoffman	Northern Arizona Injury Law	INCIDENT	20-013257	COMPLETE	DIGITAL DOWNLOAD	20.60	08/11/20	Incident report only - no EMS records found. Documents downloaded 08/11/2020 @ 1415. smd		\$0.00
08/10/20	Merle	Bustamante	B&W Fire	PUBLIC RECORD	Permit # 19-3012-3	COMPLETE	VIEWED	0.00	08/12/20	B&W requested to take a photo of the redlines from the Rough inspection on 12/17/19. It has been schedule with prevention on 8/12/20.		\$0.00
08/17/20	Jessica	Morgan	Nova Group	PUBLIC RECORD	2020.08.17-Morgan01	COMPLETE	NO RECORD	0.00	08/17/20	Outstanding fire code violations for 9500 & 9520 E Lorna Lane (Prescott Valley School) - smd		\$0.00
08/17/20	Jessica	Morgan	Nova Group	PUBLIC RECORD	2020.08.17-Morgan02	COMPLETE	NO RECORD	0.00	08/17/20	Outstanding fire code violations for 9541 E Lorna Lane (Prescott Valley School)- smd		\$0.00
08/19/20	Kristie	Dowdy		PUBLIC RECORD	2020.08.19-Dowdy	COMPLETE	PICKED UP	3.00	08/25/20	Fire sprinkler plans for 8083 Turning Leaf Drive, PV. Plans were picked up. 8/25/20		\$0.00
08/24/20	Taylor	Nelson	Prescott Law Group	PUBLIC RECORD	Permit 3 20-1109-1	IN PROGRESS				Received a letter from the law group requesting a copy of the document by Prevention related to plans for 5128 E. Ramada Drive PV. 8/24/20 MS		\$0.00
09/14/20	Merle	Bustamante	B&W Fire	PUBLIC RECORD	Permit 20-1039-5	COMPLETE				B&W would like to view and take a photo of the Greenberg Residence redlines from the rough inspection. B&W Fire took photos of the plans. 9/17/20 MS		\$0.00
09/15/20	Merle	Bustamante	B&W Fire	PUBLIC RECORD	Permit 20-1050-1	IN PROGRESS				B&W would like to view and take a photo of the Drummond Residence redlines from the rough inspection.		\$0.00
04/17/19	Chris	Jensen	Jensen Phelan Law Firm	PUBLIC RECORD	2019.04.17-Jensen01	IN PROGRESS				CEY - Financial records of deposits, withdrawals, transfers, loans, loan payments, disbursements, pension plan payments, interest payments or charges, or any other financial actions as to the Capital Reserve Account since 01/01/2014. 5/1/19: letter advising due to large volume of records, please allow 4-6 weeks for records to be ready. One letter addressing all three agencies. 6/4: Letter advising large volume of emails returned, additional time needed for review, etc. Also re-stated records available on website and unable to send records via email due to size. One letter for all three agencies. 6/25 Letter re: additional time due to staffing issues, re-stated some records available on website. One letter for all three agencies.		
04/17/19	Chris	Jensen	Jensen Phelan Law Firm	PUBLIC RECORD	2019.04.17-Jensen02	IN PROGRESS				CHV - Financial records of deposits, withdrawals, transfers, loans, loan payments, disbursements, pension plan payments, interest payments or charges, or any other financial actions as to the Capital Reserve Account since 01/01/2014. 5/1/19: letter advising due to large volume of records, please allow 4-6 weeks for records to be ready. One letter addressing all three agencies. 6/4: Letter advising large volume of emails returned, additional time needed for review, etc. Also re-stated records available on website and unable to send records via email due to size. One letter for all three agencies. 6/25 Letter re: additional time due to staffing issues, re-stated some records available on website. One letter for all three agencies.		
04/17/19	Chris	Jensen	Jensen Phelan Law Firm	PUBLIC RECORD	2019.04.17-Jensen03	IN PROGRESS				CEA - Financial records of deposits, withdrawals, transfers, loans, loan payments, disbursements, pension plan payments, interest payments or charges, or any other financial actions as to the Capital Reserve Account since 01/01/2014. 5/1/19: letter advising due to large volume of records, please allow 4-6 weeks for records to be ready. One letter addressing all three agencies. 6/4: Letter advising large volume of emails returned, additional time needed for review, etc. Also re-stated records available on website and unable to send records via email due to size. One letter for all three agencies. 6/25 Letter re: additional time due to staffing issues, re-stated some records available on website. One letter for all three agencies.		

LEGAL FEES

Chino Valley Fire District

There are no legal fees to report for the month of August.

Central Yavapai Fire District

There are no legal fees to report for the month of August.

Central Arizona Fire and Medical

There are no legal fees to report for the month of August.



Know that
you are loved.

DEAR FRIEND -

THANK YOU FOR THE MANY WAYS YOU
HAVE STEPPED UP AND CARED FOR THE
OVER "1000 HEARTS" IN THE QUAD-CITY
AREA. YOU HAVE CARED FOR YOUR
RESIDENTS BY BEING A CAREGIVER,
THEIR FAMILY AND THEIR FRIEND
WHILE THEY HAVE BEEN ISOLATED.

YOUR KINDNESS HAS NOT GONE
UNNOTICED, AND WE APPRECIATE ALL
YOU HAVE DONE.

GOD BLESS YOU!

YOUR FRIENDS AT GOOD SAMARITAN
SOCIETY PRESCOTT HOSPICE

From: [Kathy Goodman](#)
To: [Mat Mayhall](#)
Cc:
Subject: Thank You Message
Date: Monday, September 21, 2020 9:45:00 AM

Chief,

Admin received a message from a gentleman thanking the Engine 63 crew from 09/19/2020 for handling his medical call at the station. He said our help was greatly appreciated.

Cordially,

Kathy Goodman

Administrative Assistant
Central Arizona Fire and Medical Authority
8603 E. Eastridge Dr.
Prescott Valley, AZ 86314
PH: (928) 772-7711
Office Hours: Monday - Thursday 7 a.m. – 5 p.m.

“If you are the smartest person in the room, then you are in the wrong room.” *Confucius*

To avoid inadvertent creation of a quorum and/or a serial meeting issue and to avoid liability for a potential violation of open meeting law, do not respond to all or forward to all fire board members from this email, and do not share opinions or discuss the substance of this matter with other fire board members by response to this email.

This communication may contain confidential and/or proprietary information and may not be disclosed to anyone other than the intended addressee. Any other disclosure is strictly prohibited by law. If you are not the intended addressee, you have received this communication in error. Please notify the sender immediately and destroy the communication including all content and any attachments.

Thank you.



Central Arizona Fire and Medical Authority
8603 E. Eastridge Drive
Prescott Valley, Arizona 86314
Phone: (928) 772-7711
Fax: (928) 772-8800
www.cazfire.org

On September 21, 2020, the Administration Office received two donations from the public:

A family that our crews had recently helped donated several cases of water and Gatorade to Station 50.

Emmanuel Lutheran Church's Outreach Ministry donated baskets of fruit, chips, candy, cookies, smiley face stress balls, and hand sanitizer to Admin and the Central Yavapai Stations.

Both parties were very kind in their expression of appreciation of our Agency.

In Grateful Recognition and Appreciation
Of Your Department's Service to the Prescott Valley Community
The members of Trinity Lutheran Church acknowledge
Your devotion to duty and your service and sacrifice

Central Yavapai Fire Department

"There is no greater love than to lay down one's life for his friends" - John 15.13



Rev. Jim Swinford, Pastor



Don Laughlin, President



Michael Kingston, Elder



Trinity Lutheran Church
3950 N Valorie Dr.
Prescott Valley, Arizona





DIVISION REPORTS

REPORTED TO THE
CENTRAL ARIZONA FIRE AND MEDICAL AUTHORITY
BOARD OF DIRECTORS

Chief's Report

By Fire Chief Freitag

It has been a busy month despite travel still being very limited due to COVID. We have become adept at using the virtual platforms like Zoom, however there is something that is lost when you cannot meet face to face. I do believe that once we can meet in person again we will balance it with Zoom meetings as it can enhance communication when used as part of a hybrid model.

We will be putting the finishing touches on our new studio for podcasts and YouTube video production on the 22nd of this month. Our plan is to record several longer podcasts with an accompanying video component before releasing the first one. Given it can take some time to produce a quality product, we want to have some waiting in the queue rather than having an expansive period of time in between shows. We will also use the platform to review *The Review* each week. This should enhance our ability to communicate, especially with those who do not like to read.

We continue to work with multiple states as part of our special district coalition to ensure districts are recognized in future COVID-related funding. There is political support for including us, however politics are preventing an actual aid bill from moving forward.

As the president of the AFCA, I continue to work with our committee to develop a statewide Fire Chief's Academy. We have a draft curriculum based on feedback from the Texas Chiefs, the LA County Chiefs, and our Senior Leadership Academy. However, we plan to conduct a survey through both the City Managers Association as well as the League of Towns and Cities. We want their feedback to ensure we are on the right path providing education in areas they deem important for Fire Chiefs. Additionally, we would like their support for the program. We will also be meeting with the Life Safety Council in the Valley to ensure we solicit feedback and support from the metro agencies. It will take some time before we have the program ready for launch, however taking our time and ensuring we have the right program for the state will ensure we have a quality product.

We have been working closely with Prescott since the CAFMA Board gave us direction to sign on as interveners in AMR's bid to adjust their response times as outlined in Certificate of Necessity (CON) 62. The hearing has been pushed back to a yet to be determined future date. In its place, the court will hold a prehearing on the 21st. Chief Niemynski and I will attend via conference call as there will not be an in-person option.

I would like to say how proud I am of the work our Training Division and Training Cadre have been doing throughout the COVID situation. Despite recommendations for shutting the world down, our training staff have continued to offer quality training opportunities both for our personnel and the region. They have measures in place to ensure the safety of all attendees as well as instructors, short of mandating masks. The instructors from ISFSI complimented our personnel, as well as our staff, upon completion of the NFPA 1403 program stating that we have one of the finest facilities and groups they've had the privilege to work with. Additionally, Tempe Fire Chief Greg Ruiz complimented our staff and personnel on our commitment to



DIVISION REPORTS

REPORTED TO THE
CENTRAL ARIZONA FIRE AND MEDICAL AUTHORITY
BOARD OF DIRECTORS

training as well as our regional focus. I believe this feedback says a lot about who we are as CAFMA, and the quality of our personnel.

When an organization loses 50% of its senior leadership, it can cause a few challenges. I can state without hesitation that we have not had any issues. Assistant Chief Feddema and Assistant Chief Rose have stepped into their positions and in a very short time have made positive changes. I know they have had some challenges, but both have approached them with the professionalism and expertise we would expect. Our team has transitioned and we have already formed strong bonds. I credit our success to two things; firstly, John and Cody are high quality professionals. Secondly, the time we had for transition is not something most agencies get to enjoy, and I can say without a doubt that it paid dividends for CAFMA.

The Wage and Benefit Study is due sometime in October. Our plan is to ask the company performing the study to present a summary to the Board at either the October or November Board meeting. We continue to work closely with Labor, and look forward to developing a plan once the results of the study are received. As not all of our employees are part of the Union, discussion will take place through our Wage and Benefit Committee.

We have created an internal-only posting for the open Assistant Fire Marshal position. I hope to finalize the process in the coming weeks. Additionally, we have hired two folks for the open positions in Fire Prevention. Both have a level of education and training in Prevention which allowed us to bring them on as Fire Inspectors rather than at the apprentice level. This will save us some time in training, and hopefully allow us to catch up on some of the work we need to complete. That said, due to COVID, we have suspended most business inspections until the first of the year. Many businesses are closed, or have strict mandates for entry. This will also provide the time we need to get our new inspection program and software running as well as provide training for those who will utilize it in the field.



DIVISION REPORTS

REPORTED TO THE
CENTRAL ARIZONA FIRE AND MEDICAL AUTHORITY
BOARD OF DIRECTORS

Administration

By Assistant Chief Tharp

We have received notice that the Wage and Benefit survey has been distributed to multiple agencies (as agreed upon by the Wage and Benefit Committee) and we have already received 14 completed surveys and are following up with a few more. What this means is that the designated timeline for the completion and compilation of the data is on track for the end of October. This will allow the agency to process the results and begin crafting a plan for the future to address all areas of concern. Obviously, this will be a joint effort by management, labor and the CAFMA Board of Directors to put together a financially viable and responsible plan for the future. We are looking forward to the results and the opportunity to work on this for our employees and organization.

At the last PSPRS Board of Trustees meeting, the board unanimously approved some changes that will have an impact on our employer contributions (percentage and total dollar amount) and the resulting UAL (Unfunded Actuarial Liability). I heard the struggle from the board members regarding the choices that they needed to make and the impact it would have on employers and ultimately, they made the hard, unpopular choice. They elected to lower the assumed payroll growth rate from 3.5% to 2% by a half a percent a year... and then reevaluate the assumption when it reaches 2%. Many organizations have received little in payroll growth, 1-2% per year on average, so stating that 3.5% payroll growth was occurring to the fund was an overestimation. Also, for any future unrealized gains that would just be “lumped on top” of the current amortized UAL of 16 years, it will be recalculated at its own amortization period of 15 years. This particular aspect will prevent some of that “ramping” of employer contributions that we were looking at in years 10-15 of our remaining amortization period. While this will help in our future “losses” when our return on investment (ROI) does not meet or exceed 7.3%, it will not help this past fiscal year – where they are predicting a minimal or 0% ROI and we are having a good year (2013) drop off of the seven year smoothing calculation. Bottom line, we will see an increase in our employer contributions, but are optimistic that our fiscal predictions will accommodate the increase.

These changes will allow our current “debt” with PSPRS to remain somewhat “constant” (but not go away) and will allow us to move forward with a couple of possible tools to address our \$49 million in unfunded liability. Chief Freitag will discuss Certificates of Participation (COP) that Towns and Cities can currently use, but I will be focusing on our agreed plan of contributing \$250,000 each fiscal year (starting next year) towards our UAL. I will offer an opportunity to place those funds into an IRS 115 Trust that will provide this Board the control and opportunity to utilize these funds in the best way for the future of CAFMA. Additionally, if the voters approve legalizing marijuana in Arizona in November, we will see some additional funds that may help in the future funding of our pension liabilities. We will discuss this more at the CAFMA Board meeting.

Be Smart, Be Safe, Be Prepared.



DIVISION REPORTS

REPORTED TO THE
CENTRAL ARIZONA FIRE AND MEDICAL AUTHORITY
BOARD OF DIRECTORS

Fire Prevention By Fire Marshal Chase

Construction:

Tech reviews attended in Chino Valley:

- Optima Medical Building
- Word of Life Assembly of God Child Care

Initial Plan Reviews attended at Yavapai County:

- N/A

Initial Plan Reviews attended in Prescott Valley:

- Five (5) story multifamily apartments with retail on the lower level
- Restaurant at the corner of Glassford Hill Road and Park Avenue

New Construction/T.I.s:

- Chino Valley Cultivation
- RV Park in Dewey
- Alliance Home Improvement Center
- Coffee shop/Pharmacy on Hwy 69
- Housing development on Pronghorn Ranch Parkway and Antelope meadows Dr.
- Lonesome Valley Playhouse Children's Theater next to Findlay Event Center
- Circle K Store and Fuel Station near Glassford
- Jasper subdivision
- Bungalows at Talking Glass

General:

A preliminary site plan review for the Espire Sports Center and RV Park was completed. This will be located off of Florentine Road and Lake Valley Road in Prescott Valley.

Hearing impaired smoke alarm systems were installed in two more residences, one in Chino Valley and one in the Dewey area. The Arizona Burn Foundation graciously supplied CAFMA with four more of these systems.

After several site inspections the Windsong Senior Living project was finalled by CAFMA and the Town of Prescott Valley.

A first and second quarter report was given over a Zoom meeting at the Dewey/Humboldt Council Meeting.

A recent test was held for the position of Fire Inspector and we hired two new people. We welcome Rachel Michlin and Jaime Welch-Cornell to our CAFMA Fire Prevention team. They will both be starting the first week of October.

We have been working with developers on several large projects including an RV Storage/Clubhouse in Pronghorn Ranch, storage facility expansion in Dewey, an RV park in Dewey, new subdivision in Dewey next to Villages, Granville phases 13B and 13C, a new cell



DIVISION REPORTS

REPORTED TO THE
CENTRAL ARIZONA FIRE AND MEDICAL AUTHORITY
BOARD OF DIRECTORS

tower site off of Highway 89A, and the Baja Apartments.

Captain Brian Burch has been on light duty and working in Prevention assisting with job site inspections and other duties.

Commercial and residential fire sprinkler plans have not slowed down. Each plan reviewed has 2-3 job site inspections associated with it.

Several new building plans and housing projects have been reviewed and the growth in our community has not slowed down a bit during COVID-19 times, in fact, it's getting busier.

Events requested/attended by CAFMA: No events were attended this month due to COVID.

Monthly Safety Tip:

The weather has been hot and dry with very little monsoon moisture. Below are some action items to improve your home's survivability:

- **REMOVE** leaves, pine needles, and other flammable material from the roof, gutters, and on and under the deck to help prevent embers from igniting your home.
- **SCREEN** areas below decks and porches with 1/8" wire mesh to help prevent material from accumulating underneath.
- **COVER** exterior attic and soffit vents with 1/8" wire mesh to help prevent sparks from entering your home.
- **ENCLOSE** eaves to help prevent ember entry.
- **INSPECT** shingles or roof tiles. **REPLACE** missing shingles or tiles. **COVER** ends of tiles with bird stops or cement to help prevent ember penetration during a wildfire.

Tips for Landscaping Around Your Home

- **REMOVE** dead vegetation and other flammable materials, especially within the first five (5) feet of the home.
- **KEEP** your lawn hydrated and maintained. If it is brown, cut it down to help reduce fire intensity.
- **PRUNE** tree limbs so the lowest branches are 6 to 10 feet above the ground to help reduce the chance of fire getting into the crowns of the trees.
- **MOVE** construction material, trash, and woodpiles at least 30 feet away from the home and other outbuildings.
- **DISPOSE** of branches, weeds, leaves, pine needles, and grass clippings that you have cut to reduce fuel for fire.

Increase your wildfire safety. Make simple low-cost changes to your home and landscape starting today. Visit **www.firewise.org** for more information.



DIVISION REPORTS

REPORTED TO THE
CENTRAL ARIZONA FIRE AND MEDICAL AUTHORITY
BOARD OF DIRECTORS

FIRE PREVENTION	
MONTHLY ACTIVITY REPORT	
August 2020	
Public Education	
Public Education - Prevention Staff Only	1
# Attendees	8
Public Education - Fire Pal Program	0
# Attendees	0
Community Risk Management	
Business Inspections	24
Defensible Space Assessments	0
Knox Box Detail	3
Event Consultations & Inspections	0
Fire Hydrant Service	2
Miscellaneous Meetings, FM/AFM Meetings	28
Fire Investigations	
Fire Investigations - Arson	0
Fire Investigations - All Other	2
Construction	
IPRs & Pre-Construction Meetings	7
Sub-Division / Development Plan Review	2
Building Plan Reviews	6
Building Construction Inspections	7
Fire Protection System Plan Reviews	40
Fire Protection System Construction Inspections	64
Revenue - Construction Permit Fees	\$4,710.00
Revenue - Operational/ Special Event Permit Fees	\$0.00



DIVISION REPORTS

REPORTED TO THE
CENTRAL ARIZONA FIRE AND MEDICAL AUTHORITY
BOARD OF DIRECTORS

Operations

By Assistant Chief Feddema

Unfortunately, this year continues to provide operational challenges. CAFMA resources have been deployed locally and to several other states due to the lack of moisture, and it doesn't show any signs of improving. Maintaining staffing has been important and we have limited the number of personnel who can leave based on our local fire danger. This has been complicated by COVID because this has also influenced staffing levels.

We have seen a decline in the number of personnel requiring COVID testing. We have also seen a decline in the number of times crews come in contact with patients that are experiencing flu-like symptoms. We are still following our protocol to limit exposure to personnel on scene. The challenge has been that most of the personnel who have been tested reported exposures due to family members who have been positive. In this situation we have worked with each member to get tested before they return to work. This has been a balancing act; however, Chief Niemynski has been working with each potential exposure to get them tested before they return.

I am currently working with the Arizona State Fire Training Committee and the Arizona Fire Chiefs Association to put together a Battalion Chief's Academy. The program will be hosted in Tempe this year and we are working to finalize the presenters. While many outside training activities have been shut down, our training division has worked hard to provide opportunities. They have also worked to update the accommodations for Engine 540. Engine 540 has been in service since August and has already helped add capacity to the responding resources in the Prescott Valley area. They have been responding to calls for service, supporting training activities at CARTA, covering crews that are attending training, and moving up to cover stations. There have been some challenges relating to the response area; however, we continue to work with PRCC to refine this. We are also working with Michael Freeman to review the data collection so we can monitor the effectiveness of the resource.



DIVISION REPORTS

REPORTED TO THE
CENTRAL ARIZONA FIRE AND MEDICAL AUTHORITY
BOARD OF DIRECTORS

EMS Report

By EMS Chief Niemynski

We have filed 23 formal complaints with AZDHS for the month of August. The number of complaints has come down quite a bit due to the CAD to CAD link getting the dispatch information to Lifeline's dispatch center in a quick manner. This is a good development. There are still problems, but overall the rate is down from a high of 60-80 per month. We responded our Rescues twice due to a response delay from Lifeline. We transported one of the patients with our Rescue to YRMC.

The Sim Man manikin has been refurbished and is back at CARTA. This will enable our EMS Instructor Cadre to provide the most realistic simulation training for the students taking classes at CARTA. We have several training classes scheduled in the next two months at CARTA for Paramedics and EMT Recertification.

We are working with Handtevy to build CAFMA-specific protocols within the Handtevy product. Several of our Paramedics are reviewing the product for accuracy. Once accepted, we can start the hands-on training and then go live. It looks amazing so far.

The annual maintenance and calibration for all the District's Lifepak monitors is complete. We still need to send in two of our units since they were deployed on wildfire assignments during our inspection day.



DIVISION REPORTS

REPORTED TO THE
CENTRAL ARIZONA FIRE AND MEDICAL AUTHORITY
BOARD OF DIRECTORS

Planning and Logistics **By Assistant Chief Rose**

Facilities

The fence project will finally be kicking off on Monday, September 21 at Station 59. The project is expected to take approximately two weeks to complete. Once it's completed we will be working with Tech Services to get the access control system up and running for the new gate.

The generator has been shipped for the Mt. Francis upgrade. The hope is to have the installation completed on Mt. Francis by the second or third week in October. Once completed, the old generator will be relocated and installed at Station 72. The gas line needed at station 72 for the generator is expected to be completed by the end of next week.

Station 57 has had the stucco work completed and painting of exterior of the facility is currently underway.

A new storage building has been ordered for Station 53 and is expected to arrive in 6-10 weeks. This is to replace the three older, smaller buildings that currently exist there and were in need of some repair and relocation. The new one will be placed on the concrete area to the west of the existing buildings.

CARTA – We recently installed a washer and dryer in the bay of the building to accommodate Engine 540 needs. Also, the new gate to be installed at the main entrance has been ordered and is expected to be completed by the end of October. As part of this project we will be working with Tech Services to install solar equipment that will not only provide a charging source for the batteries on the new gate, but also provide the power for the access control system being installed.

Warehouse

In addition to the everyday work, there were a few extra projects completed at the Warehouse this month. We were able to successfully outfit the new Utility with assistance from Fleet personnel. This process was moved to the Warehouse from Fleet last month and it was the first time that the Warehouse had the responsibility of outfitting apparatus. Overall, it went well and we were able to get the truck completed in one day and ready for in service. We are now in the process on gathering inventory for the two new Type 1 engines which will be ready for outfitting in the near future.

Norm Rorick was married to Andie Smith this past Saturday. Congrats Norm and Andie!! Norm will be on vacation for two weeks, returning to work on September 28.

We continue to work with Tech Services on ironing out issues with our ASAP software that we use for inventory and tracking of all items in the warehouse. We have been able to make some significant improvements over the past month and look forward to further improving this for our



DIVISION REPORTS

REPORTED TO THE
CENTRAL ARIZONA FIRE AND MEDICAL AUTHORITY
BOARD OF DIRECTORS

use. This will also be a significant help when we conduct our first full annual inventory in late spring of 2021.

Fleet

Projects:

This month Fleet Maintenance was able to complete the new Battalion 6 truck and the new Utility 61. Both units are now in service in Battalion 6. In a continued effort toward fleet continuity, these vehicles were built to match Battalion 3's truck and Utility 53 as closely as possible. Our next priority project is the outfitting of the two new Type 1 engines. One of these units will go to station 58 and the other to station 61. There is a lot of work involved in getting these units ready for frontline service. Fleet is watching closely as we prepare for service to see what work needs to be performed in-house and what we can have completed at the factory as these units are built to maximize efficiency and minimize in-service work. Currently, all of the striping has been installed and MDT mounts are being fabricated for these two new engines. We also took delivery of a new UTV and that unit is being prepped for in-service.

Maintenance and Repair:

We had many vehicles come and go for services, annual pump tests, and small repairs. Wildfire season has been busy, so we have had a lot of vehicles come in the shop for post-deployment inspections. We perform these inspections every time one of our vehicles is sent off district for a substantial assignment. This way we can be sure we are sending out our personnel in safe, reliable vehicles each time they are assigned. Some of the more in-depth repairs are as follows: WT-63 was completed this month. It was in for rear axle walking beam bushing replacement. We ended up replacing the entire walking beam suspension assemblies as well as performing an annual service and pump test. WT-53 was in for an intermittent electrical voltage drop out on cranking. This job required many hours of troubleshooting to figure out the underlying issue and then a rewiring of the ignition voltage side of the transmission control. Currently, we have Engine 62 in for service and repairs. Once completed we will be bringing in Engines 61 and 63 for their services.

Update:

Engine 51 has had its new instrument gauge cluster system installed. We are waiting on a call back from electrical engineering at Spartan to guide us through an illumination issue in the new gauges. Engine 58 has been down at Cummins for some time. After installing a new long block engine assembly they had multiple issues with the turbocharger assembly. Their engineering team has been working to come up with a repair. The last update from Cummins was that the parts will be there this week and they should have the unit completed soon.

Technical Services

Technical Services is in the middle of some major projects. These include:



DIVISION REPORTS

REPORTED TO THE
CENTRAL ARIZONA FIRE AND MEDICAL AUTHORITY
BOARD OF DIRECTORS

- Access Control: Converting Warehouse, Administration, and Station 58 to new access control solution. Expected completion by the end of November.
- Network Infrastructure: Removal of legacy microwave equipment from Mount Francis and PRCC. New equipment to be installed before the end of October. Legacy equipment is being donated to DPS (see additional Board item).
- Network Infrastructure: New diesel powered generator being installed at our Mt. Francis site. This is a joint project with Facilities.
- The Review “podcast” is in prelaunch phase. More to come soon.

As always feel free to reach out to me if you have any questions or need further explanation on something.



DIVISION REPORTS

REPORTED TO THE
CENTRAL ARIZONA FIRE AND MEDICAL AUTHORITY
BOARD OF DIRECTORS

Training **By Training Chief Parra**

September has been a busy month of training. We started the month with ISFSI Live Fire Credentialing. This is a three-day program that explores the most recent NFPA 1403 standards and applies the principles of the standard to the student's ability to instruct live fire training in a safe environment.

We hosted the Engineer Academy once again this year. The training filled up and went very well. Ten of the twenty firefighters that attended the training were from CAFMA. As part of the credentialing, we have partnered with three agencies to provide certificates for this academy. This includes Yavapai College, the Arizona Center for Fire Service Excellence (AzCFSE), and our insurance agency, VFIS.

Other events on our calendar include:

- PVPD SWAT Training
- Quarterly Training
- EMT Recertification Training
- Yavapai College Firefighter I and II
- CPR Training
- Monthly HAZMAT Technician and Technical Rescue Technician Training



DIVISION REPORTS

REPORTED TO THE
CENTRAL ARIZONA FIRE AND MEDICAL AUTHORITY
BOARD OF DIRECTORS

Response Report

By GIS | Records Management Specialist Freeman

Land Area: 369 sq. miles Population: ≈100,000 Fire Stations: 10 Full-Staffed

Responses in District

TOTAL FIRE INCIDENTS	16
STRUCTURE FIRE	2
STRUCTURE FIRE; CONFINED	6
MOBILE HOME/PORTABLE BLDG	0
VEHICLE FIRE	1
BRUSH/GRASS/WILDLAND FIRE	6
OTHER/TRASH FIRE	1

Fire is 1.41% of call volume

TOTAL EMS	753
-----------	-----

EMS is 66.58% of call volume

OVERPRESSURE	1
HAZMAT	10
SERVICE	232
GOOD INTENT	88
FALSE ALARM/OTHER	31

Other is 32.01% of call volume

TOTAL INCIDENTS IN DISTRICT	1,131
INCIDENT RESPONSES BY CAFMA	1,239

Residential Fire Loss	\$368,700
Commercial Fire Loss	\$0
Vehicle Fire Loss	\$100

Calls in Town of Chino Valley	166
Calls in Town of Prescott Valley	610
Calls in Town of Dewey-Humboldt	51
Calls in rest of District	304
Calls out of District	10

Average total # of calls per day	36.48
Average fire calls per day	0.52
Average EMS calls per day	24.29
Average all other calls per day	11.68

Aid Given to Prescott	114
Aid Received from Prescott	56
Mutual Aid Given	1
Mutual Aid Received	0

Unit Responses

	In District	Total
E50	125	135
E51	34	147
E53	196	198
E540	33	36
E54	129	134
E57	44	45
E58	190	192
E59	158	166
E61	94	95
E62	125	129
E63	50	53
T50	6	8
B3	33	40
B6	35	41

Call Volume at PRCC

	MONTH	YTD
PFD	887	6,080
CAFMA	1,131	8,341
GCDF	10	80
OD	11	65
WKFD	3	36

Top 5 Call Types

697	EMS
110	Assist Invalid
49	Public Service
41	Cancelled en Route
31	Assist Police/Gov't Agency

Move Ups by Station

50:	47	57:	3
51:	60	61:	14
53:	16	62:	3
54:	2	63:	26
58:	1	540:	6
59:	1	TOTAL:	179

MINUTES

**Central Arizona Fire and Medical Authority
Central Arizona Fire and Medical Authority Board of Directors
CA Regular Meeting
Monday, August 24, 2020, 5:00 pm - 6:00 pm
Central Arizona Fire and Medical Authority, Administration, 8603 E. Eastridge Drive,
Prescott Valley**

In-Person Attendance

Darlene Packard; Dave Tharp; Kathy Goodman; Matt Zurcher; Susanne
Dixson

Remote Attendance

Dave Dobbs; Nicolas Cornelius

Not In Attendance

Jeff Wasowicz; Julie Pettit; Scott A Freitag

NOTICE OF MEETING

Pursuant to A.R.S. § 38-431.02, notice is hereby given to the members of the Central Arizona Fire and Medical Authority Board of Directors and the general public that the **Central Arizona Fire and Medical Authority** will hold a meeting open to the public on **Monday, August 24, 2020 at 5:00 p.m.** The meeting will be held at **Central Arizona Fire and Medical Authority, Administration, 8603 E. Eastridge Drive, Prescott Valley, Arizona.** The Board may vote to go into Executive Session on any agenda item, pursuant to A.R.S. §38-431.03(A)(3) for discussion and consultation for legal advice with Authority's Attorney on matters as set forth in the agenda item. The following topics and any variables thereto, will be subject to Board consideration, discussion, approval, or other action. All items are set for possible action.

1. CALL TO ORDER / ROLL CALL OF BOARD MEMBERS

Clerk Packard called the meeting to order at 5:03 p.m.

Operations Chief Feddema attended on behalf of Chief Freitag.

2. PLEDGE OF ALLEGIANCE

Clerk Packard led the Pledge of Allegiance.

3. PRESENTATIONS

A. Prescott Valley Town Council Report

Councilman Packard provided a Town of Prescott Valley status report, which included 47 single-family and eight mobile building permits in July. There will be 150 units going up at Long Look and Glassford, and the owner of Robert's Market will be submitting for a commercial parcel north of 89A.

B. Dewey-Humboldt Town Council Report

A Town of Dewey-Humboldt representative was not present to report.

C. Board Members' Reports

i. Prescott Regional Communications (PRCC)

Director Wasowicz was not present to report.

ii. Public Records Requests

Director Zurcher had nothing more to add.

iii. Legal Fees

Director Zurcher had nothing more to add.

iv. Labor/Management

Director Dobbs reported that there has not been a meeting this month, so he had nothing more to add.

D. Letters from the Public

Chief Tharp stated that the letters speak for themselves.

E. Monthly Division Reports from the Fire Chief and staff in regard to current activities of the Fire Authority and the status and progress relating thereto. Any item discussed in the Division Reports is subject to discussion and direction by the Board; no action will be taken.

Chief Tharp reported that the City of Flagstaff has just paid off their PSPRS unfunded liability through a Certificate of Participation (COP), similar to a bond. Flagstaff was able to raise enough for their unfunded liability as well as an additional 15 million for potential future benchmarks. Fire Districts do not currently have the authority to use a pension bond, for that legislative changes would need to happen. CAFMA is undergoing a study with Stifel and PSPRS to see what the savings might be to the taxpayers if agencies were able to go that route. He added that a COP must be budgeted in the annual budget; it is not like a general obligation bond that is in addition to the tax rate.

Clerk Packard inquired as to whether or not PSPRS would continue adding unfunded liability if CAFMA paid the current amount off. Chief Tharp responded yes; that while paying it off would solve our immediate issue, our Tier 1 and Tier 2 issue, it would not solve the unfunded liability issue for Tier 3.

Chief Feddema reported that the 40-Hour Engine is off and rolling. Data is being collected, the small bugs are being worked out, and it is going well so far.

Director Zurcher inquired as to the status of the Engine 58 repairs. Chief Rose reported that a fault in the turbo of Engine 58 caused a delay in its return. The engine should be back in service next week. The 40-Hour Engine now has a space set-up at CARTA.

Chief Feddema stated on behalf of Chief Parra that trainings are moving forward with COVID-19 precautions in place. The Engineer Academy will take place in September.

F. Goals and Objectives: Review of 2019-2020 and Overview of 2020-2021

Chief Tharp presented a review of the 2019-2020 Goals and Objectives, and an overview of the 2020-2021 Goals and Objectives. This project provides an annual review of the Agency's goals and objectives.

4. CALL TO THE PUBLIC

In accordance with A.R.S. §38-431.01(H) and as a matter of policy, the Central Arizona Fire and Medical Authority Board has decided to allow public comments as time permits. Therefore, those wishing to address the Board regarding an issue within the jurisdiction of this public body may do so in an orderly manner that includes completing a Call to the Public Form and submitting it to staff for the record. If a written statement is being read, please provide a copy to ensure it is entered into the record accurately. Individuals will be limited to speak for three (3) minutes and Call to the Public shall not exceed 30 minutes per meeting.

There were no public comments.

5. CONSENT AGENDA

All matters listed under consent agenda are considered to be routine by the Central Arizona Fire and Medical Authority Board and will be enacted by one motion. There will be no separate discussion on these items. Any item may be removed by a Board member and will be considered separately for motion, discussion and action.

- A. Approve Regular Session Minutes - July 27, 2020
- B. Approve Executive Session Minutes - July 27, 2020
- C. Approve General Fund Financial Statements
- D. Approve Fire Protection Agreements: Goulding, Diaz, Kelly, Jones, Johnson, and Simpson
- E. Approve PPE Cleaning, Inspection, and Repair Intergovernmental Agreement with Groom Creek Fire District

Motion to approve the Consent Agenda items A-E.

Move: Matt Zurcher Second: Dave Dobbs Status: Passed

Yes: Dave Dobbs, Darlene Packard, Matt Zurcher

6. VOTE TO GO INTO EXECUTIVE SESSION

- A. Legal Advice Pursuant to A.R.S. §38-431.03(A)(3) Regarding Ambulance Services
- B. Legal Advice Pursuant to A.R.S. §38-431.03(A)(3) Regarding Property Located Near Station 59
- C. Legal Advice Pursuant to A.R.S. §38-431.03(A)(3) Regarding Correspondence from Mr. Al Gibbons

Motion to go into Executive Session at 5:46 p.m.

Move: Matt Zurcher Second: Dave Dobbs Status: Passed

Yes: Dave Dobbs, Darlene Packard, Matt Zurcher

7. NEW BUSINESS

- A. Discussion and Possible Action Regarding Ambulance Services

Clerk Packard reconvened into Open Session at 6:03 p.m.

Clerk Packard advised a wait-and see-approach. The Board will add a special meeting if needed.

- B. Discussion and Possible Action Regarding Property Located Near Station 59

Clerk Packard stated that Chief Rose has his direction.

- C. Discussion and Possible Action Regarding Correspondence from Mr. Al Gibbons

Motion to send the short letter under Nick's letterhead and signature in response to Mr. Al Gibbons.

Move: Matt Zurcher Second: Dave Dobbs Status: Passed

Yes: Dave Dobbs, Darlene Packard, Matt Zurcher

8. ADJOURNMENT

Motion to adjourn at 6:04 p.m.

Move: Matt Zurcher Second: Dave Dobbs Status: Passed

Yes: Dave Dobbs, Darlene Packard, Matt Zurcher

Disabled persons needing reasonable accommodations should call 928-772-7711 prior to the scheduled meeting.

MINUTES

**Central Arizona Fire and Medical Authority
Central Arizona Fire and Medical Authority Board of Directors
CA Special Meeting**

Thursday, September 10, 2020, 3:00 pm - 3:30 pm

Central Arizona Fire and Medical Authority, Administration, 8603 E. Eastridge Dr., Prescott Valley

In-Person Attendance

Darlene Packard; Kathy Goodman; Scott A Freitag; Susanne Dixon

Remote Attendance

Dave Tharp; Julie Pettit; Matt Zurcher

Not In Attendance

Dave Dobbs; Jeff Wasowicz; Nicolas Cornelius

NOTICE OF MEETING

Pursuant to A.R.S. § 38-431.02, notice is hereby given to the members of the Central Arizona Fire and Medical Authority Board of Directors and the general public that the **Central Arizona Fire and Medical Authority** will hold a meeting open to the public on **Thursday, September 10, 2020 at 3:00 p.m.** The meeting will be held at **Central Arizona Fire and Medical Authority, Administration, 8603 E. Eastridge Drive, Prescott Valley, Arizona.** The Board may vote to go into Executive Session on any agenda item, pursuant to A.R.S. §38-431.03(A)(3) for discussion and consultation for legal advice with Authority's Attorney on matters as set forth in the agenda item. The following topics and any variables thereto, will be subject to Board consideration, discussion, approval, or other action. All items are set for possible action.

1. CALL TO ORDER / ROLL CALL OF BOARD MEMBERS

Clerk Packard called the meeting to order at 3:02 p.m.

2. PLEDGE OF ALLEGIANCE

Clerk Packard led the Pledge of Allegiance.

3. CALL TO THE PUBLIC

In accordance with A.R.S. §38-431.01(H) and as a matter of policy, the Central Arizona Fire and Medical Authority Board has decided to allow public comments as time permits. Therefore, those wishing to address the Board regarding an issue within the jurisdiction of this public body may do so in an orderly manner that includes completing a Call to the Public Form and submitting it to staff for the record. If a written statement is being read, please provide a copy to ensure it is entered into the record accurately. Individuals will be limited to speak for three (3) minutes and Call to the Public shall not exceed 30 minutes per meeting.

There were no public comments.

4. NEW BUSINESS

- A. Motion, Discussion, and Action Regarding Approval for Fire Chief and Agency Counsel to Participate in Administrative Hearing Related to Proposed Certificate of Necessity

Amendments by Life Line Ambulance, Inc.

Chief Freitag reported that the City of Prescott recently approached CAFMA stating that they were going to intervene in Lifeline Ambulance's Certificate of Necessity (CON) hearing relating to CON 62, which includes CAFMA's area. Their intent is to improve the response time standards to which Lifeline will be held within the CON. Lifeline's current standard is set at arriving on scene within 10 minutes 70% of the time, and Lifeline is suggesting that be increased to arrival within 10 minutes 80% of the time. He stated that neither 70% nor 80% are response time standards recognized anywhere in the country; 90% is the standard. Prescott would like to be on record with the Department of Health Services (DHS) stating that 80% is not a nationally recognized, or reasonable, standard.

He continued, the City of Prescott has been negotiating a contract with Lifeline/AMR for about two years now. Chief Light inquired as to whether CAFMA would be willing to collaborate by going together to DHS. Prescott's City Council has voted unanimously to move forward and has given direction to their attorney and Chief Light to file a notice of appearance and the all documents necessary to outline the City's concerns. Prescott already has the language prepared, which would need to be amended for CAFMA's area, but Attorney Cornelius recommends filing a notice of appearance and signing as joiners.

He stated that the Agency is looking for approval and direction from the Board to engage with Prescott and to file as intervenors along with Prescott. He thanked the Board for their support.

Motion to approve Fire Chief and Agency Counsel to participate in administrative hearing related to proposed Certificate of Necessity amendments by Lifeline Ambulance Incorporated, parent company AMR, to file as intervenors along with the City of Prescott.

Move: Darlene Packard Second: Matt Zurcher Status: Passed

Yes: Darlene Packard, Julie Pettit, Matt Zurcher

5. ADJOURNMENT

Motion to adjourn at 3:09 p.m.

Move: Matt Zurcher Second: Julie Pettit Status: Passed

Yes: Darlene Packard, Julie Pettit, Matt Zurcher

Disabled persons needing reasonable accommodations should call 928-772-7711 prior to the scheduled meeting.

The Central Arizona Fire and Medical Authority Board of Directors have reviewed and approved the following financial documents to include Income Statements, Balance Sheets, and Bank Reconciliations with supporting documents, Revenue and Expenditure Graphs, and Cash Flow Projections in compliance with A.R.S. § 48-805, 807.

CAFMA General Fund

Fire Board Chairperson Date

Fire Board Clerk Date

Signature indicating approval on next page

CENTRAL ARIZONA FIRE AND MEDICAL AUTHORITY
CHECK RECONCILIATION AUGUST, 2020

Reconciliation:

Beginning Balance:	\$	6,174,869.70
Deposits:	\$	257,607.24
Transfers In - Capital Reserve Fund:	\$	-
Payroll Direct Deposit:	\$	-
Disbursements:	\$	(3,353,828.25)
Transfer from CVFD & CYFD	\$	163,922.47
Ending Balance:	\$	3,242,571.16

Difference Between Balances: \$ -

Bank Statement Balance:

Balance Per Bank:	\$	3,284,652.31
Outstanding Checks:	\$	(42,081.15)
Outstanding Deposits:	\$	-
Voided Checks From Prior Months:	\$	-
Payroll Direct Deposit:	\$	-
Ending Balance:	\$	3,242,571.16

G/L Ending Balance: \$ 3,242,571.16

\$ 3,242,571.16

Deposits Per Bank Statement:

Fire District Deposits:	\$	257,410.37
Interest Income:	\$	196.87
Transfer In From CVFD:	\$	45,156.20
Transfer In From CYFD:	\$	118,766.27
Transfer to Capital Reserve:	\$	-
Transfer From Capital Reserve:	\$	-
Outstanding Deposits:	\$	-

Ending Balance: \$ 421,529.71

Bank Reconciliation Register:

Checks From Accounts Payable:	\$	3,353,828.25
Checks From Payroll:	\$	-
Total Checks:	\$	3,353,828.25

Deposits From Accounts Receivable:	\$	257,410.37
Journal Entries From General Ledger:	\$	164,119.34
Outstanding Deposits:	\$	-

Ending Balance: \$ 421,529.71

Reconciliation Approved By:

Scott Freitag

Scott Freitag, Fire Chief

Digitally signed by Scott Freitag
Date: 2020.09.14 09:59:51 -07'00'

Reconciliation Reviewed By:

Dave Tharp

David Tharp, Assistant Chief of Administration

Digitally signed by Dave Tharp
Date: 2020.09.10 11:33:56 -07'00'

Reconciliation Prepared By:

Karen Butler

Karen Butler, Finance Specialist III

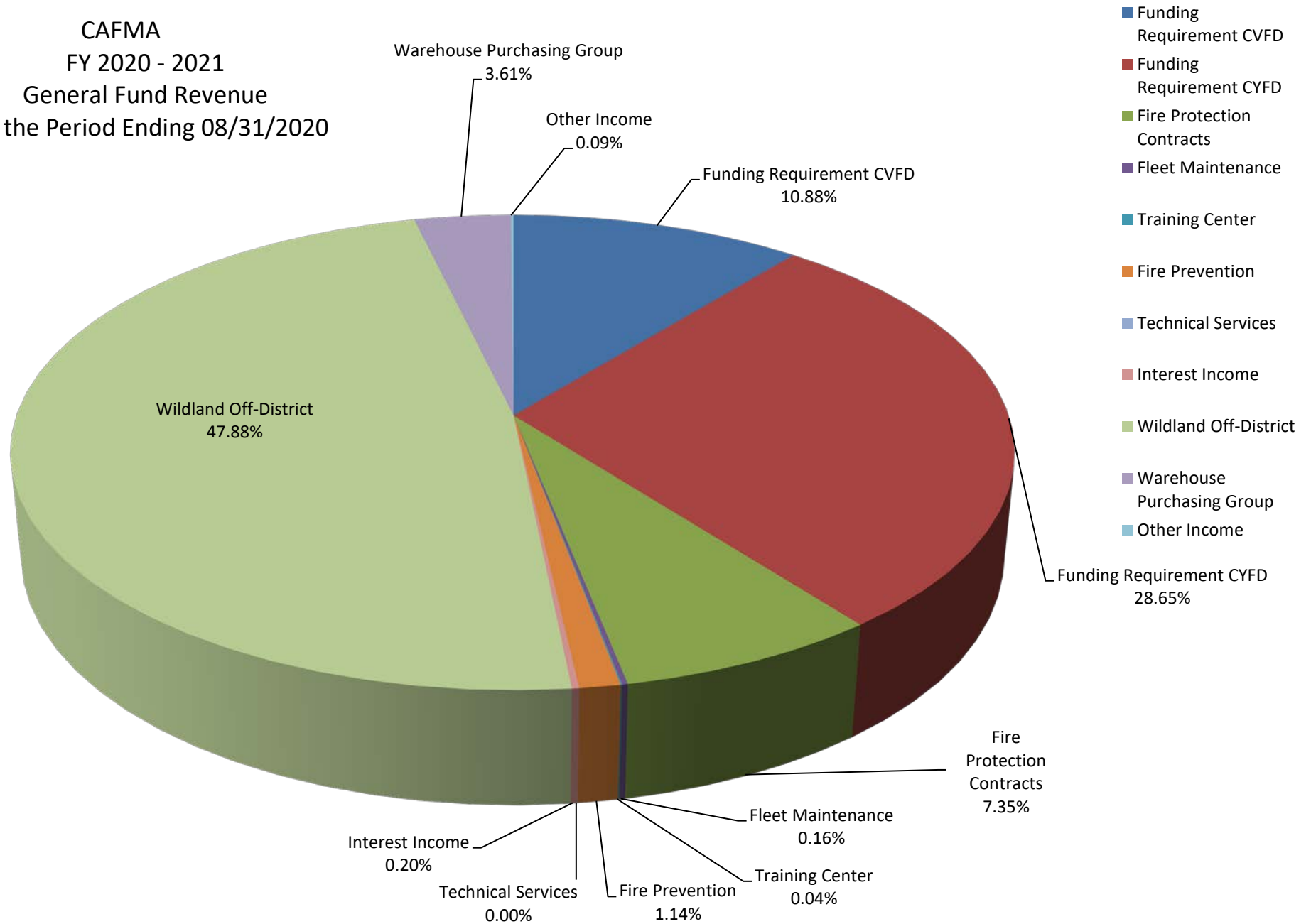
Digitally signed by Karen Butler
Date: 2020.09.08 15:43:41 -07'00'

[illegible]

**CENTRAL ARIZONA FIRE AND MEDICAL AUTHORITY
REVENUE GRAPH DATA**

	AUGUST, 2020	YTD	
	Revenue	Budget	%
Funding Requirement CVFD	\$ 45,156	\$ 4,860,737	10.88
Funding Requirement CYFD	\$ 118,766	\$ 19,765,185	28.65
Fire Protection Contracts	\$ 30,479	\$ 180,000	7.35
Fleet Maintenance	\$ 650	\$ 40,000	0.16
Training Center	\$ 150	\$ 41,000	0.04
Fire Prevention	\$ 4,710	\$ 81,730	1.14
Technical Services	\$ -	\$ 189,345	0.00
Interest Income	\$ 827	\$ 50,000	0.20
Wildland Off-District	\$ 198,455	\$ 50,000	47.88
Group	\$ 14,947	\$ 210,000	3.61
Other Income	\$ 359	\$ 266,485	0.09
TOTALS:	\$ 414,500	\$ 25,734,482	100.00

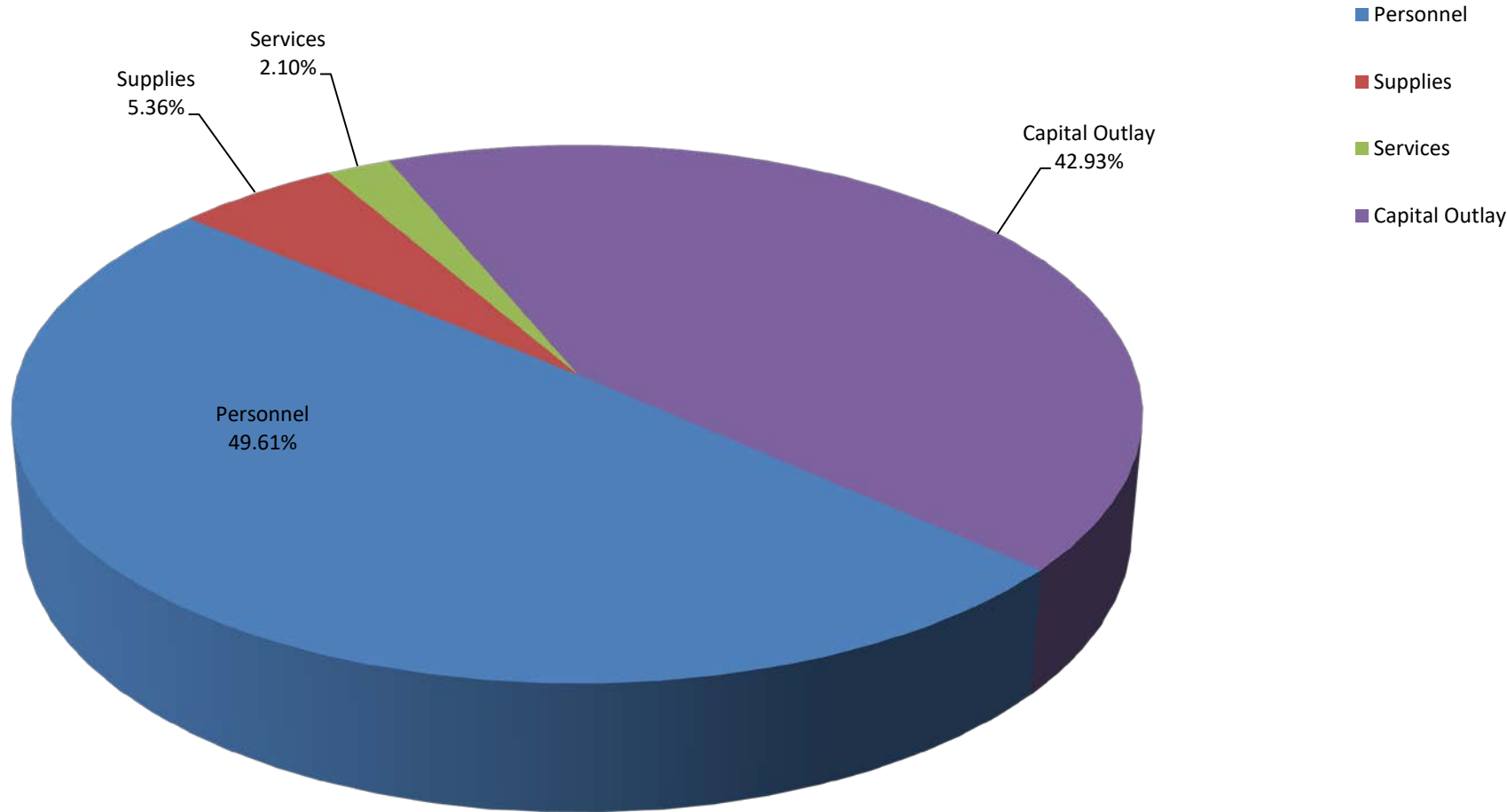
CAFMA
FY 2020 - 2021
General Fund Revenue
For the Period Ending 08/31/2020



**CENTRAL ARIZONA FIRE AND MEDICAL AUTHORITY
EXPENSE GRAPH DATA**

AUGUST, 2020		YTD	
Revenue		Budget	%
Personnel	\$ 1,656,201	\$ 20,842,279	49.61
Supplies	\$ 179,023	\$ 2,184,767	5.36
Services	\$ 69,990	\$ 1,911,784	2.10
Capital Outlay	\$ 1,433,177	\$ 2,771,754	42.93
TOTAL:	\$ 3,338,391	\$ 27,710,584	100.00

CAFMA
FY 2020 - 2021
General Fund Expenditures
For the Period Ending 8/31/2020



CENTRAL ARIZONA FIRE AND MEDICAL AUTHORITY
GENERAL FUND - AUGUST, 2020

Transfer In: Chino Valley Fire District:	\$	45,156.20
Transfer In: Central Yavapai Fire District:	\$	118,766.27
Fire District Deposits:	\$	257,410.37
Transfer In From Capital Reserve - Capital Purchase:	\$	-
Transfer In From Capital Reserve - Borrowed Funds:	\$	-
Interest Received:	\$	196.87

TOTAL	\$	421,529.71
--------------	-----------	-------------------



Yavapai County Treasurer

Monthly Statement

Date Range: 8/1/2020 to 8/31/2020

CAFMA - General Fund
Fund: 6067340500



Yavapai County Treasurer

Monthly Statement

Date Range: 8/1/2020 to 8/31/2020

Account	Period	YTD		
6067340500	CAFMA-General Fund			
Begin Balance:	6,231,257.19	3,192,699.97		
Income:	421,529.71 ✓	6,051,953.37		
LOC Advance:	.00	.00		
Expense:	(3,368,134.59)	(5,960,001.03)	LOC:	.00
LOC Payments:	.00	.00	Warrants Outstanding:	.00
Cash Balance:	3,284,652.31	3,284,652.31	End:	3,284,652.31

Monthly Statement Summary

Source Code	Description		MTDAmount	YTDAmount
6067340500	CAFMA-General Fund	Beginning Balance:	6,231,257.19	3,192,699.97
37122.0	Fire District Deposit		257,410.37	509,888.25
38108.0	Interest on Investments Charles Schwab		.00	762.77
38109.0	Interest on Investments St Treas		196.87	506.75
7376.0	Transfer in		163,922.47	5,540,795.60
91032.0	Warrants Redeemed		(3,368,134.59)	(5,960,001.03)
		Ending Balance:	3,284,652.31	3,284,652.31



Yavapai County Treasurer

Monthly Statement

Date Range: 8/1/2020 to 8/31/2020

Monthly Statement Detail

Date	Notes	Doc #	Amount	C/D
6067340500 CAFMA-General Fund			Beginning Balance: 6,231,257.19	
37122.0 Fire District Deposit			Source Code Total: 257,410.37	
08/06	CENTRAL AZ FIRE AND MEDICAL AUTHORITY	0	1,750.44	C
08/06	CENTRAL AZ FIE AND MEDICAL AUTHORITY	0	79,155.64	C
08/06	CENTRAL AZ FIRE AND MEDICAL AUTHORITY	0	12,357.73	C
08/14	CAFMA DEPOSIT	0	4,984.96	C
08/14	CAFMA DEPOSIT	0	12,610.90	C
08/21	CENTRAL AZ FIRE AND MEDICAL AUTHORITY	0	143,933.53	C
08/21	CAFMA	0	2,617.17	C
38109.0 Interest on Investments St Treas			Source Code Total: 196.87	
08/26	Investment Interest	0	196.87	C
7376.0 Transfer in			Source Code Total: 163,922.47	
08/18	Transfer per request dtd 8/18/20 Karen Butler	0	118,766.27	C
08/18	Transfer per request dtd 8/18/20 Karen Butler	0	45,156.20	C
91032.0 Warrants Redeemed			Source Code Total: (3,368,134.59)	
08/03	Paid Warrants	0	(10,693.51)	D
08/04	Paid Warrants	0	(34,373.21)	D
08/05	Paid Warrants	0	(6,357.50)	D
08/06	Paid Warrants	0	(814.55)	D
08/10	Paid Warrants	0	(2,606.75)	D
08/11	Paid Warrants	0	(783,002.22)	D
08/13	Paid Warrants	0	(6,127.93)	D
08/14	Paid Warrants	0	(367,458.41)	D
08/17	Paid Warrants	0	(1,144,717.25)	D
08/18	Paid Warrants	0	(7,363.29)	D
08/19	Paid Warrants	0	(335.00)	D
08/20	Paid Warrants	0	(7,135.95)	D
08/25	Paid Warrants	0	(744,189.64)	D
08/26	Paid Warrants	0	(14,112.61)	D
08/28	Paid Warrants	0	(201,381.40)	D
08/31	Paid Warrants	0	(37,465.37)	D
6067340500 CAFMA-General Fund			Ending Balance: 3,284,652.31	

Warrant Detail

Payee Name	Warrant	Amount	Issue Dt	Status Dt	Voucher
6067340500 CAFMA-General Fund			Account Total: 3,368,134.59		
Fund: 5673			Fund Total: 3,368,134.59		
Status: PAID			Status Total: 3,368,134.59		
/	0756739480	3.49	06/29/20	08/10/20	
/	0756739587	361.60	07/27/20	08/03/20	



Yavapai County Treasurer

Monthly Statement

Date Range: 8/1/2020 to 8/31/2020

/	0756739588	379.59	07/27/20	08/03/20	
/	0756739590	10,097.72	07/27/20	08/04/20	
/	0756739592	71.68	07/27/20	08/03/20	
/	0756739594	19,615.06	07/27/20	08/04/20	
/	0756739597	165.00	07/27/20	08/03/20	
/	0756739600	2,721.28	07/27/20	08/03/20	
/	0756739602	13.17	07/27/20	08/04/20	
/	0756739619	2,857.50	07/27/20	08/05/20	
/	0756739620	16.31	07/27/20	08/03/20	
/	0756739623	69.17	07/27/20	08/03/20	
/	0756739627	226.33	07/27/20	08/03/20	
/	0756739628	1,660.06	07/27/20	08/04/20	
/	0756739630	2,100.70	07/27/20	08/04/20	
/	0756739631	434.92	07/27/20	08/03/20	
/	0756739635	761.50	01/01/00	08/04/20	
/	0756739636	16.37	07/27/20	08/03/20	
/	0756739637	39.60	07/27/20	08/03/20	
/	0756739638	1,160.00	07/27/20	08/03/20	
/	0756739640	3,500.00	07/27/20	08/05/20	
/	0756739642	2,603.26	07/27/20	08/10/20	
/	0756739643	814.55	07/27/20	08/06/20	
/	0756739644	138.87	07/27/20	08/03/20	
/	0756739646	387.23	07/27/20	08/03/20	
/	0756739652	4,505.56	07/27/20	08/03/20	
/	0756739653	125.00	07/27/20	08/04/20	
/	0756739656	120.00	08/10/20	08/17/20	
/	0756739657	2.04	08/10/20	08/14/20	
/	0756739658	38.75	08/10/20	08/17/20	
/	0756739659	3,356.16	08/10/20	08/14/20	
/	0756739660	30,298.71	08/10/20	08/17/20	
/	0756739669	296.23	08/10/20	08/13/20	
/	0756739670	4,899.00	08/10/20	08/11/20	
/	0756739671	4,406.33	08/10/20	08/18/20	
/	0756739672	2,229.00	08/10/20	08/13/20	
/	0756739673	1,160.00	08/10/20	08/18/20	
/	0756739674	2,053.88	08/10/20	08/13/20	
/	0756739675	417.73	08/10/20	08/14/20	
/	0756739676	7,964.97	08/10/20	08/14/20	
/	0756739680	895.00	08/10/20	08/14/20	
/	0756739681	152.33	08/10/20	08/17/20	



Yavapai County Treasurer

Monthly Statement

Date Range: 8/1/2020 to 8/31/2020

/	0756739682	1,135.19	08/10/20	08/14/20	
/	0756739684	118.08	08/10/20	08/11/20	
/	0756739685	777,985.14	08/10/20	08/11/20	
/	0756739687	141.78	08/10/20	08/17/20	
/	0756739688	115.40	08/10/20	08/18/20	
/	0756739689	611.41	08/10/21	08/14/20	
/	0756739690	405.00	08/10/20	08/18/20	
/	0756739691	250.00	08/10/20	08/18/20	
/	0756739692	720.89	08/10/20	08/17/20	
/	0756739693	29.15	08/10/20	08/18/20	
/	0756739694	2,134.96	08/10/20	08/17/20	
/	0756739695	783.90	08/10/20	08/13/20	
/	0756739696	113.73	08/10/20	08/13/20	
/	0756739697	50.82	08/10/20	08/14/20	
/	0756739698	217.46	08/10/20	08/14/20	
/	0756739699	106.08	08/10/20	08/20/20	
/	0756739700	147.91	08/10/20	08/14/20	
/	0756739701	605.61	08/10/20	08/17/20	
/	0756739703	1,097,573.06	08/10/20	08/17/20	
/	0756739704	16.37	08/10/20	08/14/20	
/	0756739705	1,625.94	08/10/20	08/14/20	
/	0756739708	335.00	08/10/20	08/19/20	
/	0756739709	950.22	08/10/20	08/18/20	
/	0756739711	6,889.87	08/10/20	08/20/20	
/	0756739712	957.15	08/10/20	08/25/20	
/	0756739713	309.98	08/10/20	08/17/20	
/	0756739715	140.00	08/10/20	08/26/20	
/	0756739716	261.96	08/10/20	08/14/20	
/	0756739717	294,312.33	08/10/20	08/14/20	
/	0756739718	301.48	08/10/20	08/14/20	
/	0756739719	299.93	08/10/20	08/17/20	
/	0756739720	700.00	08/10/20	08/17/20	
/	0756739721	140.00	08/10/20	08/20/20	
/	0756739722	8,750.00	08/10/20	08/17/20	
/	0756739723	47.19	08/10/20	08/18/20	
/	0756739724	900.00	08/10/20	08/14/20	
/	0756739725	1,990.13	08/10/20	08/14/20	
/	0756739726	37,104.03	08/10/20	08/14/20	
/	0756739727	2,317.78	08/10/20	08/14/20	
/	0756739728	1,621.25	08/10/20	08/17/20	



Yavapai County Treasurer

Monthly Statement

Date Range: 8/1/2020 to 8/31/2020

/	0756739729	419.24	08/10/20	08/14/20	
/	0756739730	265.78	08/10/20	08/13/20	
/	0756739731	385.41	08/10/20	08/13/20	
/	0756739732	1,250.00	08/10/20	08/17/20	
/	0756739733	12,547.52	08/10/20	08/14/20	
/	0756739734	104.13	08/10/20	08/14/20	
/	0756739735	758.81	08/10/20	08/14/20	
/	0756739737	2,500.00	08/24/20	08/26/20	
/	0756739741	1,222.50	08/24/20	08/28/20	
/	0756739743	539.43	08/24/20	08/28/20	
/	0756739744	15,619.85	08/24/20	08/31/20	
/	0756739750	1,044.26	08/24/20	08/31/20	
/	0756739752	731,960.71	08/24/20	08/25/20	
/	0756739754	11,271.78	08/24/20	08/25/20	
/	0756739767	463.35	08/24/20	08/28/20	
/	0756739768	21.77	08/24/20	08/31/20	
/	0756739769	1,875.00	08/24/20	08/31/20	
/	0756739770	157.74	08/24/20	08/31/20	
/	0756739771	4,523.12	08/24/20	08/31/20	
/	0756739777	725.85	08/24/20	08/28/20	
/	0756739778	222.54	08/24/20	08/28/20	
/	0756739779	52.82	08/24/20	08/31/20	
/	0756739782	639.20	08/24/20	08/31/20	
/	0756739783	604.20	08/24/20	08/31/20	
/	0756739784	155,242.08	08/24/20	08/28/20	
/	0756739787	11,472.61	08/24/20	08/26/20	
/	0756739788	255.04	08/24/20	08/31/20	
/	0756739789	489.13	08/24/20	08/31/20	
/	0756739793	362.68	08/24/20	08/28/20	
/	0756739798	6,618.77	08/24/20	08/31/20	
/	0756739799	458.23	08/24/20	08/31/20	
/	0756739800	1,346.76	08/24/20	08/31/20	
/	0756739801	87.74	08/24/20	08/28/20	
/	0756739802	42,027.23	08/24/20	08/28/20	
/	0756739803	198.00	08/24/20	08/28/20	
/	0756739805	3,524.75	08/24/20	08/31/20	
/	0756739806	234.73	08/24/20	08/31/20	
/	0756739808	290.00	08/24/20	08/28/20	
		Count	Amount		
Total PAID:		120	3,368,134.59		

CENTRAL ARIZONA FIRE AND MEDICAL AUTHORITY
CAPITAL RESERVE FUND - AUGUST, 2020

Interest Received:	\$	629.66
Transfer In: CAFMA	\$	-
Miscellaneous Adjustments:	\$	-
<hr/>		
TOTAL	\$	629.66
<hr/>		



Yavapai County Treasurer

Monthly Statement

Date Range: 8/1/2020 to 8/31/2020

**CAFMA-Capital Reserve Fund
(CAFMA)**



Yavapai County Treasurer

Monthly Statement

Date Range: 8/1/2020 to 8/31/2020

Account	Period	YTD		
6067340200	CAFMA-Capital Reserve Fund			
Begin Balance:	4,619,853.08	9,712,484.87		
Income:	629.66 ✓	3,276.45		
LOC Advance:	.00	.00		
Expense:	.00	(5,095,278.58)	LOC:	.00
LOC Payments:	.00	.00	Warrants Outstanding:	.00
Cash Balance:	4,620,482.74	4,620,482.74	End:	4,620,482.74

Monthly Statement Summary

Source Code	Description		MTDAmount	YTDAmount
6067340200	CAFMA-Capital Reserve Fund	Beginning Balance:	4,619,853.08	9,712,484.87
38108.0	Interest on Investments Charles Schwab		.00	1,882.14
38109.0	Interest on Investments St Treas		629.66	1,394.31
91702.0	Transfer out		.00	(5,095,278.58)
	Ending Balance:		4,620,482.74	4,620,482.74

Monthly Statement Detail

Date	Notes	Doc #	Amount	C/D
6067340200	CAFMA-Capital Reserve Fund		Beginning Balance: 4,619,853.08	
38109.0	Interest on Investments St Treas		Source Code Total: 629.66	
08/26	Investment Interest	0	629.66	C
	6067340200 CAFMA-Capital Reserve Fund		Ending Balance: 4,620,482.74	

CAFMA-Central Arizona Fire and Medical

Bank Reconciliation Summary

For the Bank Statement ending: 8/31/2020

BANK CONTROL ID: CAFMA - GENERAL FUND		DESC: GENERAL FUND	ACCOUNT NO: 1100
Beginning Balance:	08/01/20		\$6,231,257.19
Deposits and Credits:			\$421,529.71
Checks and Charges:			(\$3,368,134.59)
Adjustments:			\$0.00
Ending Balance Per Reconciliation:			\$3,284,652.31
Ending Balance Per Bank Statement:	08/31/20		\$3,284,652.31
* Outstanding Deposits and Credits:	08/31/20		\$0.00
* Outstanding Checks and Charges:	08/31/20		(\$42,081.15)
Ending Book Balance:		08/31/20	\$3,242,571.16

CAFMA-Central Arizona Fire and Medical

BR Checks and Charges Cleared

For the Bank Statement ending: 8/31/20

CAFMA		General Fund			1100
Date	Document	Description	Module	Company	Amount
06/29/20	756739480	Delia Ayala	AP	CAFMA	\$3.49
07/27/20	756739587	Able Saw, LLC	AP	CAFMA	\$361.60
07/27/20	756739588	Allied Electronics, Inc	AP	CAFMA	\$379.59
07/27/20	756739590	APS	AP	CAFMA	\$10,097.72
07/27/20	756739592	B&B Enterprises	AP	CAFMA	\$71.68
07/27/20	756739594	Bound Tree Medical LLC	AP	CAFMA	\$19,615.06
07/27/20	756739597	Bradshaw Mtn Environmental Inc	AP	CAFMA	\$165.00
07/27/20	756739600	CAROTHERS, ROBERT COUGAN	AP	CAFMA	\$2,721.28
07/27/20	756739602	CenturyLink	AP	CAFMA	\$13.17
07/27/20	756739619	Nicolas J. Cornelius	AP	CAFMA	\$2,857.50
07/27/20	756739620	Cornwell Tools	AP	CAFMA	\$16.31
07/27/20	756739623	FACTORY MOTOR PARTS	AP	CAFMA	\$69.17
07/27/20	756739627	Globalstar	AP	CAFMA	\$226.33
07/27/20	756739628	Michael M. Golightly & Assoc	AP	CAFMA	\$1,660.06
07/27/20	756739630	Immix Technology Inc	AP	CAFMA	\$2,100.70
07/27/20	756739631	Interstate Batteries	AP	CAFMA	\$434.92
07/27/20	756739635	Manzanita Landscaping, Inc	AP	CAFMA	\$761.50
07/27/20	756739636	Mitchell Repair Info. Comp LLC	AP	CAFMA	\$16.37
07/27/20	756739637	Motorola Solutions Inc	AP	CAFMA	\$39.60
07/27/20	756739638	Pinon Painting LLC	AP	CAFMA	\$1,160.00
07/27/20	756739640	Public Safety Crisis Solutions	AP	CAFMA	\$3,500.00
07/27/20	756739642	ALAN SCHUSTER	AP	CAFMA	\$2,603.26
07/27/20	756739643	Smart Document Solutions	AP	CAFMA	\$814.55
07/27/20	756739644	Staples Contract & Commerc.Inc	AP	CAFMA	\$138.87
07/27/20	756739646	Tessco, Inc	AP	CAFMA	\$387.23
07/27/20	756739652	Verizon Wireless	AP	CAFMA	\$4,505.56
07/27/20	756739653	Yavapai County Fire and	AP	CAFMA	\$125.00
08/10/20	756739656	A1 Water Bulk Delivery Svc LLC	AP	CAFMA	\$120.00
08/10/20	756739657	A2Z Home Center, LLC	AP	CAFMA	\$2.04
08/10/20	756739658	AZ General-Ace Hardware	AP	CAFMA	\$38.75
08/10/20	756739659	Alert-All Corporation	AP	CAFMA	\$3,356.16
08/10/20	756739660	American Express, Inc.	AP	CAFMA	\$30,298.71
08/10/20	756739669	American Fence Co, Inc	AP	CAFMA	\$296.23
08/10/20	756739670	Anderson Asphalt Svcs&Contract	AP	CAFMA	\$4,899.00
08/10/20	756739671	APS	AP	CAFMA	\$4,406.33
08/10/20	756739672	Arizona PPE Recon, Inc	AP	CAFMA	\$2,229.00
08/10/20	756739673	Auto Trim Plus LLC	AP	CAFMA	\$1,160.00
08/10/20	756739674	Bennett Oil	AP	CAFMA	\$2,053.88
08/10/20	756739675	Best Pick Disposal, Inc	AP	CAFMA	\$417.73
08/10/20	756739676	Bound Tree Medical LLC	AP	CAFMA	\$7,964.97
08/10/20	756739680	B & W Fire Security Systems	AP	CAFMA	\$895.00
08/10/20	756739681	Cable One Business	AP	CAFMA	\$152.33
08/10/20	756739682	CenturyLink	AP	CAFMA	\$1,135.19
08/10/20	756739684	Chase Bank	AP	CAFMA	\$118.08
08/10/20	756739685	Chase Bank	AP	CAFMA	\$777,985.14
08/10/20	756739687	Cornwell Tools	AP	CAFMA	\$141.78
08/10/20	756739688	Cummins Rocky Mountain LLC	AP	CAFMA	\$115.40
08/10/20	756739689	Curtis Tools for Heroes	AP	CAFMA	\$611.41
08/10/20	756739690	Western Fire Chiefs Assoc.	AP	CAFMA	\$405.00
08/10/20	756739691	Desert Edge Auto Glass	AP	CAFMA	\$250.00
08/10/20	756739692	FACTORY MOTOR PARTS	AP	CAFMA	\$720.89
08/10/20	756739693	FEDEX	AP	CAFMA	\$29.15
08/10/20	756739694	Foremost Promotions	AP	CAFMA	\$2,134.96
08/10/20	756739695	Freightliner of AZ, LLC	AP	CAFMA	\$783.90
08/10/20	756739696	Galpin Ford, Inc.	AP	CAFMA	\$113.73
08/10/20	756739697	Healthcare Medical Waste Svcs	AP	CAFMA	\$50.82
08/10/20	756739698	Interstate Batteries	AP	CAFMA	\$217.46
08/10/20	756739699	DAVID L. JOHNSON	AP	CAFMA	\$106.08
08/10/20	756739700	Mallory Safety & Supply LLC	AP	CAFMA	\$147.91
08/10/20	756739701	Matheson Tri-Gas, Inc	AP	CAFMA	\$605.61
08/10/20	756739703	Municipal Emergency Svcs Inc	AP	CAFMA	\$1,097,573.06
08/10/20	756739704	Mitchell Repair Info. Comp LLC	AP	CAFMA	\$16.37

CAFMA-Central Arizona Fire and Medical

BR Checks and Charges Cleared

For the Bank Statement ending: 8/31/20

CAFMA		General Fund			1100
Date	Document	Description	Module	Company	Amount
08/10/20	756739705	NAPA Auto Parts	AP	CAFMA	\$1,625.94
08/10/20	756739708	Northern AZ Premier Termite	AP	CAFMA	\$335.00
08/10/20	756739709	O'Reilly Auto Parts	AP	CAFMA	\$950.22
08/10/20	756739711	Pediatric Emergency Standards	AP	CAFMA	\$6,889.87
08/10/20	756739712	Prescott Tire Pros & Autom.LLC	AP	CAFMA	\$957.15
08/10/20	756739713	Prescott Valley Ace Hardware	AP	CAFMA	\$309.98
08/10/20	756739715	Restored By Faith LLC	AP	CAFMA	\$140.00
08/10/20	756739716	Rosenbauer Motors, LLC	AP	CAFMA	\$261.96
08/10/20	756739717	Rosenbauer South Dakota, LLC	AP	CAFMA	\$294,312.33
08/10/20	756739718	RWC Group	AP	CAFMA	\$301.48
08/10/20	756739719	Safeguard Business Systems	AP	CAFMA	\$299.93
08/10/20	756739720	SC Audit & Accounting Solution	AP	CAFMA	\$700.00
08/10/20	756739721	SCENT FROM ABOVE COMPANY LLC	AP	CAFMA	\$140.00
08/10/20	756739722	Segal	AP	CAFMA	\$8,750.00
08/10/20	756739723	Besonson Tools LLC	AP	CAFMA	\$47.19
08/10/20	756739724	Deborah Spingola	AP	CAFMA	\$900.00
08/10/20	756739725	Staples Contract & Commerc.Inc	AP	CAFMA	\$1,990.13
08/10/20	756739726	Stryker Sales Corporation	AP	CAFMA	\$37,104.03
08/10/20	756739727	Teleflex Funding LLC	AP	CAFMA	\$2,317.78
08/10/20	756739728	The Hike Shack	AP	CAFMA	\$1,621.25
08/10/20	756739729	TruckPro, LLC	AP	CAFMA	\$419.24
08/10/20	756739730	Unisource Energy Services	AP	CAFMA	\$265.78
08/10/20	756739731	United Fire Equipment Company	AP	CAFMA	\$385.41
08/10/20	756739732	US CAD HOLDINGS, LLC	AP	CAFMA	\$1,250.00
08/10/20	756739733	US Bank Voyager Fleet Systems	AP	CAFMA	\$12,547.52
08/10/20	756739734	W.W. Williams Company LLC	AP	CAFMA	\$104.13
08/10/20	756739735	XEROX FINANCIAL SERVICES	AP	CAFMA	\$758.81
08/24/20	756739737	Anderson Asphalt Svcs&Contract	AP	CAFMA	\$2,500.00
08/24/20	756739741	Arizona PPE Recon, Inc	AP	CAFMA	\$1,222.50
08/24/20	756739743	Bennett Oil	AP	CAFMA	\$539.43
08/24/20	756739744	Bound Tree Medical LLC	AP	CAFMA	\$15,619.85
08/24/20	756739750	Cable One Business	AP	CAFMA	\$1,044.26
08/24/20	756739752	Chase Bank	AP	CAFMA	\$731,960.71
08/24/20	756739754	Chase Card Services	AP	CAFMA	\$11,271.78
08/24/20	756739767	City of Prescott	AP	CAFMA	\$463.35
08/24/20	756739768	Cornwell Tools	AP	CAFMA	\$21.77
08/24/20	756739769	Gary Crisenbery	AP	CAFMA	\$1,875.00
08/24/20	756739770	Cummins Rocky Mountain LLC	AP	CAFMA	\$157.74
08/24/20	756739771	Curtis Tools for Heroes	AP	CAFMA	\$4,523.12
08/24/20	756739777	Freightliner of AZ, LLC	AP	CAFMA	\$725.85
08/24/20	756739778	Galpin Ford, Inc.	AP	CAFMA	\$222.54
08/24/20	756739779	Healthcare Medical Waste Svcs	AP	CAFMA	\$52.82
08/24/20	756739782	INSIGHT PUBLIC SECTOR, INC	AP	CAFMA	\$639.20
08/24/20	756739783	Interstate Batteries	AP	CAFMA	\$604.20
08/24/20	756739784	KAIROS Health Arizona, Inc	AP	CAFMA	\$155,242.08
08/24/20	756739787	Markets West Office Furniture	AP	CAFMA	\$11,472.61
08/24/20	756739788	Matheson Tri-Gas, Inc	AP	CAFMA	\$255.04
08/24/20	756739789	Melcher Printing, Inc	AP	CAFMA	\$489.13
08/24/20	756739793	RWC Group	AP	CAFMA	\$362.68
08/24/20	756739798	Stryker Sales Corporation	AP	CAFMA	\$6,618.77
08/24/20	756739799	The Hike Shack	AP	CAFMA	\$458.23
08/24/20	756739800	Town of Prescott Valley	AP	CAFMA	\$1,346.76
08/24/20	756739801	Unisource Energy Services	AP	CAFMA	\$87.74
08/24/20	756739802	United Fire Equipment Company	AP	CAFMA	\$42,027.23
08/24/20	756739803	United Disposal, Inc	AP	CAFMA	\$198.00
08/24/20	756739805	Virtual Graffiti, Inc.	AP	CAFMA	\$3,524.75
08/24/20	756739806	W.W. Williams Company LLC	AP	CAFMA	\$234.73
08/24/20	756739808	Zebrascares LLC	AP	CAFMA	\$290.00
TOTAL CHECKS AND CHARGES CLEARED:					\$3,368,134.59

CAFMA-Central Arizona Fire and Medical

BR Checks and Charges Outstanding

For the Bank Statement ending: 8/31/20

CAFMA		General Fund			1100
Date	Document	Description	Module	Company	Amount
06/29/20	756739520	Public Safety Personnel Retire	AP	CAFMA	\$1,071.03
06/29/20	756739521	Public Safety Personnel Retire	AP	CAFMA	\$470.94
08/24/20	756739736	A1 Water Bulk Delivery Svc LLC	AP	CAFMA	\$120.00
08/24/20	756739738	APS	AP	CAFMA	\$11,814.89
08/24/20	756739740	Arizona Line Workers LLC	AP	CAFMA	\$3,103.80
08/24/20	756739742	BACKBOARDS BOOMERANG	AP	CAFMA	\$405.00
08/24/20	756739748	Bradshaw Mtn Environmental Inc	AP	CAFMA	\$110.00
08/24/20	756739749	B & W Fire Security Systems	AP	CAFMA	\$173.00
08/24/20	756739751	CenturyLink	AP	CAFMA	\$764.25
08/24/20	756739772	Daniel's Tuxedo & Tailor	AP	CAFMA	\$199.00
08/24/20	756739773	Dish Network	AP	CAFMA	\$123.06
08/24/20	756739774	Ei Rey Pumping Service	AP	CAFMA	\$2,200.00
08/24/20	756739775	FEDEX	AP	CAFMA	\$112.39
08/24/20	756739776	AZ PSPRS	AP	CAFMA	\$6,400.00
08/24/20	756739780	Hillyard-Flagstaff	AP	CAFMA	\$396.89
08/24/20	756739781	International Code Council Inc	AP	CAFMA	\$250.64
08/24/20	756739785	Laerdal Medical Corporation	AP	CAFMA	\$3,330.22
08/24/20	756739786	Manzanita Landscaping, Inc	AP	CAFMA	\$658.00
08/24/20	756739790	National Fire Codes	AP	CAFMA	\$175.00
08/24/20	756739791	PV Economic Development Found	AP	CAFMA	\$102.00
08/24/20	756739792	Questionmark Corporation	AP	CAFMA	\$4,075.00
08/24/20	756739794	Smart Document Solutions	AP	CAFMA	\$469.30
08/24/20	756739795	Besonson Tools LLC	AP	CAFMA	\$38.24
08/24/20	756739796	Staples Contract & Commerc.Inc	AP	CAFMA	\$987.76
08/24/20	756739804	Verizon Wireless	AP	CAFMA	\$4,369.10
08/24/20	756739807	YRMCPH PHYSICIAN PRACTICES	AP	CAFMA	\$161.64
TOTAL CHECKS AND CHARGES OUTSTANDING:					\$42,081.15

CAFMA-Central Arizona Fire and Medical

BR Deposits and Credits Cleared

For the Bank Statement ending: 8/31/20

CAFMA		General Fund			1100
Date	Document	Description	Module	Company	Amount
08/11/20	3521	Deposit	AR	CAFMA	\$12,357.73
08/11/20	3522	Deposit	AR	CAFMA	\$715.44
08/11/20	3523	Deposit	AR	CAFMA	\$75,430.36
08/11/20	3527	Deposit	AR	CAFMA	\$1,035.00
08/11/20	3528	Deposit	AR	CAFMA	\$3,725.28
08/27/20	3534	Deposit	AR	CAFMA	\$143,185.47
08/27/20	3535	Deposit	AR	CAFMA	\$748.06
08/27/20	3536	Deposit	AR	CAFMA	\$1,417.17
08/27/20	3537	Deposit	AR	CAFMA	\$1,200.00
08/27/20	3538	Deposit	AR	CAFMA	\$12,428.90
08/27/20	3539	Deposit	AR	CAFMA	\$182.00
08/27/20	3540	Deposit	AR	CAFMA	\$4,752.96
08/27/20	3541	Deposit	AR	CAFMA	\$232.00
08/31/20	Cash With Yav Cty	Fire Authority Funding - Augus	GL	CAFMA	\$163,922.47
08/31/20	Cash With Yav Cty	CAFMA GF Interest Revenue 08.2	GL	CAFMA	\$196.87
TOTAL DEPOSITS AND CREDITS CLEARED:					\$421,529.71

CAFMA-Central Arizona Fire and Medical
BR Deposits and Credits Outstanding
For the Bank Statement ending:

Date	Document	Description	Module	Company	Amount
------	----------	-------------	--------	---------	--------

TOTAL DEPOSITS AND CREDITS OUTSTANDING:

Bank Reconciliation Register

Document Number	Date	BR Status	Void?	Description	Date Cleared	Amount
MODULE: CHECKS FROM ACCOUNTS PAYABLE						
BANK CONTROL ID: CAFMA - GENERAL FUND						
756739656	08/10/20	Marked	No	A1 Water Bulk Delivery Svc LLC	09/08/20	\$120.00
756739657	08/10/20	Marked	No	A2Z Home Center, LLC	09/08/20	\$2.04
756739658	08/10/20	Marked	No	AZ General-Ace Hardware	09/08/20	\$38.75
756739659	08/10/20	Marked	No	Alert-All Corporation	09/08/20	\$3,356.16
756739660	08/10/20	Marked	No	American Express, Inc.	09/08/20	\$30,298.71
756739669	08/10/20	Marked	No	American Fence Co, Inc	09/08/20	\$296.23
756739670	08/10/20	Marked	No	Anderson Asphalt Svcs&Contract	09/08/20	\$4,899.00
756739671	08/10/20	Marked	No	APS	09/08/20	\$4,406.33
756739672	08/10/20	Marked	No	Arizona PPE Recon, Inc	09/08/20	\$2,229.00
756739673	08/10/20	Marked	No	Auto Trim Plus LLC	09/08/20	\$1,160.00
756739674	08/10/20	Marked	No	Bennett Oil	09/08/20	\$2,053.88
756739675	08/10/20	Marked	No	Best Pick Disposal, Inc	09/08/20	\$417.73
756739676	08/10/20	Marked	No	Bound Tree Medical LLC	09/08/20	\$7,964.97
756739680	08/10/20	Marked	No	B & W Fire Security Systems	09/08/20	\$895.00
756739681	08/10/20	Marked	No	Cable One Business	09/08/20	\$152.33
756739682	08/10/20	Marked	No	CenturyLink	09/08/20	\$1,135.19
756739684	08/10/20	Marked	No	Chase Bank	09/08/20	\$118.08
756739685	08/10/20	Marked	No	Chase Bank	09/08/20	\$777,985.14
756739687	08/10/20	Marked	No	Cornwell Tools	09/08/20	\$141.78
756739688	08/10/20	Marked	No	Cummins Rocky Mountain LLC	09/08/20	\$115.40
756739689	08/10/20	Marked	No	Curtis Tools for Heroes	09/08/20	\$611.41
756739690	08/10/20	Marked	No	Western Fire Chiefs Assoc.	09/08/20	\$405.00
756739691	08/10/20	Marked	No	Desert Edge Auto Glass	09/08/20	\$250.00
756739692	08/10/20	Marked	No	FACTORY MOTOR PARTS	09/08/20	\$720.89
756739693	08/10/20	Marked	No	FEDEX	09/08/20	\$29.15
756739694	08/10/20	Marked	No	Foremost Promotions	09/08/20	\$2,134.96
756739695	08/10/20	Marked	No	Freightliner of AZ, LLC	09/08/20	\$783.90
756739696	08/10/20	Marked	No	Galpin Ford, Inc.	09/08/20	\$113.73
756739697	08/10/20	Marked	No	Healthcare Medical Waste Svcs	09/08/20	\$50.82
756739698	08/10/20	Marked	No	Interstate Batteries	09/08/20	\$217.46
756739699	08/10/20	Marked	No	DAVID L. JOHNSON	09/08/20	\$106.08
756739700	08/10/20	Marked	No	Mallory Safety & Supply LLC	09/08/20	\$147.91
756739701	08/10/20	Marked	No	Matheson Tri-Gas, Inc	09/08/20	\$605.61
756739703	08/10/20	Marked	No	Municipal Emergency Svcs Inc	09/08/20	\$1,097,573.06
756739704	08/10/20	Marked	No	Mitchell Repair Info. Comp LLC	09/08/20	\$16.37
756739705	08/10/20	Marked	No	NAPA Auto Parts	09/08/20	\$1,625.94
756739708	08/10/20	Marked	No	Northern AZ Premier Termite	09/08/20	\$335.00
756739709	08/10/20	Marked	No	O'Reilly Auto Parts	09/08/20	\$950.22
756739711	08/10/20	Marked	No	Pediatric Emergency Standards	09/08/20	\$6,889.87
756739712	08/10/20	Marked	No	Prescott Tire Pros & Autom.LLC	09/08/20	\$957.15
756739713	08/10/20	Marked	No	Prescott Valley Ace Hardware	09/08/20	\$309.98
756739715	08/10/20	Marked	No	Restored By Faith LLC	09/08/20	\$140.00
756739716	08/10/20	Marked	No	Rosenbauer Motors, LLC	09/08/20	\$261.96
756739717	08/10/20	Marked	No	Rosenbauer South Dakota, LLC	09/08/20	\$294,312.33
756739718	08/10/20	Marked	No	RWC Group	09/08/20	\$301.48
756739719	08/10/20	Marked	No	Safeguard Business Systems	09/08/20	\$299.93
756739720	08/10/20	Marked	No	SC Audit & Accounting Solution	09/08/20	\$700.00
756739721	08/10/20	Marked	No	SCENT FROM ABOVE COMPANY LLC	09/08/20	\$140.00
756739722	08/10/20	Marked	No	Segal	09/08/20	\$8,750.00
756739723	08/10/20	Marked	No	Besonson Tools LLC	09/08/20	\$47.19
756739724	08/10/20	Marked	No	Deborah Spingola	09/08/20	\$900.00
756739725	08/10/20	Marked	No	Staples Contract & Commmerc.Inc	09/08/20	\$1,990.13
756739726	08/10/20	Marked	No	Stryker Sales Corporation	09/08/20	\$37,104.03
756739727	08/10/20	Marked	No	Teleflex Funding LLC	09/08/20	\$2,317.78
756739728	08/10/20	Marked	No	The Hike Shack	09/08/20	\$1,621.25
756739729	08/10/20	Marked	No	TruckPro, LLC	09/08/20	\$419.24
756739730	08/10/20	Marked	No	Unisource Energy Services	09/08/20	\$265.78
756739731	08/10/20	Marked	No	United Fire Equipment Company	09/08/20	\$385.41
756739732	08/10/20	Marked	No	US CAD HOLDINGS, LLC	09/08/20	\$1,250.00
756739733	08/10/20	Marked	No	US Bank Voyager Fleet Systems	09/08/20	\$12,547.52
756739734	08/10/20	Marked	No	W.W. Williams Company LLC	09/08/20	\$104.13
756739735	08/10/20	Marked	No	XEROX FINANCIAL SERVICES	09/08/20	\$758.81

Bank Reconciliation Register

Document Number	Date	BR Status	Void?	Description	Date Cleared	Amount
MODULE: CHECKS FROM ACCOUNTS PAYABLE						
BANK CONTROL ID: CAFMA - GENERAL FUND						(CONTINUED)
756739736	08/24/20	Retrieved	No	A1 Water Bulk Delivery Svc LLC		\$120.00
756739737	08/24/20	Marked	No	Anderson Asphalt Svcs&Contract	09/08/20	\$2,500.00
756739738	08/24/20	Retrieved	No	APS		\$11,814.89
756739740	08/24/20	Retrieved	No	Arizona Line Workers LLC		\$3,103.80
756739741	08/24/20	Marked	No	Arizona PPE Recon, Inc	09/08/20	\$1,222.50
756739742	08/24/20	Retrieved	No	BACKBOARDS BOOMERANG		\$405.00
756739743	08/24/20	Marked	No	Bennett Oil	09/08/20	\$539.43
756739744	08/24/20	Marked	No	Bound Tree Medical LLC	09/08/20	\$15,619.85
756739748	08/24/20	Retrieved	No	Bradshaw Mtn Environmental Inc		\$110.00
756739749	08/24/20	Retrieved	No	B & W Fire Security Systems		\$173.00
756739750	08/24/20	Marked	No	Cable One Business	09/08/20	\$1,044.26
756739751	08/24/20	Retrieved	No	CenturyLink		\$764.25
756739752	08/24/20	Marked	No	Chase Bank	09/08/20	\$731,960.71
756739754	08/24/20	Marked	No	Chase Card Services	09/08/20	\$11,271.78
756739767	08/24/20	Marked	No	City of Prescott	09/08/20	\$463.35
756739768	08/24/20	Marked	No	Cornwell Tools	09/08/20	\$21.77
756739769	08/24/20	Marked	No	Gary Crisenbery	09/08/20	\$1,875.00
756739770	08/24/20	Marked	No	Cummins Rocky Mountain LLC	09/08/20	\$157.74
756739771	08/24/20	Marked	No	Curtis Tools for Heroes	09/08/20	\$4,523.12
756739772	08/24/20	Retrieved	No	Daniel's Tuxedo & Tailor		\$199.00
756739773	08/24/20	Retrieved	No	Dish Network		\$123.06
756739774	08/24/20	Retrieved	No	El Rey Pumping Service		\$2,200.00
756739775	08/24/20	Retrieved	No	FEDEX		\$112.39
756739776	08/24/20	Retrieved	No	AZ PSPRS		\$6,400.00
756739777	08/24/20	Marked	No	Freightliner of AZ, LLC	09/08/20	\$725.85
756739778	08/24/20	Marked	No	Galpin Ford, Inc.	09/08/20	\$222.54
756739779	08/24/20	Marked	No	Healthcare Medical Waste Svcs	09/08/20	\$52.82
756739780	08/24/20	Retrieved	No	Hillyard-Flagstaff		\$396.89
756739781	08/24/20	Retrieved	No	International Code Council Inc		\$250.64
756739782	08/24/20	Marked	No	INSIGHT PUBLIC SECTOR, INC	09/08/20	\$639.20
756739783	08/24/20	Marked	No	Interstate Batteries	09/08/20	\$604.20
756739784	08/24/20	Marked	No	KAIROS Health Arizona, Inc	09/08/20	\$155,242.08
756739785	08/24/20	Retrieved	No	Laerdal Medical Corporation		\$3,330.22
756739786	08/24/20	Retrieved	No	Manzanita Landscaping, Inc		\$658.00
756739787	08/24/20	Marked	No	Markets West Office Furniture	09/08/20	\$11,472.61
756739788	08/24/20	Marked	No	Matheson Tri-Gas, Inc	09/08/20	\$255.04
756739789	08/24/20	Marked	No	Melcher Printing, Inc	09/08/20	\$489.13
756739790	08/24/20	Retrieved	No	National Fire Codes		\$175.00
756739791	08/24/20	Retrieved	No	PV Economic Development Found		\$102.00
756739792	08/24/20	Retrieved	No	Questionmark Corporation		\$4,075.00
756739793	08/24/20	Marked	No	RWC Group	09/08/20	\$362.68
756739794	08/24/20	Retrieved	No	Smart Document Solutions		\$469.30
756739795	08/24/20	Retrieved	No	Besonson Tools LLC		\$38.24
756739796	08/24/20	Retrieved	No	Staples Contract & Commmerc.Inc		\$987.76
756739798	08/24/20	Marked	No	Stryker Sales Corporation	09/08/20	\$6,618.77
756739799	08/24/20	Marked	No	The Hike Shack	09/08/20	\$458.23
756739800	08/24/20	Marked	No	Town of Prescott Valley	09/08/20	\$1,346.76
756739801	08/24/20	Marked	No	Unisource Energy Services	09/08/20	\$87.74
756739802	08/24/20	Marked	No	United Fire Equipment Company	09/08/20	\$42,027.23
756739803	08/24/20	Marked	No	United Disposal, Inc	09/08/20	\$198.00
756739804	08/24/20	Retrieved	No	Verizon Wireless		\$4,369.10
756739805	08/24/20	Marked	No	Virtual Graffiti, Inc.	09/08/20	\$3,524.75
756739806	08/24/20	Marked	No	W.W. Williams Company LLC	09/08/20	\$234.73
756739807	08/24/20	Retrieved	No	YRMCP PHYSICIAN PRACTICES		\$161.64
756739808	08/24/20	Marked	No	Zebrascares LLC	09/08/20	\$290.00
SUB TOTAL FOR BANK:						\$3,353,828.25
TOTAL FOR MODULE:						\$3,353,828.25
MODULE: DEPOSITS FROM ACCOUNTS RECEIVABLE						
BANK CONTROL ID: CAFMA - GENERAL FUND						
3521	08/11/20	Marked	No	Deposit	09/08/20	\$12,357.73

CAFMA-Central Arizona Fire and Medical
Bank Reconciliation Register

Document Number	Date	BR Status	Void?	Description	Date Cleared	Amount
-----------------	------	-----------	-------	-------------	--------------	--------

MODULE: DEPOSITS FROM ACCOUNTS RECEIVABLE

BANK CONTROL ID: CAFMA - GENERAL FUND						(CONTINUED)
3522	08/11/20	Marked	No	Deposit	09/08/20	\$715.44
3523	08/11/20	Marked	No	Deposit	09/08/20	\$75,430.36
3527	08/11/20	Marked	No	Deposit	09/08/20	\$1,035.00
3528	08/11/20	Marked	No	Deposit	09/08/20	\$3,725.28
3534	08/27/20	Marked	No	Deposit	09/08/20	\$143,185.47
3535	08/27/20	Marked	No	Deposit	09/08/20	\$748.06
3536	08/27/20	Marked	No	Deposit	09/08/20	\$1,417.17
3537	08/27/20	Marked	No	Deposit	09/08/20	\$1,200.00
3538	08/27/20	Marked	No	Deposit	09/08/20	\$12,428.90
3539	08/27/20	Marked	No	Deposit	09/08/20	\$182.00
3540	08/27/20	Marked	No	Deposit	09/08/20	\$4,752.96
3541	08/27/20	Marked	No	Deposit	09/08/20	\$232.00
SUB TOTAL FOR BANK:						\$257,410.37
TOTAL FOR MODULE:						\$257,410.37

MODULE: JOURNAL ENTRIES FROM GENERAL LEDGER

BANK CONTROL ID: CAFMA - GENERAL FUND						
Cash With Yav Cty	08/31/20	Marked	No	Fire Authority Funding - Augus	09/08/20	\$163,922.47
Cash With Yav Cty	08/31/20	Marked	No	CAFMA GF Interest Revenue 08.2	09/08/20	\$196.87
SUB TOTAL FOR BANK:						\$164,119.34
TOTAL FOR MODULE:						\$164,119.34

CAFMA-Central Arizona Fire and Medical
BR Adjustments Report
For the Bank Statement ending:

Date	Document	Description	GL Account	Offset Amt	Adj. Amt
------	----------	-------------	------------	------------	----------

DOCUMENT:

ADJUSTMENT DOCUMENT " TOTAL:

TOTAL FOR ALL ADJUSTMENTS:

9/8/20
3:19:21 PM

CAFMA-Central Arizona Fire and Medical
Income Statement
(Original Budget to Actual Comparison)
For the period of 8/1/2020 Through 8/31/2020

Fund: (10) General Fund

		Current Period				Year To Date			
	Account	Actual	Budget	Variance	%	Actual	Budget	Variance	%
<u>Revenues</u>									
CVFD Funding Requirement	1031000000	\$45,156.20	\$0.00	\$45,156.20	0.0%	\$4,631,263.79	\$4,860,737.00	\$(229,473.21)	(4.7)%
CYFD Funding Requirement	1032000000	118,766.27	0.00	118,766.27	0.0	18,034,838.71	19,765,185.00	(1,730,346.29)	(8.8)
Fire Protection Contracts	1040010000	30,479.29	0.00	30,479.29	0.0	361,424.54	180,000.00	181,424.54	100.8
Outside Agency Work-Vehicle Maint	1043000000	650.40	0.00	650.40	0.0	56,777.01	40,000.00	16,777.01	41.9
Construction Permits	1044000000	4,710.00	0.00	4,710.00	0.0	92,010.82	51,250.00	40,760.82	79.5
Operational Permits	1044250000	0.00	0.00	0.00	0.0	1,165.00	1,700.00	(535.00)	(31.5)
Special Events	1044300000	0.00	0.00	0.00	0.0	3,099.00	2,680.00	419.00	15.6
State of AZ/Off-District Fires	1048000000	198,454.93	0.00	198,454.93	0.0	1,309,811.28	50,000.00	1,259,811.28	2519.6
Interest Income-General Fund	1049000000	196.87	0.00	196.87	0.0	89,648.02	50,000.00	39,648.02	79.3
Interest Income-Cap Rsv Fund	1049010000	629.66	0.00	629.66	0.0	121,196.09	0.00	121,196.09	0.0
Misc. Revenues	1051000000	358.73	0.00	358.73	0.0	8,922.36	10,900.00	(1,977.64)	(18.1)
PAWUIC/ Defensible Space Reimbursements	10512531000	0.00	0.00	0.00	0.0	30,105.00	24,000.00	6,105.00	25.4
Tech Services Contracting Revenue	10514041000	0.00	0.00	0.00	0.0	213,972.74	179,345.00	34,627.74	19.3
Supplies for Outside Agency Work	10514141000	0.00	0.00	0.00	0.0	0.00	10,000.00	(10,000.00)	(100.0)
Donations	1054000000	0.00	0.00	0.00	0.0	5,525.00	500.00	5,025.00	1005.0
Grants-FEMA- SAFER	10543000000	0.00	0.00	0.00	0.0	0.00	225,085.00	(225,085.00)	(100.0)
Misc. Prevention	1056000000	0.00	0.00	0.00	0.0	200.00	2,100.00	(1,900.00)	(90.5)
Warehouse Purchasing Group	1057000000	14,947.30	0.00	14,947.30	0.0	224,846.20	210,000.00	14,846.20	7.1
61 Lease Revenue	10585500000	0.00	0.00	0.00	0.0	42,000.00	30,000.00	12,000.00	40.0
CARTA Classes	10590000000	0.00	0.00	0.00	0.0	6,375.00	15,000.00	(8,625.00)	(57.5)
CPR/EMS classes	10590500000	150.00	0.00	150.00	0.0	4,520.00	26,000.00	(21,480.00)	(82.6)
Net Revenues		\$414,499.65	\$0.00	\$414,499.65	0.0 %	\$25,237,700.56	\$25,734,482.00	\$(496,781.44)	(1.9)%
<u>Personnel Expenses</u>									
Salaries/Admin	10610010000	\$79,688.18	\$0.00	\$(79,688.18)	0.0%	\$1,182,456.20	\$1,022,883.00	\$(159,573.20)	(15.6)%
Salaries/Prevention	10610020000	20,021.98	0.00	(20,021.98)	0.0	363,594.19	352,567.00	(11,027.19)	(3.1)
Salaries/Operations	10610030000	605,042.64	0.00	(605,042.64)	0.0	9,220,735.52	8,097,069.00	(1,123,666.52)	(13.9)
Salaries/Training	10610035000	13,189.28	0.00	(13,189.28)	0.0	254,635.63	221,291.00	(33,344.63)	(15.1)
Salaries/Communications	10610041000	29,924.80	0.00	(29,924.80)	0.0	460,862.90	413,027.00	(47,835.90)	(11.6)
Salaries/Facilities Maintenance	10610043000	9,040.00	0.00	(9,040.00)	0.0	138,851.20	117,679.00	(21,172.20)	(18.0)
Salaries/Fleet Maint	10610048000	27,572.80	0.00	(27,572.80)	0.0	446,890.80	380,092.00	(66,798.80)	(17.6)
Salaries/Warehouse	10610049000	10,482.20	0.00	(10,482.20)	0.0	126,388.90	149,070.00	22,681.10	15.2
CEO/ Fire Chief	10610110000	11,877.70	0.00	(11,877.70)	0.0	183,985.57	155,939.00	(28,046.57)	(18.0)
Special Detail/Prevention	10610320000	0.00	0.00	0.00	0.0	150.00	0.00	(150.00)	0.0
Special Detail/Fire Pals	10610320400	0.00	0.00	0.00	0.0	6,212.50	12,600.00	6,387.50	50.7
Special Detail/ Babysitting Classes	10610320402	0.00	0.00	0.00	0.0	150.00	250.00	100.00	40.0

9/8/20
3:19:21 PM

CAFMA-Central Arizona Fire and Medical
Income Statement
(Original Budget to Actual Comparison)
For the period of 8/1/2020 Through 8/31/2020

Fund: (10) General Fund

	Account	Actual	Current Period			Actual	Year To Date		
			Budget	Variance	%		Budget	Variance	%
Special Detail/Prev/Spec Ev Assign Pay	10610320403	0.00	0.00	0.00	0.0	687.50	4,500.00	3,812.50	84.7
Special Detail / OPS	10610330000	0.00	0.00	0.00	0.0	481.25	0.00	(481.25)	0.0
Spec Det/Ops CPR Prgrm Int/Ext	10610330425	637.50	0.00	(637.50)	0.0	4,143.75	5,000.00	856.25	17.1
Telestaff Maintenance	10610330426	0.00	0.00	0.00	0.0	75.00	2,000.00	1,925.00	96.3
Spec Det/Ops Emplpyee Hlth Immuniz Prgrm	10610330431	0.00	0.00	0.00	0.0	0.00	1,400.00	1,400.00	100.0
Spec Det/Ops CISD Program Shift Peers	10610330435	0.00	0.00	0.00	0.0	0.00	500.00	500.00	100.0
Spec Det/Ops/Tower Work	10610330439	0.00	0.00	0.00	0.0	4,413.53	6,500.00	2,086.47	32.1
Spec Det/Ops Haz Mat Program	10610330440	0.00	0.00	0.00	0.0	0.00	625.00	625.00	100.0
Spec Det/Ops Hose Program	10610330441	168.75	0.00	(168.75)	0.0	356.25	500.00	143.75	28.8
Spec Det/Ops SCBA Program	10610330442	943.86	0.00	(943.86)	0.0	5,712.40	6,500.00	787.60	12.1
Spec Det/Ops Recruit Academy	10610330447	0.00	0.00	0.00	0.0	18,143.75	8,700.00	(9,443.75)	(108.5)
Spec Det/Ops Promo Testing	10610330449	0.00	0.00	0.00	0.0	9,125.00	8,250.00	(875.00)	(10.6)
Spec Det/ Ops Misc.	10610330452	1,093.75	0.00	(1,093.75)	0.0	15,868.75	8,000.00	(7,868.75)	(98.4)
Spec Duty Training	10610335476	0.00	0.00	0.00	0.0	275.00	2,600.00	2,325.00	89.4
Spec Det/Trng Instr CARTA	10610335479	0.00	0.00	0.00	0.0	7,450.00	5,000.00	(2,450.00)	(49.0)
Spec Det/ In House EMS Training	10610335482	0.00	0.00	0.00	0.0	7,237.50	25,000.00	17,762.50	71.1
Spec Det/Tower Rescue/Instructor	10610335483	0.00	0.00	0.00	0.0	75.00	1,000.00	925.00	92.5
Spec Det/ Warehouse	10610349451	0.00	0.00	0.00	0.0	425.00	5,000.00	4,575.00	91.5
Acting Pay - Administration	10610410000	139.00	0.00	(139.00)	0.0	727.75	0.00	(727.75)	0.0
Acting Pay - Prevention	10610420000	0.00	0.00	0.00	0.0	120.00	500.00	380.00	76.0
Acting Pay - Ops	10610430000	3,366.00	0.00	(3,366.00)	0.0	55,114.75	52,560.00	(2,554.75)	(4.9)
Acting Pay - Fleet Maintenance	10610448000	0.00	0.00	0.00	0.0	0.00	400.00	400.00	100.0
Vacation/ Sick Leave Buy Back	10610530000	0.00	0.00	0.00	0.0	93,406.22	300,000.00	206,593.78	68.9
O.T. Salaries/Admin	10611010000	374.22	0.00	(374.22)	0.0	5,294.31	9,000.00	3,705.69	41.2
O.T. Salaries/ Prevention	10611020000	0.00	0.00	0.00	0.0	2,408.19	15,000.00	12,591.81	83.9
Recall O.T./Operations	10611030000	293.46	0.00	(293.46)	0.0	26,927.51	45,000.00	18,072.49	40.2
SWAT Response / Coverage	10611030250	396.45	0.00	(396.45)	0.0	(1,325.46)	9,000.00	10,325.46	114.7
O.T. Salaries/CARTA	10611035000	0.00	0.00	0.00	0.0	143.95	2,828.00	2,684.05	94.9
O.T. Salaries/Tech Seviles	10611041000	732.84	0.00	(732.84)	0.0	25,823.86	25,000.00	(823.86)	(3.3)
O.T. Salaries/Comm-Outside Agency	10611041561	0.00	0.00	0.00	0.0	(1,892.18)	0.00	1,892.18	0.0
O.T. Salaries/Facilities Maintenance	10611043000	131.58	0.00	(131.58)	0.0	3,170.18	5,000.00	1,829.82	36.6
O.T. Salaries/ Fleet Maintenance	10611048000	2,324.16	0.00	(2,324.16)	0.0	22,921.12	23,000.00	78.88	0.3
O.T. Salaries/Warehouse	10611049000	110.64	0.00	(110.64)	0.0	10,262.95	15,000.00	4,737.05	31.6
FLSA Pay	10611130000	43,263.96	0.00	(43,263.96)	0.0	651,178.28	601,572.00	(49,606.28)	(8.2)
Shift O.T./Operations	10611230000	0.00	0.00	0.00	0.0	599.40	0.00	(599.40)	0.0
Shift OT Sal/Ops/Rte Shft Cov(AD,SL,FMLA	10611230200	8,108.26	0.00	(8,108.26)	0.0	427,978.44	385,000.00	(42,978.44)	(11.2)
Off District Wildland Fires	10611431000	192,935.34	0.00	(192,935.34)	0.0	1,132,631.65	20,000.00	(1,112,631.65)	(5563.2)

9/8/20
3:19:21 PM

CAFMA-Central Arizona Fire and Medical
Income Statement
(Original Budget to Actual Comparison)
For the period of 8/1/2020 Through 8/31/2020

Fund: (10) General Fund

	Account	Current Period				Year To Date			
		Actual	Budget	Variance	%	Actual	Budget	Variance	%
Training Captain OT	10611535300	0.00	0.00	0.00	0.0	29,383.20	29,200.00	(183.20)	(0.6)
Trng Cov/Special Duty Pay	10611535304	506.25	0.00	(506.25)	0.0	956.25	4,950.00	3,993.75	80.7
Trng Cov/EVOC Driver Training Inst Pay	10611535307	0.00	0.00	0.00	0.0	0.00	2,500.00	2,500.00	100.0
Trng Cov/Swift Water Training Officers	10611535380	0.00	0.00	0.00	0.0	0.00	2,500.00	2,500.00	100.0
Trng Cov/Engine Co Training Coverage	10611835326	0.00	0.00	0.00	0.0	0.00	12,600.00	12,600.00	100.0
Trng Cov/OT Eng Co Trng Coverage	10611835330	717.89	0.00	(717.89)	0.0	2,161.47	26,500.00	24,338.53	91.8
Trng Cov/ OT Special Ops Training	10611835336	0.00	0.00	0.00	0.0	0.00	3,000.00	3,000.00	100.0
Trng Cov/Paramedic Upgrade Training	10611835337	0.00	0.00	0.00	0.0	434.50	10,000.00	9,565.50	95.7
Trng Cov/ OT TRT/ HAZ MAT Training	10611835338	0.00	0.00	0.00	0.0	0.00	12,000.00	12,000.00	100.0
ASRS Retirement/Admin	10612910000	7,378.71	0.00	(7,378.71)	0.0	107,854.59	90,850.00	(17,004.59)	(18.7)
ASRS Retirement/Prevention	10612920000	1,337.46	0.00	(1,337.46)	0.0	28,490.97	31,969.00	3,478.03	10.9
ASRS Retirement/Training	10612935000	0.00	0.00	0.00	0.0	4,089.74	4,040.00	(49.74)	(1.2)
ASRS Retirement/Tech Services	10612941000	3,978.61	0.00	(3,978.61)	0.0	64,405.11	53,527.00	(10,878.11)	(20.3)
ASRS Retirement/Facilities Maintenance	10612943000	1,190.24	0.00	(1,190.24)	0.0	18,235.94	14,991.00	(3,244.94)	(21.6)
ASRS Retirement/Fleet Maint	10612948000	2,680.54	0.00	(2,680.54)	0.0	39,533.42	36,678.00	(2,855.42)	(7.8)
ASRS Retirement/Warehouse	10612949000	1,981.91	0.00	(1,981.91)	0.0	20,260.25	20,049.00	(211.25)	(1.1)
PSPRS/Admin	10613010000	9,482.92	0.00	(9,482.92)	0.0	89,008.06	116,311.00	27,302.94	23.5
PSPRS/Prevention	10613020000	50.00	0.00	(50.00)	0.0	53,943.37	100.00	(53,843.37)	(53843.4)
PSPRS Operations	10613030000	328,854.01	0.00	(328,854.01)	0.0	4,449,171.05	4,070,318.00	(378,853.05)	(9.3)
PSPRS/ CARTA	10613035000	8,628.83	0.00	(8,628.83)	0.0	128,180.13	84,170.00	(44,010.13)	(52.3)
PSPRS/ Fleet Maint	10613048000	5,031.72	0.00	(5,031.72)	0.0	70,603.87	50,646.00	(19,957.87)	(39.4)
401A/Admin	10613210000	2,508.51	0.00	(2,508.51)	0.0	24,746.70	58,862.00	34,115.30	58.0
401A/ Prevention	10613220000	0.00	0.00	0.00	0.0	0.00	12,380.00	12,380.00	100.0
401A Retirement / Ops	10613230000	24,771.65	0.00	(24,771.65)	0.0	268,508.12	539,857.00	271,348.88	50.3
401A/ Fire Chief	10613310000	736.42	0.00	(736.42)	0.0	19,251.28	30,595.00	11,343.72	37.1
Reserve Pension	10614032000	0.00	0.00	0.00	0.0	0.00	561,044.00	561,044.00	100.0
Worker's Comp Insurance/Admin	10615010000	0.00	0.00	0.00	0.0	164,201.00	28,554.00	(135,647.00)	(475.1)
Worker's Comp/Prevention	10615020000	0.00	0.00	0.00	0.0	0.00	22,909.00	22,909.00	100.0
Worker's Comp / Ops	10615030000	0.00	0.00	0.00	0.0	620,954.00	0.00	(620,954.00)	0.0
Worker's Comp/Training	10615035000	0.00	0.00	0.00	0.0	0.00	13,322.00	13,322.00	100.0
Worker's Comp/Comm	10615041000	0.00	0.00	0.00	0.0	0.00	26,036.00	26,036.00	100.0
Worker's Comp/Facilities	10615043000	0.00	0.00	0.00	0.0	0.00	7,292.00	7,292.00	100.0
Worker's Comp/Maint	10615048000	0.00	0.00	0.00	0.0	0.00	23,984.00	23,984.00	100.0
Worker's Comp/Warehouse	10615049000	0.00	0.00	0.00	0.0	0.00	9,752.00	9,752.00	100.0
Worker's Comp/Volunteers	10615110000	0.00	0.00	0.00	0.0	0.00	126.00	126.00	100.0
Worker's Comp Wages Reimbursement	10616500000	2,086.63	0.00	(2,086.63)	0.0	22.83	0.00	(22.83)	0.0
Unemployment Insurance/Admin	10617010000	0.00	0.00	0.00	0.0	1,425.06	3,211.00	1,785.94	55.6

9/8/20
3:19:21 PM

CAFMA-Central Arizona Fire and Medical
Income Statement
(Original Budget to Actual Comparison)
For the period of 8/1/2020 Through 8/31/2020

Fund: (10) General Fund

	Account	Current Period				Year To Date			
		Actual	Budget	Variance	%	Actual	Budget	Variance	%
Unemployment/Prevention	10617020000	0.00	0.00	0.00	0.0	431.94	1,284.00	852.06	66.4
Unemployment Insurance/Ops	10617030000	0.00	0.00	0.00	0.0	8,785.70	25,901.00	17,115.30	66.1
Unemployment / Training	10617035000	0.00	0.00	0.00	0.0	298.92	642.00	343.08	53.4
Unemployment/Communications	10617041000	0.00	0.00	0.00	0.0	440.76	1,070.00	629.24	58.8
Unemployment/Facilities	10617043000	0.00	0.00	0.00	0.0	133.03	428.00	294.97	68.9
Unemployment/Maint	10617048000	0.00	0.00	0.00	0.0	431.92	1,070.00	638.08	59.6
Unemployment/Warehouse	10617049000	29.07	0.00	(29.07)	0.0	176.09	535.00	358.91	67.1
401A-ASRS/Admin	10618010000	3,525.17	0.00	(3,525.17)	0.0	55,044.42	55,762.00	717.58	1.3
401A-ASRS/Prevention	10618020000	653.69	0.00	(653.69)	0.0	17,849.82	14,183.00	(3,666.82)	(25.9)
401A-ASRS/Training	10618035000	0.00	0.00	0.00	0.0	1,970.38	2,225.00	254.62	11.4
401A-ASRS/Communication	10618041000	1,900.77	0.00	(1,900.77)	0.0	31,790.06	27,458.00	(4,332.06)	(15.8)
401A-ASRS/Facilities Maint	10618043000	568.64	0.00	(568.64)	0.0	8,508.68	7,606.00	(902.68)	(11.9)
401A-ASRS/ Maint	10618048000	1,280.63	0.00	(1,280.63)	0.0	19,048.54	17,921.00	(1,127.54)	(6.3)
401A-ASRS/ Warehouse	10618049000	978.75	0.00	(978.75)	0.0	10,137.52	10,172.00	34.48	0.3
Medicare / Admin	10618110000	1,592.20	0.00	(1,592.20)	0.0	20,909.53	17,223.00	(3,686.53)	(21.4)
Medicare Exp/Prevention	10618120000	284.56	0.00	(284.56)	0.0	5,203.94	5,589.00	385.06	6.9
Medicare / OPS	10618130000	11,775.32	0.00	(11,775.32)	0.0	162,927.43	141,213.00	(21,714.43)	(15.4)
Medicare Exp/CARTA	10618135000	247.17	0.00	(247.17)	0.0	4,204.86	3,250.00	(954.86)	(29.4)
Medicare Exp/Communications	10618141000	430.64	0.00	(430.64)	0.0	7,285.73	6,451.00	(834.73)	(12.9)
Medicare Exp/Facilities Maintenance	10618143000	127.13	0.00	(127.13)	0.0	2,010.41	1,779.00	(231.41)	(13.0)
Medicare Exp/Maint	10618148000	440.87	0.00	(440.87)	0.0	7,081.42	5,851.00	(1,230.42)	(21.0)
Medicare Exp/Warehouse	10618149000	228.89	0.00	(228.89)	0.0	2,370.95	2,379.00	8.05	0.3
Post Employment Health Plan	10618530000	10,658.16	0.00	(10,658.16)	0.0	148,535.79	107,966.00	(40,569.79)	(37.6)
Medical Insurance./Admin	10619010000	11,932.36	0.00	(11,932.36)	0.0	153,647.38	140,544.00	(13,103.38)	(9.3)
Medical Insurance/Prevention	10619020000	2,202.34	0.00	(2,202.34)	0.0	38,149.41	48,312.00	10,162.59	21.0
Medical Insurance/OPS	10619030000	88,043.59	0.00	(88,043.59)	0.0	1,114,550.91	1,071,648.00	(42,902.91)	(4.0)
Medical Insurance/Training	10619035000	1,424.46	0.00	(1,424.46)	0.0	27,755.92	35,136.00	7,380.08	21.0
Medical Insurance/Comm	10619041000	3,340.60	0.00	(3,340.60)	0.0	48,350.78	48,312.00	(38.78)	(0.1)
Medical Insurance/Facilities	10619043000	1,464.46	0.00	(1,464.46)	0.0	18,867.64	17,568.00	(1,299.64)	(7.4)
Medical Insurance/Maint	10619048000	3,426.99	0.00	(3,426.99)	0.0	47,019.20	46,116.00	(903.20)	(2.0)
Medical Insurance/Warehouse	10619049000	737.88	0.00	(737.88)	0.0	9,896.10	21,960.00	12,063.90	54.9
Medical Insurance Assistance/OPS	10619130000	45,124.54	0.00	(45,124.54)	0.0	510,273.08	416,000.00	(94,273.08)	(22.7)
Training and Travel - Facilities Mtc	10659043000	0.00	0.00	0.00	0.0	0.00	1,500.00	1,500.00	100.0
Total Personnel Expenses		\$1,656,200.53	\$0.00	\$(1,656,200.53)	0.0 %	\$23,604,783.18	\$20,842,279.00	\$(2,762,504.18)	(13.3)%
<u>Supply Expenses</u>									
Office Supplies / Admin	10620010000	\$299.93	\$0.00	\$(299.93)	0.0%	\$54.71	\$500.00	\$445.29	89.1%

9/8/20
3:19:21 PM

CAFMA-Central Arizona Fire and Medical
Income Statement
(Original Budget to Actual Comparison)
For the period of 8/1/2020 Through 8/31/2020

Fund: (10) General Fund

	Account	Actual	Current Period			Actual	Year To Date		
			Budget	Variance	%		Budget	Variance	%
Office Supplies / Tech Services	10620041000	112.00	0.00	(112.00)	0.0	203.58	500.00	296.42	59.3
Office Supplies	10620049000	621.49	0.00	(621.49)	0.0	8,185.22	12,500.00	4,314.78	34.5
Computer Supplies & Software / Training	10620135000	0.00	0.00	0.00	0.0	18,574.46	17,200.00	(1,374.46)	(8.0)
Computer Supplies & Equipment / Communic	10620141000	21,525.94	0.00	(21,525.94)	0.0	246,954.06	252,455.00	5,500.94	2.2
In House Dupl & Prtg	10620510000	1,228.11	0.00	(1,228.11)	0.0	18,928.95	15,000.00	(3,928.95)	(26.2)
In House Dupl & Prtg/ Warehouse	10620549000	2,056.52	0.00	(2,056.52)	0.0	16,559.99	17,250.00	690.01	4.0
District Fire Corps Program	10621010000	0.00	0.00	0.00	0.0	0.00	500.00	500.00	100.0
District Mapping Program	10621141000	0.00	0.00	0.00	0.0	9,127.22	8,700.00	(427.22)	(4.9)
Employee Health & Wellness Supplies	10621230000	0.00	0.00	0.00	0.0	0.00	157.00	157.00	100.0
Medical Supplies	10621530000	11,114.33	0.00	(11,114.33)	0.0	148,233.31	134,166.00	(14,067.31)	(10.5)
CPR Supplies & Books	10621630000	0.00	0.00	0.00	0.0	5,792.04	10,000.00	4,207.96	42.1
Medical Equipment Replacement	10621730000	4,467.05	0.00	(4,467.05)	0.0	20,245.93	21,000.00	754.07	3.6
Fuel (Diesel & Gas)	10622048000	15,140.83	0.00	(15,140.83)	0.0	217,783.23	285,000.00	67,216.77	23.6
Oil & Lubr. (Routine)	10622148000	441.76	0.00	(441.76)	0.0	16,470.76	18,500.00	2,029.24	11.0
Uniforms/Admin	10623010000	0.00	0.00	0.00	0.0	77.42	2,975.00	2,897.58	97.4
Uniforms-Freitag, Scott	10623010100	0.00	0.00	0.00	0.0	219.11	450.00	230.89	51.3
Uniforms-Tharp, Dave	10623010101	0.00	0.00	0.00	0.0	225.04	450.00	224.96	50.0
Uniforms - Frawley, Teresa	10623010103	0.00	0.00	0.00	0.0	109.58	125.00	15.42	12.3
Uniforms - Butler, Karen	10623010104	0.00	0.00	0.00	0.0	108.53	125.00	16.47	13.2
Uniforms-Brookins, Patty	10623010105	0.00	0.00	0.00	0.0	21.82	125.00	103.18	82.5
Uniforms - DeJoria, Dana	10623010106	0.00	0.00	0.00	0.0	113.40	125.00	11.60	9.3
Uniforms - Spingola, Debbie	10623010107	0.00	0.00	0.00	0.0	98.12	0.00	(98.12)	0.0
Uniforms - Dixon, Susanne	10623010109	0.00	0.00	0.00	0.0	171.67	125.00	(46.67)	(37.3)
Uniforms - Bliss, Scott	10623010111	0.00	0.00	0.00	0.0	98.99	450.00	351.01	78.0
Uniforms - Viscardi, Karen	10623010112	0.00	0.00	0.00	0.0	112.31	125.00	12.69	10.2
Uniforms - Burch, Kylee	10623010114	0.00	0.00	0.00	0.0	113.32	125.00	11.68	9.3
Uniforms - Katie Reeves	10623010116	0.00	0.00	0.00	0.0	116.67	125.00	8.33	6.7
Uniforms-Lambrecht, Marci	10623010117	0.00	0.00	0.00	0.0	0.00	125.00	125.00	100.0
Uniforms - Slay, Marcie	10623010118	0.00	0.00	0.00	0.0	109.06	125.00	15.94	12.8
Uniforms-Balstis, Carol	10623010120	0.00	0.00	0.00	0.0	130.88	125.00	(5.88)	(4.7)
Uniforms-Sims, Lacie	10623010121	0.00	0.00	0.00	0.0	123.24	125.00	1.76	1.4
Uniforms-Goodman, Kathy	10623010122	0.00	0.00	0.00	0.0	136.79	125.00	(11.79)	(9.4)
Uniforms - Rose, Cody	10623010212	0.00	0.00	0.00	0.0	0.00	450.00	450.00	100.0
Uniforms/Prevention	10623020000	0.00	0.00	0.00	0.0	327.50	2,750.00	2,422.50	88.1
Uniforms-Chase, Rick	10623020100	0.00	0.00	0.00	0.0	276.75	450.00	173.25	38.5
Uniforms-Smith, Andie	10623020101	0.00	0.00	0.00	0.0	197.67	225.00	27.33	12.1
Uniforms - Dowdy, Chuck	10623020106	0.00	0.00	0.00	0.0	267.91	450.00	182.09	40.5

9/8/20
3:19:21 PM

CAFMA-Central Arizona Fire and Medical
Income Statement
(Original Budget to Actual Comparison)
For the period of 8/1/2020 Through 8/31/2020

Fund: (10) General Fund

	Account	Actual	Current Period		%		Year To Date		%
			Budget	Variance			Actual	Budget	
Uniforms - Brett Mills	10623020107	0.00	0.00	0.00	0.0		232.43	450.00	48.3
Uniforms-Hoyt, Jessica	10623020108	0.00	0.00	0.00	0.0		398.38	0.00	0.0
Uniforms/Operations	10623030000	2,988.77	0.00	(2,988.77)	0.0		31,076.28	79,850.00	61.1
Uniforms-Davis, Brad	10623030102	0.00	0.00	0.00	0.0		408.10	450.00	9.3
Uniforms-Carothers, Cougan	10623030103	0.00	0.00	0.00	0.0		410.44	450.00	8.8
Uniforms-Abel, Todd	10623030104	0.00	0.00	0.00	0.0		225.72	450.00	49.8
Uniforms-Burch, Brian	10623030105	0.00	0.00	0.00	0.0		268.59	450.00	40.3
Uniforms-Duplessis, Rob	10623030107	0.00	0.00	0.00	0.0		242.80	450.00	46.0
Uniforms-Fields, Brody	10623030108	0.00	0.00	0.00	0.0		408.91	450.00	9.1
Uniforms-Lys, Damian	10623030110	0.00	0.00	0.00	0.0		249.52	450.00	44.6
Uniforms-Mauldin, Mark	10623030111	0.00	0.00	0.00	0.0		320.16	450.00	28.9
Uniforms-Niemynsi, Doug	10623030115	0.00	0.00	0.00	0.0		190.32	450.00	57.7
Uniforms-Olson, Rick	10623030116	0.00	0.00	0.00	0.0		403.84	450.00	10.3
Uniforms-Prange, Ross	10623030118	0.00	0.00	0.00	0.0		397.05	450.00	11.8
Uniforms-Smith, Travis	10623030119	0.00	0.00	0.00	0.0		334.74	450.00	25.6
Uniforms-Stooks, Craig	10623030120	0.00	0.00	0.00	0.0		458.19	450.00	(1.8)
Uniforms-Baker, Mark	10623030123	0.00	0.00	0.00	0.0		228.71	450.00	49.2
Uniforms-Brown, Dennis	10623030125	0.00	0.00	0.00	0.0		434.20	450.00	3.5
Uniforms-Bushman, James	10623030126	0.00	0.00	0.00	0.0		123.13	450.00	72.6
Uniforms-Curry, Robert	10623030127	0.00	0.00	0.00	0.0		0.00	450.00	100.0
Uniforms-Edwards, David	10623030129	0.00	0.00	0.00	0.0		356.79	450.00	20.7
Uniforms-Fields, Zach	10623030130	0.00	0.00	0.00	0.0		414.95	450.00	7.8
Uniforms-Fournier, Nick	10623030131	0.00	0.00	0.00	0.0		0.00	450.00	100.0
Uniforms-Hlavack, Evan	10623030132	0.00	0.00	0.00	0.0		406.23	450.00	9.7
Uniforms-Huddleston, Michael	10623030133	0.00	0.00	0.00	0.0		409.93	450.00	8.9
Uniforms-Horstman, Stephen	10623030134	0.00	0.00	0.00	0.0		406.22	450.00	9.7
Uniforms-King, Jeremiah	10623030135	0.00	0.00	0.00	0.0		282.57	450.00	37.2
Uniforms-Kuykendall, Jeff	10623030136	0.00	0.00	0.00	0.0		423.23	450.00	5.9
Uniforms-Litchfield, Ron	10623030137	0.00	0.00	0.00	0.0		325.36	450.00	27.7
Uniforms-McFadden, Mike	10623030138	0.00	0.00	0.00	0.0		231.93	450.00	48.5
Uniforms-Nolan, Jason	10623030139	0.00	0.00	0.00	0.0		428.24	450.00	4.8
Uniforms-Parra, Dustin	10623030140	0.00	0.00	0.00	0.0		123.82	0.00	0.0
Uniforms-Pruitt, Rob	10623030142	0.00	0.00	0.00	0.0		287.76	450.00	36.1
Uniforms-Seets, JW	10623030143	0.00	0.00	0.00	0.0		401.28	450.00	10.8
Uniforms-Tucker, Mike	10623030144	0.00	0.00	0.00	0.0		371.48	450.00	17.4
Uniforms-Barmum, Josh	10623030146	0.00	0.00	0.00	0.0		385.77	450.00	14.3
Uniforms-Blum, Rodney	10623030148	0.00	0.00	0.00	0.0		363.44	450.00	19.2

9/8/20
3:19:21 PM

CAFMA-Central Arizona Fire and Medical
Income Statement
(Original Budget to Actual Comparison)
For the period of 8/1/2020 Through 8/31/2020

Fund: (10) General Fund

	Account	Actual	Current Period Budget	Variance	%	Actual	Year To Date Budget	Variance	%
Uniforms-Cruz, Steve	10623030150	0.00	0.00	0.00	0.0	0.00	450.00	450.00	100.0
Uniforms-Cunningham, Cody	10623030151	0.00	0.00	0.00	0.0	408.03	450.00	41.97	9.3
Uniforms-Dibble, Gordon	10623030152	0.00	0.00	0.00	0.0	406.52	450.00	43.48	9.7
Uniforms-Eckle, Kellan	10623030153	0.00	0.00	0.00	0.0	468.52	450.00	(18.52)	(4.1)
Uniforms-Ferris, Ryan	10623030154	0.00	0.00	0.00	0.0	191.97	450.00	258.03	57.3
Uniforms-Kirk, Jason	10623030155	0.00	0.00	0.00	0.0	420.20	450.00	29.80	6.6
Uniforms-Kontz, Mike	10623030156	0.00	0.00	0.00	0.0	368.61	450.00	81.39	18.1
Uniforms-Loperman, Keith	10623030157	0.00	0.00	0.00	0.0	270.68	450.00	179.32	39.8
Uniforms-Mazon, Josh	10623030158	0.00	0.00	0.00	0.0	348.62	450.00	101.38	22.5
Uniforms-Mazzella, Marc	10623030159	0.00	0.00	0.00	0.0	251.31	450.00	198.69	44.2
Uniforms-McFadden, Matt	10623030160	0.00	0.00	0.00	0.0	370.30	450.00	79.70	17.7
Uniforms-Croft, Adam	10623030161	0.00	0.00	0.00	0.0	410.26	450.00	39.74	8.8
Uniforms-Parra, Payton	10623030164	0.00	0.00	0.00	0.0	321.82	450.00	128.18	28.5
Uniforms-Pena, Chris	10623030165	0.00	0.00	0.00	0.0	409.58	450.00	40.42	9.0
Uniforms-Poliakon, Brett	10623030166	0.00	0.00	0.00	0.0	216.81	450.00	233.19	51.8
Uniforms-Postula, Justin	10623030167	0.00	0.00	0.00	0.0	357.34	450.00	92.66	20.6
Uniforms-Postula, Karl	10623030168	0.00	0.00	0.00	0.0	399.15	450.00	50.85	11.3
Uniforms-Reyes, Adam	10623030169	0.00	0.00	0.00	0.0	477.04	450.00	(27.04)	(6.0)
Uniforms-Ryan, Keith	10623030171	0.00	0.00	0.00	0.0	350.29	450.00	99.71	22.2
Uniforms-Sheldon, Wes	10623030172	0.00	0.00	0.00	0.0	413.83	450.00	36.17	8.0
Uniforms-Sims, Mike	10623030173	0.00	0.00	0.00	0.0	416.58	450.00	33.42	7.4
Uniforms-Wittenberg, Dave	10623030174	0.00	0.00	0.00	0.0	380.77	450.00	69.23	15.4
Uniforms-Jones, Shaun	10623030175	0.00	0.00	0.00	0.0	426.07	450.00	23.93	5.3
Uniforms-Perkins, Shane	10623030176	0.00	0.00	0.00	0.0	0.00	450.00	450.00	100.0
Uniforms-Wagner, Adam	10623030177	0.00	0.00	0.00	0.0	388.42	450.00	61.58	13.7
Uniforms-Butler, Jason	10623030179	0.00	0.00	0.00	0.0	317.83	450.00	132.17	29.4
Uniforms-Turner, Kenny	10623030181	0.00	0.00	0.00	0.0	350.44	450.00	99.56	22.1
Uniforms-Trask, Ryan	10623030182	0.00	0.00	0.00	0.0	284.74	450.00	165.26	36.7
Uniforms-Runo, Kyle	10623030183	0.00	0.00	0.00	0.0	293.75	450.00	156.25	34.7
Uniforms-Brunk, Jake	10623030184	0.00	0.00	0.00	0.0	382.15	450.00	67.85	15.1
Uniforms-Mayhall, Matt	10623030186	0.00	0.00	0.00	0.0	374.13	450.00	75.87	16.9
Uniforms-Cox, Phillip	10623030187	0.00	0.00	0.00	0.0	418.42	450.00	31.58	7.0
Uniforms- Apolinar, Jon	10623030188	0.00	0.00	0.00	0.0	214.41	450.00	235.59	52.4
Uniforms-Buchanan, Ben	10623030189	0.00	0.00	0.00	0.0	421.91	450.00	28.09	6.2
Uniforms-Bulter, Scott	10623030190	0.00	0.00	0.00	0.0	270.73	450.00	179.27	39.8
Uniforms-Buntin, Darrell	10623030191	0.00	0.00	0.00	0.0	415.04	450.00	34.96	7.8
Uniforms-Copenhaver, Doug	10623030192	0.00	0.00	0.00	0.0	397.36	450.00	52.64	11.7

9/8/20
3:19:21 PM

CAFMA-Central Arizona Fire and Medical
Income Statement
(Original Budget to Actual Comparison)
For the period of 8/1/2020 Through 8/31/2020

Fund: (10) General Fund

	Current Period					Year To Date				
	Account	Actual	Budget	Variance	%	Actual	Budget	Variance	%	
Uniforms-Davidson, Glenn	10623030194	0.00	0.00	0.00	0.0	337.34	450.00	112.66	25.0	
Uniforms-Douglas, Ren	10623030195	0.00	0.00	0.00	0.0	0.00	450.00	450.00	100.0	
Uniforms-Gallman, Timothy	10623030196	0.00	0.00	0.00	0.0	299.13	450.00	150.87	33.5	
Uniforms-Ginn, Eric	10623030197	0.00	0.00	0.00	0.0	168.34	450.00	281.66	62.6	
Uniforms-Gnagey, Dan	10623030198	0.00	0.00	0.00	0.0	26.97	0.00	(26.97)	0.0	
Uniforms-Guzzo, Nick	10623030200	0.00	0.00	0.00	0.0	396.48	450.00	53.52	11.9	
Uniforms-Ingrao, Jory	10623030201	0.00	0.00	0.00	0.0	0.00	450.00	450.00	100.0	
Uniforms-Jacobson, Terry	10623030202	0.00	0.00	0.00	0.0	311.76	450.00	138.24	30.7	
Uniforms-Lynch, Peter	10623030204	0.00	0.00	0.00	0.0	353.38	450.00	96.62	21.5	
Uniforms-Merrill, Eric	10623030205	0.00	0.00	0.00	0.0	294.57	0.00	(294.57)	0.0	
Uniforms-Muniz, Tom Jr.	10623030206	0.00	0.00	0.00	0.0	226.20	450.00	223.80	49.7	
Uniforms-Nelson, Mike	10623030207	0.00	0.00	0.00	0.0	456.86	450.00	(6.86)	(1.5)	
Uniforms-Rendl, Bob	10623030209	0.00	0.00	0.00	0.0	451.97	450.00	(1.97)	(0.4)	
Uniforms-Roberts, Jerry	10623030210	0.00	0.00	0.00	0.0	290.19	450.00	159.81	35.5	
Uniforms-Roche, Ben	10623030211	0.00	0.00	0.00	0.0	433.99	450.00	16.01	3.6	
Uniforms-Rose, Cody	10623030212	0.00	0.00	0.00	0.0	344.89	0.00	(344.89)	0.0	
Uniforms-Schuster, Alan	10623030213	0.00	0.00	0.00	0.0	376.11	450.00	73.89	16.4	
Uniforms-Snyder, Tim	10623030214	0.00	0.00	0.00	0.0	403.79	450.00	46.21	10.3	
Uniforms-Stewart, Jeff	10623030215	0.00	0.00	0.00	0.0	218.68	450.00	231.32	51.4	
Uniforms-Tarver, Shawn	10623030216	0.00	0.00	0.00	0.0	305.22	450.00	144.78	32.2	
Uniforms- Zazueta, Rob	10623030217	0.00	0.00	0.00	0.0	312.39	450.00	137.61	30.6	
Uniforms-McCarty Dan	10623030218	0.00	0.00	0.00	0.0	336.64	450.00	113.36	25.2	
Uniforms-Butterfield, Jesse	10623030220	0.00	0.00	0.00	0.0	395.10	450.00	54.90	12.2	
Uniforms-Rafters, Cody	10623030221	0.00	0.00	0.00	0.0	381.38	450.00	68.62	15.2	
Uniforms-Weiland, Kayleen	10623030222	0.00	0.00	0.00	0.0	361.82	450.00	88.18	19.6	
Uniforms-Burch, Caden	10623030223	0.00	0.00	0.00	0.0	230.67	450.00	219.33	48.7	
Uniforms-Hall, Jace	10623030224	0.00	0.00	0.00	0.0	447.20	450.00	2.80	0.6	
Uniforms-Smith Russell	10623030225	0.00	0.00	0.00	0.0	402.57	450.00	47.43	10.5	
Uniforms-McGuire, Thaddeus	10623030226	0.00	0.00	0.00	0.0	409.51	450.00	40.49	9.0	
Uniforms-Rocha, Edgar	10623030227	0.00	0.00	0.00	0.0	259.44	450.00	190.56	42.3	
Uniforms-Thompson, Jake	10623030228	0.00	0.00	0.00	0.0	254.55	450.00	195.45	43.4	
Uniforms-Vanatta, Justin	10623030229	0.00	0.00	0.00	0.0	449.24	450.00	0.76	0.2	
Uniforms-Hallawell, Nate	10623030230	0.00	0.00	0.00	0.0	0.00	450.00	450.00	100.0	
Uniforms-Tillich, Tim	10623030231	0.00	0.00	0.00	0.0	114.26	450.00	335.74	74.6	
Uniforms-Hutchison, Ethan	10623030232	0.00	0.00	0.00	0.0	318.19	450.00	131.81	29.3	
Uniforms - Gillhan, Jim	10623030233	0.00	0.00	0.00	0.0	402.26	450.00	47.74	10.6	
Uniforms-Moore, AAron	10623030234	0.00	0.00	0.00	0.0	442.17	450.00	7.83	1.7	

9/8/20
3:19:21 PM

CAFMA-Central Arizona Fire and Medical
Income Statement
(Original Budget to Actual Comparison)
For the period of 8/1/2020 Through 8/31/2020

Fund: (10) General Fund

	Account	Actual	Current Period			Actual	Year To Date		
			Budget	Variance	%		Budget	Variance	%
Uniforms-Harper, Leslie	10623030235	0.00	0.00	0.00	0.0	408.07	450.00	41.93	9.3
Uniforms-Grossman, Luke	10623030236	0.00	0.00	0.00	0.0	13.91	0.00	(13.91)	0.0
Uniforms-Perez, Tony	10623030237	0.00	0.00	0.00	0.0	354.19	450.00	95.81	21.3
Uniforms,Gray, JT	10623030238	0.00	0.00	0.00	0.0	402.91	450.00	47.09	10.5
Uniforms-DeChame, Zachary	10623030239	0.00	0.00	0.00	0.0	405.19	450.00	44.81	10.0
Uniforms-McIntire, Jacob	10623030240	0.00	0.00	0.00	0.0	234.47	450.00	215.53	47.9
Uniforms-Redfern, Joshua	10623030241	0.00	0.00	0.00	0.0	346.76	450.00	103.24	22.9
Uniforms-Smith, Jacob	10623030242	0.00	0.00	0.00	0.0	267.81	450.00	182.19	40.5
Uniforms - Basurto, Leo	10623030251	0.00	0.00	0.00	0.0	0.00	450.00	450.00	100.0
Uniforms - Feddema, John	10623030300	0.00	0.00	0.00	0.0	0.00	450.00	450.00	100.0
Uniforms/Operations - Honor Guard	10623030540	0.00	0.00	0.00	0.0	3,848.45	4,000.00	151.55	3.8
Uniforms - Training	10623035000	0.00	0.00	0.00	0.0	0.00	4,200.00	4,200.00	100.0
Uniforms - Feddema, John	10623035103	0.00	0.00	0.00	0.0	245.83	0.00	(245.83)	0.0
Uniforms - Rocha, Edgar	10623035104	0.00	0.00	0.00	0.0	72.84	0.00	(72.84)	0.0
Uniforms-Parra Dustin	10623035105	0.00	0.00	0.00	0.0	296.28	450.00	153.72	34.2
Uniforms - Basurto, Leo	10623035107	0.00	0.00	0.00	0.0	390.19	0.00	(390.19)	0.0
Uniforms-Jimenez, Valentin	10623035108	0.00	0.00	0.00	0.0	197.29	450.00	252.71	56.2
Uniforms - Merrill, Erik	10623035205	0.00	0.00	0.00	0.0	0.00	450.00	450.00	100.0
Uniforms/Communications	10623041000	0.00	0.00	0.00	0.0	0.00	2,000.00	2,000.00	100.0
Uniforms-Frazier, Tony	10623041101	0.00	0.00	0.00	0.0	553.86	450.00	(103.86)	(23.1)
Uniforms-Legge, David	10623041102	0.00	0.00	0.00	0.0	370.63	450.00	79.37	17.6
Uniforms-Freeman, Michael	10623041103	0.00	0.00	0.00	0.0	177.81	450.00	272.19	60.5
Uniforms-Van Tuyl, Jonah	10623041104	0.00	0.00	0.00	0.0	119.27	450.00	330.73	73.5
Uniforms-Overmyer, Titus	10623041105	0.00	0.00	0.00	0.0	262.68	450.00	187.32	41.6
Uniforms-Facilities Maintenance	10623043000	0.00	0.00	0.00	0.0	0.00	1,000.00	1,000.00	100.0
Uniforms-Crossman, Eric	10623043101	0.00	0.00	0.00	0.0	434.75	450.00	15.25	3.4
Uniforms - Deering, Andrew	10623043102	0.00	0.00	0.00	0.0	340.91	450.00	109.09	24.2
Uniforms-Fleet Maintenance	10623048000	0.00	0.00	0.00	0.0	0.00	2,750.00	2,750.00	100.0
Uniforms-Scaife, Domenic	10623048100	0.00	0.00	0.00	0.0	350.33	450.00	99.67	22.1
Uniforms-Reyes, Charlie	10623048101	0.00	0.00	0.00	0.0	23.69	0.00	(23.69)	0.0
Uniforms-Beck, David	10623048102	0.00	0.00	0.00	0.0	117.88	450.00	332.12	73.8
Uniforms-Kohler, Travis	10623048105	0.00	0.00	0.00	0.0	287.94	450.00	162.06	36.0
Uniforms-Peckman, Chris	10623048107	0.00	0.00	0.00	0.0	297.64	450.00	152.36	33.9
Uniforms-Burch, Bryten	10623048108	0.00	0.00	0.00	0.0	176.03	450.00	273.97	60.9
Uniforms/Warehouse	10623049000	0.00	0.00	0.00	0.0	64.06	1,250.00	1,185.94	94.9
Uniforms - Trujillo, Erik	10623049101	0.00	0.00	0.00	0.0	292.57	450.00	157.43	35.0
Uniforms - Rorick - Norm	10623049102	0.00	0.00	0.00	0.0	0.00	225.00	225.00	100.0

9/8/20
3:19:21 PM

CAFMA-Central Arizona Fire and Medical
Income Statement
(Original Budget to Actual Comparison)
For the period of 8/1/2020 Through 8/31/2020

Fund: (10) General Fund

	Account	Actual	Current Period			Actual	Year To Date		
			Budget	Variance	%		Budget	Variance	%
Protective Clothing	10623130000	3,690.64	0.00	(3,690.64)	0.0	60,309.47	123,510.00	63,200.53	51.2
Station Boots	10623130100	2,505.04	0.00	(2,505.04)	0.0	16,333.44	18,300.00	1,966.56	10.7
Library Reference Materials / Admin	10624010000	0.00	0.00	0.00	0.0	678.60	2,764.00	2,085.40	75.4
Operations Supplies/Routine	10624030000	0.00	0.00	0.00	0.0	2,904.39	5,550.00	2,645.61	47.7
Library Reference Materials/Tr Ctr	10624035000	64.78	0.00	(64.78)	0.0	2,196.66	6,450.00	4,253.34	65.9
Communications Supplies / Routine	10624041000	0.00	0.00	0.00	0.0	303.59	1,000.00	696.41	69.6
Facilities Maint Supplies/Routine	10624043000	28.00	0.00	(28.00)	0.0	28.00	530.00	502.00	94.7
Supplies/Prevention	10624220000	105.64	0.00	(105.64)	0.0	3,647.23	2,840.00	(807.23)	(28.4)
Supplies / Fleet Maintenance	10624248000	398.29	0.00	(398.29)	0.0	10,338.17	12,000.00	1,661.83	13.8
Supplies / Warehouse	10624249000	374.35	0.00	(374.35)	0.0	3,415.50	6,000.00	2,584.50	43.1
Library Reference Materials/Prevention	10624320000	52.00	0.00	(52.00)	0.0	1,625.76	2,960.00	1,334.24	45.1
Pub Ed/School Ed/Prevention	10624520000	5,574.58	0.00	(5,574.58)	0.0	16,628.71	12,015.00	(4,613.71)	(38.4)
Public Education/EMS	10624530000	0.00	0.00	0.00	0.0	0.00	2,500.00	2,500.00	100.0
Supplies-Warehouse Purchasing Group	10624549000	14,132.83	0.00	(14,132.83)	0.0	219,573.13	200,000.00	(19,573.13)	(9.8)
Urban Interface/Brush Removal	10624920000	0.00	0.00	0.00	0.0	4,598.00	0.00	(4,598.00)	0.0
PAWUIC Defensiblw Space Grant	10624920010	0.00	0.00	0.00	0.0	20,475.00	24,000.00	3,525.00	14.7
Vehicle Maint (Routine)	10625048000	5,572.66	0.00	(5,572.66)	0.0	127,519.34	150,000.00	22,480.66	15.0
Vehicle Maint (Special Prjcts)	10625148000	0.00	0.00	0.00	0.0	5,268.27	6,500.00	1,231.73	18.9
FF Equipment Maintenance	10626048000	821.73	0.00	(821.73)	0.0	17,860.46	24,500.00	6,639.54	27.1
SCBA Supplies & Maint	10626348000	0.00	0.00	0.00	0.0	20,384.65	21,500.00	1,115.35	5.2
Tire Replacement	10626548000	0.00	0.00	0.00	0.0	50,872.82	50,000.00	(872.82)	(1.7)
Tire Repair	10626648000	0.00	0.00	0.00	0.0	3,205.22	4,000.00	794.78	19.9
Building Maint Supplies	10627043001	248.62	0.00	(248.62)	0.0	18,587.14	20,500.00	1,912.86	9.3
Building Maint Supplies/Prevention	10627043002	0.00	0.00	0.00	0.0	2,598.03	2,500.00	(98.03)	(3.9)
Building Maint Supplies-Administration	10627043011	889.20	0.00	(889.20)	0.0	9,720.29	7,000.00	(2,720.29)	(38.9)
Building Maint Supplies/CARTA	10627043035	812.76	0.00	(812.76)	0.0	12,716.87	13,500.00	783.13	5.8
Building Maint Supplies/Comm Building	10627043041	0.00	0.00	0.00	0.0	3,891.68	4,000.00	108.32	2.7
Building Maint Supplies/Maint Facility	10627043048	165.00	0.00	(165.00)	0.0	3,943.49	5,000.00	1,056.51	21.1
Building Maint Supplies/Warehouse	10627043049	272.17	0.00	(272.17)	0.0	763.91	5,000.00	4,236.09	84.7
Building Maint Supplies/Sta 50	10627043050	0.00	0.00	0.00	0.0	1,429.43	4,000.00	2,570.57	64.3
Building Maint Supplies/Sta 51	10627043051	43.11	0.00	(43.11)	0.0	5,628.91	5,600.00	(28.91)	(0.5)
Building Maint Supplies/Sta 52	10627043052	0.00	0.00	0.00	0.0	697.28	2,000.00	1,302.72	65.1
Building Maint Supplies/Sta 53	10627043053	464.90	0.00	(464.90)	0.0	7,285.56	5,000.00	(2,285.56)	(45.7)
Building Maint Supplies/Sta 54	10627043054	247.85	0.00	(247.85)	0.0	5,858.07	5,000.00	(858.07)	(17.2)
Building Maint Supplies/Sta 56	10627043056	0.00	0.00	0.00	0.0	133.21	2,000.00	1,866.79	93.3
Building Maint Supplies/Sta 57	10627043057	475.50	0.00	(475.50)	0.0	4,630.03	5,000.00	369.97	7.4
Building Maint Supplies/Sta 58	10627043058	205.45	0.00	(205.45)	0.0	3,104.33	5,000.00	1,895.67	37.9

9/8/20
3:19:21 PM

CAFMA-Central Arizona Fire and Medical
Income Statement
(Original Budget to Actual Comparison)
For the period of 8/1/2020 Through 8/31/2020

Fund: (10) General Fund

	Account	Current Period				Year To Date			
		Actual	Budget	Variance	%	Actual	Budget	Variance	%
Building Maint Supplies/Sta 59	10627043059	265.98	0.00	(265.98)	0.0	3,711.59	5,000.00	1,288.41	25.8
Building Maint Supplies - Station 61	10627043061	1,224.45	0.00	(1,224.45)	0.0	9,131.11	9,000.00	(131.11)	(1.5)
Building Maint Supplies - Station 62	10627043062	0.00	0.00	0.00	0.0	6,407.87	5,000.00	(1,407.87)	(28.2)
Building Maint Supplies - Station 63	10627043063	685.19	0.00	(685.19)	0.0	4,456.01	5,000.00	543.99	10.9
Building Maint Supplies - Station 64	10627043064	0.00	0.00	0.00	0.0	0.00	5,000.00	5,000.00	100.0
Building Maint Supplies- Large Projects	10627043100	4,899.00	0.00	(4,899.00)	0.0	106,356.37	12,500.00	(93,856.37)	(750.9)
Furniture & Fixture Replacement	10627143000	3,782.62	0.00	(3,782.62)	0.0	39,279.31	29,200.00	(10,079.31)	(34.5)
Furniture & Fixtures / Warehouse	10627149000	2,759.58	0.00	(2,759.58)	0.0	4,305.05	2,500.00	(1,805.05)	(72.2)
Janitorial / All Stations	10627249000	1,901.38	0.00	(1,901.38)	0.0	35,154.24	27,500.00	(7,654.24)	(27.8)
Station Supplies-All Stations	10627349000	0.00	0.00	0.00	0.0	8,016.44	5,500.00	(2,516.44)	(45.8)
Site / Equip Maint Supplies / Comm	10627441000	3,103.80	0.00	(3,103.80)	0.0	22,070.13	25,000.00	2,929.87	11.7
Radio/Pager Maintenance	10628041000	1,374.45	0.00	(1,374.45)	0.0	94,220.58	99,500.00	5,279.42	5.3
Supplies for Outside Agency Work	10628141000	0.00	0.00	0.00	0.0	2,160.58	10,000.00	7,839.42	78.4
Supplies for Outside Agency Work	10628148000	0.00	0.00	0.00	0.0	26,259.55	24,000.00	(2,259.55)	(9.4)
Batteries / Communications	10628841000	0.00	0.00	0.00	0.0	0.00	150.00	150.00	100.0
Batteries/ All Stations	10628849000	0.00	0.00	0.00	0.0	3,066.88	3,170.00	103.12	3.3
Firefighter Equipment Replacement	10628930000	44,935.40	0.00	(44,935.40)	0.0	109,375.96	47,050.00	(62,325.96)	(132.5)
Firefighting Equipment New Purchases	10629030000	0.00	0.00	0.00	0.0	32,296.63	40,000.00	7,703.37	19.3
Haz-Mat Equipment	10629130000	822.81	0.00	(822.81)	0.0	8,608.62	9,000.00	391.38	4.3
Comm/Radio Technician Equipment	10629241000	46.94	0.00	(46.94)	0.0	6,937.03	6,750.00	(187.03)	(2.8)
Technical Rescue Equipment	10629330000	4,173.33	0.00	(4,173.33)	0.0	8,085.12	14,000.00	5,914.88	42.2
Drone Program	10629430000	0.00	0.00	0.00	0.0	0.00	5,300.00	5,300.00	100.0
Wildland Equipment Replacement	10629530000	147.75	0.00	(147.75)	0.0	6,433.06	5,000.00	(1,433.06)	(28.7)
CARTA Equipment/ Prop Supplies	10629635000	11,289.29	0.00	(11,289.29)	0.0	41,948.25	32,000.00	(9,948.25)	(31.1)
Exercise Equipment - Ops	10629730000	0.00	0.00	0.00	0.0	9,713.70	10,000.00	286.30	2.9
Small Tools/Facilities Maintenance	10630043000	0.00	0.00	0.00	0.0	5,350.18	11,500.00	6,149.82	53.5
Small Tools / Maintenance	10630048000	469.40	0.00	(469.40)	0.0	8,836.57	9,000.00	163.43	1.8
Small Tools / Warehouse	10630049000	0.00	0.00	0.00	0.0	35.56	900.00	864.44	96.0
Safety Equip & Supplies/Warehouse	10631049000	0.00	0.00	0.00	0.0	0.00	750.00	750.00	100.0
Total Supply Expenses		\$179,023.20	\$0.00	\$(179,023.20)	0.0 %	\$2,079,251.91	\$2,184,767.00	\$105,515.09	4.8 %
<u>Service Expenses</u>									
Audit & Accounting	10640010000	\$0.00	\$0.00	\$0.00	0.0%	\$28,865.00	\$36,000.00	\$7,135.00	19.8%
Other Prof Services/Admin	10640510000	8,750.00	0.00	(8,750.00)	0.0	10,080.00	44,600.00	34,520.00	77.4
Other Prof Services/Ops	10640530000	1,210.48	0.00	(1,210.48)	0.0	38,907.01	47,951.00	9,043.99	18.9
Other Prof Services/Comm	10640541000	1,875.00	0.00	(1,875.00)	0.0	30,625.00	81,500.00	50,875.00	62.4
Other Prof Services/Facilities	10640543000	1,080.00	0.00	(1,080.00)	0.0	43,493.81	44,450.00	956.19	2.2

9/8/20
3:19:21 PM

CAFMA-Central Arizona Fire and Medical
Income Statement
(Original Budget to Actual Comparison)
For the period of 8/1/2020 Through 8/31/2020

Fund: (10) General Fund

	Account	Actual	Current Period		%	Year To Date			
			Budget	Variance		Actual	Budget	Variance	%
Legal Services - Routine	10641010000	0.00	0.00	0.00	0.0	40,513.19	70,000.00	29,486.81	42.1
Legal Services-Non Routine	10641010600	0.00	0.00	0.00	0.0	0.00	7,500.00	7,500.00	100.0
Mental Health	10641510000	0.00	0.00	0.00	0.0	19,250.00	45,900.00	26,650.00	58.1
Employee Health / Exams/Ops	10641530000	621.64	0.00	(621.64)	0.0	56,517.14	64,844.00	8,326.86	12.8
Employee Assistance Program	10642010000	0.00	0.00	0.00	0.0	5,230.00	9,200.00	3,970.00	43.2
Dispatch Services/Ops	10642530000	0.00	0.00	0.00	0.0	559,117.59	648,899.00	89,781.41	13.8
Communications	10643041000	7,448.17	0.00	(7,448.17)	0.0	108,043.09	91,700.00	(16,343.09)	(17.8)
Postage/Admin	10643510000	(2.00)	0.00	2.00	0.0	3,601.03	5,000.00	1,398.97	28.0
Shipping / Warehouse	10643549000	141.54	0.00	(141.54)	0.0	437.58	1,750.00	1,312.42	75.0
Fire Board Expenses	10644110000	0.00	0.00	0.00	0.0	224.91	500.00	275.09	55.0
Off District Expenses	10644231000	14,700.12	0.00	(14,700.12)	0.0	101,662.25	20,000.00	(81,662.25)	(408.3)
Newspaper Advertising	10647010000	405.00	0.00	(405.00)	0.0	2,418.63	4,000.00	1,581.37	39.5
Outside Duplication & Printing / Admin	10649010000	28.00	0.00	(28.00)	0.0	138.15	1,750.00	1,611.85	92.1
Outside Dupl & Printing/Prevention	10649020000	0.00	0.00	0.00	0.0	1,311.13	1,400.00	88.87	6.3
Outside Dupl & Printing/Ops	10649030000	945.29	0.00	(945.29)	0.0	2,044.67	2,550.00	505.33	19.8
Insurance	10650010000	0.00	0.00	0.00	0.0	183,938.00	145,000.00	(38,938.00)	(26.9)
Cable TV	10650843000	140.02	0.00	(140.02)	0.0	1,911.43	1,575.00	(336.43)	(21.4)
Electricity - OPS	10651030000	0.00	0.00	0.00	0.0	(276.44)	0.00	276.44	0.0
Electric	10651043000	16,150.80	0.00	(16,150.80)	0.0	182,145.85	168,973.00	(13,172.85)	(7.8)
Sanitation Charge - Health/Medical Waste	10651230000	103.64	0.00	(103.64)	0.0	737.90	1,000.00	262.10	26.2
Sanitation	10651243000	615.73	0.00	(615.73)	0.0	9,226.31	9,260.00	33.69	0.4
National Gas	10652043000	353.52	0.00	(353.52)	0.0	18,899.91	22,150.00	3,250.09	14.7
LPG	10653043000	0.00	0.00	0.00	0.0	22,698.52	32,725.00	10,026.48	30.6
Pest Control	10653543000	335.00	0.00	(335.00)	0.0	5,430.00	5,000.00	(430.00)	(8.6)
Water/Sewer-OPS	10654030000	0.00	0.00	0.00	0.0	910.00	0.00	(910.00)	0.0
Water/Sewer	10654043000	2,050.11	0.00	(2,050.11)	0.0	25,665.17	20,940.00	(4,725.17)	(22.6)
Hydrant Maintenance	10655130000	0.00	0.00	0.00	0.0	653.77	3,000.00	2,346.23	78.2
Repair & Maint Equip/Admin	10658010000	0.00	0.00	0.00	0.0	0.00	500.00	500.00	100.0
Outside Repair Equip/ Prevention	10658020000	0.00	0.00	0.00	0.0	462.92	500.00	37.08	7.4
Outside Repair Equip/Ops	10658030000	6,618.77	0.00	(6,618.77)	0.0	21,747.17	20,105.00	(1,642.17)	(8.2)
Outside Repair Equip/ CARTA	10658035000	0.00	0.00	0.00	0.0	0.00	2,000.00	2,000.00	100.0
Outside Repair Equip/Fac Maint	10658043000	95.00	0.00	(95.00)	0.0	2,239.52	2,700.00	460.48	17.1
Outside Repair/Veh Maint Equip	10658048000	625.69	0.00	(625.69)	0.0	16,315.23	15,000.00	(1,315.23)	(8.8)
EMS Training	10658735000	0.00	0.00	0.00	0.0	466.17	3,110.00	2,643.83	85.0
CYFD Training Center Classes	10658835000	0.00	0.00	0.00	0.0	18,203.93	15,700.00	(2,503.93)	(15.9)
Training & Travel/Admin	10659010000	806.50	0.00	(806.50)	0.0	20,091.56	19,300.00	(791.56)	(4.1)
Training & Travel/Prevention	10659020000	1,250.00	0.00	(1,250.00)	0.0	3,615.22	9,600.00	5,984.78	62.3

9/8/20
3:19:21 PM

CAFMA-Central Arizona Fire and Medical
Income Statement
(Original Budget to Actual Comparison)
For the period of 8/1/2020 Through 8/31/2020

Fund: (10) General Fund

	Account	Current Period				Year To Date			
		Actual	Budget	Variance	%	Actual	Budget	Variance	%
Training & Travel/OPS	10659030000	0.00	0.00	0.00	0.0	32,571.98	46,105.00	13,533.02	29.4
Traning & Travel Conference-Honor Guard	10659030540	0.00	0.00	0.00	0.0	0.00	1,500.00	1,500.00	100.0
Training & Travel/CARTA	10659035000	727.00	0.00	(727.00)	0.0	19,124.08	31,900.00	12,775.92	40.0
Training & Travel/Communications	10659041000	1,353.01	0.00	(1,353.01)	0.0	2,506.76	6,500.00	3,993.24	61.4
Travel & Training / Fleet Maintenance	10659048000	0.00	0.00	0.00	0.0	2,994.91	4,000.00	1,005.09	25.1
Travel & Training / Warehouse	10659049000	0.00	0.00	0.00	0.0	119.90	1,500.00	1,380.10	92.0
Books & Subscriptions / Training Center/	10659135035	0.00	0.00	0.00	0.0	50.00	1,050.00	1,000.00	95.2
ACLS Upgrade	10659335000	0.00	0.00	0.00	0.0	13,545.05	21,930.00	8,384.95	38.2
Awards / Admin	10659510000	0.00	0.00	0.00	0.0	6,065.08	6,200.00	134.92	2.2
Awards / Ops	10659530000	0.00	0.00	0.00	0.0	3,841.36	6,375.00	2,533.64	39.7
College - Upper & Lower Division	10659535000	715.20	0.00	(715.20)	0.0	8,816.80	20,000.00	11,183.20	55.9
Dues / Admin	10660010000	102.00	0.00	(102.00)	0.0	6,379.95	7,635.00	1,255.05	16.4
Dues/Prevention	10660020000	320.00	0.00	(320.00)	0.0	1,610.91	1,492.00	(118.91)	(8.0)
Dues/Operations	10660030000	0.00	0.00	0.00	0.0	703.00	4,400.00	3,697.00	84.0
Dues/CARTA	10660035000	0.00	0.00	0.00	0.0	1,077.50	1,635.00	557.50	34.1
Dues/Warehouse	10660049000	0.00	0.00	0.00	0.0	238.52	200.00	(38.52)	(19.3)
Misc/Admin	10661010000	37.66	0.00	(37.66)	0.0	8,789.71	2,000.00	(6,789.71)	(339.5)
Misc/Prevention	10661020000	0.00	0.00	0.00	0.0	867.90	2,880.00	2,012.10	69.9
Misc/Operations	10661030000	298.27	0.00	(298.27)	0.0	3,600.51	0.00	(3,600.51)	0.0
Misc/Operations - Routine	10661030490	0.00	0.00	0.00	0.0	0.00	2,250.00	2,250.00	100.0
Misc/Operations - Fire Rehab	10661030491	88.62	0.00	(88.62)	0.0	3,972.36	2,250.00	(1,722.36)	(76.5)
Misc/Operations	10661030492	0.00	0.00	0.00	0.0	10.50	550.00	539.50	98.1
Misc/Promotional Testing	10661030494	0.00	0.00	0.00	0.0	1,737.44	2,000.00	262.56	13.1
Misc/Captain Promotional Testing	10661030496	0.00	0.00	0.00	0.0	2,652.81	1,200.00	(1,452.81)	(121.1)
Misc/Firefighter Recruitment Supplies	10661030498	0.00	0.00	0.00	0.0	68.00	200.00	132.00	66.0
Contract Services / Comm & IT	10663041000	0.00	0.00	0.00	0.0	7,203.17	8,400.00	1,196.83	14.2
Total Service Expenses		\$69,989.78	\$0.00	\$(69,989.78)	0.0 %	\$1,716,110.52	\$1,911,784.00	\$195,673.48	10.2 %
<u>Capital Expenses</u>									
Capital Outlay/ Facilities	10772043000	\$2,500.00	\$0.00	\$(2,500.00)	0.0%	\$395,778.82	\$436,500.00	\$40,721.18	9.3%
Capital Outlay/Vehicles/OPS	10773030000	295,946.83	0.00	(295,946.83)	0.0	1,282,012.75	1,650,000.00	367,987.25	22.3
Capital Outlay/Vehicles-Equip for engine	10773030100	53.38	0.00	(53.38)	0.0	24,536.82	0.00	(24,536.82)	0.0
Capital Outlay/ Vehicles/ CARTA	10773035000	0.00	0.00	0.00	0.0	0.00	76,081.00	76,081.00	100.0
Capital Outlay/ Vehicles/ Tech Services	10773041000	0.00	0.00	0.00	0.0	0.00	76,800.00	76,800.00	100.0
Capital Outlay/ Vehicles/ Facilities	10773043000	0.00	0.00	0.00	0.0	0.00	47,710.00	47,710.00	100.0
Capital Outlay/ Vehicles/ Fleet Maintena	10773048000	0.00	0.00	0.00	0.0	3,306.46	47,710.00	44,403.54	93.1
Capital Outlay/ Vehicles/ Warehouse	10773049000	0.00	0.00	0.00	0.0	0.00	75,272.00	75,272.00	100.0

9/8/20
3:19:21 PM

CAFMA-Central Arizona Fire and Medical
Income Statement
(Original Budget to Actual Comparison)
For the period of 8/1/2020 Through 8/31/2020

Fund: (10) General Fund

	Account	Actual	Current Period Budget	Variance	%	Actual	Year To Date Budget	Variance	%
Capital Outlay/ Equip/ Prevention	10774020000	0.00	0.00	0.00	0.0	0.00	41,600.00	41,600.00	100.0
Capital Outlay/ Equip/ OPS	10774030000	1,134,677.09	0.00	(1,134,677.09)	0.0	1,433,865.81	90,081.00	(1,343,784.81)	(1491.8)
Capital Outlay/ Equip/ Fleet Maintenance	10774048000	0.00	0.00	0.00	0.0	85,018.46	0.00	(85,018.46)	0.0
Capital Outlay - Comm/IT	10775041000	0.00	0.00	0.00	0.0	309,459.05	230,000.00	(79,459.05)	(34.5)
Total Capital Expenses		\$1,433,177.30	\$0.00	\$(1,433,177.30)	0.0 %	\$3,533,978.17	\$2,771,754.00	\$(762,224.17)	(27.5)%
Total Expenses		\$3,338,390.81		\$(3,338,390.81)		\$30,934,123.78	\$27,710,584.00	\$(3,223,539.78)	(11.6)%
Income (Loss) from Operations		\$(2,923,891.16)	\$0.00	\$(2,923,891.16)	0.0%	\$(5,696,423.22)	\$(1,976,102.00)	\$(3,720,321.22)	(188.3)%
<u>Contingency</u>									
Funded Contingency/Admin	10780010000	\$0.00	\$0.00	\$0.00	0.0%	\$0.00	\$(107,834.00)	\$107,834.00	100.0%
Funded Contingency/Prevention	10780020000	0.00	0.00	0.00	0.0	0.00	(29,129.00)	29,129.00	100.0
Funded Contingency/OPS	10780030000	0.00	0.00	0.00	0.0	0.00	(901,802.00)	901,802.00	100.0
Funded Contingency/Training	10780035000	0.00	0.00	0.00	0.0	0.00	(26,099.00)	26,099.00	100.0
Funded Contingency/Tech Serv	10780041000	0.00	0.00	0.00	0.0	0.00	(59,752.00)	59,752.00	100.0
Funded Contingency/Facilities	10780043000	0.00	0.00	0.00	0.0	0.00	(37,572.00)	37,572.00	100.0
Funded Contingency/Warehouse	10780049000	0.00	0.00	0.00	0.0	0.00	(25,734.00)	25,734.00	100.0
Total Contingency		\$0.00	\$0.00	\$0.00	0.0 %	\$0.00	\$(1,187,922.00)	\$1,187,922.00	100.0 %
Net Income (Loss)		\$(2,923,891.16)	\$0.00	\$(2,923,891.16)	0.0%	\$(5,696,423.22)	\$(3,164,024.00)	\$(2,532,399.22)	(80.0)%

9/8/20
3:19:31 PM

CAFMA-Central Arizona Fire and Medical

Balance Sheet
As of 8/31/2020

Assets

Current Assets

Cash with Yavapai County	\$3,242,571.16	
Capital Reserve Fund	4,620,482.74	
Accounts Receivable	15,371.55	
Misc. Receivables	(669.75)	
Retiree/Insurance Receivable	(5,967.62)	
Due from other govts	328,247.38	
Total Current Assets		\$8,200,035.46

Total Assets

\$8,200,035.46

Liabilities and Net Assets

Current Liabilities

Accounts Payable	\$222,675.21	
Accrued Payroll Expenses	1,048,640.55	
Credit Card Payable	(60,535.88)	
ASRS Payable	(0.20)	
Medical Insurance Withheld	17,002.10	
Dental Insurance Withheld	1,398.00	
Vision Insurance Withheld	1,113.18	
Supplemental Insurance Withheld	2,363.18	
Total Current Liabilities		\$1,232,656.14

Total Liabilities

\$1,232,656.14

Net Assets

Fund Balance	\$12,663,802.54	
Current Year Net Assets	(5,696,423.22)	
Total Net Assets		6,967,379.32
Total Liabilities and Net Assets		<u>\$8,200,035.46</u>

CAFMA-Central Arizona Fire and Medical
GL Account Ledger - Detail By Period
8/1/2020 through 8/31/2020

Batch	Journal	Entry #	Date	Job	Document	Description	Debits	Credits	Balance
10.1100.0.0.000		CASH WITH YAVAPAI COUNTY							\$6,174,869.70
1257	CD	876134	08/10/20		11AUG2020-DIR-DEI	Chase Bank - PR - DIRECT DEPOSIT PPE 8-1-20	357,906.14	-	6,532,775.84
1257	CD	875851	08/10/20		756739656	A1 Water Bulk Delivery Svc LLC - Cash Disbursement A1WADE	-	120.00	6,532,655.84
1257	CD	875853	08/10/20		756739657	A2Z Home Center, LLC - Cash Disbursement A2ZHOM	-	2.04	6,532,653.80
1257	CD	875856	08/10/20		756739658	AZ General-Ace Hardware - Cash Disbursement ACEHAR	-	38.75	6,532,615.05
1257	CD	875863	08/10/20		756739659	Alert-All Corporation - Cash Disbursement ALALCO	-	3,356.16	6,529,258.89
1257	CD	875865	08/10/20		756739660	American Express, Inc. - Cash Disbursement AMEEXP	-	30,298.71	6,498,960.18
1257	CD	876005	08/10/20		756739669	American Fence Co, Inc - Cash Disbursement AMFECO	-	296.23	6,498,663.95
1257	CD	876007	08/10/20		756739670	Anderson Asphalt Svcs&Contract - Cash Disbursement ANASSE	-	4,899.00	6,493,764.95
1257	CD	876009	08/10/20		756739671	APS - Cash Disbursement APS	-	4,406.33	6,489,358.62
1257	CD	876024	08/10/20		756739672	Arizona PPE Recon, Inc - Cash Disbursement ARPPER	-	2,229.00	6,487,129.62
1257	CD	876026	08/10/20		756739673	Auto Trim Plus LLC - Cash Disbursement AUTRPL	-	1,160.00	6,485,969.62
1257	CD	876028	08/10/20		756739674	Bennett Oil - Cash Disbursement BENOIL	-	2,053.88	6,483,915.74
1257	CD	876035	08/10/20		756739675	Best Pick Disposal, Inc - Cash Disbursement BEPIDI	-	417.73	6,483,498.01
1257	CD	876043	08/10/20		756739676	Bound Tree Medical LLC - Cash Disbursement BOTRME	-	7,964.97	6,475,533.04
1257	CD	876098	08/10/20		756739680	B & W Fire Security Systems - Cash Disbursement BWFISE	-	895.00	6,474,638.04
1257	CD	876101	08/10/20		756739681	Cable One Business - Cash Disbursement CABONE	-	152.33	6,474,485.71
1257	CD	876107	08/10/20		756739682	CenturyLink - Cash Disbursement CENLIN	-	1,135.19	6,473,350.52
1257	CD	876130	08/10/20		756739684	Chase Bank - Cash Disbursement CHASE	-	118.08	6,473,232.44
1257	CD	876133	08/10/20		756739685	Chase Bank - Cash Disbursement CHASE	-	777,985.14	5,695,247.30
1257	CD	876163	08/10/20		756739687	Cornwell Tools - Cash Disbursement CORNWE	-	141.78	5,695,105.52
1257	CD	876166	08/10/20		756739688	Cummins Rocky Mountain LLC - Cash Disbursement CUROMO	-	115.40	5,694,990.12
1257	CD	876170	08/10/20		756739689	Curtis Tools for Heroes - Cash Disbursement CUTOHE	-	611.41	5,694,378.71
1257	CD	876173	08/10/20		756739690	Western Fire Chiefs Assoc. - Cash Disbursement DAIDIS	-	405.00	5,693,973.71
1257	CD	876175	08/10/20		756739691	Desert Edge Auto Glass - Cash Disbursement DEEDAU	-	250.00	5,693,723.71
1257	CD	876177	08/10/20		756739692	FACTORY MOTOR PARTS - Cash Disbursement FAMOPA	-	720.89	5,693,002.82
1257	CD	876188	08/10/20		756739693	FEDEX - Cash Disbursement FEDEXP	-	29.15	5,692,973.67
1257	CD	876190	08/10/20		756739694	Foremost Promotions - Cash Disbursement FORPRO	-	2,134.96	5,690,838.71
1257	CD	876198	08/10/20		756739695	Freightliner of AZ, LLC - Cash Disbursement FROFAR	-	783.90	5,690,054.81
1257	CD	876205	08/10/20		756739696	Galpin Ford, Inc. - Cash Disbursement GALFOR	-	113.73	5,689,941.08
1257	CD	876208	08/10/20		756739697	Healthcare Medical Waste Svcs - Cash Disbursement HEMEWA	-	50.82	5,689,890.26
1257	CD	876211	08/10/20		756739698	Interstate Batteries - Cash Disbursement INTBAT	-	217.46	5,689,672.80
1257	CD	876214	08/10/20		756739699	DAVID L. JOHNSON - Cash Disbursement JOHDAV	-	106.08	5,689,566.72
1257	CD	876216	08/10/20		756739700	Mallory Safety & Supply LLC - Cash Disbursement MASASU	-	147.91	5,689,418.81
1257	CD	876219	08/10/20		756739701	Matheson Tri-Gas, Inc - Cash Disbursement MATTRI	-	605.61	5,688,813.20
1257	CD	876238	08/10/20		756739703	Municipal Emergency Svcs Inc - Cash Disbursement MES	-	1,097,573.06	4,591,240.14

CAFMA-Central Arizona Fire and Medical
GL Account Ledger - Detail By Period
8/1/2020 through 8/31/2020

Batch	Journal	Entry #	Date	Job	Document	Description	Debits	Credits	Balance
10.1100.0.0.000			CASH WITH YAVAPAI COUNTY (CONTINUED)						
1257	CD	876248	08/10/20		756739704	Mitchell Repair Info. Comp LLC - Cash Disbursement MITCHE	\$-	\$16.37	\$4,591,223.77
1257	CD	876251	08/10/20		756739705	NAPA Auto Parts - Cash Disbursement NAAUPA	-	1,625.94	4,589,597.83
1257	CD	876298	08/10/20		756739708	Northern AZ Premier Termite - Cash Disbursement NOAZTE	-	335.00	4,589,262.83
1257	CD	876300	08/10/20		756739709	O'Reilly Auto Parts - Cash Disbursement ORAUPA	-	950.22	4,588,312.61
1257	CD	876324	08/10/20		756739711	Pediatric Emergency Standards - Cash Disbursement PEEMST	-	6,889.87	4,581,422.74
1257	CD	876328	08/10/20		756739712	Prescott Tire Pros & Autom.LLC - Cash Disbursement PRTIPR	-	957.15	4,580,465.59
1257	CD	876331	08/10/20		756739713	Prescott Valley Ace Hardware - Cash Disbursement PVACHA	-	309.98	4,580,155.61
1257	CD	876364	08/10/20		756739715	Restored By Faith LLC - Cash Disbursement REBYFA	-	140.00	4,580,015.61
1257	CD	876366	08/10/20		756739716	Rosenbauer Motors, LLC - Cash Disbursement ROSMOT	-	261.96	4,579,753.65
1257	CD	876370	08/10/20		756739717	Rosenbauer South Dakota, LLC - Cash Disbursement ROSODA	-	294,312.33	4,285,441.32
1257	CD	876377	08/10/20		756739718	RWC Group - Cash Disbursement RWCINT	-	301.48	4,285,139.84
1257	CD	876381	08/10/20		756739719	Safeguard Business Systems - Cash Disbursement SABUSY	-	299.93	4,284,839.91
1257	CD	876385	08/10/20		756739720	SC Audit & Accounting Solution - Cash Disbursement SCAUAC	-	700.00	4,284,139.91
1257	CD	876387	08/10/20		756739721	SCENT FROM ABOVE COMPANY LLC - Cash Disbursement SCFRAB	-	140.00	4,283,999.91
1257	CD	876389	08/10/20		756739722	Segal - Cash Disbursement SEGAL	-	8,750.00	4,275,249.91
1257	CD	876391	08/10/20		756739723	Besonson Tools LLC - Cash Disbursement SNONTO	-	47.19	4,275,202.72
1257	CD	876394	08/10/20		756739724	Deborah Spingola - Cash Disbursement SPIDEB	-	900.00	4,274,302.72
1257	CD	876396	08/10/20		756739725	Staples Contract & Commerc.Inc - Cash Disbursement STACOM	-	1,990.13	4,272,312.59
1257	CD	876410	08/10/20		756739726	Stryker Sales Corporation - Cash Disbursement STSACO	-	37,104.03	4,235,208.56
1257	CD	876421	08/10/20		756739727	Teleflex Funding LLC - Cash Disbursement TELEFL	-	2,317.78	4,232,890.78
1257	CD	876428	08/10/20		756739728	The Hike Shack - Cash Disbursement THHISH	-	1,621.25	4,231,269.53
1257	CD	876441	08/10/20		756739729	TruckPro, LLC - Cash Disbursement TRUPRO	-	419.24	4,230,850.29
1257	CD	876448	08/10/20		756739730	Unisource Energy Services - Cash Disbursement UNENSE	-	265.78	4,230,584.51
1257	CD	876463	08/10/20		756739731	United Fire Equipment Company - Cash Disbursement UNFIEQ	-	385.41	4,230,199.10
1257	CD	876469	08/10/20		756739732	US CAD HOLDINGS, LLC - Cash Disbursement USCAD	-	1,250.00	4,228,949.10
1257	CD	876471	08/10/20		756739733	US Bank Voyager Fleet Systems - Cash Disbursement VOFLSY	-	12,547.52	4,216,401.58
1257	CD	876473	08/10/20		756739734	W.W. Williams Company LLC - Cash Disbursement WWWILL	-	104.13	4,216,297.45
1257	CD	876478	08/10/20		756739735	XEROX FINANCIAL SERVICES - Cash Disbursement XEFISE	-	758.81	4,215,538.64
1261	CR	883859	08/11/20		1038	Burnett, Joan -	159.38	-	4,215,698.02
1263	CR	884025	08/11/20		1201	Thompson , John and Margaret -	216.63	-	4,215,914.65

CAFMA-Central Arizona Fire and Medical
GL Account Ledger - Detail By Period
8/1/2020 through 8/31/2020

Batch	Journal	Entry #	Date	Job	Document	Description	Debits	Credits	Balance
10.1100.0.0.000			CASH WITH YAVAPAI COUNTY (CONTINUED)						
1263	CR	884035	08/11/20		1221	MCMANIGAL, WENDY -	\$190.87	\$-	\$4,216,105.52
1263	CR	884030	08/11/20		1251	ESCHBACH, ALAN AND CHARLENE -	1,659.19	-	4,217,764.71
1261	CR	883866	08/11/20		13752	PLANS REVIEW -	39.00	-	4,217,803.71
1261	CR	883867	08/11/20		13753	PLANS REVIEW -	116.00	-	4,217,919.71
1261	CR	883868	08/11/20		13754	PLANS REVIEW -	306.00	-	4,218,225.71
1261	CR	883869	08/11/20		13755	PLANS REVIEW -	182.00	-	4,218,407.71
1261	CR	883870	08/11/20		13756	PLANS REVIEW -	392.00	-	4,218,799.71
1263	CR	884036	08/11/20		1536	DOW, NICHOLAS & BONNIE -	1,685.73	-	4,220,485.44
1258	PR	880082	08/11/20		16237	Abel, Todd D. - Payroll Bi-Weekly-Direct Deposit 8/11/2020	-	6,913.89	4,213,571.55
1258	PR	880107	08/11/20		16238	Apolinar, Johnathan R. - Payroll Bi-Weekly-Direct Deposit 8/11/2020	-	1,425.93	4,212,145.62
1258	PR	880130	08/11/20		16239	Baker, Mark A. - Payroll Bi-Weekly-Direct Deposit 8/11/2020	-	2,007.56	4,210,138.06
1258	PR	880152	08/11/20		16240	Balsitis, Carolyn B. - Payroll Bi-Weekly-Direct Deposit 8/11/2020	-	865.35	4,209,272.71
1258	PR	880175	08/11/20		16241	Barnum, Josh M. - Payroll Bi-Weekly-Direct Deposit 8/11/2020	-	1,933.68	4,207,339.03
1258	PR	880202	08/11/20		16242	Basurto-Cancino, Leobardo - Payroll Bi-Weekly-Direct Deposit 8/11/2020	-	2,993.55	4,204,345.48
1258	PR	880222	08/11/20		16243	Beck, David W. - Payroll Bi-Weekly-Direct Deposit 8/11/2020	-	2,017.45	4,202,328.03
1258	PR	880241	08/11/20		16244	Bliss, Scott D. - Payroll Bi-Weekly-Direct Deposit 8/11/2020	-	11,071.18	4,191,256.85
1258	PR	880261	08/11/20		16245	Blum, Rodney A. - Payroll Bi-Weekly-Direct Deposit 8/11/2020	-	1,618.15	4,189,638.70
1258	PR	880286	08/11/20		16246	Brookins, Patricia M. - Payroll Bi-Weekly-Direct Deposit 8/11/2020	-	5,799.30	4,183,839.40
1258	PR	880309	08/11/20		16247	Brown Jr, Dennis F. - Payroll Bi-Weekly-Direct Deposit 8/11/2020	-	5,410.45	4,178,428.95
1258	PR	880331	08/11/20		16248	Brunk, Jacob A. - Payroll Bi-Weekly-Direct Deposit 8/11/2020	-	1,510.17	4,176,918.78
1258	PR	880356	08/11/20		16249	Buchanan, Ben D. - Payroll Bi-Weekly-Direct Deposit 8/11/2020	-	6,679.95	4,170,238.83
1258	PR	880378	08/11/20		16250	Bulters, Scott D. - Payroll Bi-Weekly-Direct Deposit 8/11/2020	-	2,046.51	4,168,192.32
1258	PR	880401	08/11/20		16251	Buntin, Darrell R. - Payroll Bi-Weekly-Direct Deposit 8/11/2020	-	4,146.61	4,164,045.71
1258	PR	880424	08/11/20		16252	Burch, Brian J. - Payroll Bi-Weekly-Direct Deposit 8/11/2020	-	2,516.33	4,161,529.38
1258	PR	880448	08/11/20		16253	Burch, Bryten J. - Payroll Bi-Weekly-Direct Deposit 8/11/2020	-	1,173.30	4,160,356.08
1258	PR	880475	08/11/20		16254	Burch, Caden C. - Payroll Bi-Weekly-Direct Deposit 8/11/2020	-	3,542.77	4,156,813.31
1258	PR	880498	08/11/20		16255	Burch, Kylee C. - Payroll Bi-Weekly-Direct Deposit 8/11/2020	-	915.11	4,155,898.20
1258	PR	880519	08/11/20		16256	Bushman, James V. - Payroll Bi-Weekly-Direct Deposit 8/11/2020	-	2,165.05	4,153,733.15

CAFMA-Central Arizona Fire and Medical
GL Account Ledger - Detail By Period
8/1/2020 through 8/31/2020

Batch	Journal	Entry #	Date	Job	Document	Description	Debits	Credits	Balance
10.1100.0.0.000			CASH WITH YAVAPAI COUNTY (CONTINUED)						
1258	PR	880544	08/11/20		16257	Butler, Jason - Payroll Bi-Weekly-Direct Deposit 8/11/2020	\$-	\$1,983.47	\$4,151,749.68
1258	PR	880565	08/11/20		16258	Butler, Karen S. - Payroll Bi-Weekly-Direct Deposit 8/11/2020	-	1,749.02	4,150,000.66
1258	PR	880593	08/11/20		16259	Butterfield, Jesse D. - Payroll Bi-Weekly-Direct Deposit 8/11/2020	-	1,101.80	4,148,898.86
1258	PR	880613	08/11/20		16260	Carothers, Robert C. - Payroll Bi-Weekly-Direct Deposit 8/11/2020	-	3,530.56	4,145,368.30
1258	PR	880637	08/11/20		16261	Cazaly, Marshall - Payroll Bi-Weekly-Direct Deposit 8/11/2020	-	1,280.72	4,144,087.58
1258	PR	880656	08/11/20		16262	Chase, Rick D. - Payroll Bi-Weekly-Direct Deposit 8/11/2020	-	3,471.43	4,140,616.15
1258	PR	880681	08/11/20		16263	Collins, Seth M. - Payroll Bi-Weekly-Direct Deposit 8/11/2020	-	1,357.66	4,139,258.49
1258	PR	880706	08/11/20		16264	Copenhaver, Douglas J. - Payroll Bi-Weekly-Direct Deposit 8/11/2020	-	1,863.11	4,137,395.38
1258	PR	880727	08/11/20		16265	Cox, Phillip C. - Payroll Bi-Weekly-Direct Deposit 8/11/2020	-	2,098.52	4,135,296.86
1258	PR	880750	08/11/20		16266	Croft, Adam J. - Payroll Bi-Weekly-Direct Deposit 8/11/2020	-	1,327.88	4,133,968.98
1258	PR	880772	08/11/20		16267	Crossman, Eric L. - Payroll Bi-Weekly-Direct Deposit 8/11/2020	-	1,733.95	4,132,235.03
1258	PR	880796	08/11/20		16268	Cruz, Steven R. - Payroll Bi-Weekly-Direct Deposit 8/11/2020	-	1,675.14	4,130,559.89
1258	PR	880819	08/11/20		16269	Cunningham, Cody A. - Payroll Bi-Weekly-Direct Deposit 8/11/2020	-	1,669.43	4,128,890.46
1258	PR	880843	08/11/20		16270	Curry, Robert C. - Payroll Bi-Weekly-Direct Deposit 8/11/2020	-	2,537.60	4,126,352.86
1258	PR	880868	08/11/20		16271	Davidson, Glenn T. - Payroll Bi-Weekly-Direct Deposit 8/11/2020	-	3,626.24	4,122,726.62
1258	PR	880891	08/11/20		16272	Davis, Bradley M. - Payroll Bi-Weekly-Direct Deposit 8/11/2020	-	3,428.48	4,119,298.14
1258	PR	880914	08/11/20		16273	DeJoria, Dana E. - Payroll Bi-Weekly-Direct Deposit 8/11/2020	-	866.42	4,118,431.72
1258	PR	880938	08/11/20		16274	Deering, Andrew L. - Payroll Bi-Weekly-Direct Deposit 8/11/2020	-	778.01	4,117,653.71
1258	PR	880963	08/11/20		16275	DiVall, Nelson - Payroll Bi-Weekly-Direct Deposit 8/11/2020	-	1,181.57	4,116,472.14
1258	PR	880988	08/11/20		16276	Dibble, Gordon L. - Payroll Bi-Weekly-Direct Deposit 8/11/2020	-	2,260.81	4,114,211.33
1258	PR	881012	08/11/20		16277	Dixson, Susanne M. - Payroll Bi-Weekly-Direct Deposit 8/11/2020	-	2,249.13	4,111,962.20
1258	PR	881038	08/11/20		16278	Douglas, Ren W. - Payroll Bi-Weekly-Direct Deposit 8/11/2020	-	1,846.06	4,110,116.14
1258	PR	881059	08/11/20		16279	Dowdy, Charles E. - Payroll Bi-Weekly-Direct Deposit 8/11/2020	-	1,814.68	4,108,301.46
1258	PR	881082	08/11/20		16280	DuCharme, Zachary J. - Payroll Bi-Weekly-Direct Deposit 8/11/2020	-	1,283.31	4,107,018.15
1258	PR	881105	08/11/20		16281	Duplessis, Robert A. - Payroll Bi-Weekly-Direct Deposit 8/11/2020	-	2,585.71	4,104,432.44

CAFMA-Central Arizona Fire and Medical
GL Account Ledger - Detail By Period
8/1/2020 through 8/31/2020

Batch	Journal	Entry #	Date	Job	Document	Description	Debits	Credits	Balance
10.1100.0.0.000			CASH WITH YAVAPAI COUNTY (CONTINUED)						
1258	PR	881131	08/11/20		16282	Eckle, Kellan J. - Payroll Bi-Weekly-Direct Deposit 8/11/2020	\$-	\$2,093.53	\$4,102,338.91
1258	PR	881153	08/11/20		16283	Edwards, David S. - Payroll Bi-Weekly-Direct Deposit 8/11/2020	-	2,169.38	4,100,169.53
1258	PR	881173	08/11/20		16284	Feddema, John J. - Payroll Bi-Weekly-Direct Deposit 8/11/2020	-	2,982.69	4,097,186.84
1258	PR	881201	08/11/20		16285	Ferris, Ryan M. - Payroll Bi-Weekly-Direct Deposit 8/11/2020	-	1,801.29	4,095,385.55
1258	PR	881224	08/11/20		16286	Fields, Brody J. - Payroll Bi-Weekly-Direct Deposit 8/11/2020	-	2,217.67	4,093,167.88
1258	PR	881246	08/11/20		16287	Fields, Zachary E. - Payroll Bi-Weekly-Direct Deposit 8/11/2020	-	2,094.78	4,091,073.10
1258	PR	881277	08/11/20		16288	Fournier, Nick T. - Payroll Bi-Weekly-Direct Deposit 8/11/2020	-	2,683.76	4,088,389.34
1258	PR	881298	08/11/20		16289	Frawley, Teresa A. - Payroll Bi-Weekly-Direct Deposit 8/11/2020	-	1,097.02	4,087,292.32
1258	PR	881319	08/11/20		16290	Frazier, Antonio - Payroll Bi-Weekly-Direct Deposit 8/11/2020	-	2,325.48	4,084,966.84
1258	PR	881340	08/11/20		16291	Freeman, Michael - Payroll Bi-Weekly-Direct Deposit 8/11/2020	-	1,540.53	4,083,426.31
1258	PR	881363	08/11/20		16292	Freitag, Scott A. - Payroll Bi-Weekly-Direct Deposit 8/11/2020	-	3,821.19	4,079,605.12
1258	PR	881387	08/11/20		16293	Gallman, Timothy B. - Payroll Bi-Weekly-Direct Deposit 8/11/2020	-	2,026.05	4,077,579.07
1258	PR	881408	08/11/20		16294	Gentle, Joshua A. - Payroll Bi-Weekly-Direct Deposit 8/11/2020	-	1,054.92	4,076,524.15
1258	PR	881431	08/11/20		16295	Gillihan, Jim W. - Payroll Bi-Weekly-Direct Deposit 8/11/2020	-	1,341.42	4,075,182.73
1258	PR	881457	08/11/20		16296	Ginn, James E. - Payroll Bi-Weekly-Direct Deposit 8/11/2020	-	1,854.64	4,073,328.09
1258	PR	881479	08/11/20		16297	Goodman, Laurie K. - Payroll Bi-Weekly-Direct Deposit 8/11/2020	-	818.45	4,072,509.64
1258	PR	881509	08/11/20		16298	Gray, JT A. - Payroll Bi-Weekly-Direct Deposit 8/11/2020	-	2,998.49	4,069,511.15
1258	PR	881538	08/11/20		16299	Guzzo, Nicholas R. - Payroll Bi-Weekly-Direct Deposit 8/11/2020	-	1,270.07	4,068,241.08
1258	PR	881564	08/11/20		16300	Hall, Jace R. - Payroll Bi-Weekly-Direct Deposit 8/11/2020	-	1,293.83	4,066,947.25
1258	PR	881590	08/11/20		16301	Harper, Leslie R. - Payroll Bi-Weekly-Direct Deposit 8/11/2020	-	1,471.76	4,065,475.49
1258	PR	881613	08/11/20		16302	Hlavacek, Evan - Payroll Bi-Weekly-Direct Deposit 8/11/2020	-	2,022.50	4,063,452.99
1258	PR	881635	08/11/20		16303	Horstman, Stephen W. - Payroll Bi-Weekly-Direct Deposit 8/11/2020	-	2,470.99	4,060,982.00
1258	PR	881656	08/11/20		16304	Huddleston, Michael B. - Payroll Bi-Weekly-Direct Deposit 8/11/2020	-	2,228.54	4,058,753.46
1258	PR	881682	08/11/20		16305	Hutchison, Ethan K. - Payroll Bi-Weekly-Direct Deposit 8/11/2020	-	1,090.56	4,057,662.90
1258	PR	881700	08/11/20		16306	Ingrao, Jory - Payroll Bi-Weekly-Direct Deposit 8/11/2020	-	4,738.58	4,052,924.32

CAFMA-Central Arizona Fire and Medical
GL Account Ledger - Detail By Period
8/1/2020 through 8/31/2020

Batch	Journal	Entry #	Date	Job	Document	Description	Debits	Credits	Balance
10.1100.0.0.000			CASH WITH YAVAPAI COUNTY (CONTINUED)						
1258	PR	881726	08/11/20		16307	Jacobson, Terrence L. - Payroll Bi-Weekly-Direct Deposit 8/11/2020	\$-	\$1,938.44	\$4,050,985.88
1258	PR	881745	08/11/20		16308	Jimenez, Valentin - Payroll Bi-Weekly-Direct Deposit 8/11/2020	-	1,259.85	4,049,726.03
1258	PR	881773	08/11/20		16309	Jones, Shaun D. - Payroll Bi-Weekly-Direct Deposit 8/11/2020	-	2,129.91	4,047,596.12
1258	PR	881798	08/11/20		16310	King, Jeremiah D. - Payroll Bi-Weekly-Direct Deposit 8/11/2020	-	2,412.77	4,045,183.35
1258	PR	881824	08/11/20		16311	Kirk, Jaron J. - Payroll Bi-Weekly-Direct Deposit 8/11/2020	-	2,233.46	4,042,949.89
1258	PR	881846	08/11/20		16312	Kohler, Travis W. - Payroll Bi-Weekly-Direct Deposit 8/11/2020	-	2,682.99	4,040,266.90
1258	PR	881874	08/11/20		16313	Kontz, Michael V. - Payroll Bi-Weekly-Direct Deposit 8/11/2020	-	3,925.11	4,036,341.79
1258	PR	881898	08/11/20		16314	Kumpula, Adrian K. - Payroll Bi-Weekly-Direct Deposit 8/11/2020	-	1,224.57	4,035,117.22
1258	PR	881921	08/11/20		16315	Kuykendall, Jeffery W. - Payroll Bi-Weekly-Direct Deposit 8/11/2020	-	3,366.30	4,031,750.92
1258	PR	881941	08/11/20		16316	Lambrecht, Marci J. - Payroll Bi-Weekly-Direct Deposit 8/11/2020	-	1,027.75	4,030,723.17
1258	PR	881963	08/11/20		16317	Legge, David B. - Payroll Bi-Weekly-Direct Deposit 8/11/2020	-	2,341.56	4,028,381.61
1258	PR	881988	08/11/20		16318	Litchfield, Ronald K. - Payroll Bi-Weekly-Direct Deposit 8/11/2020	-	2,124.74	4,026,256.87
1258	PR	882009	08/11/20		16319	Lopeman, Keith A. - Payroll Bi-Weekly-Direct Deposit 8/11/2020	-	2,007.97	4,024,248.90
1258	PR	882035	08/11/20		16320	Lund, Kyle L. - Payroll Bi-Weekly-Direct Deposit 8/11/2020	-	1,562.83	4,022,686.07
1258	PR	882060	08/11/20		16321	Lynch, Peter J. - Payroll Bi-Weekly-Direct Deposit 8/11/2020	-	1,495.49	4,021,190.58
1258	PR	882086	08/11/20		16322	Lys, Damian P. - Payroll Bi-Weekly-Direct Deposit 8/11/2020	-	3,184.63	4,018,005.95
1258	PR	882111	08/11/20		16323	Mauldin, Mark E. - Payroll Bi-Weekly-Direct Deposit 8/11/2020	-	2,555.82	4,015,450.13
1258	PR	882132	08/11/20		16324	Mayhall, Mathew T. - Payroll Bi-Weekly-Direct Deposit 8/11/2020	-	2,428.09	4,013,022.04
1258	PR	882152	08/11/20		16325	Mazon, Joshua M. - Payroll Bi-Weekly-Direct Deposit 8/11/2020	-	2,648.89	4,010,373.15
1258	PR	882178	08/11/20		16326	Mazzella, Marc A. - Payroll Bi-Weekly-Direct Deposit 8/11/2020	-	1,687.95	4,008,685.20
1258	PR	882203	08/11/20		16327	McCarthy, Nicholas A. - Payroll Bi-Weekly-Direct Deposit 8/11/2020	-	1,597.30	4,007,087.90
1258	PR	882227	08/11/20		16328	McCarty, Daniel L. - Payroll Bi-Weekly-Direct Deposit 8/11/2020	-	1,551.06	4,005,536.84
1258	PR	882254	08/11/20		16329	McFadden, Matthew C. - Payroll Bi-Weekly-Direct Deposit 8/11/2020	-	1,403.02	4,004,133.82
1258	PR	882281	08/11/20		16330	McFadden, Michael J. - Payroll Bi-Weekly-Direct Deposit 8/11/2020	-	2,199.14	4,001,934.68
1258	PR	882307	08/11/20		16331	McGuire, Thaddeus J. - Payroll Bi-Weekly-Direct Deposit 8/11/2020	-	1,551.80	4,000,382.88

CAFMA-Central Arizona Fire and Medical
GL Account Ledger - Detail By Period
8/1/2020 through 8/31/2020

Batch	Journal	Entry #	Date	Job	Document	Description	Debits	Credits	Balance
10.1100.0.0.000			CASH WITH YAVAPAI COUNTY (CONTINUED)						
1258	PR	882329	08/11/20		16332	McIntire, Jacob V. - Payroll Bi-Weekly-Direct Deposit 8/11/2020	\$-	\$1,909.47	\$3,998,473.41
1258	PR	882351	08/11/20		16333	Merrill, Eric R. - Payroll Bi-Weekly-Direct Deposit 8/11/2020	-	2,011.21	3,996,462.20
1258	PR	882375	08/11/20		16334	Mills, Brett S. - Payroll Bi-Weekly-Direct Deposit 8/11/2020	-	1,156.52	3,995,305.68
1258	PR	882397	08/11/20		16335	Moore, Aaron J. - Payroll Bi-Weekly-Direct Deposit 8/11/2020	-	1,506.24	3,993,799.44
1258	PR	882424	08/11/20		16336	Moore, Ryan T. - Payroll Bi-Weekly-Direct Deposit 8/11/2020	-	2,066.83	3,991,732.61
1258	PR	882453	08/11/20		16337	Muniz, Thomas E. - Payroll Bi-Weekly-Direct Deposit 8/11/2020	-	1,950.60	3,989,782.01
1258	PR	882478	08/11/20		16338	Nelson, Michael J. - Payroll Bi-Weekly-Direct Deposit 8/11/2020	-	3,389.51	3,986,392.50
1258	PR	882505	08/11/20		16339	Niemynski, Doug T. - Payroll Bi-Weekly-Direct Deposit 8/11/2020	-	2,612.67	3,983,779.83
1258	PR	882533	08/11/20		16340	Nolan, Jason K. - Payroll Bi-Weekly-Direct Deposit 8/11/2020	-	2,159.15	3,981,620.68
1258	PR	882560	08/11/20		16341	Olson, Rick C. - Payroll Bi-Weekly-Direct Deposit 8/11/2020	-	2,776.13	3,978,844.55
1258	PR	882583	08/11/20		16342	Overmyer, Titus C. - Payroll Bi-Weekly-Direct Deposit 8/11/2020	-	1,147.68	3,977,696.87
1258	PR	882603	08/11/20		16343	Parra, Dustin A. - Payroll Bi-Weekly-Direct Deposit 8/11/2020	-	2,452.55	3,975,244.32
1258	PR	882630	08/11/20		16344	Parra, Payton S. - Payroll Bi-Weekly-Direct Deposit 8/11/2020	-	1,543.16	3,973,701.16
1258	PR	882650	08/11/20		16345	Peckham, Christopher D. - Payroll Bi-Weekly-Direct Deposit 8/11/2020	-	1,620.82	3,972,080.34
1258	PR	882676	08/11/20		16346	Pena, Christopher D. - Payroll Bi-Weekly-Direct Deposit 8/11/2020	-	1,604.83	3,970,475.51
1258	PR	882700	08/11/20		16347	Perez, Anthony R. - Payroll Bi-Weekly-Direct Deposit 8/11/2020	-	1,256.12	3,969,219.39
1258	PR	882727	08/11/20		16348	Perkins, Shane M. - Payroll Bi-Weekly-Direct Deposit 8/11/2020	-	1,063.06	3,968,156.33
1258	PR	882752	08/11/20		16349	Poliakon, Brett M. - Payroll Bi-Weekly-Direct Deposit 8/11/2020	-	2,461.72	3,965,694.61
1258	PR	882777	08/11/20		16350	Postula, Justin M. - Payroll Bi-Weekly-Direct Deposit 8/11/2020	-	1,862.51	3,963,832.10
1258	PR	882799	08/11/20		16351	Postula, Karl A. - Payroll Bi-Weekly-Direct Deposit 8/11/2020	-	2,166.96	3,961,665.14
1258	PR	882820	08/11/20		16352	Prange, Ross L. - Payroll Bi-Weekly-Direct Deposit 8/11/2020	-	2,755.19	3,958,909.95
1258	PR	882844	08/11/20		16353	Pruitt, Robert E. - Payroll Bi-Weekly-Direct Deposit 8/11/2020	-	2,729.12	3,956,180.83
1258	PR	882865	08/11/20		16354	Rafters, William C. - Payroll Bi-Weekly-Direct Deposit 8/11/2020	-	1,235.42	3,954,945.41
1258	PR	882888	08/11/20		16355	Redfern, Joshua L. - Payroll Bi-Weekly-Direct Deposit 8/11/2020	-	1,634.11	3,953,311.30
1258	PR	882912	08/11/20		16356	Reeves, Katherine D. - Payroll Bi-Weekly-Direct Deposit 8/11/2020	-	1,142.99	3,952,168.31

CAFMA-Central Arizona Fire and Medical
GL Account Ledger - Detail By Period
8/1/2020 through 8/31/2020

Batch	Journal	Entry #	Date	Job	Document	Description	Debits	Credits	Balance
10.1100.0.0.000			CASH WITH YAVAPAI COUNTY (CONTINUED)						
1258	PR	882935	08/11/20		16357	Rendl, Robert A. - Payroll Bi-Weekly-Direct Deposit 8/11/2020	\$-	\$2,633.50	\$3,949,534.81
1258	PR	882959	08/11/20		16358	Reyes, Adam N. - Payroll Bi-Weekly-Direct Deposit 8/11/2020	-	1,881.22	3,947,653.59
1258	PR	882977	08/11/20		16359	Roberts, Jerry R. - Payroll Bi-Weekly-Direct Deposit 8/11/2020	-	2,306.38	3,945,347.21
1258	PR	883004	08/11/20		16360	Rocha, Edgar O. - Payroll Bi-Weekly-Direct Deposit 8/11/2020	-	1,115.23	3,944,231.98
1258	PR	883031	08/11/20		16361	Roche, Benjamin H. - Payroll Bi-Weekly-Direct Deposit 8/11/2020	-	4,235.68	3,939,996.30
1258	PR	883041	08/11/20		16362	Rorick, Norman T. - Payroll Bi-Weekly-Direct Deposit 8/11/2020	-	451.88	3,939,544.42
1258	PR	883064	08/11/20		16363	Rose, Cody S. - Payroll Bi-Weekly-Direct Deposit 8/11/2020	-	3,034.11	3,936,510.31
1258	PR	883094	08/11/20		16364	Runo, Kyle E. - Payroll Bi-Weekly-Direct Deposit 8/11/2020	-	1,749.14	3,934,761.17
1258	PR	883120	08/11/20		16365	Ryan, Keith M. - Payroll Bi-Weekly-Direct Deposit 8/11/2020	-	702.69	3,934,058.48
1258	PR	883143	08/11/20		16366	Scaife, Domenic J. - Payroll Bi-Weekly-Direct Deposit 8/11/2020	-	3,496.55	3,930,561.93
1258	PR	883164	08/11/20		16367	Schuster Jr., Alan J. - Payroll Bi-Weekly-Direct Deposit 8/11/2020	-	4,637.45	3,925,924.48
1258	PR	883186	08/11/20		16368	Seets, James W. - Payroll Bi-Weekly-Direct Deposit 8/11/2020	-	5,859.25	3,920,065.23
1258	PR	883212	08/11/20		16369	Sheldon, Wesley K. - Payroll Bi-Weekly-Direct Deposit 8/11/2020	-	1,452.96	3,918,612.27
1258	PR	883233	08/11/20		16370	Sims, Lacie J. - Payroll Bi-Weekly-Direct Deposit 8/11/2020	-	953.64	3,917,658.63
1258	PR	883255	08/11/20		16371	Sims, Michael H. - Payroll Bi-Weekly-Direct Deposit 8/11/2020	-	1,681.82	3,915,976.81
1258	PR	883278	08/11/20		16372	Slay, Marcie C. - Payroll Bi-Weekly-Direct Deposit 8/11/2020	-	980.40	3,914,996.41
1258	PR	883288	08/11/20		16373	Smith, Andrea L. - Payroll Bi-Weekly-Direct Deposit 8/11/2020	-	919.05	3,914,077.36
1258	PR	883313	08/11/20		16374	Smith, Jacob A. - Payroll Bi-Weekly-Direct Deposit 8/11/2020	-	966.64	3,913,110.72
1258	PR	883340	08/11/20		16375	Smith, Russell - Payroll Bi-Weekly-Direct Deposit 8/11/2020	-	1,558.26	3,911,552.46
1258	PR	883363	08/11/20		16376	Smith, Travis L. - Payroll Bi-Weekly-Direct Deposit 8/11/2020	-	6,599.07	3,904,953.39
1258	PR	883385	08/11/20		16377	Snyder, Timothy E. - Payroll Bi-Weekly-Direct Deposit 8/11/2020	-	1,905.49	3,903,047.90
1258	PR	883407	08/11/20		16378	Stewart, Jeff - Payroll Bi-Weekly-Direct Deposit 8/11/2020	-	1,688.69	3,901,359.21
1258	PR	883433	08/11/20		16379	Stooks, Wallace C. - Payroll Bi-Weekly-Direct Deposit 8/11/2020	-	2,462.93	3,898,896.28
1258	PR	883457	08/11/20		16380	Stretton, Garrett M. - Payroll Bi-Weekly-Direct Deposit 8/11/2020	-	1,211.67	3,897,684.61
1258	PR	883476	08/11/20		16381	Tarver, Shawn S. - Payroll Bi-Weekly-Direct Deposit 8/11/2020	-	3,511.73	3,894,172.88

CAFMA-Central Arizona Fire and Medical
GL Account Ledger - Detail By Period
8/1/2020 through 8/31/2020

Batch	Journal	Entry #	Date	Job	Document	Description	Debits	Credits	Balance
10.1100.0.0.000			CASH WITH YAVAPAI COUNTY (CONTINUED)						
1258	PR	883499	08/11/20		16382	Tharp, David S. - Payroll Bi-Weekly-Direct Deposit 8/11/2020	\$-	\$2,345.76	\$3,891,827.12
1258	PR	883528	08/11/20		16383	Thompson, Jacob S. - Payroll Bi-Weekly-Direct Deposit 8/11/2020	-	1,855.37	3,889,971.75
1258	PR	883557	08/11/20		16384	Tillich, Timothy A. - Payroll Bi-Weekly-Direct Deposit 8/11/2020	-	1,613.15	3,888,358.60
1258	PR	883580	08/11/20		16385	Trask, Ryan A. - Payroll Bi-Weekly-Direct Deposit 8/11/2020	-	2,043.65	3,886,314.95
1258	PR	883607	08/11/20		16386	Trujillo, Erik J. - Payroll Bi-Weekly-Direct Deposit 8/11/2020	-	5,572.14	3,880,742.81
1258	PR	883627	08/11/20		16387	Tucker, Michael I. - Payroll Bi-Weekly-Direct Deposit 8/11/2020	-	1,929.25	3,878,813.56
1258	PR	883652	08/11/20		16388	Turner, Kenneth R. - Payroll Bi-Weekly-Direct Deposit 8/11/2020	-	2,101.71	3,876,711.85
1258	PR	883672	08/11/20		16389	VanTuyl, Jonah D. - Payroll Bi-Weekly-Direct Deposit 8/11/2020	-	2,508.90	3,874,202.95
1258	PR	883699	08/11/20		16390	Vanatta, Justin B. - Payroll Bi-Weekly-Direct Deposit 8/11/2020	-	1,876.31	3,872,326.64
1258	PR	883721	08/11/20		16391	Viscardi, Karen W. - Payroll Bi-Weekly-Direct Deposit 8/11/2020	-	1,184.53	3,871,142.11
1258	PR	883746	08/11/20		16392	Wagner, Adam D. - Payroll Bi-Weekly-Direct Deposit 8/11/2020	-	2,255.11	3,868,887.00
1258	PR	883773	08/11/20		16393	Weiland, Kayleen R. - Payroll Bi-Weekly-Direct Deposit 8/11/2020	-	1,197.81	3,867,689.19
1258	PR	883795	08/11/20		16394	Wittenberg, David J. - Payroll Bi-Weekly-Direct Deposit 8/11/2020	-	1,972.92	3,865,716.27
1258	PR	883821	08/11/20		16395	Zazueta, Robert P. - Payroll Bi-Weekly-Direct Deposit 8/11/2020	-	3,136.97	3,862,579.30
1263	CR	884031	08/11/20		167	PURDIN, NICK -	1,231.96	-	3,863,811.26
1262	CR	883876	08/11/20		1836	CAMACHO, ALBERT -	458.29	-	3,864,269.55
1263	CR	884034	08/11/20		2005	VAIRMA, CATHERINE -	384.94	-	3,864,654.49
1262	CR	883885	08/11/20		211589	CAMACHO, ALBERT -	260.00	-	3,864,914.49
1262	CR	883886	08/11/20		211589	COLE, BRIAN -	82.62	-	3,864,997.11
1262	CR	883887	08/11/20		211589	COOK, CHARLES -	82.62	-	3,865,079.73
1262	CR	883888	08/11/20		211589	CORDES, GARY -	260.00	-	3,865,339.73
1262	CR	883889	08/11/20		211589	CURTIS, DAVID -	150.00	-	3,865,489.73
1262	CR	883890	08/11/20		211589	DALE, JACK -	82.62	-	3,865,572.35
1262	CR	883891	08/11/20		211589	DIBBLE, STEVE -	82.62	-	3,865,654.97
1262	CR	883892	08/11/20		211589	EMERY, STEPHEN -	150.00	-	3,865,804.97
1262	CR	883893	08/11/20		211589	Gnagey, Daniel -	260.00	-	3,866,064.97
1262	CR	883894	08/11/20		211589	HARRIS, ALLEN -	82.62	-	3,866,147.59
1262	CR	883895	08/11/20		211589	INGRAO, JACK -	82.62	-	3,866,230.21
1262	CR	883896	08/11/20		211589	JOHNSON, DAVID L -	106.08	-	3,866,336.29
1262	CR	883897	08/11/20		211589	KELLEY, JOE -	40.80	-	3,866,377.09
1262	CR	883898	08/11/20		211589	LOPEZ, RODNEY -	82.62	-	3,866,459.71
1262	CR	883899	08/11/20		211589	MCCONNELL, DAVE -	106.08	-	3,866,565.79
1262	CR	883900	08/11/20		211589	MCKINNON, ALEX -	260.00	-	3,866,825.79
1262	CR	883901	08/11/20		211589	MOORE, SCOTT -	82.62	-	3,866,908.41

CAFMA-Central Arizona Fire and Medical
GL Account Ledger - Detail By Period
8/1/2020 through 8/31/2020

Batch	Journal	Entry #	Date	Job	Document	Description	Debits	Credits	Balance
10.1100.0.0.000			CASH WITH YAVAPAI COUNTY (CONTINUED)						
1262	CR	883902	08/11/20		211589	NESS, DANIEL -	\$150.00	\$-	\$3,867,058.41
1262	CR	883903	08/11/20		211589	PARRISH, MICHAEL -	40.80	-	3,867,099.21
1262	CR	883904	08/11/20		211589	POLACEK, JEFF -	260.00	-	3,867,359.21
1262	CR	883905	08/11/20		211589	Reyes, Charlie -	82.62	-	3,867,441.83
1262	CR	883906	08/11/20		211589	ROBISON, MICHAEL J. -	82.62	-	3,867,524.45
1262	CR	883907	08/11/20		211589	Valadez, Armando -	260.00	-	3,867,784.45
1262	CR	883908	08/11/20		211589	VANATTA, DAVIN -	150.00	-	3,867,934.45
1262	CR	883909	08/11/20		211589	WILHARM, BRIAN -	260.00	-	3,868,194.45
1262	CR	883910	08/11/20		211602	Mills, Brett -	260.00	-	3,868,454.45
1263	CR	884032	08/11/20		2141	BENTZ, KARL -	294.33	-	3,868,748.78
1263	CR	884026	08/11/20		2257	CURTIS, DAVID -	628.85	-	3,869,377.63
1262	CR	883879	08/11/20		25642621	MOLINA, ROBERT -	13.94	-	3,869,391.57
1262	CR	883877	08/11/20		2603583018	ROUNDY, NEWELL -	2,117.16	-	3,871,508.73
1263	CR	884037	08/11/20		2620	IRWIN, DAVID & JUDY -	513.31	-	3,872,022.04
1261	CR	883860	08/11/20		26545440262	SHARBER, ROSIE -	67.00	-	3,872,089.04
1261	CR	883858	08/11/20		3094	CROWDER, MARY -	237.15	-	3,872,326.19
1263	CR	884029	08/11/20		3112	Dawydiuk, Lori -	282.89	-	3,872,609.08
1262	CR	883878	08/11/20		36134735	WILLER, PATRICK & MICHELLE -	1,157.12	-	3,873,766.20
1263	CR	884027	08/11/20		394	Prather, Sam and Patricia -	2,266.64	-	3,876,032.84
1262	CR	883880	08/11/20		39953	ROSENBAUER MOTORS -	378.52	-	3,876,411.36
1263	CR	884028	08/11/20		469	WENDLANDT, ROBERT & SANDRA -	925.78	-	3,877,337.14
1262	CR	884020	08/11/20		6050	PLANS REVIEW -	392.00	-	3,877,729.14
1261	CR	883857	08/11/20		641	McCarty, Sue -	251.91	-	3,877,981.05
1262	CR	884019	08/11/20		6570	7710 Insurance Company -	1,821.70	-	3,879,802.75
1262	CR	884018	08/11/20		6576	7710 Insurance Company -	1,511.58	-	3,881,314.33
1262	CR	883882	08/11/20		706101417	VERDE VALLEY FIRE DISTRICT -	467.18	-	3,881,781.51
1262	CR	883881	08/11/20		706600528	Yarnell Fire District -	260.99	-	3,882,042.50
1263	CR	884024	08/11/20		7140	JONES, EDWARD AND TWILLA -	1,393.15	-	3,883,435.65
1262	CR	883883	08/11/20		756721412	COPPER CANYON FIRE & MEDICAL -	6,072.64	-	3,889,508.29
1263	CR	884033	08/11/20		7799	MATTERT, TRACY -	683.46	-	3,890,191.75
1262	CR	883884	08/11/20		9706797	AZ Dept of Forestry & Fire Mgt -	60,704.56	-	3,950,896.31
1269	CD	884196	08/24/20		25AUG2020-DIR-DEI	Chase Bank - PR - DIRECT DEPOSIT PPE 8-15-20	337,220.89	-	4,288,117.20
1269	CD	884074	08/24/20		756739736	A1 Water Bulk Delivery Svc LLC - Cash Disbursement A1WADE	-	120.00	4,287,997.20
1269	CD	884076	08/24/20		756739737	Anderson Asphalt Svcs&Contract - Cash Disbursement ANASSE	-	2,500.00	4,285,497.20
1269	CD	884078	08/24/20		756739738	APS - Cash Disbursement APS	-	11,814.89	4,273,682.31
1269	CD	884109	08/24/20		756739740	Arizona Line Workers LLC - Cash Disbursement ARLIWO	-	3,103.80	4,270,578.51
1269	CD	884113	08/24/20		756739741	Arizona PPE Recon, Inc - Cash Disbursement ARPPER	-	1,222.50	4,269,356.01
1269	CD	884117	08/24/20		756739742	BACKBOARDS BOOMERANG - Cash Disbursement BABOBO	-	405.00	4,268,951.01
1269	CD	884119	08/24/20		756739743	Bennett Oil - Cash Disbursement BENOIL	-	539.43	4,268,411.58
1269	CD	884121	08/24/20		756739744	Bound Tree Medical LLC - Cash Disbursement BOTRME	-	15,619.85	4,252,791.73

CAFMA-Central Arizona Fire and Medical
GL Account Ledger - Detail By Period
8/1/2020 through 8/31/2020

Batch	Journal	Entry #	Date	Job	Document	Description	Debits	Credits	Balance
10.1100.0.0.000			CASH WITH YAVAPAI COUNTY (CONTINUED)						
1269	CD	884178	08/24/20		756739748	Bradshaw Mtn Environmental Inc - Cash Disbursement BRMOEN	\$-	\$110.00	\$4,252,681.73
1269	CD	884180	08/24/20		756739749	B & W Fire Security Systems - Cash Disbursement BWFISE	-	173.00	4,252,508.73
1269	CD	884182	08/24/20		756739750	Cable One Business - Cash Disbursement CABONE	-	1,044.26	4,251,464.47
1269	CD	884186	08/24/20		756739751	CenturyLink - Cash Disbursement CENLIN	-	764.25	4,250,700.22
1269	CD	884195	08/24/20		756739752	Chase Bank - Cash Disbursement CHASE	-	731,960.71	3,518,739.51
1269	CD	884225	08/24/20		756739754	Chase Card Services - Cash Disbursement CHCASE	-	11,271.78	3,507,467.73
1269	CD	884435	08/24/20		756739767	City of Prescott - Cash Disbursement CITPRE	-	463.35	3,507,004.38
1269	CD	884440	08/24/20		756739768	Cornwell Tools - Cash Disbursement CORNWE	-	21.77	3,506,982.61
1269	CD	884443	08/24/20		756739769	Gary Crisenbery - Cash Disbursement CRIGAR	-	1,875.00	3,505,107.61
1269	CD	884445	08/24/20		756739770	Cummins Rocky Mountain LLC - Cash Disbursement CUROMO	-	157.74	3,504,949.87
1269	CD	884449	08/24/20		756739771	Curtis Tools for Heroes - Cash Disbursement CUTOHE	-	4,523.12	3,500,426.75
1269	CD	884460	08/24/20		756739772	Daniel's Tuxedo & Tailor - Cash Disbursement DANMEN	-	199.00	3,500,227.75
1269	CD	884463	08/24/20		756739773	Dish Network - Cash Disbursement DISNET	-	123.06	3,500,104.69
1269	CD	884466	08/24/20		756739774	El Rey Pumping Service - Cash Disbursement ELREPU	-	2,200.00	3,497,904.69
1269	CD	884470	08/24/20		756739775	FEDEX - Cash Disbursement FEDEXP	-	112.39	3,497,792.30
1269	CD	884473	08/24/20		756739776	AZ PSPRS - Cash Disbursement FIFIPO	-	6,400.00	3,491,392.30
1269	CD	884479	08/24/20		756739777	Freightliner of AZ, LLC - Cash Disbursement FROFAR	-	725.85	3,490,666.45
1269	CD	884483	08/24/20		756739778	Galpin Ford, Inc. - Cash Disbursement GALFOR	-	222.54	3,490,443.91
1269	CD	884488	08/24/20		756739779	Healthcare Medical Waste Svcs - Cash Disbursement HEMEWA	-	52.82	3,490,391.09
1269	CD	884491	08/24/20		756739780	Hillyard-Flagstaff - Cash Disbursement HILLYA	-	396.89	3,489,994.20
1269	CD	884499	08/24/20		756739781	International Code Council Inc - Cash Disbursement INCOCO	-	250.64	3,489,743.56
1269	CD	884502	08/24/20		756739782	INSIGHT PUBLIC SECTOR, INC - Cash Disbursement INPUSE	-	639.20	3,489,104.36
1269	CD	884506	08/24/20		756739783	Interstate Batteries - Cash Disbursement INTBAT	-	604.20	3,488,500.16
1269	CD	884512	08/24/20		756739784	KAIROS Health Arizona, Inc - Cash Disbursement KAIROS	-	155,242.08	3,333,258.08
1269	CD	884527	08/24/20		756739785	Laerdal Medical Corporation - Cash Disbursement LAMECO	-	3,330.22	3,329,927.86
1269	CD	884535	08/24/20		756739786	Manzanita Landscaping, Inc - Cash Disbursement MANLAN	-	658.00	3,329,269.86
1269	CD	884537	08/24/20		756739787	Markets West Office Furniture - Cash Disbursement MARWES	-	11,472.61	3,317,797.25
1269	CD	884543	08/24/20		756739788	Matheson Tri-Gas, Inc - Cash Disbursement MATTRI	-	255.04	3,317,542.21
1269	CD	884550	08/24/20		756739789	Melcher Printing, Inc - Cash Disbursement MELPRI	-	489.13	3,317,053.08
1269	CD	884557	08/24/20		756739790	National Fire Codes - Cash Disbursement NFPA	-	175.00	3,316,878.08
1269	CD	884559	08/24/20		756739791	PV Economic Development Found - Cash Disbursement PVEUDE	-	102.00	3,316,776.08
1269	CD	884561	08/24/20		756739792	Questionmark Corporation - Cash Disbursement QUECOR	-	4,075.00	3,312,701.08
1269	CD	884563	08/24/20		756739793	RWC Group - Cash Disbursement RWCINT	-	362.68	3,312,338.40
1269	CD	884567	08/24/20		756739794	Smart Document Solutions - Cash Disbursement SMDOSO	-	469.30	3,311,869.10

CAFMA-Central Arizona Fire and Medical
GL Account Ledger - Detail By Period
8/1/2020 through 8/31/2020

Batch	Journal	Entry #	Date	Job	Document	Description	Debits	Credits	Balance
10.1100.0.0.000			CASH WITH YAVAPAI COUNTY (CONTINUED)						
1269	CD	884573	08/24/20		756739795	Besonson Tools LLC - Cash Disbursement SNONTO	\$-	\$38.24	\$3,311,830.86
1269	CD	884578	08/24/20		756739796	Staples Contract & Commerc.Inc - Cash Disbursement STACOM	-	987.76	3,310,843.10
1269	CD	884608	08/24/20		756739798	Stryker Sales Corporation - Cash Disbursement STSACO	-	6,618.77	3,304,224.33
1269	CD	884611	08/24/20		756739799	The Hike Shack - Cash Disbursement THHISH	-	458.23	3,303,766.10
1269	CD	884616	08/24/20		756739800	Town of Prescott Valley - Cash Disbursement TOPRVA	-	1,346.76	3,302,419.34
1269	CD	884629	08/24/20		756739801	Unisource Energy Services - Cash Disbursement UNENSE	-	87.74	3,302,331.60
1269	CD	884634	08/24/20		756739802	United Fire Equipment Company - Cash Disbursement UNFIEQ	-	42,027.23	3,260,304.37
1269	CD	884640	08/24/20		756739803	United Disposal, Inc - Cash Disbursement UNIDIS	-	198.00	3,260,106.37
1269	CD	884642	08/24/20		756739804	Verizon Wireless - Cash Disbursement VERWIR	-	4,369.10	3,255,737.27
1269	CD	884647	08/24/20		756739805	Virtual Graffiti, Inc. - Cash Disbursement VIRGRA	-	3,524.75	3,252,212.52
1269	CD	884653	08/24/20		756739806	W.W. Williams Company LLC - Cash Disbursement WWWILL	-	234.73	3,251,977.79
1269	CD	884657	08/24/20		756739807	YRMCPD PHYSICIAN PRACTICES - Cash Disbursement YRMCPD	-	161.64	3,251,816.15
1269	CD	884659	08/24/20		756739808	Zebrascares LLC - Cash Disbursement ZEBRAS	-	290.00	3,251,526.15
1271	PR	891824	08/25/20		16396	Abel, Todd D. - Payroll Bi-Weekly-Direct Deposit 8/25/2020	-	2,727.11	3,248,799.04
1271	PR	891849	08/25/20		16397	Apolinar, Johnathan R. - Payroll Bi-Weekly-Direct Deposit 8/25/2020	-	1,425.93	3,247,373.11
1271	PR	891872	08/25/20		16398	Baker, Mark A. - Payroll Bi-Weekly-Direct Deposit 8/25/2020	-	1,993.24	3,245,379.87
1271	PR	891894	08/25/20		16399	Balsitis, Carolyn B. - Payroll Bi-Weekly-Direct Deposit 8/25/2020	-	865.35	3,244,514.52
1271	PR	891916	08/25/20		16400	Barnum, Josh M. - Payroll Bi-Weekly-Direct Deposit 8/25/2020	-	1,929.81	3,242,584.71
1271	PR	891942	08/25/20		16401	Basurto-Cancino, Leobardo - Payroll Bi-Weekly-Direct Deposit 8/25/2020	-	1,130.03	3,241,454.68
1271	PR	891962	08/25/20		16402	Beck, David W. - Payroll Bi-Weekly-Direct Deposit 8/25/2020	-	2,017.45	3,239,437.23
1271	PR	891979	08/25/20		16403	Bliss, Scott D. - Payroll Bi-Weekly-Direct Deposit 8/25/2020	-	2,929.51	3,236,507.72
1271	PR	892001	08/25/20		16404	Blum, Rodney A. - Payroll Bi-Weekly-Direct Deposit 8/25/2020	-	1,660.21	3,234,847.51
1271	PR	892026	08/25/20		16405	Brookins, Patricia M. - Payroll Bi-Weekly-Direct Deposit 8/25/2020	-	2,186.03	3,232,661.48
1271	PR	892047	08/25/20		16406	Brown Jr, Dennis F. - Payroll Bi-Weekly-Direct Deposit 8/25/2020	-	2,312.49	3,230,348.99
1271	PR	892069	08/25/20		16407	Brunk, Jacob A. - Payroll Bi-Weekly-Direct Deposit 8/25/2020	-	1,510.17	3,228,838.82
1271	PR	892093	08/25/20		16408	Buchanan, Ben D. - Payroll Bi-Weekly-Direct Deposit 8/25/2020	-	2,744.14	3,226,094.68
1271	PR	892116	08/25/20		16409	Bulters, Scott D. - Payroll Bi-Weekly-Direct Deposit 8/25/2020	-	3,284.96	3,222,809.72
1271	PR	892138	08/25/20		16410	Buntin, Darrell R. - Payroll Bi-Weekly-Direct Deposit 8/25/2020	-	1,744.66	3,221,065.06

CAFMA-Central Arizona Fire and Medical
GL Account Ledger - Detail By Period
8/1/2020 through 8/31/2020

Batch	Journal	Entry #	Date	Job	Document	Description	Debits	Credits	Balance
10.1100.0.0.000			CASH WITH YAVAPAI COUNTY (CONTINUED)						
1271	PR	892161	08/25/20		16411	Burch, Brian J. - Payroll Bi-Weekly-Direct Deposit 8/25/2020	\$-	\$2,516.33	\$3,218,548.73
1271	PR	892185	08/25/20		16412	Burch, Bryten J. - Payroll Bi-Weekly-Direct Deposit 8/25/2020	-	1,173.30	3,217,375.43
1271	PR	892211	08/25/20		16413	Burch, Caden C. - Payroll Bi-Weekly-Direct Deposit 8/25/2020	-	1,293.04	3,216,082.39
1271	PR	892233	08/25/20		16414	Burch, Kylee C. - Payroll Bi-Weekly-Direct Deposit 8/25/2020	-	887.76	3,215,194.63
1271	PR	892256	08/25/20		16415	Bushman, James V. - Payroll Bi-Weekly-Direct Deposit 8/25/2020	-	3,125.38	3,212,069.25
1271	PR	892280	08/25/20		16416	Butler, Jason - Payroll Bi-Weekly-Direct Deposit 8/25/2020	-	1,842.71	3,210,226.54
1271	PR	892301	08/25/20		16417	Butler, Karen S. - Payroll Bi-Weekly-Direct Deposit 8/25/2020	-	1,756.34	3,208,470.20
1271	PR	892329	08/25/20		16418	Butterfield, Jesse D. - Payroll Bi-Weekly-Direct Deposit 8/25/2020	-	1,181.85	3,207,288.35
1271	PR	892350	08/25/20		16419	Carothers, Robert C. - Payroll Bi-Weekly-Direct Deposit 8/25/2020	-	4,578.23	3,202,710.12
1271	PR	892374	08/25/20		16420	Cazaly, Marshall - Payroll Bi-Weekly-Direct Deposit 8/25/2020	-	1,280.72	3,201,429.40
1271	PR	892393	08/25/20		16421	Chase, Rick D. - Payroll Bi-Weekly-Direct Deposit 8/25/2020	-	3,471.43	3,197,957.97
1271	PR	892418	08/25/20		16422	Collins, Seth M. - Payroll Bi-Weekly-Direct Deposit 8/25/2020	-	1,381.11	3,196,576.86
1271	PR	892443	08/25/20		16423	Copenhaver, Douglas J. - Payroll Bi-Weekly-Direct Deposit 8/25/2020	-	2,029.68	3,194,547.18
1271	PR	892465	08/25/20		16424	Cox, Phillip C. - Payroll Bi-Weekly-Direct Deposit 8/25/2020	-	3,615.87	3,190,931.31
1271	PR	892488	08/25/20		16425	Croft, Adam J. - Payroll Bi-Weekly-Direct Deposit 8/25/2020	-	1,388.24	3,189,543.07
1271	PR	892510	08/25/20		16426	Crossman, Eric L. - Payroll Bi-Weekly-Direct Deposit 8/25/2020	-	1,733.95	3,187,809.12
1271	PR	892533	08/25/20		16427	Cruz, Steven R. - Payroll Bi-Weekly-Direct Deposit 8/25/2020	-	1,652.76	3,186,156.36
1271	PR	892557	08/25/20		16428	Cunningham, Cody A. - Payroll Bi-Weekly-Direct Deposit 8/25/2020	-	1,897.10	3,184,259.26
1271	PR	892581	08/25/20		16429	Curry, Robert C. - Payroll Bi-Weekly-Direct Deposit 8/25/2020	-	2,940.19	3,181,319.07
1271	PR	892605	08/25/20		16430	Davidson, Glenn T. - Payroll Bi-Weekly-Direct Deposit 8/25/2020	-	2,317.94	3,179,001.13
1271	PR	892629	08/25/20		16431	Davis, Bradley M. - Payroll Bi-Weekly-Direct Deposit 8/25/2020	-	4,430.15	3,174,570.98
1271	PR	892654	08/25/20		16432	DeJoria, Dana E. - Payroll Bi-Weekly-Direct Deposit 8/25/2020	-	891.66	3,173,679.32
1271	PR	892679	08/25/20		16433	Deering, Andrew L. - Payroll Bi-Weekly-Direct Deposit 8/25/2020	-	868.90	3,172,810.42
1271	PR	892704	08/25/20		16434	DiVall, Nelson - Payroll Bi-Weekly-Direct Deposit 8/25/2020	-	1,181.57	3,171,628.85
1271	PR	892728	08/25/20		16435	Dibble, Gordon L. - Payroll Bi-Weekly-Direct Deposit 8/25/2020	-	1,702.11	3,169,926.74

CAFMA-Central Arizona Fire and Medical
GL Account Ledger - Detail By Period
8/1/2020 through 8/31/2020

Batch	Journal	Entry #	Date	Job	Document	Description	Debits	Credits	Balance
10.1100.0.0.000			CASH WITH YAVAPAI COUNTY (CONTINUED)						
1271	PR	892752	08/25/20		16436	Dixon, Susanne M. - Payroll Bi-Weekly-Direct Deposit 8/25/2020	\$-	\$2,249.13	\$3,167,677.61
1271	PR	892776	08/25/20		16437	Douglas, Ren W. - Payroll Bi-Weekly-Direct Deposit 8/25/2020	-	1,828.96	3,165,848.65
1271	PR	892797	08/25/20		16438	Dowdy, Charles E. - Payroll Bi-Weekly-Direct Deposit 8/25/2020	-	1,814.68	3,164,033.97
1271	PR	892821	08/25/20		16439	DuCharme, Zachary J. - Payroll Bi-Weekly-Direct Deposit 8/25/2020	-	2,079.08	3,161,954.89
1271	PR	892844	08/25/20		16440	Duplessis, Robert A. - Payroll Bi-Weekly-Direct Deposit 8/25/2020	-	2,585.71	3,159,369.18
1271	PR	892871	08/25/20		16441	Eckle, Kellan J. - Payroll Bi-Weekly-Direct Deposit 8/25/2020	-	4,534.78	3,154,834.40
1271	PR	892893	08/25/20		16442	Edwards, David S. - Payroll Bi-Weekly-Direct Deposit 8/25/2020	-	2,169.38	3,152,665.02
1271	PR	892913	08/25/20		16443	Feddema, John J. - Payroll Bi-Weekly-Direct Deposit 8/25/2020	-	2,982.69	3,149,682.33
1271	PR	892939	08/25/20		16444	Ferris, Ryan M. - Payroll Bi-Weekly-Direct Deposit 8/25/2020	-	1,370.55	3,148,311.78
1271	PR	892963	08/25/20		16445	Fields, Brody J. - Payroll Bi-Weekly-Direct Deposit 8/25/2020	-	3,613.62	3,144,698.16
1271	PR	892986	08/25/20		16446	Fields, Zachary E. - Payroll Bi-Weekly-Direct Deposit 8/25/2020	-	2,985.03	3,141,713.13
1271	PR	893016	08/25/20		16447	Fournier, Nick T. - Payroll Bi-Weekly-Direct Deposit 8/25/2020	-	2,243.07	3,139,470.06
1271	PR	893037	08/25/20		16448	Frawley, Teresa A. - Payroll Bi-Weekly-Direct Deposit 8/25/2020	-	1,097.02	3,138,373.04
1271	PR	893059	08/25/20		16449	Frazier, Antonio - Payroll Bi-Weekly-Direct Deposit 8/25/2020	-	2,571.72	3,135,801.32
1271	PR	893080	08/25/20		16450	Freeman, Michael - Payroll Bi-Weekly-Direct Deposit 8/25/2020	-	1,540.53	3,134,260.79
1271	PR	893103	08/25/20		16451	Freitag, Scott A. - Payroll Bi-Weekly-Direct Deposit 8/25/2020	-	3,821.19	3,130,439.60
1271	PR	893125	08/25/20		16452	Gallman, Timothy B. - Payroll Bi-Weekly-Direct Deposit 8/25/2020	-	1,177.60	3,129,262.00
1271	PR	893147	08/25/20		16453	Gentle, Joshua A. - Payroll Bi-Weekly-Direct Deposit 8/25/2020	-	1,129.45	3,128,132.55
1271	PR	893170	08/25/20		16454	Gillihan, Jim W. - Payroll Bi-Weekly-Direct Deposit 8/25/2020	-	1,341.42	3,126,791.13
1271	PR	893195	08/25/20		16455	Ginn, James E. - Payroll Bi-Weekly-Direct Deposit 8/25/2020	-	1,853.37	3,124,937.76
1271	PR	893217	08/25/20		16456	Goodman, Laurie K. - Payroll Bi-Weekly-Direct Deposit 8/25/2020	-	818.45	3,124,119.31
1271	PR	893246	08/25/20		16457	Gray, JT A. - Payroll Bi-Weekly-Direct Deposit 8/25/2020	-	1,170.62	3,122,948.69
1271	PR	893274	08/25/20		16458	Guzzo, Nicholas R. - Payroll Bi-Weekly-Direct Deposit 8/25/2020	-	1,253.42	3,121,695.27
1271	PR	893301	08/25/20		16459	Hall, Jace R. - Payroll Bi-Weekly-Direct Deposit 8/25/2020	-	1,429.10	3,120,266.17
1271	PR	893331	08/25/20		16460	Harper, Leslie R. - Payroll Bi-Weekly-Direct Deposit 8/25/2020	-	2,344.26	3,117,921.91

CAFMA-Central Arizona Fire and Medical
GL Account Ledger - Detail By Period
8/1/2020 through 8/31/2020

Batch	Journal	Entry #	Date	Job	Document	Description	Debits	Credits	Balance
10.1100.0.0.000			CASH WITH YAVAPAI COUNTY (CONTINUED)						
1271	PR	893354	08/25/20		16461	Hlavacek, Evan - Payroll Bi-Weekly-Direct Deposit 8/25/2020	\$-	\$2,043.10	\$3,115,878.81
1271	PR	893377	08/25/20		16462	Horstman, Stephen W. - Payroll Bi-Weekly-Direct Deposit 8/25/2020	-	2,640.41	3,113,238.40
1271	PR	893399	08/25/20		16463	Huddleston, Michael B. - Payroll Bi-Weekly-Direct Deposit 8/25/2020	-	2,247.22	3,110,991.18
1271	PR	893428	08/25/20		16464	Hutchison, Ethan K. - Payroll Bi-Weekly-Direct Deposit 8/25/2020	-	2,918.99	3,108,072.19
1271	PR	893447	08/25/20		16465	Ingrao, Jory - Payroll Bi-Weekly-Direct Deposit 8/25/2020	-	5,364.49	3,102,707.70
1271	PR	893474	08/25/20		16466	Jacobson, Terrence L. - Payroll Bi-Weekly-Direct Deposit 8/25/2020	-	5,045.93	3,097,661.77
1271	PR	893494	08/25/20		16467	Jimenez, Valentin - Payroll Bi-Weekly-Direct Deposit 8/25/2020	-	1,700.32	3,095,961.45
1271	PR	893520	08/25/20		16468	Jones, Shaun D. - Payroll Bi-Weekly-Direct Deposit 8/25/2020	-	1,562.44	3,094,399.01
1271	PR	893545	08/25/20		16469	King, Jeremiah D. - Payroll Bi-Weekly-Direct Deposit 8/25/2020	-	2,412.77	3,091,986.24
1271	PR	893570	08/25/20		16470	Kirk, Jaron J. - Payroll Bi-Weekly-Direct Deposit 8/25/2020	-	1,757.83	3,090,228.41
1271	PR	893590	08/25/20		16471	Kohler, Travis W. - Payroll Bi-Weekly-Direct Deposit 8/25/2020	-	1,928.00	3,088,300.41
1271	PR	893614	08/25/20		16472	Kontz, Michael V. - Payroll Bi-Weekly-Direct Deposit 8/25/2020	-	1,823.89	3,086,476.52
1271	PR	893638	08/25/20		16473	Kumpula, Adrian K. - Payroll Bi-Weekly-Direct Deposit 8/25/2020	-	1,224.57	3,085,251.95
1271	PR	893660	08/25/20		16474	Kuykendall, Jeffery W. - Payroll Bi-Weekly-Direct Deposit 8/25/2020	-	2,541.88	3,082,710.07
1271	PR	893681	08/25/20		16475	Lambrecht, Marci J. - Payroll Bi-Weekly-Direct Deposit 8/25/2020	-	1,049.87	3,081,660.20
1271	PR	893703	08/25/20		16476	Legge, David B. - Payroll Bi-Weekly-Direct Deposit 8/25/2020	-	2,341.56	3,079,318.64
1271	PR	893728	08/25/20		16477	Litchfield, Ronald K. - Payroll Bi-Weekly-Direct Deposit 8/25/2020	-	1,841.86	3,077,476.78
1271	PR	893749	08/25/20		16478	Lopeman, Keith A. - Payroll Bi-Weekly-Direct Deposit 8/25/2020	-	2,142.54	3,075,334.24
1271	PR	893777	08/25/20		16479	Lund, Kyle L. - Payroll Bi-Weekly-Direct Deposit 8/25/2020	-	1,386.25	3,073,947.99
1271	PR	893803	08/25/20		16480	Lynch, Peter J. - Payroll Bi-Weekly-Direct Deposit 8/25/2020	-	1,630.24	3,072,317.75
1271	PR	893830	08/25/20		16481	Lys, Damian P. - Payroll Bi-Weekly-Direct Deposit 8/25/2020	-	3,192.61	3,069,125.14
1271	PR	893855	08/25/20		16482	Mauldin, Mark E. - Payroll Bi-Weekly-Direct Deposit 8/25/2020	-	2,555.82	3,066,569.32
1271	PR	893876	08/25/20		16483	Mayhall, Mathew T. - Payroll Bi-Weekly-Direct Deposit 8/25/2020	-	5,577.32	3,060,992.00
1271	PR	893896	08/25/20		16484	Mazon, Joshua M. - Payroll Bi-Weekly-Direct Deposit 8/25/2020	-	2,186.33	3,058,805.67
1271	PR	893921	08/25/20		16485	Mazzella, Marc A. - Payroll Bi-Weekly-Direct Deposit 8/25/2020	-	1,713.18	3,057,092.49

CAFMA-Central Arizona Fire and Medical
GL Account Ledger - Detail By Period
8/1/2020 through 8/31/2020

Batch	Journal	Entry #	Date	Job	Document	Description	Debits	Credits	Balance
10.1100.0.0.000			CASH WITH YAVAPAI COUNTY (CONTINUED)						
1271	PR	893946	08/25/20		16486	McCarthy, Nicholas A. - Payroll Bi-Weekly-Direct Deposit 8/25/2020	\$-	\$1,597.30	\$3,055,495.19
1271	PR	893970	08/25/20		16487	McCarty, Daniel L. - Payroll Bi-Weekly-Direct Deposit 8/25/2020	-	2,262.28	3,053,232.91
1271	PR	893996	08/25/20		16488	McFadden, Matthew C. - Payroll Bi-Weekly-Direct Deposit 8/25/2020	-	1,388.43	3,051,844.48
1271	PR	894023	08/25/20		16489	McFadden, Michael J. - Payroll Bi-Weekly-Direct Deposit 8/25/2020	-	2,101.24	3,049,743.24
1271	PR	894048	08/25/20		16490	McGuire, Thaddeus J. - Payroll Bi-Weekly-Direct Deposit 8/25/2020	-	1,201.80	3,048,541.44
1271	PR	894069	08/25/20		16491	McIntire, Jacob V. - Payroll Bi-Weekly-Direct Deposit 8/25/2020	-	1,163.06	3,047,378.38
1271	PR	894092	08/25/20		16492	Merrill, Eric R. - Payroll Bi-Weekly-Direct Deposit 8/25/2020	-	3,826.27	3,043,552.11
1271	PR	894115	08/25/20		16493	Mills, Brett S. - Payroll Bi-Weekly-Direct Deposit 8/25/2020	-	896.52	3,042,655.59
1271	PR	894140	08/25/20		16494	Moore, Aaron J. - Payroll Bi-Weekly-Direct Deposit 8/25/2020	-	2,829.53	3,039,826.06
1271	PR	894166	08/25/20		16495	Moore, Ryan T. - Payroll Bi-Weekly-Direct Deposit 8/25/2020	-	1,942.43	3,037,883.63
1271	PR	894193	08/25/20		16496	Muniz, Thomas E. - Payroll Bi-Weekly-Direct Deposit 8/25/2020	-	1,431.23	3,036,452.40
1271	PR	894220	08/25/20		16497	Nelson, Michael J. - Payroll Bi-Weekly-Direct Deposit 8/25/2020	-	4,410.86	3,032,041.54
1271	PR	894247	08/25/20		16498	Niemynski, Doug T. - Payroll Bi-Weekly-Direct Deposit 8/25/2020	-	3,912.98	3,028,128.56
1271	PR	894276	08/25/20		16499	Nolan, Jason K. - Payroll Bi-Weekly-Direct Deposit 8/25/2020	-	2,164.71	3,025,963.85
1271	PR	894304	08/25/20		16500	Olson, Rick C. - Payroll Bi-Weekly-Direct Deposit 8/25/2020	-	4,522.63	3,021,441.22
1271	PR	894327	08/25/20		16501	Overmyer, Titus C. - Payroll Bi-Weekly-Direct Deposit 8/25/2020	-	1,273.75	3,020,167.47
1271	PR	894348	08/25/20		16502	Parra, Dustin A. - Payroll Bi-Weekly-Direct Deposit 8/25/2020	-	3,690.55	3,016,476.92
1271	PR	894375	08/25/20		16503	Parra, Payton S. - Payroll Bi-Weekly-Direct Deposit 8/25/2020	-	1,543.16	3,014,933.76
1271	PR	894395	08/25/20		16504	Peckham, Christopher D. - Payroll Bi-Weekly-Direct Deposit 8/25/2020	-	1,635.07	3,013,298.69
1271	PR	894421	08/25/20		16505	Pena, Christopher D. - Payroll Bi-Weekly-Direct Deposit 8/25/2020	-	2,149.29	3,011,149.40
1271	PR	894445	08/25/20		16506	Perez, Anthony R. - Payroll Bi-Weekly-Direct Deposit 8/25/2020	-	1,256.13	3,009,893.27
1271	PR	894473	08/25/20		16507	Perkins, Shane M. - Payroll Bi-Weekly-Direct Deposit 8/25/2020	-	1,073.61	3,008,819.66
1271	PR	894495	08/25/20		16508	Poliakon, Brett M. - Payroll Bi-Weekly-Direct Deposit 8/25/2020	-	1,547.20	3,007,272.46
1271	PR	894519	08/25/20		16509	Postula, Justin M. - Payroll Bi-Weekly-Direct Deposit 8/25/2020	-	2,201.38	3,005,071.08
1271	PR	894542	08/25/20		16510	Postula, Karl A. - Payroll Bi-Weekly-Direct Deposit 8/25/2020	-	3,534.89	3,001,536.19

CAFMA-Central Arizona Fire and Medical
GL Account Ledger - Detail By Period
8/1/2020 through 8/31/2020

Batch	Journal	Entry #	Date	Job	Document	Description	Debits	Credits	Balance
10.1100.0.0.000			CASH WITH YAVAPAI COUNTY (CONTINUED)						
1271	PR	894564	08/25/20		16511	Prange, Ross L. - Payroll Bi-Weekly-Direct Deposit 8/25/2020	\$-	\$4,436.38	\$2,997,099.81
1271	PR	894588	08/25/20		16512	Pruitt, Robert E. - Payroll Bi-Weekly-Direct Deposit 8/25/2020	-	2,729.12	2,994,370.69
1271	PR	894609	08/25/20		16513	Rafters, William C. - Payroll Bi-Weekly-Direct Deposit 8/25/2020	-	1,282.81	2,993,087.88
1271	PR	894632	08/25/20		16514	Redfern, Joshua L. - Payroll Bi-Weekly-Direct Deposit 8/25/2020	-	1,634.11	2,991,453.77
1271	PR	894656	08/25/20		16515	Reeves, Katherine D. - Payroll Bi-Weekly-Direct Deposit 8/25/2020	-	932.79	2,990,520.98
1271	PR	894680	08/25/20		16516	Rendl, Robert A. - Payroll Bi-Weekly-Direct Deposit 8/25/2020	-	3,933.04	2,986,587.94
1271	PR	894705	08/25/20		16517	Reyes, Adam N. - Payroll Bi-Weekly-Direct Deposit 8/25/2020	-	1,644.69	2,984,943.25
1271	PR	894722	08/25/20		16518	Roberts, Jerry R. - Payroll Bi-Weekly-Direct Deposit 8/25/2020	-	1,816.99	2,983,126.26
1271	PR	894750	08/25/20		16519	Rocha, Edgar O. - Payroll Bi-Weekly-Direct Deposit 8/25/2020	-	1,168.30	2,981,957.96
1271	PR	894775	08/25/20		16520	Roche, Benjamin H. - Payroll Bi-Weekly-Direct Deposit 8/25/2020	-	2,005.23	2,979,952.73
1271	PR	894785	08/25/20		16521	Rorick, Norman T. - Payroll Bi-Weekly-Direct Deposit 8/25/2020	-	583.56	2,979,369.17
1271	PR	894808	08/25/20		16522	Rose, Cody S. - Payroll Bi-Weekly-Direct Deposit 8/25/2020	-	3,034.11	2,976,335.06
1271	PR	894838	08/25/20		16523	Runo, Kyle E. - Payroll Bi-Weekly-Direct Deposit 8/25/2020	-	1,719.31	2,974,615.75
1271	PR	894865	08/25/20		16524	Ryan, Keith M. - Payroll Bi-Weekly-Direct Deposit 8/25/2020	-	1,188.03	2,973,427.72
1271	PR	894887	08/25/20		16525	Scaife, Domenic J. - Payroll Bi-Weekly-Direct Deposit 8/25/2020	-	2,591.30	2,970,836.42
1271	PR	894909	08/25/20		16526	Schuster Jr., Alan J. - Payroll Bi-Weekly-Direct Deposit 8/25/2020	-	3,127.29	2,967,709.13
1271	PR	894931	08/25/20		16527	Seets, James W. - Payroll Bi-Weekly-Direct Deposit 8/25/2020	-	2,763.27	2,964,945.86
1271	PR	894957	08/25/20		16528	Sheldon, Wesley K. - Payroll Bi-Weekly-Direct Deposit 8/25/2020	-	1,471.73	2,963,474.13
1271	PR	894978	08/25/20		16529	Sims, Lacie J. - Payroll Bi-Weekly-Direct Deposit 8/25/2020	-	953.64	2,962,520.49
1271	PR	894999	08/25/20		16530	Sims, Michael H. - Payroll Bi-Weekly-Direct Deposit 8/25/2020	-	1,652.08	2,960,868.41
1271	PR	895022	08/25/20		16531	Slay, Marcie C. - Payroll Bi-Weekly-Direct Deposit 8/25/2020	-	980.40	2,959,888.01
1271	PR	895047	08/25/20		16532	Smith, Jacob A. - Payroll Bi-Weekly-Direct Deposit 8/25/2020	-	966.64	2,958,921.37
1271	PR	895076	08/25/20		16533	Smith, Russell - Payroll Bi-Weekly-Direct Deposit 8/25/2020	-	2,065.84	2,956,855.53
1271	PR	895098	08/25/20		16534	Smith, Travis L. - Payroll Bi-Weekly-Direct Deposit 8/25/2020	-	2,247.82	2,954,607.71
1271	PR	895120	08/25/20		16535	Snyder, Timothy E. - Payroll Bi-Weekly-Direct Deposit 8/25/2020	-	1,905.49	2,952,702.22

CAFMA-Central Arizona Fire and Medical
GL Account Ledger - Detail By Period
8/1/2020 through 8/31/2020

Batch	Journal	Entry #	Date	Job	Document	Description	Debits	Credits	Balance
10.1100.0.0.000			CASH WITH YAVAPAI COUNTY (CONTINUED)						
1271	PR	895143	08/25/20		16536	Stewart, Jeff - Payroll Bi-Weekly-Direct Deposit 8/25/2020	\$-	\$1,710.95	\$2,950,991.27
1271	PR	895170	08/25/20		16537	Stooks, Wallace C. - Payroll Bi-Weekly-Direct Deposit 8/25/2020	-	3,243.12	2,947,748.15
1271	PR	895195	08/25/20		16538	Stretton, Garrett M. - Payroll Bi-Weekly-Direct Deposit 8/25/2020	-	1,219.89	2,946,528.26
1271	PR	895214	08/25/20		16539	Tarver, Shawn S. - Payroll Bi-Weekly-Direct Deposit 8/25/2020	-	3,511.73	2,943,016.53
1271	PR	895237	08/25/20		16540	Tharp, David S. - Payroll Bi-Weekly-Direct Deposit 8/25/2020	-	2,345.76	2,940,670.77
1271	PR	895265	08/25/20		16541	Thompson, Jacob S. - Payroll Bi-Weekly-Direct Deposit 8/25/2020	-	4,030.12	2,936,640.65
1271	PR	895293	08/25/20		16542	Tillich, Timothy A. - Payroll Bi-Weekly-Direct Deposit 8/25/2020	-	1,210.59	2,935,430.06
1271	PR	895318	08/25/20		16543	Trask, Ryan A. - Payroll Bi-Weekly-Direct Deposit 8/25/2020	-	2,065.86	2,933,364.20
1271	PR	895343	08/25/20		16544	Trujillo, Erik J. - Payroll Bi-Weekly-Direct Deposit 8/25/2020	-	1,751.88	2,931,612.32
1271	PR	895363	08/25/20		16545	Tucker, Michael I. - Payroll Bi-Weekly-Direct Deposit 8/25/2020	-	1,929.25	2,929,683.07
1271	PR	895389	08/25/20		16546	Turner, Kenneth R. - Payroll Bi-Weekly-Direct Deposit 8/25/2020	-	1,812.89	2,927,870.18
1271	PR	895410	08/25/20		16547	VanTuyt, Jonah D. - Payroll Bi-Weekly-Direct Deposit 8/25/2020	-	2,743.75	2,925,126.43
1271	PR	895437	08/25/20		16548	Vanatta, Justin B. - Payroll Bi-Weekly-Direct Deposit 8/25/2020	-	1,180.02	2,923,946.41
1271	PR	895459	08/25/20		16549	Viscardi, Karen W. - Payroll Bi-Weekly-Direct Deposit 8/25/2020	-	1,184.53	2,922,761.88
1271	PR	895483	08/25/20		16550	Wagner, Adam D. - Payroll Bi-Weekly-Direct Deposit 8/25/2020	-	1,709.61	2,921,052.27
1271	PR	895510	08/25/20		16551	Weiland, Kayleen R. - Payroll Bi-Weekly-Direct Deposit 8/25/2020	-	1,472.79	2,919,579.48
1271	PR	895532	08/25/20		16552	Wittenberg, David J. - Payroll Bi-Weekly-Direct Deposit 8/25/2020	-	2,009.83	2,917,569.65
1271	PR	895559	08/25/20		16553	Zazueta, Robert P. - Payroll Bi-Weekly-Direct Deposit 8/25/2020	-	3,264.39	2,914,305.26
1275	CR	895658	08/27/20		1081000885	MINGUS MOUNTAIN ESTATES INC -	6,507.94	-	2,920,813.20
1272	CR	895563	08/27/20		1101027752	ELOY FIRE DISTRICT -	1,678.49	-	2,922,491.69
1275	CR	895687	08/27/20		13758	PLANS REVIEW -	182.00	-	2,922,673.69
1276	CR	895719	08/27/20		13760	PLANS REVIEW -	182.00	-	2,922,855.69
1273	CR	895614	08/27/20		13766	PLANS REVIEW -	116.00	-	2,922,971.69
1273	CR	895615	08/27/20		13767	PLANS REVIEW -	116.00	-	2,923,087.69
1274	CR	895647	08/27/20		13768	PLANS REVIEW -	392.00	-	2,923,479.69
1274	CR	895648	08/27/20		13769	PLANS REVIEW -	392.00	-	2,923,871.69
1274	CR	895649	08/27/20		13771	PLANS REVIEW -	116.00	-	2,923,987.69
1274	CR	895650	08/27/20		13772	PLANS REVIEW -	182.00	-	2,924,169.69
1274	CR	895651	08/27/20		13774	PLANS REVIEW -	116.00	-	2,924,285.69
1276	CR	895690	08/27/20		15002	PINE-STRAWBERRY FIRE DISTRICT -	228.28	-	2,924,513.97

CAFMA-Central Arizona Fire and Medical
GL Account Ledger - Detail By Period
8/1/2020 through 8/31/2020

Batch	Journal	Entry #	Date	Job	Document	Description	Debits	Credits	Balance
10.1100.0.0.000			CASH WITH YAVAPAI COUNTY (CONTINUED)						
1275	CR	895660	08/27/20		155	RANDA, THOMAS & ROMNEY -	\$1,323.66	\$-	\$2,925,837.63
1272	CR	895561	08/27/20		18418	HELLS GATE FIRE DEPARTMENT -	1,668.64	-	2,927,506.27
1272	CR	895562	08/27/20		18429	HELLS GATE FIRE DEPARTMENT -	108.19	-	2,927,614.46
1272	CR	895566	08/27/20		1938672	BIG CHINO HOLDINGS LLC -	724.81	-	2,928,339.27
1275	CR	895663	08/27/20		1984	POLLAN, SUSAN -	323.09	-	2,928,662.36
1272	CR	895567	08/27/20		2053	Smith, Andrea -	200.54	-	2,928,862.90
1272	CR	895564	08/27/20		219721349	AZ Dept of Forestry & Fire Mgt -	137,750.37	-	3,066,613.27
1276	CR	895689	08/27/20		227	WRIGHT, JAMES -	100.00	-	3,066,713.27
1274	CR	895624	08/27/20		25673	Smith, Andrea -	150.00	-	3,066,863.27
1274	CR	895625	08/27/20		25673	RORICK, NORM -	105.00	-	3,066,968.27
1274	CR	895626	08/27/20		25673	Spingola, Debbie -	300.00	-	3,067,268.27
1274	CR	895627	08/27/20		25673	Muniz, Tom Sr. -	82.62	-	3,067,350.89
1276	CR	895693	08/27/20		2604955400	Ross, Malcolm -	279.13	-	3,067,630.02
1275	CR	895661	08/27/20		26300442	KREGER, JENNIFER -	244.32	-	3,067,874.34
1272	CR	895568	08/27/20		27807247	RUNO, KYLE -	70.42	-	3,067,944.76
1276	CR	895691	08/27/20		354021	ROSENBAUER MOTORS -	271.88	-	3,068,216.64
1273	CR	895617	08/27/20		3710	CPR CLASS -	150.00	-	3,068,366.64
1275	CR	895659	08/27/20		3729	MCKAY, DAREN -	229.32	-	3,068,595.96
1272	CR	895560	08/27/20		45605924	SKYVIEW SCHOOL -	78.41	-	3,068,674.37
1275	CR	895664	08/27/20		4678	PULLMAN, NORMAN -	403.10	-	3,069,077.47
1273	CR	895616	08/27/20		4764	Johnson, Cheri & Carl -	366.06	-	3,069,443.53
1276	CR	895694	08/27/20		510587756	Gnagey, Daniel -	384.64	-	3,069,828.17
1275	CR	895665	08/27/20		510588107	NESS, DANIEL -	561.53	-	3,070,389.70
1275	CR	895666	08/27/20		510588163	POLACEK, JEFF -	1,444.34	-	3,071,834.04
1275	CR	895667	08/27/20		510588164	Valadez, Armando -	436.23	-	3,072,270.27
1276	CR	895695	08/27/20		510588171	Gnagey, Daniel -	58.14	-	3,072,328.41
1276	CR	895696	08/27/20		510588208	Gnagey, Daniel -	420.38	-	3,072,748.79
1274	CR	895622	08/27/20		510588381	VANATTA, DAVIN -	561.53	-	3,073,310.32
1276	CR	895720	08/27/20		6078	PLANS REVIEW -	50.00	-	3,073,360.32
1276	CR	895692	08/27/20		65285	PAYSON FIRE DEPARTMENT -	3,010.51	-	3,076,370.83
1275	CR	895662	08/27/20		679421151	WILHARM, BRIAN -	563.30	-	3,076,934.13
1275	CR	895668	08/27/20		706501886	MAYER FIRE DISTRICT -	250.35	-	3,077,184.48
1272	CR	895565	08/27/20		706501901	MAYER FIRE DISTRICT -	636.61	-	3,077,821.09
1274	CR	895628	08/27/20		706501930	MAYER FIRE DISTRICT -	63.08	-	3,077,884.17
1272	CR	895569	08/27/20		706600544	Yarnell Fire District -	268.99	-	3,078,153.16
1274	CR	895623	08/27/20		831000060	Blue Ridge Fire -	154.94	-	3,078,308.10
1275	CR	895669	08/27/20		935	TUITE, MICHAEL & HENDERSON, D. -	141.72	-	3,078,449.82
1274	CR	895646	08/27/20		CASH	MISCELLANEOUS INCOME -	2.00	-	3,078,451.82
1268	GJ	884071	08/31/20		Cash With Yav Cty	Fire Authority Funding - August, 2020	163,922.47	-	3,242,374.29
1286	GJ	903217	08/31/20		Cash With Yav Cty	CAFMA GF Interest Revenue 08.20	196.87	-	3,242,571.16
CASH WITH YAVAPAI COUNTY TOTALS:							\$1,116,656.74	\$4,048,955.28	\$3,242,571.16
TOTAL OF LEDGER:							\$1,116,656.74	\$4,048,955.28	\$3,242,571.16

CAFMA-Central Arizona Fire and Medical
GL Trial Balance Worksheet
For The Period of 8/1/2020 through 8/31/2020

Account	Description	Balances				Adjustments
		Beginning	Debits	Credits	Ending	
10.1100.0.0.000	Cash with Yavapai County	\$6,174,869.70	\$1,116,656.74	\$4,048,955.28	\$3,242,571.16	
TOTALS:		<u>\$6,174,869.70</u>	<u>\$1,116,656.74</u>	<u>\$4,048,955.28</u>	<u>\$3,242,571.16</u>	

* Inactive accounts are marked and appear in grey.

GL #1200[illegible]

SAMPLE

Central Arizona Fire and Medical Authority

FIRE PROTECTION SERVICES AGREEMENT

This Fire Protection Agreement is made effective _____, between the Central Arizona Fire and Medical Authority, a political subdivision of the State of Arizona, hereinafter referred to as "AGENCY" and _____, hereinafter referred to as the "Applicant." The property under consideration is described as:

Street Address:

Mailing Address:

Contact Phone Number:

Yavapai County Assessor's Parcel Number:

IT IS THEREFORE MUTUALLY UNDERSTOOD AND AGREED AS FOLLOWS:

1) Purpose. AGENCY shall provide fire protection and limited emergency medical services under the terms of this Agreement.

2) Duration and Renewal. The effective term of this Agreement shall be from _____ through **June 30, 2019**. The provisions of this Agreement shall renew automatically on July 1 of each year for consecutive one-year terms, unless either party pursues termination of the Agreement pursuant to Paragraph 11.

3) Services Provided. Fire Suppression, Emergency Rescue, and limited Emergency Medical Services (collectively "Emergency Services") will be provided under this Agreement. Unless the Incident Commander (senior AGENCY Officer present) requests additional help, AGENCY shall provide a standard response as determined by AGENCY dispatch protocols on each emergency call from the Applicant, subject to conditions below.

It is intended that the Emergency Services provided under this Agreement shall be made available to the individuals residing at the property described in the Preamble above (the "Property") or invitees of said residents (collectively, "Service Recipients") in conjunction with the above-referenced Property irrespective of whether the Property is owner-occupied or leased. While the Applicant shall be responsible for all fees assessed under this Agreement, AGENCY also reserves the right to invoice any actual Service Recipient for the services provided under this Agreement, according to the fee schedule adopted by AGENCY, as amended from time to time. Said billing shall be in addition to the service fee charged under this Agreement.

In providing services under this Agreement, AGENCY reserves the right to involve such other jurisdictions and EMS or suppression service providers as it deems necessary, consistent with its then current protocol. No assurances are made as to

whether, or to what extent, any such third party providers will respond. Applicant and Service Recipients may be responsible for any additional charges assessed by such other service providers.

Applicant herein acknowledges that AGENCY alone will determine its response to any given incident and that AGENCY alone will determine the number of units and personnel responding to such incident. Applicant further acknowledges that such response is subject to, among others and without limitation, any unforeseen circumstance, a major fire, other accidents, conflicting concurrent calls, reduction in force, road closure, poor road conditions, acts of God, or other situations in which there is a shortage of manpower or equipment. Applicant understands that the response time will likely be extended beyond that which might be regularly expected elsewhere within the jurisdictional boundaries of AGENCY by reason of the distance to and isolation of the Applicant's Property, the limited manpower available, access limitations, road conditions, and the other calls within AGENCY that may take priority, and Applicant hereby consents to the same. In addition, Applicant acknowledges and agrees that AGENCY's response and effectiveness may be limited by a lack of adequate water supply.

Applicant acknowledges and agrees that AGENCY may, in its sole discretion, give priority to other emergency calls either within AGENCY's jurisdictional boundaries or outside AGENCY boundaries, potentially causing a delay in response time. Further, Applicant acknowledges and agrees that AGENCY may, in conjunction with any call to the Property, respond with insufficient equipment or manpower on occasion, either by reason of limited manpower, equipment availability, resource allocation, or by reason of the limited information having been made available to AGENCY in conjunction with the determination of the appropriate response.

Applicant hereby acknowledges that no assurances are given or warranties made as to the response time or service level that will be offered, and agrees to hold the AGENCY harmless from and indemnify AGENCY for any and all damages which might be incurred by Applicant, Service Recipient, to Applicant's Property or to any third party's property or person, including that of any Service Recipient, by reason of extended response times, reduced equipment or manpower response, the decision to involve other service providers, failure to involve other jurisdictions or service providers, AGENCY's decision to allocate resources elsewhere either inside or outside of AGENCY's jurisdictional boundaries, the allocation of manpower or equipment, or other operational decisions which might result in delay or additional loss of life or property.

Further, Applicant acknowledges and agrees that AGENCY shall not be liable for the negligent act or omission of any third party service provider. Applicant also agrees that AGENCY is under no obligation to transport any Service Recipient. Applicant acknowledges that AGENCY does not hold a Certificate of Necessity and does NOT provide ambulance or non-emergency transport services, and that transport services are typically provided through a third party. Applicant, Service Recipient, or both, shall be solely responsible for any and all expenses associated with any transport services utilized by either.

4) Response Time. AGENCY shall make reasonable efforts to respond to Applicant's emergency calls in a manner consistent with then-current agency protocol, subject to the terms and conditions set forth in this Agreement. Applicant hereby acknowledges that response times are subject to variations due to existing weather conditions, road conditions, travel distance, traffic conditions, property identification, conflicting responses, equipment and manpower availability or allocation, and access to Applicant's Property. Applicant acknowledges that because of the substantial distance involved, the minimum response time likely to be experienced by Applicant may exceed that of other recipients within the jurisdictional boundaries of AGENCY, and that no assurances are given by the AGENCY as to what ISO rating might apply to the Applicant's Property.

5) Routing Information. Applicant agrees that it shall provide AGENCY with current routing information to Applicant's Property in a form acceptable to AGENCY Fire Chief, and will endeavor to inform all occupants of subject Property of the proper procedures to follow in case of fire.

6) Access. Applicant hereby specifically acknowledges that standard access roads sufficient to allow AGENCY fire equipment to reach the scenes of emergency calls are a significant factor in AGENCY's ability to respond to emergency calls within a reasonable and expeditious time. If access roadways are not maintained by other public service agencies, the responsibility of providing and maintaining adequate access rests solely with Applicant. Applicant hereby agrees to hold AGENCY harmless from and to fully indemnify AGENCY for any liability or damages arising from any delay which might occur by reason of limited, inadequate or poorly maintained access, inadequate address or access description, or failure of Applicant or the Property to comply with applicable fire codes, building codes, zoning codes or recommendations or requirements made by any agency or AGENCY.

Applicant hereby grants to AGENCY the right of ingress and egress and to enter upon Applicant's Property for purposes of conducting inspections to determine accessibility, and to observe any other matters which may affect AGENCY's ability to provide services under this Agreement. Nothing herein shall be construed as requiring AGENCY to make any such inspection, or to require that AGENCY report to the Property owner in regard to any accessibility issues.

7) Compensation; Calculation; Payment. As consideration for AGENCY's provision of Emergency Services under this Agreement, Applicant shall pay to AGENCY a sum (the "Service Fee") equal to the amount which would be paid if the Applicant's Property was located in and taxable by the respective fire district (either the Central Yavapai Fire District or the Chino Valley Fire District) which would otherwise contract to provide such services to Applicant at that fire district's then current tax rate, any applicable bond debt servicing rates, plus an administrative fee equal to \$50.00 as modified from time to time. The Service Fee shall be owed to AGENCY by Applicant even if there is no current county tax assessed on the Property: by reason of the fact that the property is considered to be non-taxable; because no net assessed value has

been established; or for any other reason. In that event, for the purpose of calculating the Service Fee to be paid by the Applicant, 10% of the full cash value as indicated by the county assessor's office may be used as the assessed value, or if the full cash value is not available, the value of the property shall be established by way of appraisal conducted by a duly-licensed real estate appraiser provided by and solely at the cost of Applicant.

If the property is appraised, the assessed value will be 10% of the appraisal. The then current fire district tax rate shall be applied to said property value, plus any then-applicable bond debt service rates and an administrative fee equal to \$50.00. If for some reason the current assessed value information is unavailable, then the Service Fee under this contract, as renewed, will be equal to the Service Fee charged for the immediately preceding service year, plus 10%, until such time as the current property value information becomes available, at which time the fee for the then-current year shall be recalculated and an adjustment to the Service Fee made.

Payment shall be due when this Agreement is signed; alternatively, payment arrangements may be approved in the sole discretion of AGENCY for quarterly payments with the first payment being due and payable simultaneous with the execution of this Agreement and thereafter on the first day of each subsequent quarter. Any payment not received within 30 days of the due date will be considered in default and may result in the termination of this Agreement. For the initial term of the Agreement, the parties agree that the fee shall be \$«F17», but that such fee may be prorated (based on 12 months).

In the event of termination of this Agreement due to non-payment by Applicant of the agreed Service Fee within 30 days of due date, Applicant must reapply for Emergency Services pursuant to a new Agreement. In such event, the only option for payment under such new Agreement shall be for payment of all monies due in full at the time of execution of the new Agreement; other payment arrangements will only be considered upon renewal of the Agreement after completion of the initial term of the new Agreement.

The Service Fee paid to AGENCY by Applicant pursuant to this Agreement shall be considered earned by AGENCY when paid, and shall not be conditioned upon or modified by reason of the number of responses made by AGENCY to the Applicant's property during the term of this Agreement. While Applicant shall be responsible for all Service Fees assessed under this Agreement, AGENCY also reserves the right to invoice any actual Service Recipients for the services provided under this Agreement according to the then-current fee schedule adopted by AGENCY, as amended from time to time. Said invoice shall be in addition to any Service Fee due under the terms of this Agreement.

8) Insurance. Applicant shall provide AGENCY with a current certificate of liability and hazard insurance, together with the name and address of insurance agent, name of insurance company providing coverage, and insurance policy number.

9) Waiver and Disclaimer of Liability. Applicant agrees that AGENCY shall not be liable for any consequential damages to Applicant or any Service Recipient, including but not limited to any lost income or profits suffered by Applicant or any Service Recipient. In consideration of AGENCY's agreement to provide services under the terms of this Agreement, Applicant agrees to hold AGENCY harmless and hereby releases AGENCY from and indemnifies AGENCY for any and all claims, demands, liability and causes of action that may arise as a result of AGENCY providing the services described herein. Applicant specifically agrees to hold AGENCY harmless from, in addition to the foregoing, any claims, demands, liability or causes of action which might arise out of AGENCY's inability to provide, or any delay or limits in providing services, due in whole or in part to the conditions spelled out in Sections 3, 4, 5, and 6 of this Agreement.

10) No Third-Party Beneficiaries. This Agreement will be for the benefit of the parties named herein only and shall not be construed as having been entered into for the benefit of any third party.

11) No Warranties. Nothing herein shall be construed as a warranty by AGENCY against damages, whether to real property or personal property, which may result by way of fire, injury to a person, by accident or any other emergency occurring on Applicant's Property.

12) Limitation of Damages. In the event of breach or non-performance by AGENCY, Applicant's sole remedy shall be limited to the termination of this Agreement and refund of any unearned fees for that current contract year, the parties hereto having agreed that said fees are a reasonable amount of damages. This limitation of damages shall bind, without limitation, Service Recipients, family members, legal representatives, assigns and successors in interest of the Applicant. The waiver, hold harmless and indemnification provisions of this Agreement are for the benefit of AGENCY and shall survive the termination of this Agreement.

13) Termination. Either party may terminate this Agreement by thirty (30) days' written notice of termination delivered to the other party at these addresses:

For AGENCY:

Central Arizona Fire and Medical Authority
8603 E. Eastridge Drive
Prescott Valley, AZ 86314

For Applicant:

In the event of termination of this Agreement after the Applicant has paid the required payment due for that term, AGENCY shall return funds to the Applicant prorated on a per day basis for the period after the date of termination.

In the event Applicant sells the subject property or otherwise disposes of the same, this Agreement will terminate immediately upon notification from the Applicant of same; provided, however, that the indemnification requirements imposed on Applicant under this Agreement for incidents occurring during the term of this Agreement shall survive the termination hereof. Nothing herein shall prevent AGENCY from negotiating a new emergency services Agreement with the new owner of the subject property.

14) Cancellation Due to Conflict. AGENCY may cancel this Agreement pursuant to the mandates of A.R.S. §38-511.

15) Severability. If any provision of this Agreement shall be held to be unconstitutional, invalid, or unenforceable, it shall be deemed severable; however, the remainder of the Agreement shall not be affected and shall remain in full force and effect.

16) Fire Code Compliance. Applicant hereby specifically acknowledges that all operations and activities, as well as new construction, and remodel of structures when applicable, will be in compliance with AGENCY's adopted Fire Code.

The undersigned warrants to AGENCY that the Applicant has the power to enter into this Agreement and that all necessary acts have been taken to enter into this Agreement.

APPLICANT

By _____
Date

CENTRAL ARIZONA FIRE & MEDICAL
AUTHORITY

Board Chair Date

ATTEST:

By _____
Date

Board Clerk Date

121 POLICY COMMITTEE

Created/Revised: 07/01/2016 / 07/23/2018

Reviewed: 07/09/2018



I. PURPOSE

~~The purpose of this policy is to~~ To identify the purpose and function of the Policy Committee.

Formatted: Left

II. SCOPE

This applies to all Policy Committee Members.

Formatted: Left

The Policy Committee shall consist of the following representatives:

- Fire Chief
- Battalion Chief (or designee)
- Labor Representative (2)
- Assistant Chief of Administration / Executive Administrative Director
- Administrative Member Representative (2)
- Planning and Logistics Representative
- Operations Member Representative (3)
- Fire Prevention Representative
- Alternate Members

Formatted: Left, Indent: First line: 0"

III. POLICY

A Policy Advisory Committee shall be established to study issues and make policy recommendations to the Board of Directors. Representation on the Committee shall be drawn from all levels of the organization.

Formatted: Left

The Policy Committee shall operate under the provisions of the Arizona Open Meeting Law and Robert's Rules of Order. The ~~Policy~~ Committee will serve as an advisory committee to the Board of Directors on all items that fall within the scope of the current policy manual. Items of policy will be presented to the Board of Directors after a majority vote by the Policy Committee. A dissenting opinion may be included in the presentation if the dissenter wishes.

~~The Policy Committee shall operate under the provisions of the Arizona Open Meeting Law and Robert's Rules of Order.~~ The Policy Committee may also discuss items related to operational procedures and make recommendations to the Fire Chief for consideration.

The Committee may meet on a monthly basis; however, due to ~~the~~ wildland season and reduced attendance, meetings may be suspended annually during the months of June, July, and August as directed by Fire Chief.

121 POLICY COMMITTEE

Created/Revised: 07/01/2016 / 07/23/2018

Reviewed: 07/09/2018



Selection

The representatives shall be selected by their peers. [Each representative will then appoint an alternate.](#)

Term

Each Committee member will serve at least a two-year term with the exception of the Fire Chief and the Assistant Chief of Administration. Positions will be open for selection in April of each year.

Attendance

The Policy Committee will meet as needed. Committee members must attend 66% of the meetings and not miss more than [three \(3\)](#) consecutive meetings to remain a member ~~of the Committee~~. If a member is removed from the Committee ~~due to~~ [for](#) poor attendance, the alternate shall assume the regular position and another alternate will be selected as outlined above.

Formatted: Left

Officers

Officers of the Committee shall consist of a chairperson and a clerk. These officers will be elected from the membership of the Committee at an election during the regular meeting in April of each year. If either office is vacated for any reason, the Committee shall elect an interim officer to fill the position until the next annual election.

Formatted: Left

[At the direction of the Committee](#), ~~t~~The Clerk shall produce agendas, packets, and minutes for Policy Committee meetings ~~at the direction of the Committee~~. The Clerk may be a non-voting member appointed by the Chairperson.

Voting

Each position on the Policy Committee has one vote. Members must be present to cast a vote. An alternate may cast a vote if a regular member is not present at the meeting.

Policy Review

All policies, including the organizational chart, will be reviewed every [five \(5\)](#) years.

ADMINISTRATION ANNUAL CAFMA WAGE NON-SUPPRESSION SCALE FOR FY2020

Approved by CAFMA Board

Longevity - 1 %

COLA - 0%

COLA 1.000

wage scale 2020.xls

06/25/18

Sal Rge	STEP 1	STEP 2	STEP 3	STEP 4	STEP 5	STEP 6	STEP 7	STEP 8	STEP 9	STEP 10	STEP 11	STEP 12	STEP 13	STEP 13X1	STEP 13X2	STEP 13X3	STEP 13X4	STEP 13X5	STEP 13X6	STEP 13X7	STEP 13X8	STEP 13X9	STEP 13X10	STEP 13X11	STEP 13X12	
1	10.00/hr	Arizona Minimum Wage																								
2	10.46	10.72	10.98	11.26	11.54	11.83	12.12	12.43	12.74	13.06	13.38	13.72	14.06	14.20	14.34	14.49	14.63	14.78	14.93	15.08	15.23	15.38	15.53	15.69	15.84	hourly
15	30,471	31,233	32,014	32,814	33,635	34,475	35,337	36,221	37,126	38,054	39,006	39,981	40,980	41,390	41,804	42,222	42,644	43,071	43,501	43,937	44,376	44,820	45,268	45,721		annual
	14.65	15.02	15.39	15.78	16.17	16.57	16.99	17.41	17.85	18.30	18.75	19.22	19.70	19.90	20.10	20.30	20.50	20.71	20.91	21.12	21.33	21.55	21.76	21.98		hourly
3	30,631	31,397	32,182	32,986	33,811	34,656	35,523	36,411	37,321	38,254	39,210	40,191	41,195	41,607	42,023	42,444	42,868	43,297	43,730	44,167	44,609	45,055	45,505	45,960		annual
	14.73	15.09	15.47	15.86	16.26	16.66	17.08	17.51	17.94	18.39	18.85	19.32	19.81	20.00	20.20	20.41	20.61	20.82	21.02	21.23	21.45	21.66	21.88	22.10		hourly
4	36,178	37,083	38,010	38,960	39,934	40,933	41,956	43,005	44,080	45,182	46,311	47,469	48,656	49,142	49,634	50,130	50,632	51,138	51,649	52,166	52,687	53,214	53,746	54,284		annual
	17.39	17.83	18.27	18.73	19.20	19.68	20.17	20.68	21.19	21.72	22.27	22.82	23.39	23.63	23.86	24.10	24.34	24.59	24.83	25.08	25.33	25.58	25.84	26.10		hourly
5	40,753	41,772	42,816	43,886	44,984	46,108	47,261	48,442	49,654	50,895	52,167	53,471	54,808	55,356	55,910	56,469	57,034	57,604	58,180	58,762	59,349	59,943	60,542	61,148		annual
	19.59	20.08	20.58	21.10	21.63	22.17	22.72	23.29	23.87	24.47	25.08	25.71	26.35	26.61	26.88	27.15	27.42	27.69	27.97	28.25	28.53	28.82	29.11	29.40		hourly
6	46,639	47,804	49,000	50,225	51,480	52,767	54,086	55,439	56,825	58,245	59,701	61,194	62,724	63,351	63,984	64,624	65,270	65,923	66,582	67,248	67,921	68,600	69,286			annual
	22.42	22.98	23.56	24.15	24.75	25.37	26.00	26.65	27.32	28.00	28.70	29.42	30.16	30.46	30.76	31.07	31.38	31.69	32.01	32.33	32.65	32.98	33.31			hourly
7	64,298	65,906	67,553	69,242	70,973	72,748	74,566	76,430	78,341	80,300	82,307	84,365	86,474	87,339	88,212	89,094	89,985	90,885	91,794	92,712	93,639					annual
	30.91	31.69	32.48	33.29	34.12	34.97	35.85	36.75	37.66	38.61	39.57	40.56	41.57	41.99	42.41	42.83	43.26	43.69	44.13	44.57	45.02					hourly
37	50,934	52,208	53,513	54,851	56,222	57,627	59,068	60,545	62,058	63,610	65,200	66,830	68,501	69,186	69,878	70,577	71,282	71,995	72,715	73,442	74,177					annual
	24.49	25.10	25.73	26.37	27.03	27.71	28.40	29.11	29.84	30.58	31.35	32.13	32.93	33.26	33.60	33.93	34.27	34.61	34.96	35.31	35.66					hourly

- RANGE 1: Recruit

RANGE 2: Apprentice

RANGE 15: CARTA Training Tech I

RANGE 3: Administrative Assistant I (Range 20)

RANGE 4: Administrative Assistant II (Range 25)

RANGE 5: Administrative Assistant III (Range 27)

RANGE 6: Administrative Assistant IV (Range 32)

RANGE 7: Administrative Manager (new scale)

RANGE 37: Special Assignment

Overtime Rate is calculated at 1 and 1/2 times hourly rate.
Overtime is paid on all hours worked over 40 per work period.
Paid Time Off is included in overtime calculations

Updated 9/3/10 to Update minimum wage
and add Range 2: Apprentice.
Updated 8/8/11 to add Range 15
Update 03/10/15 to add Range 35 and Include HR/ Finance Managers in Range 37
Updated 07/01/2017 for 2% COLA
Updated 10.01.18 for starting scale adj.
Updated 4.1.19 for starting scale adj.

ADMINISTRATION ANNUAL CAFMA WAGE NON-SUPPRESSION SCALE FOR FY2020

Approved by CAFMA Board

Longevity - 1 %

COLA - 0%

COLA 1.000

wage scale 2020.xls

06/25/18

Sal Rge	STEP 1	STEP 2	STEP 3	STEP 4	STEP 5	STEP 6	STEP 7	STEP 8	STEP 9	STEP 10	STEP 11	STEP 12	STEP 13	STEP 13X1	STEP 13X2	STEP 13X3	STEP 13X4	STEP 13X5	STEP 13X6	STEP 13X7	STEP 13X8	STEP 13X9	STEP 13X10	STEP 13X11	STEP 13X12	
1	10.00/hr	Arizona Minimum Wage																								
2	10.46	10.72	10.98	11.26	11.54	11.83	12.12	12.43	12.74	13.06	13.38	13.72	14.06	14.20	14.34	14.49	14.63	14.78	14.93	15.08	15.23	15.38	15.53	15.69	15.84	hourly
15	34,292 16.49	35,150 16.90	36,028 17.32	36,929 17.75	37,852 18.20	38,799 18.65	39,769 19.12	40,763 19.60	41,782 20.09	42,827 20.59	43,897 21.10	44,995 21.63	46,119 22.17	46,581 22.39	47,046 22.62	47,517 22.84	47,992 23.07	48,472 23.30	48,957 23.54	49,446 23.77	49,941 24.01	50,440 24.25	50,945 24.49	51,454 24.74		annual hourly
3	30,631 14.73	31,397 15.09	32,182 15.47	32,986 15.86	33,811 16.26	34,656 16.66	35,523 17.08	36,411 17.51	37,321 17.94	38,254 18.39	39,210 18.85	40,191 19.32	41,195 19.81	41,607 20.00	42,023 20.20	42,444 20.41	42,868 20.61	43,297 20.82	43,730 21.02	44,167 21.23	44,609 21.45	45,055 21.66	45,505 21.88	45,960 22.10		annual hourly
4	36,178 17.39	37,083 17.83	38,010 18.27	38,960 18.73	39,934 19.20	40,933 19.68	41,956 20.17	43,005 20.68	44,080 21.19	45,182 21.72	46,311 22.27	47,469 22.82	48,656 23.39	49,142 23.63	49,634 23.86	50,130 24.10	50,632 24.34	51,138 24.59	51,649 24.83	52,166 25.08	52,687 25.33	53,214 25.58	53,746 25.84	54,284 26.10		annual hourly
5	40,753 19.59	41,772 20.08	42,816 20.58	43,886 21.10	44,984 21.63	46,108 22.17	47,261 22.72	48,442 23.29	49,654 23.87	50,895 24.47	52,167 25.08	53,471 25.71	54,808 26.35	55,356 26.61	55,910 26.88	56,469 27.15	57,034 27.42	57,604 27.69	58,180 27.97	58,762 28.25	59,349 28.53	59,943 28.82	60,542 29.11	61,148 29.40		annual hourly
6	46,639 22.42	47,804 22.98	49,000 23.56	50,225 24.15	51,480 24.75	52,767 25.37	54,086 26.00	55,439 26.65	56,825 27.32	58,245 28.00	59,701 28.70	61,194 29.42	62,724 30.16	63,351 30.46	63,984 30.76	64,624 31.07	65,270 31.38	65,923 31.69	66,582 32.01	67,248 32.33	67,921 32.65	68,600 32.98	69,286 33.31			annual hourly
7	64,298 30.91	65,906 31.69	67,553 32.48	69,242 33.29	70,973 34.12	72,748 34.97	74,566 35.85	76,430 36.75	78,341 37.66	80,300 38.61	82,307 39.57	84,365 40.56	86,474 41.57	87,339 41.99	88,212 42.41	89,094 42.83	89,985 43.26	90,885 43.69	91,794 44.13	92,712 44.57	93,639 45.02					annual hourly
37	50,934 24.49	52,208 25.10	53,513 25.73	54,851 26.37	56,222 27.03	57,627 27.71	59,068 28.40	60,545 29.11	62,058 29.84	63,610 30.58	65,200 31.35	66,830 32.13	68,501 32.93	69,186 33.26	69,878 33.60	70,577 33.93	71,282 34.27	71,995 34.61	72,715 34.96	73,442 35.31	74,177 35.66					annual hourly

- RANGE 1: Recruit

RANGE 2: Apprentice

RANGE 15: CARTA Training Tech I

RANGE 3: Administrative Assistant I

RANGE 4: Administrative Assistant II

RANGE 5: Administrative Assistant III

RANGE 6: Administrative Assistant IV

RANGE 7: Administrative Manager

RANGE 37: Special Assignment
- (Range 20)

(Range 25)

(Range 27)

(Range 32)

(new scale)

Overtime Rate is calculated at 1 and 1/2 times hourly rate.
Overtime is paid on all hours worked over 40 per work period.
Paid Time Off is included in overtime calculations

Updated 9/3/10 to Update minimum wage
and add Range 2: Apprentice.
Updated 8/8/11 to add Range 15
Update 03/10/15 to add Range 35 and Include HR/ Finance Managers in Range 37
Updated 07/01/2017 for 2% COLA

Updated 10.01.18 for starting scale adj.

Updated 4.1.19 for starting scale adj.