

AGENDA

*** AMENDED ***

**Central Arizona Fire and Medical Authority
Central Yavapai Fire District Board of Directors
CY Regular Meeting
Monday, September 28, 2020, 4:30 pm - 5:00 pm
Central Arizona Fire and Medical Authority, Administration, 8603 E. Eastridge
Drive, Prescott Valley.**

NOTICE OF MEETING

Pursuant to A.R.S. § 38-431.02, notice is hereby given to the members of the Central Yavapai Fire District Board of Directors and the general public that the **Central Yavapai Fire District** will hold a meeting open to the public on **Monday, September 28, 2020 at 4:30 p.m.** The meeting will be held at **Central Arizona Fire and Medical Authority, Administration, 8603 E. Eastridge Drive, Prescott Valley, Arizona.** The Board may vote to go into Executive Session on any agenda item, pursuant to A.R.S. §38-431.03(A)(3) for discussion and consultation for legal advice with the District's Attorney on matters as set forth in the agenda item. The following topics and any variables thereto, will be subject to Board consideration, discussion, approval, or other action. All items are set for possible action.

1. CALL TO ORDER / ROLL CALL OF BOARD MEMBERS
2. PLEDGE OF ALLEGIANCE
3. CALL TO THE PUBLIC

In accordance with A.R.S. §38-431.01(H) and as a matter of policy, the Central Yavapai Fire District Board has decided to allow public comments as time permits. Therefore, those wishing to address the Board regarding an issue within the jurisdiction of this public body may do so in an orderly manner that includes completing a Call to the Public Form and submitting it to staff for the record. If a written statement is being read, please provide a copy to ensure it is entered into the record accurately. Individuals will be limited to speak for three (3) minutes and Call to the Public shall not exceed 15 minutes per meeting.

4. CONSENT AGENDA

All matters listed under consent agenda are considered to be routine by the Central Yavapai Fire District Board and will be enacted by one motion. There will be no separate discussion on these items. Any item may be removed by a Board member and will be considered separately for motion, discussion and action.

- A. Approve Regular Session Minutes - June 22, 2020
- B. Approve Executive Session Minutes - June 22, 2020
- C. Approve June 2020 General Fund Statements and Bond Debt Service Financials
- D. Approve July 2020 General Fund Statements and Bond Debt Service Financials
- E. Approve August 2020 General Fund Statements and Bond Debt Service Financials
- F. Approve Annexation and Resolution 2020-24, Neary, 10950 N. Stray Horse Trail, Parcel 401-01-091B

5. VOTE TO GO INTO EXECUTIVE SESSION

- A. Legal Advice Pursuant to A.R.S. §38-431.03(A)(3) and Instruction to District Legal Counsel Pursuant to A.R.S. §38-431.03(A)(4) Regarding Training Center Drainage

6. NEW BUSINESS

- A. Discussion and Possible Action Regarding Training Center Drainage
- B. Motion, Discussion, and Action Related to Acceptance of Appointment Letter from Yavapai County Board of Supervisors for Central Yavapai Fire District Board Members

7. ADJOURNMENT

Disabled persons needing reasonable accommodations should call 928-772-7711 prior to the scheduled meeting.

MINUTES

**Central Arizona Fire and Medical Authority
Central Yavapai Fire District Board of Directors
CY Regular Meeting
Monday, June 22, 2020, 4:30 pm - 5:00 pm
Central Arizona Fire and Medical Authority, Administration, 8603 E. Eastridge Drive,
Prescott Valley**

In-Person Attendance

Darlene Packard; Dave Tharp; Jeff Wasowicz; Kathy Goodman; Matt Zurcher;
Pete Gordon; Scott A Freitag; Susanne Dixon

Remote Attendance

Dane Beck; Nicolas Cornelius

NOTICE OF MEETING

Pursuant to A.R.S. § 38-431.02, notice is hereby given to the members of the Central Yavapai Fire District Board of Directors and the general public that the **Central Yavapai Fire District** will hold a meeting open to the public on **Monday, June 22, 2020 at 4:30 p.m.** The meeting will be held at **Central Arizona Fire and Medical Authority, Administration, 8603 E. Eastridge Drive, Prescott Valley, Arizona.** The Board may vote to go into Executive Session on any agenda item, pursuant to A.R.S. §38-431.03(A)(3) for discussion and consultation for legal advice with the District's Attorney on matters as set forth in the agenda item. The following topics and any variables thereto, will be subject to Board consideration, discussion, approval, or other action. All items are set for possible action.

1. CALL TO ORDER / ROLL CALL OF BOARD MEMBERS

**Chair Zurcher called the meeting to order at 4:30 p.m.
Attorney Cornelius attended via Zoom.**

2. PLEDGE OF ALLEGIANCE

Chair Zurcher led the Pledge of Allegiance.

3. CALL TO THE PUBLIC

In accordance with A.R.S. §38-431.01(H) and as a matter of policy, the Central Yavapai Fire District Board has decided to allow public comments as time permits. Therefore, those wishing to address the Board regarding an issue within the jurisdiction of this public body may do so in an orderly manner that includes completing a Call to the Public Form and submitting it to staff for the record. If a written statement is being read, please provide a copy to ensure it is entered into the record accurately. Individuals will be limited to speak for three (3) minutes and Call to the Public shall not exceed 15 minutes per meeting.

There were no public comments.

4. CONSENT AGENDA

All matters listed under consent agenda are considered to be routine by the Central Yavapai Fire District Board and will be enacted by one motion. There will be no separate discussion

on these items. Any item may be removed by a Board member and will be considered separately for motion, discussion and action.

- A. Approve Regular Session Minutes - May 21, 2020
- B. Approve General Fund Financial Statements
- C. Approve Bond Debt Service Financial Statements
- D. Approve Annexation and Resolution 2020-23, Dahle, 1470 N Skyline Drive, Parcel 100-01-030E

Motion to approve the Consent Agenda.

Move: Darlene Packard Second: Jeff Wasowicz Status: Passed

Yes: Darlene Packard, Jeff Wasowicz, Matt Zurcher, Dane Beck, Pete Gordon

5. PUBLIC HEARING - Fiscal Year 2020-2021 Budget

Chair Zurcher opened the Public Hearing for the Fiscal Year 2020-2021 Budget at 4:32 p.m.

There were no public comments.

Chair Zurcher closed the Public Hearing at 4:32 p.m.

6. VOTE TO GO INTO EXECUTIVE SESSION

- A. Legal Advice Pursuant to A.R.S. §38-431.03(A)(3) and Instruction to District Legal Counsel Pursuant to A.R.S. §38-431.03(A)(4) Re: Training Center Drainage

Attorney Cornelius joined via Zoom at 4:32 p.m.

Chief Freitag requested that Chief Feddema attend the Executive Session. The Board agreed.

Motion to go into Executive Session at 4:33 p.m.

Move: Darlene Packard Second: Jeff Wasowicz Status: Passed

Yes: Darlene Packard, Jeff Wasowicz, Matt Zurcher, Dane Beck, Pete Gordon

7. OLD BUSINESS

- A. Motion, Discussion, and Action Related to Training Center Drainage Issues

Open Session reconvened at 4:39 p.m.

Chair Zurcher directed Attorney Cornelius to move forward with the original settlement and report back to the Board with the start date and any other pertinent news.

8. NEW BUSINESS

- A. Motion, Discussion, and Action Regarding Approval of Resolution 2020-20 and FY 2020-2021 Final Budget and 5-Year Projection

Chief Tharp explained the budget reflects the dollar amount needed, \$19,878,685, by the Central Yavapai Fire District to fund its portion of the Central Arizona Fire and Medical Authority. He brought to attention the conservative projections for NAV increases beginning in Fiscal Year 2022. The Agency is unsure of how COVID-19 will affect property values, and therefore have kept projected tax rates conservative. These projections are in line with the Agency's 2016 predictions.

Chair Zurcher read Resolution 2020-20 into the record.

Motion to approve Resolution 2020-20 and FY 2020-2021 Final Budget.

Move: Darlene Packard Second: Jeff Wasowicz Status: Passed

Yes: Darlene Packard, Jeff Wasowicz, Matt Zurcher, Dane Beck, Pete Gordon

- B. Motion, Discussion, and Action Regarding Approval of Central Yavapai Fire District Fiscal Certification for FY Budget 2020-2021

Chief Tharp explained that this is a requirement by the state of Arizona that the Board must certify the Fiscal Year 2021 Budget will not exceed what the Agency collects in taxes and revenues.

Motion to certify the Fiscal Year 2021 Budget.

Move: Darlene Packard Second: Pete Gordon Status: Passed

Yes: Darlene Packard, Jeff Wasowicz, Matt Zurcher, Dane Beck, Pete Gordon

- C. Motion, Discussion, and Action Regarding Approval of Resolution 2020-21 Assignment of Equity for FY 2021

Chief Tharp explained that this establishes the equity for the auditor, based upon GASB and GAAP. When CAFMA has a net loss or net surplus, equity must be assigned back to each District. 80.26 % is not arbitrary, instead it is based on the required contribution between the two organizations to help fund CAFMA.

Chair Zurcher read Resolution 2020-21 into the record.

Motion to approve Resolution 2020-21.

Move: Pete Gordon Second: Jeff Wasowicz Status: Passed

Yes: Darlene Packard, Jeff Wasowicz, Matt Zurcher, Dane Beck, Pete Gordon

- D. Motion, Discussion, and Action Regarding Approval of FY 2021 Bond Tax Rate of \$0.1746

Chief Tharp explained bond debt service for bonds issued to the District. He reported that due to bond refunding, akin to refinancing, in 2018 the District is saving money; reducing the tax rate by approximately 1¢ this year.

Motion to approve FY 2021 Bond Tax Rate of \$0.1746.

Move: Darlene Packard Second: Pete Gordon Status: Passed

Yes: Darlene Packard, Jeff Wasowicz, Matt Zurcher, Dane Beck, Pete Gordon

- E. Motion, Discussion, and Action Regarding Approval of Resolution 2020-22 Board Meeting Schedule and Monthly Fund Transfers

Chief Tharp stated that this resolution allows the Board to continue holding quarterly meetings and make monthly fund transfers. Fund transfers cannot exceed the amount designated to fund CAFMA.

Chair Zurcher read Resolution 2020-22 into the record.

Motion to approve Resolution 2020-22.

Move: Pete Gordon Second: Jeff Wasowicz Status: Passed

Yes: Darlene Packard, Jeff Wasowicz, Matt Zurcher, Dane Beck, Pete Gordon

9. ADJOURNMENT

Motion to adjourn at 4:52 p.m.

Move: Darlene Packard Second: Jeff Wasowicz Status: Passed

Yes: Darlene Packard, Jeff Wasowicz, Matt Zurcher, Dane Beck, Pete Gordon

Disabled persons needing reasonable accommodations should call 928-772-7711 prior to the scheduled meeting.

The Central Yavapai Fire District Board of Directors have reviewed and approved the following financial documents to include Income Statements, Balance Sheets, and Bank Reconciliations with supporting documents, Revenue and Expenditure Graphs, and Cash Flow Projections in compliance with A.R.S. § 48-805, 807.

CYFD General Fund

CYFD Bond Debt Service

Fire Board Chairperson	Date
------------------------	------

Fire Board Clerk	Date
------------------	------

CENTRAL YAVAPAI FIRE DISTRICT - GENERAL FUND
CHECK RECONCILIATION JUNE, 2020

Reconciliation:

Beginning Balance:	\$ 1,628,794.08
Deposits:	\$ 218,688.17
Transfer Out - Fire Authority:	\$ (863,374.25)
Disbursements:	\$ (175.00)
JE To Post Interest Paid:	\$ -
Fire District Deposit	\$ 5,778.12
County Error:	\$ -
Ending Balance:	\$ 989,711.12

Difference Between Balances: \$ -

Bank Statement Balance:

Balance Per Bank:	\$ 989,851.12
Outstanding Checks:	\$ (140.00)
Outstanding Deposits:	\$ -

Ending Balance: \$ 989,711.12

G/L Ending Balance: \$ 989,711.12

\$ 989,711.12

Deposits Per Bank Statement:

Real Estate Taxes:	\$ 197,128.48
Personal Property Taxes:	\$ 4,418.12
Fire District Assistance Tax:	\$ 4,474.24
Interest Income:	\$ 12,667.33
Transfer to CAFMA:	\$ 863,374.25
Fire District Deposits:	\$ 5,778.12
JE To Post Interest Paid:	\$ -
County Error:	\$ -

Ending Balance: \$ 1,087,840.54

Bank Reconciliation Register:

Checks From Accounts Payable:	\$ 175.00
Checks From Payroll:	\$ -
Prior Period Adjustment:	
Total Checks:	\$ 175.00


Deposits From Accounts Receivable:	\$ 5,778.12
Journal Entries From General Ledger:	\$ 1,082,062.42
Outstanding Transfer:	
Outstanding Deposit:	

Ending Balance: \$ 1,087,840.54

Reconciliation Approved By:

Scott Freitag

Scott Freitag, Fire Chief

 Digitally signed by Scott Freitag
Date: 2020.07.20 13:25:03 -07'00'

Reconciliation Reviewed By:

Dave Tharp


David Tharp, Assistant Chief of Administration

 Digitally signed by Dave Tharp
Date: 2020.07.20 12:57:02 -07'00'

Reconciliation Prepared By:

Karen Butler

Karen Butler, Finance Specialist III

 Digitally signed by Karen Butler
Date: 2020.07.17 10:33:23 -07'00'

CENTRAL YAVAPAI FIRE DISTRICT
General Fund Tax Collection Information

Total Levy Month	FY 15-16 \$13,284,318 Collected	FY 16-17 \$14,116,233 Collected	FY 17-18 \$16,282,904 Collected	FY 18-19 \$16,529,780 Collected	FY 19-20 \$17,960,663 Collected
July	\$78,757	\$50,468	\$47,993	\$48,809	\$53,398
%	0.593%	0.358%	0.295%	0.295%	0.297%
% To Date	0.5929%	0.3575%	0.2947%	0.2953%	0.2973%
August	\$33,291	\$26,519	\$25,442	\$29,028	\$18,645
%	0.251%	0.188%	0.156%	0.176%	0.104%
% To Date	0.8435%	0.5454%	0.4510%	0.4709%	0.4011%
September	\$1,245,953	\$789,429	\$768,730	\$136,335	\$151,569
%	9.379%	5.592%	4.721%	0.825%	0.844%
% To Date	10.2226%	6.1377%	5.1721%	1.2957%	1.2450%
October	\$4,753,774	\$3,589,494	\$6,179,209	\$6,735,649	\$7,842,869
%	35.785%	25.428%	37.949%	40.749%	43.667%
% To Date	46.0074%	31.5659%	43.1211%	42.0442%	44.9119%
November	\$1,053,509	\$3,154,358	\$1,286,322	\$2,208,068	\$1,675,932
%	7.930%	22.346%	7.900%	13.358%	9.331%
% To Date	53.9379%	53.9115%	51.0210%	55.4024%	54.2431%
December	\$847,617	\$896,697	\$987,194	\$1,064,960	\$1,336,392
%	6.3806%	6.3522%	6.0628%	6.4427%	7.4407%
% To Date	60.3185%	60.2637%	57.0837%	61.8450%	61.6837%
January	\$302,609	\$368,574	\$609,745	\$416,757	\$428,512
%	2.2779%	2.6110%	3.7447%	2.5212%	2.3858%
% To Date	62.5964%	62.8747%	60.8284%	64.3663%	64.0696%
February	\$351,342	\$394,891	\$350,747	\$328,790	\$452,992
%	2.6448%	2.7974%	2.1541%	1.9891%	2.5221%
% To Date	65.2412%	65.6721%	62.9825%	66.3554%	66.5917%
March	\$526,700	\$606,436	\$629,128	\$657,391	\$623,229
%	3.9648%	4.2960%	3.8637%	3.9770%	3.4700%
% To Date	69.2061%	69.9681%	66.8462%	70.3324%	70.0617%
April	\$3,444,316	\$3,343,070	\$3,414,235	\$3,987,889	\$4,164,352
%	25.9277%	23.6824%	20.9682%	24.1255%	23.1860%
% To Date	95.1337%	93.6506%	87.8145%	94.4579%	93.2476%
May	\$416,552	\$678,353	\$813,680	\$695,530	\$837,799
%	3.1357%	4.8055%	4.9971%	4.2077%	4.6646%
% To Date	98.2694%	98.4561%	92.8116%	98.6656%	97.9123%
June	\$200,523	\$183,806	\$187,184	\$220,679	\$201,547
%	1.5095%	1.3021%	1.1496%	1.3350%	1.1222%
% To Date	99.7789%	99.7582%	93.9612%	100.0006%	99.0344%
TOTALS	\$13,254,943	\$14,082,095	\$15,299,608	\$16,529,886	\$17,787,237
Delinquency	0.2211%	0.2418%	6.0388%	-0.0006%	0.9656%

CENTRAL YAVAPAI FIRE DISTRICT
FDAT Collection Information

Total Levy Month	FY 15-16 \$313,900 Collected	FY 16-17 \$313,900 Collected	FY 17-18 \$333,290 Collected	FY 18-19 \$333,290 Collected	FY 19-20 \$366,547 Collected
July	\$2,501	\$1,423	\$1,630	\$1,238	\$1,475
%	0.797%	0.453%	0.489%	0.371%	0.403%
% To Date	0.7966%	0.4533%	0.4890%	0.3715%	0.4025%
August	\$1,456	\$661	\$534	\$707	\$1,109
%	0.464%	0.211%	0.160%	0.212%	0.303%
% To Date	1.2606%	0.6638%	0.6491%	0.5835%	0.7050%
September	\$26,332	\$8,777	\$12,654	\$3,182	\$7,941
%	8.389%	2.796%	3.797%	0.955%	2.166%
% To Date	9.6492%	3.4600%	4.4456%	1.5383%	2.8713%
October	\$97,909	\$86,411	\$93,081	\$139,813	\$459,768
%	31.191%	27.528%	27.928%	41.949%	125.432%
% To Date	40.8405%	30.9882%	32.3735%	43.4876%	128.3035%
November	\$43,410	\$75,219	\$74,651	\$59,861	\$128,454
%	13.8292%	23.9628%	22.3983%	17.9606%	35.0443%
% To Date	54.6697%	54.9510%	54.7717%	61.4482%	163.3478%
December	\$20,201	\$24,923	\$21,663	\$25,413	(\$344,794)
%	6.4354%	7.9398%	6.4997%	7.6250%	-94.0656%
% To Date	61.1051%	62.8908%	61.2715%	69.0732%	69.2822%
January	\$10,565	\$11,762	\$11,312	\$11,149	\$11,446
%	3.3658%	3.7471%	3.3939%	3.3450%	3.1227%
% To Date	64.4709%	66.6378%	64.6654%	72.4183%	72.4049%
February	\$7,946	\$8,291	\$8,056	\$7,409	\$10,419
%	2.531%	2.641%	2.417%	2.223%	2.842%
% To Date	67.0023%	69.2790%	67.0825%	74.6413%	75.2473%
March	\$12,018	\$12,638	\$12,174	\$13,713	\$13,361
%	3.8284%	4.0261%	3.6528%	4.1143%	3.6452%
% To Date	70.8307%	73.3051%	70.7354%	78.7556%	78.8925%
April	\$35,416	\$62,586	\$63,209	\$79,859	\$85,315
%	11.2825%	19.9382%	18.9651%	23.9607%	23.2754%
% To Date	82.1132%	93.2433%	89.7005%	102.7163%	102.1679%
May	\$51,376	\$23,662	\$23,731	\$18,881	\$21,832
%	16.3671%	7.5381%	7.1201%	5.6650%	5.9561%
% To Date	98.4803%	100.7814%	96.8206%	108.3813%	108.1240%
June	\$6,266	\$4,682	\$5,094	\$5,726	\$4,474
%	1.9962%	1.4916%	1.5285%	1.7181%	1.2206%
% To Date	100.4765%	102.2729%	98.3491%	110.0994%	109.3446%
TOTALS	\$315,396	\$321,035	\$327,788	\$366,950	\$400,799
Delinquency	-0.4765%	-2.2729%	1.6509%	-10.0994%	-9.3446%

100.0000% 100.0000% 100.0000% 100.0000% 100.0000%

FDAT amount currently under review with County Treasurer's Office



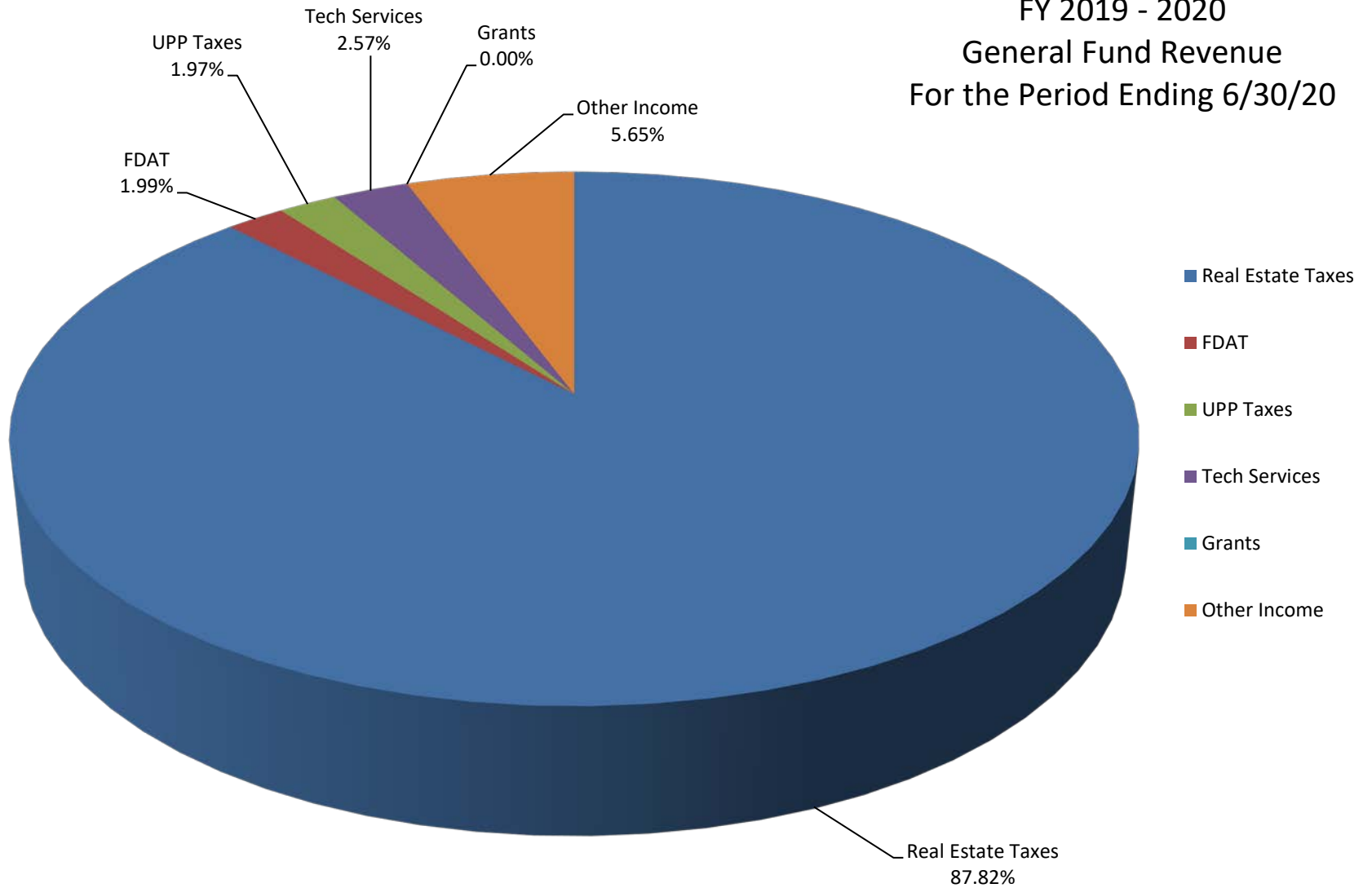
2019 - 2020 Cash Flow by Month : JUNE

[illegible]

**CENTRAL YAVAPAI FIRE DISTRICT
REVENUE GRAPH DATA**

	JUNE, 2020	YTD	
	Revenue	Budget	%
Real Estate Taxes	\$ 197,128	\$ 17,960,663	87.82
FDAT	\$ 4,474	\$ 366,547	1.99
UPP Taxes	\$ 4,418	\$ -	1.97
Tech Services	\$ 5,778	\$ 38,000	2.57
Grants	\$ -	\$ -	0.00
Other Income	\$ 12,667	\$ -	5.65
TOTALS:	\$ 224,466	\$ 18,365,210	100.00

CYFD
FY 2019 - 2020
General Fund Revenue
For the Period Ending 6/30/20

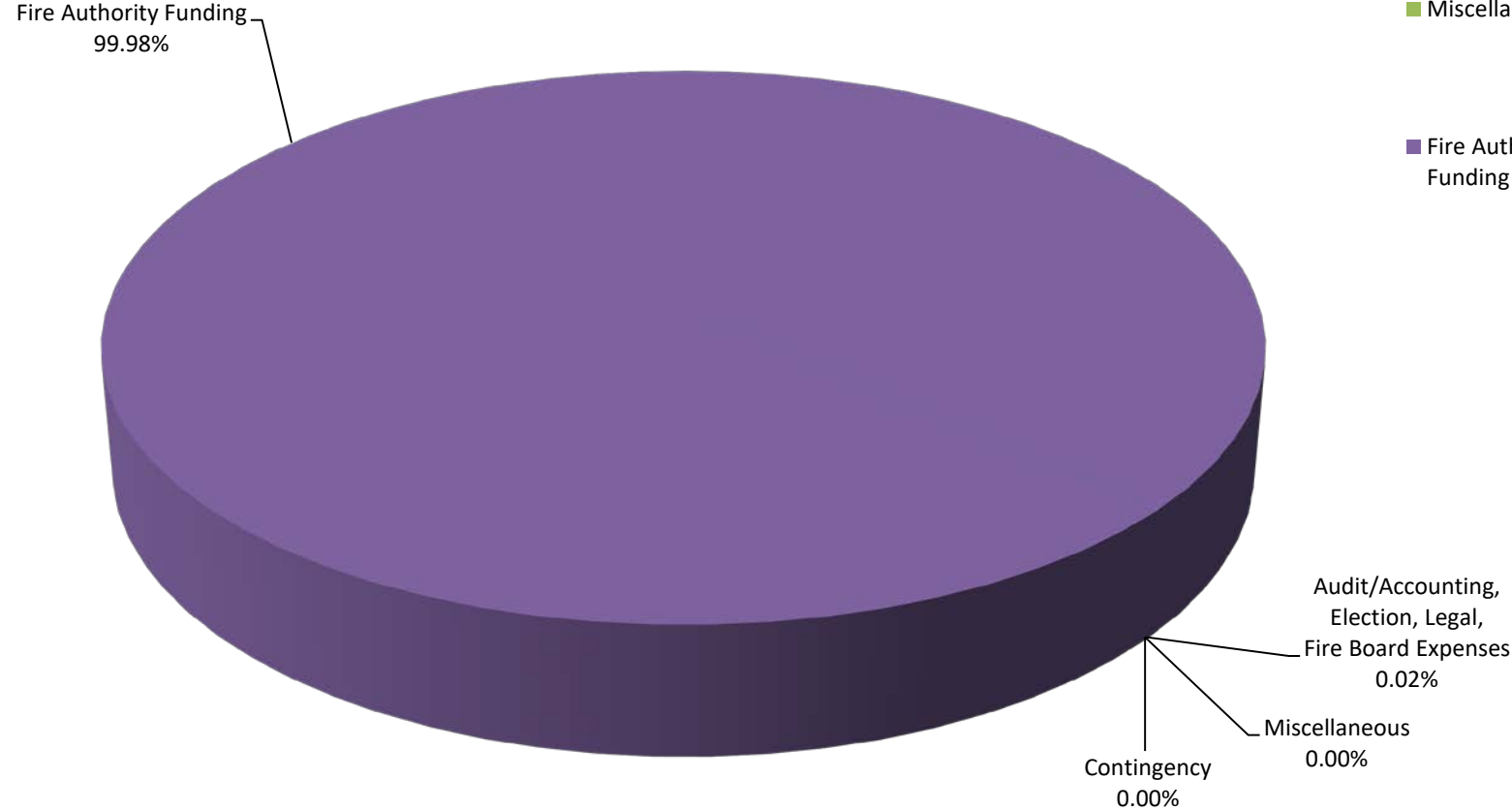


**CENTRAL YAVAPAI FIRE DISTRICT
EXPENSE GRAPH DATA**

JUNE, 2020		YTD	
Revenue		Budget	%
Audit/Accounting, Election, Legal, Fire Board Expenses	\$ 175	\$ 11,000	0.02
Contingency	\$ -	\$ 20,000	0.00
Miscellaneous	\$ -		0.00
Fire Authority Funding	\$ 863,374	\$ 18,334,210	99.98
TOTAL:	\$ 863,549	\$ 18,365,210	100.00

CYFD
FY 2019 - 2020
General Fund Expenditures
For the Period Ending 06/30/20

- Audit/Accounting,
Election, Legal,
Fire Board
Expenses
- Contingency
- Miscellaneous
- Fire Authority
Funding



CENTRAL YAVAPAI FIRE DISTRICT
GENERAL FUND - JUNE, 2020

Real Estate Taxes:	\$	197,128.48
UPP Taxes:	\$	4,418.12
FDAT:	\$	4,474.24
Interest Received:	\$	12,667.33
Fire District Deposits:	\$	5,778.12
Other:	\$	-

TOTAL:	\$	224,466.29
---------------	-----------	-------------------

Transferred to CAFMA:	\$	863,374.25
------------------------------	-----------	-------------------



Yavapai County Treasurer

Monthly Statement

Date Range: 6/1/2020 to 6/30/2020

Central Yavapai Fire Dist - General Fund
Fund: 6060040000



Yavapai County Treasurer

Monthly Statement

Date Range: 6/1/2020 to 6/30/2020

Account	Period	YTD		
6060040000	Central Yavapai Fire Dist GF			
Begin Balance:	1,628,794.08	274,578.24		
Income:	224,466.29 ✓	18,431,174.58		
LOC Advance:	.00	.00		
Expense:	(863,409.25)	(17,715,901.70)	LOC:	.00
LOC Payments:	.00	.00	Warrants Outstanding:	.00
Cash Balance:	989,851.12	989,851.12	End:	989,851.12



Yavapai County Treasurer

Monthly Statement

Date Range: 6/1/2020 to 6/30/2020

Monthly Statement Summary

Source Code	Description	MTDAmount	YTDAmount
6060040000	Central Yavapai Fire Dist GF	Beginning Balance:	1,628,794.08
			274,578.24
11100.2005	2005 Real Estate Taxes	.00	2.88
11100.2006	2006 Real Estate Taxes	.00	1.45
11100.2007	2007 Real Estate Taxes	.00	1.39
11100.2008	2008 Real Estate Taxes	.00	22.94
11100.2009	2009 Real Estate Taxes	.00	41.39
11100.2010	2010 Real Estate Taxes	3.51	47.06
11100.2011	2011 Real Estate Taxes	3.86	238.74
11100.2012	2012 Real Estate Taxes	4.53	102.50
11100.2013	2013 Real Estate Taxes	4.88	150.34
11100.2014	2014 Real Estate Taxes	4.94	152.17
11100.2015	2015 Real Estate Taxes	5.16	102.21
11100.2016	2016 Real Estate Taxes	2.47	(636.21)
11100.2017	2017 Real Estate Taxes	2.51	(295.66)
11100.2018	2018 Real Estate Taxes	2.54	206,812.13
11100.2019	2019 Real Estate Taxes	197,094.08	17,308,233.78
12100.2006	2006 Personal Property Taxes	.00	18.48
12100.2007	2007 Personal Property Taxes	.00	175.05
12100.2008	2008 Personal Property Taxes	.00	152.00
12100.2009	2009 Personal Property Taxes	.00	133.54
12100.2010	2010 Personal Property Taxes	.00	255.47
12100.2011	2011 Personal Property Taxes	25.97	248.80
12100.2012	2012 Personal Property Taxes	46.55	256.96
12100.2013	2013 Personal Property Taxes	49.17	251.44
12100.2014	2014 Personal Property Taxes	66.95	322.54
12100.2015	2015 Personal Property Taxes	52.16	286.32
12100.2016	2016 Personal Property Taxes	65.25	423.26
12100.2017	2017 Personal Property Taxes	53.71	1,487.45
12100.2018	2018 Personal Property Taxes	463.94	5,725.36
12100.2019	2019 Personal Property Taxes	3,594.42	262,523.18
37122.0	Fire District Deposit	5,778.12	204,160.60
37150.0	FDAT Distributions	4,474.24	400,799.36
38108.0	Interest on Investments Charles Schwab	12,092.24	18,621.50
38109.0	Interest on Investments St Treas	575.09	20,356.16
90002.0	Interest Pd on Tax Roll Corrections	.00	(582.18)
91032.0	Warrants Redeemed	(35.00)	(23,713.37)
91702.0	Transfer out	(863,374.25)	(17,691,606.15)
	Ending Balance:	989,851.12	989,851.12



Yavapai County Treasurer

Monthly Statement

Date Range: 6/1/2020 to 6/30/2020

Monthly Statement Detail

Date	Notes	Doc #	Amount	C/D
6060040000 Central Yavapai Fire Dist GF			Beginning Balance: 1,628,794.08	
11100.2010 2010 Real Estate Taxes			Source Code Total: 3.51	
06/23	Tax Distribution	0	3.51	C
11100.2011 2011 Real Estate Taxes			Source Code Total: 3.86	
06/23	Tax Distribution	0	3.86	C
11100.2012 2012 Real Estate Taxes			Source Code Total: 4.53	
06/23	Tax Distribution	0	4.53	C
11100.2013 2013 Real Estate Taxes			Source Code Total: 4.88	
06/23	Tax Distribution	0	4.88	C
11100.2014 2014 Real Estate Taxes			Source Code Total: 4.94	
06/23	Tax Distribution	0	4.94	C
11100.2015 2015 Real Estate Taxes			Source Code Total: 5.16	
06/23	Tax Distribution	0	5.16	C
11100.2016 2016 Real Estate Taxes			Source Code Total: 2.47	
06/23	Tax Distribution	0	2.47	C
11100.2017 2017 Real Estate Taxes			Source Code Total: 2.51	
06/23	Tax Distribution	0	2.51	C
11100.2018 2018 Real Estate Taxes			Source Code Total: 2.54	
06/23	Tax Distribution	0	2.54	C
11100.2019 2019 Real Estate Taxes			Source Code Total: 197,094.08	
06/01	Tax Distribution	0	1,485.53	C
06/01	Tax Distribution	0	1,370.55	C
06/01	Tax Distribution	0	480.67	C
06/01	Tax Distribution	0	4,432.62	C
06/02	Tax Distribution	0	79.10	C
06/02	Tax Distribution	0	845.99	C
06/02	Tax Distribution	0	708.20	C
06/02	Tax Distribution	0	309.27	C
06/02	Tax Distribution	0	335.06	C
06/02	Tax Distribution	0	1,937.85	C
06/03	Tax Distribution	0	626.30	C
06/03	Tax Distribution	0	(57.87)	C
06/03	Tax Distribution	0	3,874.89	C
06/03	Tax Distribution	0	28,349.30	C
06/03	Tax Distribution	0	1,374.69	C
06/04	Tax Distribution	0	86.18	C
06/04	Tax Distribution	0	315.10	C
06/04	Tax Distribution	0	(385.77)	C
06/04	Tax Distribution	0	1,526.00	C
06/04	Tax Distribution	0	1,835.93	C



Yavapai County Treasurer

Monthly Statement

Date Range: 6/1/2020 to 6/30/2020

06/04	Tax Distribution	0	320.83	C
06/05	Tax Distribution	0	771.46	C
06/05	Tax Distribution	0	2,079.07	C
06/05	Tax Distribution	0	561.49	C
06/08	Tax Distribution	0	1,294.55	C
06/08	Tax Distribution	0	1,991.01	C
06/08	Tax Distribution	0	9,354.78	C
06/09	Tax Distribution	0	560.57	C
06/09	Tax Distribution	0	41.01	C
06/10	Tax Distribution	0	1,790.39	C
06/10	Tax Distribution	0	119.85	C
06/11	Tax Distribution	0	685.95	C
06/11	Tax Distribution	0	180.47	C
06/11	Tax Distribution	0	4,324.40	C
06/12	Tax Distribution	0	2,568.62	C
06/12	Tax Distribution	0	2,610.32	C
06/15	Tax Distribution	0	1,536.97	C
06/15	Tax Distribution	0	566.01	C
06/15	Tax Distribution	0	634.86	C
06/16	Tax Distribution	0	894.11	C
06/16	Tax Distribution	0	165.90	C
06/16	Tax Distribution	0	502.94	C
06/17	Tax Distribution	0	2,093.75	C
06/17	Tax Distribution	0	4,612.74	C
06/17	Tax Distribution	0	24.00	C
06/18	Tax Distribution	0	629.81	C
06/18	Tax Distribution	0	780.54	C
06/18	Tax Distribution	0	781.30	C
06/19	Tax Distribution	0	161.98	C
06/19	Tax Distribution	0	15.26	C
06/19	Tax Distribution	0	405.75	C
06/22	Tax Distribution	0	329.32	C
06/22	Tax Distribution	0	4,248.34	C
06/22	Tax Distribution	0	815.98	C
06/22	Tax Distribution	0	2,700.49	C
06/23	Tax Distribution	0	2,495.32	C
06/23	Tax Distribution	0	2,961.89	C
06/23	Tax Distribution	0	1,388.79	C
06/23	Tax Distribution	0	556.05	C
06/23	Tax Distribution	0	1,528.19	C
06/23	Tax Distribution	0	2,043.14	C
06/24	Tax Distribution	0	(387.91)	C
06/24	Tax Distribution	0	10,512.18	C



Yavapai County Treasurer

Monthly Statement

Date Range: 6/1/2020 to 6/30/2020

06/24	Tax Distribution	0	3,728.67	C
06/24	Tax Distribution	0	1,045.70	C
06/24	Tax Distribution	0	5,295.87	C
06/24	Tax Distribution	0	9.58	C
06/25	Tax Distribution	0	2,733.61	C
06/25	Tax Distribution	0	3.75	C
06/25	Tax Distribution	0	8,184.58	C
06/25	Tax Distribution	0	8,711.35	C
06/25	Tax Distribution	0	3,550.08	C
06/25	Tax Distribution	0	3,906.31	C
06/26	Tax Distribution	0	3,156.50	C
06/26	Tax Distribution	0	3,266.43	C
06/26	Tax Distribution	0	240.63	C
06/26	Tax Distribution	0	2,822.53	C
06/29	Tax Distribution	0	913.43	C
06/29	Tax Distribution	0	6,670.05	C
06/29	Tax Distribution	0	1,022.65	C
06/29	Tax Distribution	0	2,545.37	C
06/30	Tax Distribution	0	9,581.85	C
06/30	Tax Distribution	0	5,148.32	C
06/30	Tax Distribution	0	2,774.76	C
12100.2011 2011 Personal Property Taxes			Source Code Total: 25.97	
06/08	Tax Distribution	0	1.40	C
06/30	Tax Distribution	0	24.57	C
12100.2012 2012 Personal Property Taxes			Source Code Total: 46.55	
06/30	Tax Distribution	0	46.55	C
12100.2013 2013 Personal Property Taxes			Source Code Total: 49.17	
06/30	Tax Distribution	0	49.17	C
12100.2014 2014 Personal Property Taxes			Source Code Total: 66.95	
06/02	Tax Distribution	0	17.20	C
06/30	Tax Distribution	0	49.75	C
12100.2015 2015 Personal Property Taxes			Source Code Total: 52.16	
06/30	Tax Distribution	0	52.16	C
12100.2016 2016 Personal Property Taxes			Source Code Total: 65.25	
06/26	Tax Distribution	0	12.38	C
06/30	Tax Distribution	0	52.87	C
12100.2017 2017 Personal Property Taxes			Source Code Total: 53.71	
06/30	Tax Distribution	0	53.71	C
12100.2018 2018 Personal Property Taxes			Source Code Total: 463.94	
06/02	Tax Distribution	0	57.05	C
06/11	Tax Distribution	0	10.54	C
06/15	Tax Distribution	0	10.54	C
06/23	Tax Distribution	0	184.72	C



Yavapai County Treasurer

Monthly Statement

Date Range: 6/1/2020 to 6/30/2020

06/24	Tax Distribution	0	1.51	C
06/25	Tax Distribution	0	70.94	C
06/25	Tax Distribution	0	56.17	C
06/29	Tax Distribution	0	7.95	C
06/29	Tax Distribution	0	10.05	C
06/30	Tax Distribution	0	54.47	C
12100.2019 2019 Personal Property Taxes			Source Code Total: 3,594.42	
06/02	Tax Distribution	0	5.62	C
06/03	Tax Distribution	0	136.85	C
06/10	Tax Distribution	0	49.14	C
06/11	Tax Distribution	0	75.83	C
06/11	Tax Distribution	0	312.69	C
06/12	Tax Distribution	0	32.18	C
06/22	Tax Distribution	0	26.79	C
06/22	Tax Distribution	0	37.84	C
06/23	Tax Distribution	0	176.71	C
06/24	Tax Distribution	0	314.96	C
06/24	Tax Distribution	0	235.50	C
06/24	Tax Distribution	0	102.21	C
06/25	Tax Distribution	0	76.54	C
06/25	Tax Distribution	0	297.75	C
06/25	Tax Distribution	0	167.12	C
06/25	Tax Distribution	0	105.88	C
06/25	Tax Distribution	0	283.37	C
06/26	Tax Distribution	0	36.57	C
06/26	Tax Distribution	0	15.31	C
06/26	Tax Distribution	0	168.54	C
06/26	Tax Distribution	0	59.82	C
06/29	Tax Distribution	0	371.90	C
06/29	Tax Distribution	0	169.87	C
06/30	Tax Distribution	0	143.87	C
06/30	Tax Distribution	0	191.56	C
37122.0 Fire District Deposit			Source Code Total: 5,778.12	
06/04	Deposit	0	2,889.06	C
06/30	Deposit	0	2,889.06	C
37150.0 FDAT Distributions			Source Code Total: 4,474.24	
06/01	Fire Dist Assistance Tax 0.146399	0	120.80	C
06/02	Fire Dist Assistance Tax 0.146399	0	116.18	C
06/03	Fire Dist Assistance Tax 0.146399	0	764.34	C
06/04	Fire Dist Assistance Tax 0.146399	0	62.24	C
06/05	Fire Dist Assistance Tax 0.146399	0	93.74	C
06/08	Fire Dist Assistance Tax 0.146399	0	189.60	C
06/09	Fire Dist Assistance Tax 0.146399	0	17.58	C



Yavapai County Treasurer

Monthly Statement

Date Range: 6/1/2020 to 6/30/2020

06/10	Fire Dist Assistance Tax 0.146399	0	52.05	C
06/11	Fire Dist Assistance Tax 0.146399	0	119.25	C
06/12	Fire Dist Assistance Tax 0.146399	0	94.31	C
06/15	Fire Dist Assistance Tax 0.146399	0	67.17	C
06/16	Fire Dist Assistance Tax 0.146399	0	26.51	C
06/17	Fire Dist Assistance Tax 0.146399	0	272.55	C
06/18	Fire Dist Assistance Tax 0.146399	0	61.51	C
06/19	Fire Dist Assistance Tax 0.146399	0	60.18	C
06/22	Fire Dist Assistance Tax 0.146399	0	264.91	C
06/23	Fire Dist Assistance Tax 0.146399	0	198.47	C
06/24	Fire Dist Assistance Tax 0.146399	0	394.75	C
06/25	Fire Dist Assistance Tax 0.146399	0	623.41	C
06/26	Fire Dist Assistance Tax 0.146399	0	248.16	C
06/29	Fire Dist Assistance Tax 0.146399	0	281.60	C
06/30	Fire Dist Assistance Tax 0.146399	0	344.93	C
38108.0 Interest on Investments Charles Schwab			Source Code Total: 12,092.24	
06/29	Investment Interest	0	12,092.24	C
38109.0 Interest on Investments St Treas			Source Code Total: 575.09	
06/29	Investment Interest	0	575.09	C
91032.0 Warrants Redeemed			Source Code Total: (35.00)	
06/19	Paid Warrants	0	(35.00)	D
91702.0 Transfer out			Source Code Total: (863,374.25)	
06/16	Tfr per CAFMA 6/16/20 email request	0	(863,374.25)	D
6060040000 Central Yavapai Fire Dist GF			Ending Balance: 989,851.12	

Warrant Detail

Payee Name	Warrant	Amount	Issue Dt	Status Dt	Voucher
6060040000 Central Yavapai Fire Dist GF		Account Total: 35.00			
Fund: 0600		Fund Total: 35.00			
Status: PAID		Status Total: 35.00			
/	0706001045	35.00	06/01/20	06/19/20	
		Count	Amount		
Total PAID:		1	35.00		

CENTRAL YAVAPAI FIRE DISTRICT
Bank Reconciliation Summary
For the Bank Statement ending: 6/30/2020

BANK CONTROL ID: CYFD - GENERAL FUND		DESC: GENERAL FUND	ACCOUNT NO: 1100
Beginning Balance:	06/01/20		\$1,628,794.08
Deposits and Credits:			\$224,466.29
Checks and Charges:			(\$863,409.25)
Adjustments:			\$0.00
Ending Balance Per Reconciliation:			\$989,851.12
Ending Balance Per Bank Statement:	06/30/20		\$989,851.12
* Outstanding Deposits and Credits:	06/30/20		\$0.00
* Outstanding Checks and Charges:	06/30/20		(\$140.00)
Ending Book Balance:			\$989,711.12

CENTRAL YAVAPAI FIRE DISTRICT
BR Checks and Charges Cleared
For the Bank Statement ending: 6/30/20

CYFD		General Fund			General Fund	1100
Date	Document	Description	Module	Company	Amount	
06/01/20	706001045	Burch & Cracchiolo, PA	AP	CYFD	\$35.00	
06/30/20	Cash With Yav Cty	Fire Authority Funding June 20	GL	CYFD	\$863,374.25	
TOTAL CHECKS AND CHARGES CLEARED:					\$863,409.25	

CENTRAL YAVAPAI FIRE DISTRICT
BR Checks and Charges Outstanding
For the Bank Statement ending: 6/30/20

CYFD		General Fund			General Fund		1100
Date	Document	Description	Module	Company	Amount		
06/29/20	706001046	Burch & Cracchiolo, PA	AP	CYFD	\$140.00		
TOTAL CHECKS AND CHARGES OUTSTANDING:					\$140.00		

CENTRAL YAVAPAI FIRE DISTRICT
BR Deposits and Credits Cleared
For the Bank Statement ending: 6/30/20

CYFD		General Fund			1100
Date	Document	Description	Module	Company	Amount
06/10/20	5105	Deposit	AR	CYFD	\$2,889.06
06/30/20	5106	Deposit	AR	CYFD	\$2,889.06
06/30/20	Cash With Yav Cty	Tax and Interest Revenue June	GL	CYFD	\$218,688.17
TOTAL DEPOSITS AND CREDITS CLEARED:					\$224,466.29

CENTRAL YAVAPAI FIRE DISTRICT
BR Deposits and Credits Outstanding
For the Bank Statement ending:

Date	Document	Description	Module	Company	Amount
------	----------	-------------	--------	---------	--------

TOTAL DEPOSITS AND CREDITS OUTSTANDING:

CENTRAL YAVAPAI FIRE DISTRICT
Bank Reconciliation Register

Document Number	Date	BR Status	Void?	Description	Date Cleared	Amount
-----------------	------	-----------	-------	-------------	--------------	--------

MODULE: CHECKS FROM ACCOUNTS PAYABLE

BANK CONTROL ID: CYFD - GENERAL FUND						
706001045	06/01/20	Marked	No	Burch & Cracchiolo, PA	07/17/20	\$35.00
706001046	06/29/20	Retrieved	No	Burch & Cracchiolo, PA		\$140.00
SUB TOTAL FOR BANK:						\$175.00
TOTAL FOR MODULE:						\$175.00

MODULE: DEPOSITS FROM ACCOUNTS RECEIVABLE

BANK CONTROL ID: CYFD - GENERAL FUND						
5105	06/10/20	Marked	No	Deposit	07/17/20	\$2,889.06
5106	06/30/20	Marked	No	Deposit	07/17/20	\$2,889.06
SUB TOTAL FOR BANK:						\$5,778.12
TOTAL FOR MODULE:						\$5,778.12

MODULE: JOURNAL ENTRIES FROM GENERAL LEDGER

BANK CONTROL ID: CYFD - GENERAL FUND						
Cash With Yav Cty	06/30/20	Marked	No	Fire Authority Funding June 20	07/17/20	\$863,374.25
Cash With Yav Cty	06/30/20	Marked	No	Tax and Interest Revenue June	07/17/20	\$218,688.17
SUB TOTAL FOR BANK:						\$1,082,062.42
TOTAL FOR MODULE:						\$1,082,062.42

CENTRAL YAVAPAI FIRE DISTRICT
BR Adjustments Report
For the Bank Statement ending:

Date	Document	Description	GL Account	Offset Amt	Adj. Amt
------	----------	-------------	------------	------------	----------

DOCUMENT:

ADJUSTMENT DOCUMENT " TOTAL:

TOTAL FOR ALL ADJUSTMENTS:

7/17/20
9:40:02 AM

CENTRAL YAVAPAI FIRE DISTRICT
Income Statement
(Original Budget to Actual Comparison)
For the period of 6/1/2020 Through 6/30/2020

	Account	Actual	Current Period Budget	Variance	%	Actual	Year To Date Budget	Variance	%
<u>Revenues</u>									
Real Estate Tax	400000000	\$197,128.48	\$0.00	\$197,128.48	0.0%	\$17,514,977.11	\$17,960,663.00	\$(445,685.89)	(2.5)%
Personal Property Tax	410000000	4,418.12	0.00	4,418.12	0.0	272,259.85	0.00	272,259.85	0.0
Fire District Assistance Tax	420000000	4,474.24	0.00	4,474.24	0.0	400,799.36	366,547.00	34,252.36	9.3
Cell Tower Lease Revenue	477500000	5,778.12	0.00	5,778.12	0.0	41,660.60	0.00	41,660.60	0.0
Interest Income-General Fund	490000000	12,667.33	0.00	12,667.33	0.0	38,452.43	0.00	38,452.43	0.0
Misc. Income	510000000	0.00	0.00	0.00	0.0	162,500.00	0.00	162,500.00	0.0
Communications Contracting Revenue	514041000	0.00	0.00	0.00	0.0	0.00	38,000.00	(38,000.00)	(100.0)
Net Revenues		\$224,466.29	\$0.00	\$224,466.29	0.0 %	\$18,430,649.35	\$18,365,210.00	\$65,439.35	0.4 %
<u>Personnel Expenses</u>									
Fire Authority Funding	670010000	\$863,374.25	\$0.00	\$(863,374.25)	0.0%	\$17,691,606.15	\$18,334,210.00	\$642,603.85	3.5%
Total Personnel Expenses		\$863,374.25	\$0.00	\$(863,374.25)	0.0 %	\$17,691,606.15	\$18,334,210.00	\$642,603.85	3.5 %
<u>Service Expenses</u>									
Audit & Accounting	640010000	\$0.00	\$0.00	\$0.00	0.0%	\$7,033.75	\$5,000.00	\$(2,033.75)	(40.7)%
Legal Services - Routine	641010000	0.00	0.00	0.00	0.0	2,387.50	5,000.00	2,612.50	52.3
Legal Services - Non-Routine	641010600	175.00	0.00	(175.00)	0.0	13,245.00	1,000.00	(12,245.00)	(1224.5)
Fire Board Expenses	644110000	0.00	0.00	0.00	0.0	512.12	0.00	(512.12)	0.0
Misc/Admin	661010000	0.00	0.00	0.00	0.0	56.95	0.00	(56.95)	0.0
Total Service Expenses		\$175.00	\$0.00	\$(175.00)	0.0 %	\$23,235.32	\$11,000.00	\$(12,235.32)	(111.2)%
Total Expenses		\$863,549.25		\$(863,549.25)		\$17,714,841.47	\$18,345,210.00	\$630,368.53	3.4%
Income (Loss) from Operations		\$(639,082.96)	\$0.00	\$(639,082.96)	0.0%	\$715,807.88	\$20,000.00	\$695,807.88	3479.0%
<u>Contingency</u>									
Funded Contingency/Admin	780010000	\$0.00	\$0.00	\$0.00	0.0%	\$0.00	\$(20,000.00)	\$20,000.00	100.0%
Total Contingency		\$0.00	\$0.00	\$0.00	0.0 %	\$0.00	\$(20,000.00)	\$20,000.00	100.0 %
Net Income (Loss)		\$(639,082.96)	\$0.00	\$(639,082.96)	0.0%	\$715,807.88	\$0.00	\$715,807.88	0.0%

7/17/20
9:40:13 AM

CENTRAL YAVAPAI FIRE DISTRICT

Balance Sheet
As of 6/30/2020

Assets

Current Assets

Cash with Yavapai County	\$989,711.12	
Taxes Receivable	281,525.50	
Total Current Assets		\$1,271,236.62

Total Assets

\$1,271,236.62

Liabilities and Net Assets

Current Liabilities

Accounts Payable	\$2,594.05	
CAFMA accounts payable	235,812.86	
Total Current Liabilities		\$238,406.91

Total Liabilities

\$238,406.91

Net Assets

Fund Balance	\$317,021.83	
Current Year Net Assets	715,807.88	
Total Net Assets		1,032,829.71

Total Liabilities and Net Assets

\$1,271,236.62

CENTRAL YAVAPAI FIRE DISTRICT
GL Account Ledger - Detail By Period
6/1/2020 through 6/30/2020

Batch	Journal	Entry #	Date	Job	Document	Description	Debits	Credits	Balance
1100.0.0.000					CASH WITH YAVAPAI COUNTY				\$1,628,794.08
4815	CD	1488971	06/01/20		706001045	Burch & Cracchiolo, PA - Cash Disbursement BURCH1	-	35.00	1,628,759.08
4817	CR	1488978	06/10/20		3323290016	AT&T MOBILITY, LLC -	2,889.06	-	1,631,648.14
4819	CD	1488982	06/29/20		706001046	Burch & Cracchiolo, PA - Cash Disbursement BURCH1	-	140.00	1,631,508.14
4820	CR	1488984	06/30/20		3323349547	AT&T MOBILITY, LLC -	2,889.06	-	1,634,397.20
4818	A	1488981	06/30/20		Cash With Yav Cty	Fire Authority Funding June 2020	-	863,374.25	771,022.95
4821	A	1488986	06/30/20		Cash With Yav Cty	Tax and Interest Revenue June 2020	218,688.17	-	989,711.12
CASH WITH YAVAPAI COUNTY TOTALS:							\$224,466.29	\$863,549.25	\$989,711.12
TOTAL OF LEDGER:							\$224,466.29	\$863,549.25	\$989,711.12

CENTRAL YAVAPAI FIRE DISTRICT
GL Trial Balance Worksheet
For The Period of 6/1/2020 through 6/30/2020

Account	Description	Balances				Adjustments
		Beginning	Debits	Credits	Ending	
1100.0.0.000	Cash with Yavapai County	\$1,628,794.08	\$224,466.29	\$863,549.25	\$989,711.12	
TOTALS:		<u>\$1,628,794.08</u>	<u>\$224,466.29</u>	<u>\$863,549.25</u>	<u>\$989,711.12</u>	

CENTRAL YAVAPAI FIRE DISTRICT
BOND DEBT SERVICE ACCOUNT 6-60240-0000
CHECK RECONCILIATION JUNE, 2020

Reconciliation:

Beginning Balance (CYFD):	\$	1,511,868.10
Deposits:	\$	14,371.96
Bank Administration Fees:	\$	-
Interest Income:	\$	4,623.49
Bank Principal/Interest Payments	\$	(1,266,774.25)
County Adjustment:	\$	-
Ending Balance:	\$	264,089.30

Difference Between Balances: \$ 0.00

Bank Statement Balance:

Balance Per Bank: \$ 264,089.30

Ending Balance: \$ 264,089.30


Deposits Per Bank Statement:

Deposits:	\$	-
Real Estate Taxes:	\$	14,041.43
Personal Property Taxes:	\$	330.53
Interest:	\$	4,623.49
Ending Balance:	\$	18,995.45

Reconciliation Approved By:

Scott Freitag


Scott Freitag, Fire Chief

 Digitally signed by Scott Freitag
Date: 2020.07.20 13:25:41 -07'00'

Reconciliation Reviewed By:

Dave Tharp

David Tharp, Assistant Chief of Administration

 Digitally signed by Dave Tharp
Date: 2020.07.20 13:01:10 -07'00'

Reconciliation Prepared By:

Karen Butler

Karen Butler, Finance Specialist III

 Digitally signed by Karen Butler
Date: 2020.07.17 10:12:41 -07'00'

CENTRAL YAVAPAI FIRE DISTRICT
BOND DEBT FUND - JUNE, 2020

Real Estate Taxes:	\$	14,041.43
UPP Taxes:	\$	330.53
Interest Received:	\$	4,623.49
Other:	\$	-

TOTAL:	\$	18,995.45
---------------	-----------	------------------



Yavapai County Treasurer

Monthly Statement

Date Range: 6/1/2020 to 6/30/2020

Central Yavapai Fire Dist BDS
Fund: 6060240000



Yavapai County Treasurer

Monthly Statement

Date Range: 6/1/2020 to 6/30/2020

Account	Period	YTD		
6060240000	Central Yavapai Fire Dist BDS			
Begin Balance:	1,511,868.10	356,776.68		
Income:	18,995.45 ✓	1,286,591.40		
LOC Advance:	.00	.00		
Expense:	(1,266,774.25)	(1,379,278.78)	LOC:	.00
LOC Payments:	.00	.00	Warrants Outstanding:	.00
Cash Balance:	264,089.30	264,089.30	End:	264,089.30



Yavapai County Treasurer

Monthly Statement

Date Range: 6/1/2020 to 6/30/2020

Monthly Statement Summary

Source Code	Description		MTDAmount	YTDAmount
6060240000	Central Yavapai Fire Dist BDS	Beginning Balance:	1,511,868.10	356,776.68
11100.2005	2005 Real Estate Taxes		.00	.33
11100.2006	2006 Real Estate Taxes		.00	.15
11100.2007	2007 Real Estate Taxes		.00	.12
11100.2008	2008 Real Estate Taxes		.00	2.31
11100.2009	2009 Real Estate Taxes		.00	4.05
11100.2010	2010 Real Estate Taxes		.39	5.20
11100.2011	2011 Real Estate Taxes		.46	28.54
11100.2012	2012 Real Estate Taxes		.55	12.34
11100.2013	2013 Real Estate Taxes		.60	18.34
11100.2014	2014 Real Estate Taxes		.52	16.01
11100.2015	2015 Real Estate Taxes		.52	10.29
11100.2016	2016 Real Estate Taxes		.23	(59.13)
11100.2017	2017 Real Estate Taxes		.21	(25.29)
11100.2018	2018 Real Estate Taxes		.20	16,439.89
11100.2019	2019 Real Estate Taxes		14,037.75	1,232,753.18
12100.2006	2006 Personal Property Taxes		.00	1.97
12100.2007	2007 Personal Property Taxes		.00	14.88
12100.2008	2008 Personal Property Taxes		.00	15.35
12100.2009	2009 Personal Property Taxes		.00	13.07
12100.2010	2010 Personal Property Taxes		.00	28.21
12100.2011	2011 Personal Property Taxes		3.11	29.76
12100.2012	2012 Personal Property Taxes		5.61	30.96
12100.2013	2013 Personal Property Taxes		5.99	30.66
12100.2014	2014 Personal Property Taxes		7.04	33.91
12100.2015	2015 Personal Property Taxes		5.24	28.75
12100.2016	2016 Personal Property Taxes		6.06	39.33
12100.2017	2017 Personal Property Taxes		4.59	127.13
12100.2018	2018 Personal Property Taxes		36.88	455.06
12100.2019	2019 Personal Property Taxes		256.01	18,698.08
38108.0	Interest on Investments Charles Schwab		4,413.59	8,773.46
38109.0	Interest on Investments St Treas		209.90	9,064.49
90002.0	Interest Pd on Tax Roll Corrections		.00	(50.28)
92185.0	Paying Agent Fees		.00	(680.00)
92190.0	Bond Interest Payment		(111,774.25)	(223,548.50)
92195.0	Bond Redemption Payment		(1,155,000.00)	(1,155,000.00)
		Ending Balance:	264,089.30	264,089.30

Monthly Statement Detail



Yavapai County Treasurer

Monthly Statement

Date Range: 6/1/2020 to 6/30/2020

Date	Notes	Doc #	Amount	C/D
6060240000 Central Yavapai Fire Dist BDS			Beginning Balance: 1,511,868.10	
11100.2010 2010 Real Estate Taxes			Source Code Total: .39	
06/23	Tax Distribution	0	.39	C
11100.2011 2011 Real Estate Taxes			Source Code Total: .46	
06/23	Tax Distribution	0	.46	C
11100.2012 2012 Real Estate Taxes			Source Code Total: .55	
06/23	Tax Distribution	0	.55	C
11100.2013 2013 Real Estate Taxes			Source Code Total: .60	
06/23	Tax Distribution	0	.60	C
11100.2014 2014 Real Estate Taxes			Source Code Total: .52	
06/23	Tax Distribution	0	.52	C
11100.2015 2015 Real Estate Taxes			Source Code Total: .52	
06/23	Tax Distribution	0	.52	C
11100.2016 2016 Real Estate Taxes			Source Code Total: .23	
06/23	Tax Distribution	0	.23	C
11100.2017 2017 Real Estate Taxes			Source Code Total: .21	
06/23	Tax Distribution	0	.21	C
11100.2018 2018 Real Estate Taxes			Source Code Total: .20	
06/23	Tax Distribution	0	.20	C
11100.2019 2019 Real Estate Taxes			Source Code Total: 14,037.75	
06/01	Tax Distribution	0	105.80	C
06/01	Tax Distribution	0	97.61	C
06/01	Tax Distribution	0	34.24	C
06/01	Tax Distribution	0	315.70	C
06/02	Tax Distribution	0	5.63	C
06/02	Tax Distribution	0	60.25	C
06/02	Tax Distribution	0	50.44	C
06/02	Tax Distribution	0	22.02	C
06/02	Tax Distribution	0	23.86	C
06/02	Tax Distribution	0	138.02	C
06/03	Tax Distribution	0	44.61	C
06/03	Tax Distribution	0	(4.12)	C
06/03	Tax Distribution	0	276.02	C
06/03	Tax Distribution	0	2,019.14	C
06/03	Tax Distribution	0	97.92	C
06/04	Tax Distribution	0	6.14	C
06/04	Tax Distribution	0	22.44	C
06/04	Tax Distribution	0	(27.49)	C
06/04	Tax Distribution	0	108.68	C
06/04	Tax Distribution	0	130.77	C
06/04	Tax Distribution	0	22.85	C
06/05	Tax Distribution	0	54.95	C



Yavapai County Treasurer

Monthly Statement

Date Range: 6/1/2020 to 6/30/2020

06/05	Tax Distribution	0	148.08	C
06/05	Tax Distribution	0	40.00	C
06/08	Tax Distribution	0	92.21	C
06/08	Tax Distribution	0	141.80	C
06/08	Tax Distribution	0	666.28	C
06/09	Tax Distribution	0	39.92	C
06/09	Tax Distribution	0	2.92	C
06/10	Tax Distribution	0	127.52	C
06/10	Tax Distribution	0	8.53	C
06/11	Tax Distribution	0	48.85	C
06/11	Tax Distribution	0	12.86	C
06/11	Tax Distribution	0	308.01	C
06/12	Tax Distribution	0	182.94	C
06/12	Tax Distribution	0	185.92	C
06/15	Tax Distribution	0	109.46	C
06/15	Tax Distribution	0	40.32	C
06/15	Tax Distribution	0	45.22	C
06/16	Tax Distribution	0	63.69	C
06/16	Tax Distribution	0	11.82	C
06/16	Tax Distribution	0	35.81	C
06/17	Tax Distribution	0	149.13	C
06/17	Tax Distribution	0	328.53	C
06/17	Tax Distribution	0	1.71	C
06/18	Tax Distribution	0	44.86	C
06/18	Tax Distribution	0	55.59	C
06/18	Tax Distribution	0	55.65	C
06/19	Tax Distribution	0	11.54	C
06/19	Tax Distribution	0	1.09	C
06/19	Tax Distribution	0	28.90	C
06/22	Tax Distribution	0	23.45	C
06/22	Tax Distribution	0	302.55	C
06/22	Tax Distribution	0	58.12	C
06/22	Tax Distribution	0	192.35	C
06/23	Tax Distribution	0	177.72	C
06/23	Tax Distribution	0	210.96	C
06/23	Tax Distribution	0	98.91	C
06/23	Tax Distribution	0	39.60	C
06/23	Tax Distribution	0	108.84	C
06/23	Tax Distribution	0	145.53	C
06/24	Tax Distribution	0	(27.63)	C
06/24	Tax Distribution	0	748.72	C
06/24	Tax Distribution	0	265.58	C
06/24	Tax Distribution	0	74.49	C



Yavapai County Treasurer

Monthly Statement

Date Range: 6/1/2020 to 6/30/2020

06/24	Tax Distribution	0	377.19	C
06/24	Tax Distribution	0	.68	C
06/25	Tax Distribution	0	194.71	C
06/25	Tax Distribution	0	.26	C
06/25	Tax Distribution	0	582.93	C
06/25	Tax Distribution	0	620.46	C
06/25	Tax Distribution	0	252.88	C
06/25	Tax Distribution	0	278.21	C
06/26	Tax Distribution	0	224.81	C
06/26	Tax Distribution	0	232.67	C
06/26	Tax Distribution	0	17.14	C
06/26	Tax Distribution	0	201.02	C
06/29	Tax Distribution	0	65.06	C
06/29	Tax Distribution	0	475.04	C
06/29	Tax Distribution	0	72.84	C
06/29	Tax Distribution	0	181.28	C
06/30	Tax Distribution	0	682.45	C
06/30	Tax Distribution	0	366.66	C
06/30	Tax Distribution	0	197.63	C
12100.2011 2011 Personal Property Taxes			Source Code Total: 3.11	
06/08	Tax Distribution	0	.17	C
06/30	Tax Distribution	0	2.94	C
12100.2012 2012 Personal Property Taxes			Source Code Total: 5.61	
06/30	Tax Distribution	0	5.61	C
12100.2013 2013 Personal Property Taxes			Source Code Total: 5.99	
06/30	Tax Distribution	0	5.99	C
12100.2014 2014 Personal Property Taxes			Source Code Total: 7.04	
06/02	Tax Distribution	0	1.81	C
06/30	Tax Distribution	0	5.23	C
12100.2015 2015 Personal Property Taxes			Source Code Total: 5.24	
06/30	Tax Distribution	0	5.24	C
12100.2016 2016 Personal Property Taxes			Source Code Total: 6.06	
06/26	Tax Distribution	0	1.15	C
06/30	Tax Distribution	0	4.91	C
12100.2017 2017 Personal Property Taxes			Source Code Total: 4.59	
06/30	Tax Distribution	0	4.59	C
12100.2018 2018 Personal Property Taxes			Source Code Total: 36.88	
06/02	Tax Distribution	0	4.53	C
06/11	Tax Distribution	0	.84	C
06/15	Tax Distribution	0	.84	C
06/23	Tax Distribution	0	14.68	C
06/24	Tax Distribution	0	.12	C
06/25	Tax Distribution	0	5.64	C



Yavapai County Treasurer

Monthly Statement

Date Range: 6/1/2020 to 6/30/2020

06/25	Tax Distribution	0	4.47	C
06/29	Tax Distribution	0	.63	C
06/29	Tax Distribution	0	.80	C
06/30	Tax Distribution	0	4.33	C
12100.2019 2019 Personal Property Taxes			Source Code Total: 256.01	
06/02	Tax Distribution	0	.40	C
06/03	Tax Distribution	0	9.74	C
06/10	Tax Distribution	0	3.50	C
06/11	Tax Distribution	0	5.40	C
06/11	Tax Distribution	0	22.27	C
06/12	Tax Distribution	0	2.29	C
06/22	Tax Distribution	0	1.91	C
06/22	Tax Distribution	0	2.70	C
06/23	Tax Distribution	0	12.59	C
06/24	Tax Distribution	0	22.44	C
06/24	Tax Distribution	0	16.78	C
06/24	Tax Distribution	0	7.28	C
06/25	Tax Distribution	0	5.45	C
06/25	Tax Distribution	0	21.22	C
06/25	Tax Distribution	0	11.90	C
06/25	Tax Distribution	0	7.54	C
06/25	Tax Distribution	0	20.18	C
06/26	Tax Distribution	0	2.60	C
06/26	Tax Distribution	0	1.09	C
06/26	Tax Distribution	0	12.00	C
06/26	Tax Distribution	0	4.26	C
06/29	Tax Distribution	0	26.48	C
06/29	Tax Distribution	0	12.10	C
06/30	Tax Distribution	0	10.25	C
06/30	Tax Distribution	0	13.64	C
38108.0 Interest on Investments Charles Schwab			Source Code Total: 4,413.59	
06/29	Investment Interest	0	4,413.59	C
38109.0 Interest on Investments St Treas			Source Code Total: 209.90	
06/29	Investment Interest	0	209.90	C
92190.0 Bond Interest Payment			Source Code Total: (111,774.25)	
06/29	VYFD Ser 2013 Int Pmnt Tran ID 75885348	0	(57,229.75)	D *
06/29	CYFD Ser 2018 Int Pmnt Trans ID 75884202	0	(54,544.50)	D ✓
92195.0 Bond Redemption Payment			Source Code Total: (1,155,000.00)	
06/29	CYFD Ser 2013 Prn Pmnt Tran ID 75885348	0	(805,000.00)	D *
06/29	CYFD Ser 2018 Prn Pmnt Trans ID 75884202	0	(350,000.00)	D ✓
6060240000 Central Yavapai Fire Dist BDS			Ending Balance: 264,089.30	

* 7862,229.75
✓ 5404,544.50

Central Yavapai Fire Bond Debt Service

Bank Reconciliation Summary

For the Bank Statement ending: 6/30/2020

BANK CONTROL ID: CYFDA - CASH/BOND BUILDING FUND		DESC: CASH/BOND BUILDING FUND	ACCOUNT NO: 1100
Beginning Balance:	06/01/20		\$1,511,868.10
Deposits and Credits:			\$18,995.45
Checks and Charges:			(\$1,266,774.25)
Adjustments:			\$0.00
Ending Balance Per Reconciliation:			<u>\$264,089.30</u>
Ending Balance Per Bank Statement:	06/30/20		\$264,089.30
* Outstanding Deposits and Credits:	06/30/20		\$0.00
* Outstanding Checks and Charges:	06/30/20		\$0.00
Ending Book Balance:	06/30/20		<u>\$264,089.30</u>

Central Yavapai Fire Bond Debt Service
BR Checks and Charges Cleared
For the Bank Statement ending: 6/30/20

CYFDA		Cash/Bond Building Fund	Cash/Bond Building Fund		1100
Date	Document	Description	Module	Company	Amount
06/30/20	Cash With Yav Cty	BDS Principle Payment June 202	GL	CYFBDS	\$1,155,000.00
06/30/20	Cash With Yav Cty	BDS Interest Payment June 2020	GL	CYFBDS	\$111,774.25
TOTAL CHECKS AND CHARGES CLEARED:					<u>\$1,266,774.25</u>

Central Yavapai Fire Bond Debt Service
BR Checks and Charges Outstanding
For the Bank Statement ending:

Date	Document	Description	Module	Company	Amount
------	----------	-------------	--------	---------	--------

TOTAL CHECKS AND CHARGES OUTSTANDING:

Central Yavapai Fire Bond Debt Service
BR Deposits and Credits Cleared
For the Bank Statement ending: 6/30/20

CYFDA		Cash/Bond Building Fund			1100
Date	Document	Description	Module	Company	Amount
06/30/20	Cash With Yav Cty	Tax and Interest Revenue June	GL	CYFBDS	\$18,995.45
TOTAL DEPOSITS AND CREDITS CLEARED:					\$18,995.45

Central Yavapai Fire Bond Debt Service
BR Deposits and Credits Outstanding
For the Bank Statement ending:

Date	Document	Description	Module	Company	Amount
------	----------	-------------	--------	---------	--------

TOTAL DEPOSITS AND CREDITS OUTSTANDING:

Central Yavapai Fire Bond Debt Service
Bank Reconciliation Register

Document Number	Date	BR Status	Void?	Description	Date Cleared	Amount
-----------------	------	-----------	-------	-------------	--------------	--------

MODULE: JOURNAL ENTRIES FROM GENERAL LEDGER

BANK CONTROL ID: CYFDA - CASH/BOND BUILDING FUND						
Cash With Yav Cty	06/30/20	Marked	No	Tax and Interest Revenue June	07/17/20	\$18,995.45
Cash With Yav Cty	06/30/20	Marked	No	BDS Principle Payment June 202	07/17/20	\$1,155,000.00
Cash With Yav Cty	06/30/20	Marked	No	BDS Interest Payment June 2020	07/17/20	\$111,774.25
SUB TOTAL FOR BANK:						\$1,285,769.70
TOTAL FOR MODULE:						\$1,285,769.70

Central Yavapai Fire Bond Debt Service
BR Adjustments Report
For the Bank Statement ending:

Date	Document	Description	GL Account	Offset Amt	Adj. Amt
------	----------	-------------	------------	------------	----------

DOCUMENT:

ADJUSTMENT DOCUMENT " TOTAL:

TOTAL FOR ALL ADJUSTMENTS:

7/17/20
9:58:51 AM

Central Yavapai Fire Bond Debt Service
Income Statement
(Original Budget to Actual Comparison)
For the period of 6/1/2020 Through 6/30/2020

	Account	Actual	Current Period Budget	Variance	%	Actual	Year To Date Budget	Variance	%
<u>General & Administrative Expenses</u>									
Bond Debt Service Principal Payment	600000	\$1,155,000.00	\$0.00	\$(1,155,000.00)	0.0%	\$1,155,000.00	\$0.00	\$(1,155,000.00)	0.0%
Bond Debt Service Interest Expense	610000	111,774.25	0.00	(111,774.25)	0.0	223,558.65	0.00	(223,558.65)	0.0
Professional Services	640500	0.00	0.00	0.00	0.0	680.00	0.00	(680.00)	0.0
Total General & Administrative Expenses		\$1,266,774.25	\$0.00	\$(1,266,774.25)	0.0 %	\$1,379,238.65	\$0.00	\$(1,379,238.65)	0.0 %
Total Expenses		\$1,266,774.25		\$(1,266,774.25)		\$1,379,238.65		\$(1,379,238.65)	
Income (Loss) from Operations		\$(1,266,774.25)	\$0.00	\$(1,266,774.25)	0.0%	\$(1,379,238.65)	\$0.00	\$(1,379,238.65)	0.0%
<u>Other Income (Expense)</u>									
Bond Debt Service Tax Revenue	420000	\$14,371.96	\$0.00	\$14,371.96	0.0%	\$1,268,753.45	\$0.00	\$1,268,753.45	0.0%
Bond Debt Service Interest Revenue	430000	4,623.49	0.00	4,623.49	0.0	17,797.82	0.00	17,797.82	0.0
Total Other Income (Expense)		\$18,995.45	\$0.00	\$18,995.45	0.0 %	\$1,286,551.27	\$0.00	\$1,286,551.27	0.0 %
Net Income (Loss)		\$(1,247,778.80)	\$0.00	\$(1,247,778.80)	0.0%	\$(92,687.38)	\$0.00	\$(92,687.38)	0.0%

7/17/20
9:58:56 AM

Central Yavapai Fire Bond Debt Service

Balance Sheet
As of 6/30/2020

Assets

Current Assets

Cash / Bond Debt Service	\$264,089.30	
Property Tax Receivable	23,702.03	
Total Current Assets		\$287,791.33
Total Assets		\$287,791.33

Net Assets

Retained Earnings	\$380,478.71	
Current Year Net Assets	(92,687.38)	
Total Net Assets		287,791.33
Total Liabilities and Net Assets		\$287,791.33

Central Yavapai Fire Bond Debt Service

GL Account Ledger - Detail By Period

6/1/2020 through 6/30/2020

Batch	Journal	Entry #	Date	Job	Document	Description	Debits	Credits	Balance
1100.00						CASH / BOND DEBT SERVICE			\$1,511,868.10
207	R	721	06/30/20		Cash With Yav Cty	Tax and Interest Revenue June 2020	18,995.45	-	1,530,863.55
208	A	727	06/30/20		Cash With Yav Cty	BDS Principle Payment June 2020	-	1,155,000.00	375,863.55
209	A	730	06/30/20		Cash With Yav Cty	BDS Interest Payment June 2020	-	111,774.25	264,089.30
CASH / BOND DEBT SERVICE TOTALS:							\$18,995.45	\$1,266,774.25	\$264,089.30
TOTAL OF LEDGER:							\$18,995.45	\$1,266,774.25	\$264,089.30

Central Yavapai Fire Bond Debt Service

GL Trial Balance Worksheet
For The Period of 6/1/2020 through 6/30/2020

Account	Description	Balances				Adjustments
		Beginning	Debits	Credits	Ending	
1100.00	Cash / Bond Debt Service	\$1,511,868.10	\$18,995.45	\$1,266,774.25	\$264,089.30	
TOTALS:		<u>\$1,511,868.10</u>	<u>\$18,995.45</u>	<u>\$1,266,774.25</u>	<u>\$264,089.30</u>	

The Central Yavapai Fire District Board of Directors have reviewed and approved the following financial documents to include Income Statements, Balance Sheets, and Bank Reconciliations with supporting documents, Revenue and Expenditure Graphs, and Cash Flow Projections in compliance with A.R.S. § 48-805, 807.

CYFD General Fund

CYFD Bond Debt Service

_____ Fire Board Chairperson	_____ Date
---------------------------------	---------------

_____ Fire Board Clerk	_____ Date
---------------------------	---------------

CENTRAL YAVAPAI FIRE DISTRICT - GENERAL FUND
CHECK RECONCILIATION JULY, 2020

Reconciliation:

Beginning Balance:	\$ 989,711.12
Deposits:	\$ 116,968.14
Transfer Out - Fire Authority:	\$ (224,466.29)
Disbursements:	\$ (2,047.50)
Interest Paid on Tax Roll Corrections:	\$ (6.51)
Fire District Deposit	\$ 1,798.13
County Error:	\$ -
Ending Balance:	\$ 881,957.09

Difference Between Balances: \$ -

Bank Statement Balance:

Balance Per Bank:	\$ 884,004.59
Outstanding Checks:	\$ (2,047.50)
Outstanding Deposits:	\$ -

Ending Balance: \$ 881,957.09

G/L Ending Balance: \$ 881,957.09

\$ 881,957.09

Deposits Per Bank Statement:

Real Estate Taxes:	\$ 109,235.39
Personal Property Taxes:	\$ 4,608.92
Fire District Assistance Tax:	\$ 2,769.37
Interest Income:	\$ 354.46
Transfer to CAFMA:	\$ 224,466.29
Fire District Deposits:	\$ 1,798.13
Interest Paid on Tax Roll Corrections:	\$ 6.51
County Error:	\$ -

Ending Balance: \$ 343,239.07

Bank Reconciliation Register:

Checks From Accounts Payable:	\$ 2,047.50
Checks From Payroll:	\$ -
Prior Period Adjustment:	
Total Checks:	\$ 2,047.50


Deposits From Accounts Receivable:	\$ 1,798.13
Journal Entries From General Ledger:	\$ 341,440.94
Outstanding Transfer:	
Outstanding Deposit:	

Ending Balance: \$ 343,239.07

Reconciliation Approved By:

Scott Freitag


Scott Freitag, Fire Chief

 Digitally signed by Scott Freitag
Date: 2020.08.17 12:49:23 -07'00'

Reconciliation Reviewed By:

Dave Tharp


David Tharp, Assistant Chief of Administration

 Digitally signed by Dave Tharp
Date: 2020.08.13 17:54:20 -07'00'

Reconciliation Prepared By:

Karen Butler

Karen Butler, Finance Specialist III

 Digitally signed by Karen Butler
Date: 2020.08.13 11:07:50 -07'00'

CENTRAL YAVAPAI FIRE DISTRICT
General Fund Tax Collection Information

Total Levy Month	FY 15-16 Collected	FY 16-17 Collected	FY 17-18 Collected	FY 18-19 Collected	FY 19-20 Collected	FY 20-21 Collected
July	\$78,757	\$50,468	\$47,993	\$48,809	\$53,398	\$113,844
%	0.593%	0.358%	0.295%	0.295%	0.297%	0.586%
% To Date	0.5929%	0.3575%	0.2947%	0.2953%	0.2973%	0.5861%
August	\$33,291	\$26,519	\$25,442	\$29,028	\$18,645	\$0
%	0.251%	0.188%	0.156%	0.176%	0.104%	0.000%
% To Date	0.8435%	0.5454%	0.4510%	0.4709%	0.4011%	0.5861%
September	\$1,245,953	\$789,429	\$768,730	\$136,335	\$151,569	\$0
%	9.379%	5.592%	4.721%	0.825%	0.844%	0.000%
% To Date	10.2226%	6.1377%	5.1721%	1.2957%	1.2450%	0.5861%
October	\$4,753,774	\$3,589,494	\$6,179,209	\$6,735,649	\$7,842,869	\$0
%	35.785%	25.428%	37.949%	40.749%	43.667%	0.000%
% To Date	46.0074%	31.5659%	43.1211%	42.0442%	44.9119%	0.5861%
November	\$1,053,509	\$3,154,358	\$1,286,322	\$2,208,068	\$1,675,932	\$0
%	7.930%	22.346%	7.900%	13.358%	9.331%	0.000%
% To Date	53.9379%	53.9115%	51.0210%	55.4024%	54.2431%	0.5861%
December	\$847,617	\$896,697	\$987,194	\$1,064,960	\$1,336,392	\$0
%	6.3806%	6.3522%	6.0628%	6.4427%	7.4407%	0.0000%
% To Date	60.3185%	60.2637%	57.0837%	61.8450%	61.6837%	0.5861%
January	\$302,609	\$368,574	\$609,745	\$416,757	\$428,512	\$0
%	2.2779%	2.6110%	3.7447%	2.5212%	2.3858%	0.0000%
% To Date	62.5964%	62.8747%	60.8284%	64.3663%	64.0696%	0.5861%
February	\$351,342	\$394,891	\$350,747	\$328,790	\$452,992	\$0
%	2.6448%	2.7974%	2.1541%	1.9891%	2.5221%	0.0000%
% To Date	65.2412%	65.6721%	62.9825%	66.3554%	66.5917%	0.5861%
March	\$526,700	\$606,436	\$629,128	\$657,391	\$623,229	\$0
%	3.9648%	4.2960%	3.8637%	3.9770%	3.4700%	0.0000%
% To Date	69.2061%	69.9681%	66.8462%	70.3324%	70.0617%	0.5861%
April	\$3,444,316	\$3,343,070	\$3,414,235	\$3,987,889	\$4,164,352	\$0
%	25.9277%	23.6824%	20.9682%	24.1255%	23.1860%	0.0000%
% To Date	95.1337%	93.6506%	87.8145%	94.4579%	93.2476%	0.5861%
May	\$416,552	\$678,353	\$813,680	\$695,530	\$837,799	\$0
%	3.1357%	4.8055%	4.9971%	4.2077%	4.6646%	0.0000%
% To Date	98.2694%	98.4561%	92.8116%	98.6656%	97.9123%	0.5861%
June	\$200,523	\$183,806	\$187,184	\$220,679	\$201,547	\$0
%	1.5095%	1.3021%	1.1496%	1.3350%	1.1222%	0.0000%
% To Date	99.7789%	99.7582%	93.9612%	100.0006%	99.0344%	0.5861%
TOTALS	\$13,254,943	\$14,082,095	\$15,299,608	\$16,529,886	\$17,787,237	\$113,844
Delinquency	0.2211%	0.2418%	6.0388%	-0.0006%	0.9656%	99.4139%

CENTRAL YAVAPAI FIRE DISTRICT
FDAT Collection Information

Total Levy Month	FY 15-16 \$313,900 Collected	FY 16-17 \$313,900 Collected	FY 17-18 \$333,290 Collected	FY 18-19 \$333,290 Collected	FY 19-20 \$366,547 Collected	FY 20-21 \$400,000 Collected
July	\$2,501	\$1,423	\$1,630	\$1,238	\$1,475	\$2,769
%	0.797%	0.453%	0.489%	0.371%	0.403%	0.692%
% To Date	0.7966%	0.4533%	0.4890%	0.3715%	0.4025%	0.6923%
August	\$1,456	\$661	\$534	\$707	\$1,109	\$0
%	0.464%	0.211%	0.160%	0.212%	0.303%	0.000%
% To Date	1.2606%	0.6638%	0.6491%	0.5835%	0.7050%	0.6923%
September	\$26,332	\$8,777	\$12,654	\$3,182	\$7,941	\$0
%	8.389%	2.796%	3.797%	0.955%	2.166%	0.000%
% To Date	9.6492%	3.4600%	4.4456%	1.5383%	2.8713%	0.6923%
October	\$97,909	\$86,411	\$93,081	\$139,813	\$459,768	\$0
%	31.191%	27.528%	27.928%	41.949%	125.432%	0.000%
% To Date	40.8405%	30.9882%	32.3735%	43.4876%	128.3035%	0.6923%
November	\$43,410	\$75,219	\$74,651	\$59,861	\$128,454	\$0
%	13.8292%	23.9628%	22.3983%	17.9606%	35.0443%	0.0000%
% To Date	54.6697%	54.9510%	54.7717%	61.4482%	163.3478%	0.6923%
December	\$20,201	\$24,923	\$21,663	\$25,413	(\$344,794)	\$0
%	6.4354%	7.9398%	6.4997%	7.6250%	-94.0656%	0.0000%
% To Date	61.1051%	62.8908%	61.2715%	69.0732%	69.2822%	0.6923%
January	\$10,565	\$11,762	\$11,312	\$11,149	\$11,446	\$0
%	3.3658%	3.7471%	3.3939%	3.3450%	3.1227%	0.0000%
% To Date	64.4709%	66.6378%	64.6654%	72.4183%	72.4049%	0.6923%
February	\$7,946	\$8,291	\$8,056	\$7,409	\$10,419	\$0
%	2.531%	2.641%	2.417%	2.223%	2.842%	0.000%
% To Date	67.0023%	69.2790%	67.0825%	74.6413%	75.2473%	0.6923%
March	\$12,018	\$12,638	\$12,174	\$13,713	\$13,361	\$0
%	3.8284%	4.0261%	3.6528%	4.1143%	3.6452%	0.0000%
% To Date	70.8307%	73.3051%	70.7354%	78.7556%	78.8925%	0.6923%
April	\$35,416	\$62,586	\$63,209	\$79,859	\$85,315	\$0
%	11.2825%	19.9382%	18.9651%	23.9607%	23.2754%	0.0000%
% To Date	82.1132%	93.2433%	89.7005%	102.7163%	102.1679%	0.6923%
May	\$51,376	\$23,662	\$23,731	\$18,881	\$21,832	\$0
%	16.3671%	7.5381%	7.1201%	5.6650%	5.9561%	0.0000%
% To Date	98.4803%	100.7814%	96.8206%	108.3813%	108.1240%	0.6923%
June	\$6,266	\$4,682	\$5,094	\$5,726	\$4,474	\$0
%	1.9962%	1.4916%	1.5285%	1.7181%	1.2206%	0.0000%
% To Date	100.4765%	102.2729%	98.3491%	110.0994%	109.3446%	0.6923%
TOTALS	\$315,396	\$321,035	\$327,788	\$366,950	\$400,799	\$2,769
Delinquency	-0.4765%	-2.2729%	1.6509%	-10.0994%	-9.3446%	99.3077%
	100.0000%	100.0000%	100.0000%	100.0000%	100.0000%	100.0000%

FDAT amount currently under review with County Treasurer's Office

FDAT amount corrected in December 2019 by County Treasurer's Office



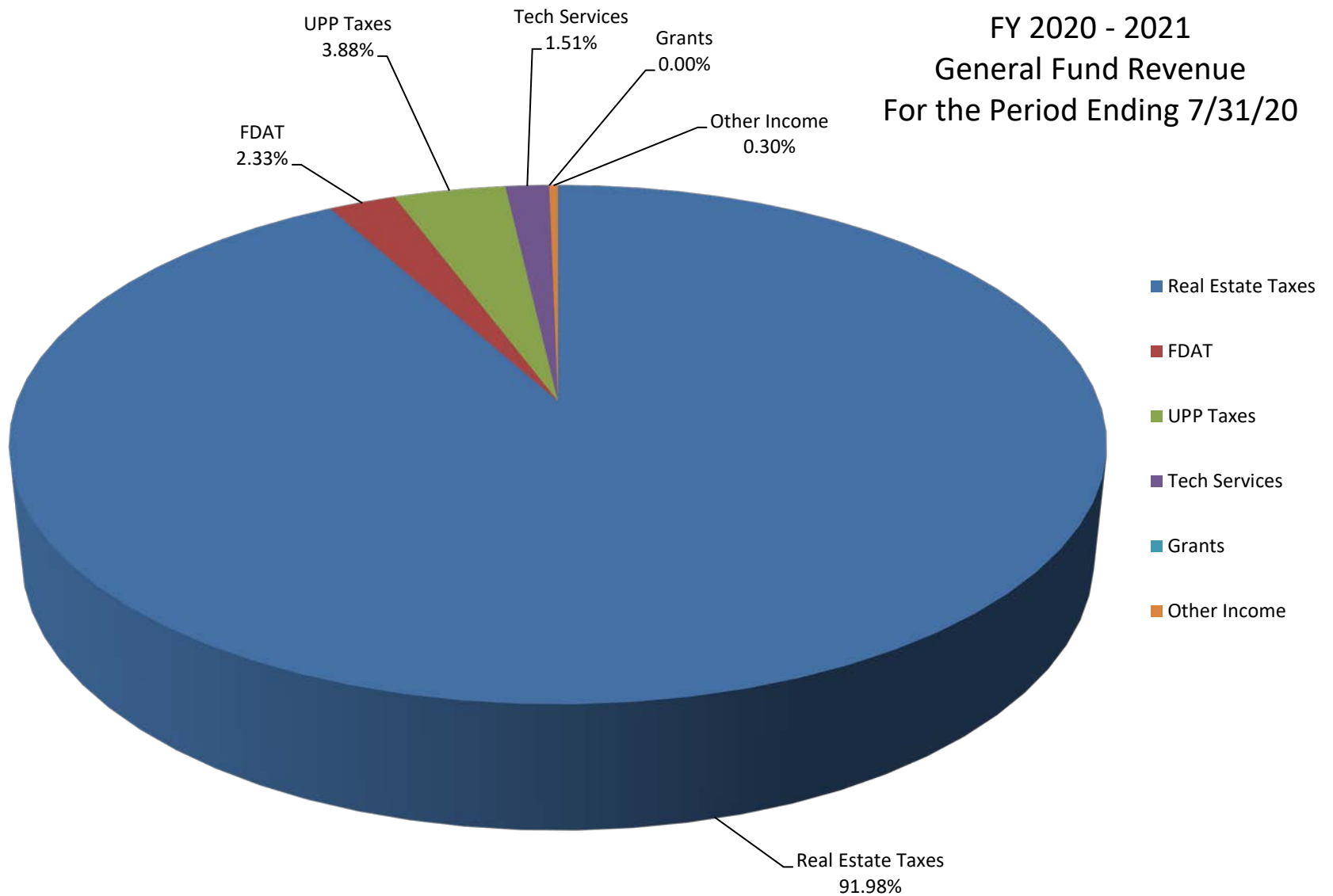
2020 - 2021 Cash Flow by Month : JULY

[illegible]

**CENTRAL YAVAPAI FIRE DISTRICT
REVENUE GRAPH DATA**

	JULY, 2020	YTD	
	Revenue	Budget	%
Real Estate Taxes	\$ 109,235	\$ 19,423,017	91.98
FDAT	\$ 2,769	\$ 400,000	2.33
UPP Taxes	\$ 4,609	\$ -	3.88
Tech Services	\$ 1,798	\$ 55,668	1.51
Grants	\$ -	\$ -	0.00
Other Income	\$ 354	\$ -	0.30
TOTALS:	\$ 118,766	\$ 19,878,685	100.00

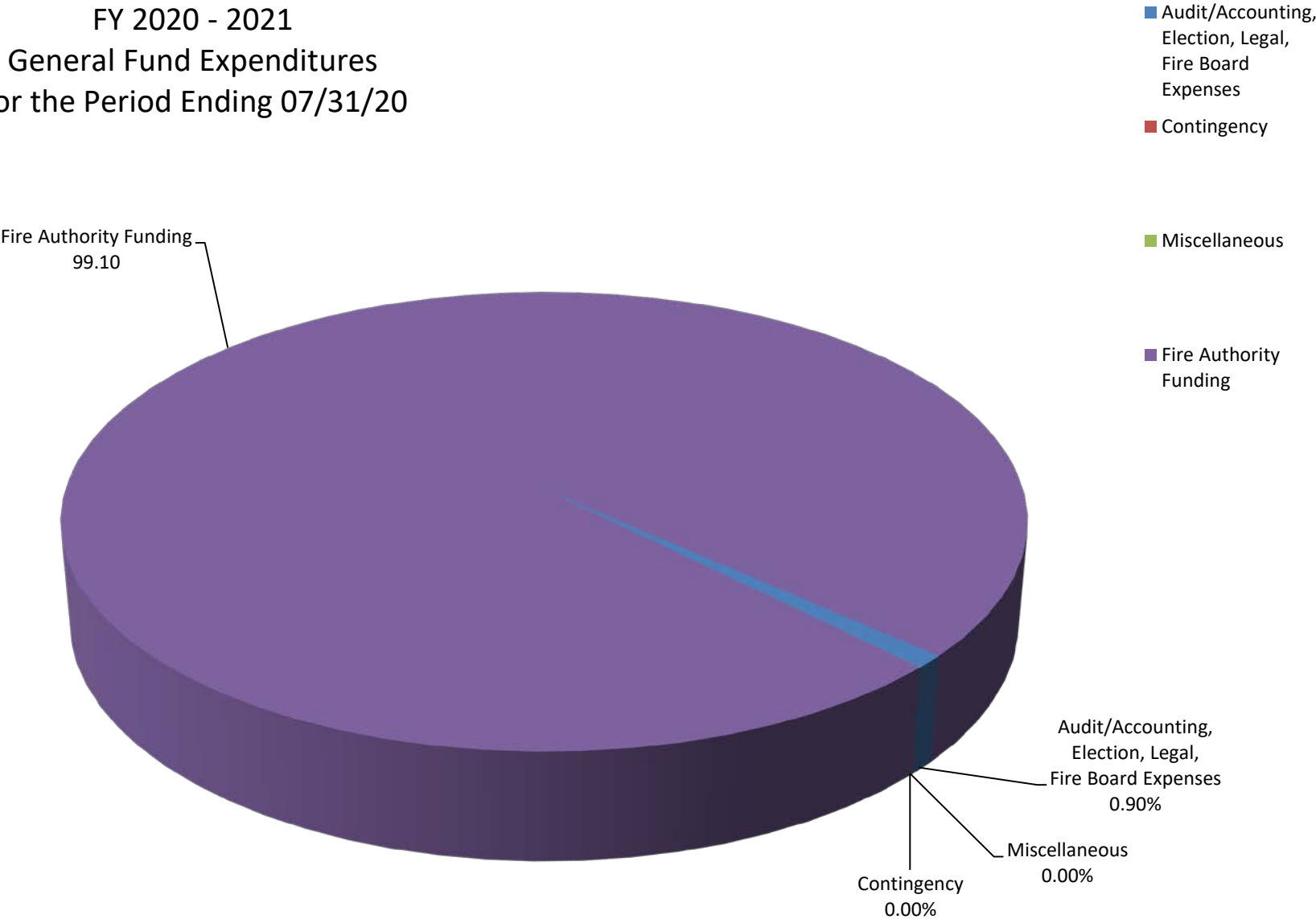
CYFD
FY 2020 - 2021
General Fund Revenue
For the Period Ending 7/31/20



**CENTRAL YAVAPAI FIRE DISTRICT
EXPENSE GRAPH DATA**

JULY, 2020		YTD	
Revenue		Budget	%
Audit/Accounting, Election, Legal, Fire Board Expenses	\$ 2,048	\$ 93,500	0.90
Contingency	\$ -	\$ 20,000	0.00
Miscellaneous	\$ 7		0.00
Fire Authority Funding	\$ 224,466	\$ 19,765,185	99.10
TOTAL:	\$ 226,520	\$ 19,878,685	100.00

CYFD
FY 2020 - 2021
General Fund Expenditures
For the Period Ending 07/31/20



CENTRAL YAVAPAI FIRE DISTRICT
GENERAL FUND - JULY, 2020

Real Estate Taxes:	\$	109,235.39
UPP Taxes:	\$	4,608.92
FDAT:	\$	2,769.37
Interest Received:	\$	354.46
Fire District Deposits:	\$	1,798.13
Other:	\$	-
<hr/>		
TOTAL:	\$	118,766.27
<hr/>		

Transferred to CAFMA:	\$	224,466.29
-----------------------	----	------------



Yavapai County Treasurer

Monthly Statement

Date Range: 7/1/2020 to 7/31/2020

Central Yavapai Fire Dist - General Fund
Fund: 6060040000



Yavapai County Treasurer

Monthly Statement

Date Range: 7/1/2020 to 7/31/2020

Account	Period	YTD		
6060040000	Central Yavapai Fire Dist GF			
Begin Balance:	989,851.12	989,851.12		
Income:	118,766.27 ✓	118,766.27		
LOC Advance:	.00	.00		
Expense:	(224,612.80)	(224,612.80)	LOC:	.00
LOC Payments:	.00	.00	Warrants Outstanding:	.00
Cash Balance:	884,004.59	884,004.59	End:	884,004.59

Monthly Statement Summary

Source Code	Description		MTDAmount	YTDAmount
6060040000	Central Yavapai Fire Dist GF	Beginning Balance:	989,851.12	989,851.12
11100.2018	2018 Real Estate Taxes		64.32	64.32
11100.2019	2019 Real Estate Taxes		109,171.07	109,171.07
12100.2011	2011 Personal Property Taxes		1.81	1.81
12100.2012	2012 Personal Property Taxes		.05	.05
12100.2016	2016 Personal Property Taxes		5.38	5.38
12100.2017	2017 Personal Property Taxes		5.49	5.49
12100.2018	2018 Personal Property Taxes		282.69	282.69
12100.2019	2019 Personal Property Taxes		4,313.50	4,313.50
37122.0	Fire District Deposit		1,798.13	1,798.13
37150.0	FDAT Distributions		2,769.37	2,769.37
38108.0	Interest on Investments Charles Schwab		252.06	252.06
38109.0	Interest on Investments St Treas		102.40	102.40
90002.0	Interest Pd on Tax Roll Corrections		(6.51)	(6.51)
91032.0	Warrants Redeemed		(140.00)	(140.00)
91702.0	Transfer out		(224,466.29)	(224,466.29)
	Ending Balance:		884,004.59	884,004.59

Monthly Statement Detail

Date	Notes	Doc #	Amount	C/D
6060040000	Central Yavapai Fire Dist GF		Beginning Balance: 989,851.12	
11100.2018	2018 Real Estate Taxes		Source Code Total: 64.32	
07/02	Tax Distribution	0	47.54	C
07/22	Tax Distribution	0	1.95	C
07/24	Tax Distribution	0	1.95	C
07/31	Tax Distribution	0	12.88	C
11100.2019	2019 Real Estate Taxes		Source Code Total: 109,171.07	
07/01	Tax Distribution	0	1,987.23	C
07/01	Tax Distribution	0	4,441.56	C
07/01	Tax Distribution	0	3,602.94	C
07/01	Tax Distribution	0	1,599.05	C



Yavapai County Treasurer

Monthly Statement

Date Range: 7/1/2020 to 7/31/2020

07/02	Tax Distribution	0	1,483.38	C
07/02	Tax Distribution	0	5,344.93	C
07/02	Tax Distribution	0	867.77	C
07/02	Tax Distribution	0	1,854.10	C
07/06	Tax Distribution	0	3,223.89	C
07/06	Tax Distribution	0	4,381.25	C
07/06	Tax Distribution	0	3,749.50	C
07/07	Tax Distribution	0	4,875.60	C
07/07	Tax Distribution	0	4,974.58	C
07/07	Tax Distribution	0	1,874.11	C
07/07	Tax Distribution	0	1,229.98	C
07/08	Tax Distribution	0	515.09	C
07/08	Tax Distribution	0	1,648.20	C
07/08	Tax Distribution	0	2,528.72	C
07/08	Tax Distribution	0	743.61	C
07/09	Tax Distribution	0	1,287.43	C
07/09	Tax Distribution	0	313.91	C
07/09	Tax Distribution	0	1,562.68	C
07/09	Tax Distribution	0	2,975.11	C
07/09	Tax Distribution	0	1,216.04	C
07/09	Tax Distribution	0	169.45	C
07/10	Tax Distribution	0	1,304.43	C
07/10	Tax Distribution	0	(114.61)	C
07/10	Tax Distribution	0	737.71	C
07/10	Tax Distribution	0	1,482.10	C
07/13	Tax Distribution	0	1,786.07	C
07/13	Tax Distribution	0	738.06	C
07/13	Tax Distribution	0	1,189.34	C
07/13	Tax Distribution	0	656.78	C
07/13	Tax Distribution	0	2,027.29	C
07/14	Tax Distribution	0	820.68	C
07/14	Tax Distribution	0	2,038.30	C
07/14	Tax Distribution	0	10.10	C
07/15	Tax Distribution	0	846.78	C
07/15	Tax Distribution	0	4,049.19	C
07/15	Tax Distribution	0	3,549.98	C
07/16	Tax Distribution	0	782.06	C
07/16	Tax Distribution	0	4,973.35	C
07/16	Tax Distribution	0	2,548.50	C
07/17	Tax Distribution	0	949.07	C
07/17	Tax Distribution	0	2,258.36	C
07/17	Tax Distribution	0	227.73	C
07/20	Tax Distribution	0	1,732.34	C



Yavapai County Treasurer

Monthly Statement

Date Range: 7/1/2020 to 7/31/2020

07/20	Tax Distribution	0	1,695.96	C
07/20	Tax Distribution	0	444.61	C
07/21	Tax Distribution	0	1,878.73	C
07/21	Tax Distribution	0	3.39	C
07/21	Tax Distribution	0	288.06	C
07/22	Tax Distribution	0	526.25	C
07/22	Tax Distribution	0	1,907.58	C
07/23	Tax Distribution	0	43.43	C
07/23	Tax Distribution	0	321.60	C
07/23	Tax Distribution	0	(293.31)	C
07/24	Tax Distribution	0	59.12	C
07/24	Tax Distribution	0	1,490.37	C
07/27	Tax Distribution	0	281.15	C
07/27	Tax Distribution	0	696.02	C
07/27	Tax Distribution	0	377.32	C
07/28	Tax Distribution	0	333.55	C
07/28	Tax Distribution	0	183.53	C
07/29	Tax Distribution	0	223.84	C
07/29	Tax Distribution	0	1,225.68	C
07/30	Tax Distribution	0	1,362.03	C
07/30	Tax Distribution	0	709.83	C
07/31	Tax Distribution	0	2,341.82	C
07/31	Tax Distribution	0	26.79	C
12100.2011 2011 Personal Property Taxes			Source Code Total: 1.81	
07/09	Tax Distribution	0	1.81	C
12100.2012 2012 Personal Property Taxes			Source Code Total: .05	
07/09	Tax Distribution	0	.05	C
12100.2016 2016 Personal Property Taxes			Source Code Total: 5.38	
07/09	Tax Distribution	0	5.38	C
12100.2017 2017 Personal Property Taxes			Source Code Total: 5.49	
07/09	Tax Distribution	0	5.49	C
12100.2018 2018 Personal Property Taxes			Source Code Total: 282.69	
07/01	Tax Distribution	0	61.70	C
07/02	Tax Distribution	0	113.07	C
07/07	Tax Distribution	0	81.51	C
07/09	Tax Distribution	0	5.56	C
07/24	Tax Distribution	0	20.85	C
12100.2019 2019 Personal Property Taxes			Source Code Total: 4,313.50	
07/01	Tax Distribution	0	61.86	C
07/01	Tax Distribution	0	160.04	C
07/01	Tax Distribution	0	.31	C
07/02	Tax Distribution	0	31.87	C
07/02	Tax Distribution	0	15.61	C



Yavapai County Treasurer

Monthly Statement

Date Range: 7/1/2020 to 7/31/2020

07/02	Tax Distribution	0	534.06	C
07/06	Tax Distribution	0	377.89	C
07/06	Tax Distribution	0	331.21	C
07/06	Tax Distribution	0	115.69	C
07/07	Tax Distribution	0	245.02	C
07/07	Tax Distribution	0	150.51	C
07/08	Tax Distribution	0	297.57	C
07/08	Tax Distribution	0	156.61	C
07/08	Tax Distribution	0	257.91	C
07/09	Tax Distribution	0	11.24	C
07/09	Tax Distribution	0	109.20	C
07/09	Tax Distribution	0	104.98	C
07/13	Tax Distribution	0	25.60	C
07/13	Tax Distribution	0	1.84	C
07/13	Tax Distribution	0	339.58	C
07/13	Tax Distribution	0	38.05	C
07/13	Tax Distribution	0	115.14	C
07/15	Tax Distribution	0	69.21	C
07/15	Tax Distribution	0	98.47	C
07/15	Tax Distribution	0	34.08	C
07/16	Tax Distribution	0	31.82	C
07/16	Tax Distribution	0	119.84	C
07/20	Tax Distribution	0	145.32	C
07/20	Tax Distribution	0	1.21	C
07/21	Tax Distribution	0	71.69	C
07/22	Tax Distribution	0	69.19	C
07/27	Tax Distribution	0	66.52	C
07/31	Tax Distribution	0	80.90	C
07/31	Tax Distribution	0	43.46	C
37122.0 Fire District Deposit			Source Code Total: 1,798.13	
07/27	CENTRAL YAVAPAI FIRE DISTRICT AT&T	0	1,798.13	C
37150.0 FDAT Distributions			Source Code Total: 2,769.37	
07/01	Fire Dist Assistance Tax 0.146399	0	460.33	C
07/02	Fire Dist Assistance Tax 0.146399	0	326.33	C
07/06	Fire Dist Assistance Tax 0.146399	0	283.02	C
07/07	Fire Dist Assistance Tax 0.146399	0	380.66	C
07/08	Fire Dist Assistance Tax 0.146399	0	181.23	C
07/09	Fire Dist Assistance Tax 0.146399	0	286.43	C
07/10	Fire Dist Assistance Tax 0.146399	0	65.25	C
07/13	Fire Dist Assistance Tax 0.146399	0	185.75	C
07/14	Fire Dist Assistance Tax 0.146399	0	73.36	C
07/15	Fire Dist Assistance Tax 0.146399	0	154.99	C
07/16	Fire Dist Assistance Tax 0.146399	0	159.64	C



Yavapai County Treasurer

Monthly Statement

Date Range: 7/1/2020 to 7/31/2020

07/17	Fire Dist Assistance Tax 0.146399	0	103.81	C
07/20	Fire Dist Assistance Tax 0.146399	0	99.75	C
07/31	Fire Dist Assistance Tax 0.146399	0	8.82	C
38108.0 Interest on Investments Charles Schwab			Source Code Total: 252.06	
07/23	Investment Interest	0	252.06	C
38109.0 Interest on Investments St Treas			Source Code Total: 102.40	
07/29	Investment Interest	0	102.40	C
90002.0 Interest Pd on Tax Roll Corrections			Source Code Total: (6.51)	
07/23	75661 103-23-209B9 2019 Adjustment/Corr Refund	75661	(.93)	D
07/23	75661 103-23-21106 2019 Adjustment/Corr Refund	75661	(.70)	D
07/23	75662 103-23-31505 2019 Adjustment/Corr Refund	75662	(.84)	D
07/23	75669 103-15-038F2 2019 Adjustment/Corr Refund	75669	(5.25)	D
07/23	75669 103-15-038F2 2019 Adjustment/Corr Refund	75669	(2.07)	D
07/27	70790 103-10-11905 2017 Adjustment/Corr Refund	70790	3.28	D
91032.0 Warrants Redeemed			Source Code Total: (140.00)	
07/17	Paid Warrants	0	(140.00)	D
91702.0 Transfer out			Source Code Total: (224,466.29)	
07/23	Xfr request per email 7/23/20 from K Butler	0	(224,466.29)	D
6060040000 Central Yavapai Fire Dist GF			Ending Balance: 884,004.59	

Warrant Detail

Payee Name	Warrant	Amount	Issue Dt	Status Dt	Voucher
6060040000 Central Yavapai Fire Dist GF			Account Total: 140.00		
Fund: 0600			Fund Total: 140.00		
Status: PAID			Status Total: 140.00		
/	0706001046	140.00	06/29/20	07/17/20	
		Count	Amount		
Total PAID:		1	140.00		

CENTRAL YAVAPAI FIRE DISTRICT
Bank Reconciliation Summary
For the Bank Statement ending: 7/31/2020

BANK CONTROL ID: CYFD - GENERAL FUND		DESC: GENERAL FUND	ACCOUNT NO: 1100
Beginning Balance:	07/01/20		\$989,851.12
Deposits and Credits:			\$118,766.27
Checks and Charges:			(\$224,612.80)
Adjustments:			\$0.00
Ending Balance Per Reconciliation:			\$884,004.59
Ending Balance Per Bank Statement:	07/31/20		\$884,004.59
* Outstanding Deposits and Credits:	07/31/20		\$0.00
* Outstanding Checks and Charges:	07/31/20		(\$2,047.50)
Ending Book Balance:			\$881,957.09

CENTRAL YAVAPAI FIRE DISTRICT
BR Checks and Charges Cleared
For the Bank Statement ending: 7/31/20

CYFD		General Fund			1100
Date	Document	Description	Module	Company	Amount
06/29/20	706001046	Burch & Cracchiolo, PA	AP	CYFD	\$140.00
07/27/20	706001047	Burch & Cracchiolo, PA	AP	CYFD	\$315.00
07/27/20	706001047	Burch & Cracchiolo, PA	AP	CYFD	(\$315.00)
07/27/20	706001048	Nicolas J. Cornelius	AP	CYFD	\$1,732.50
07/27/20	706001048	Nicolas J. Cornelius	AP	CYFD	(\$1,732.50)
07/31/20	Cash With Yav Cty	Fire Authority Funding July 20	GL	CYFD	\$224,466.29
07/31/20	Cash With Yav Cty	Tax Roll Corrections - July, 2	GL	CYFD	\$6.51
TOTAL CHECKS AND CHARGES CLEARED:					\$224,612.80

CENTRAL YAVAPAI FIRE DISTRICT
BR Checks and Charges Outstanding
For the Bank Statement ending: 7/31/20

CYFD		General Fund		General Fund		1100
Date	Document	Description	Module	Company	Amount	
07/27/20	706001049	Burch & Cracchiolo, PA	AP	CYFD	\$315.00	
07/27/20	706001050	Nicolas J. Cornelius	AP	CYFD	\$1,732.50	
TOTAL CHECKS AND CHARGES OUTSTANDING:					\$2,047.50	

CENTRAL YAVAPAI FIRE DISTRICT
BR Deposits and Credits Cleared
For the Bank Statement ending: 7/31/20

CYFD		General Fund			1100
Date	Document	Description	Module	Company	Amount
07/23/20	5107	Deposit	AR	CYFD	\$1,798.13
07/31/20	Cash With Yav Cty	Tax & Interest Revenue July 20	GL	CYFD	\$116,968.14
TOTAL DEPOSITS AND CREDITS CLEARED:					\$118,766.27

CENTRAL YAVAPAI FIRE DISTRICT
BR Deposits and Credits Outstanding
For the Bank Statement ending:

Date	Document	Description	Module	Company	Amount
------	----------	-------------	--------	---------	--------

TOTAL DEPOSITS AND CREDITS OUTSTANDING:

Document Number	Date	BR Status	Void?	Description	Date Cleared	Amount
MODULE: CHECKS FROM ACCOUNTS PAYABLE						
BANK CONTROL ID: CYFD - GENERAL FUND						
706001047	07/27/20	Marked	No	Burch & Cracchiolo, PA	08/13/20	\$315.00
706001047	07/27/20	Marked	Yes	Burch & Cracchiolo, PA	08/13/20	(\$315.00)
706001048	07/27/20	Marked	No	Nicolas J. Cornelius	08/13/20	\$1,732.50
706001048	07/27/20	Marked	Yes	Nicolas J. Cornelius	08/13/20	(\$1,732.50)
706001049	07/27/20	Retrieved	No	Burch & Cracchiolo, PA		\$315.00
706001050	07/27/20	Retrieved	No	Nicolas J. Cornelius		\$1,732.50
SUB TOTAL FOR BANK:						\$2,047.50
TOTAL FOR MODULE:						\$2,047.50
MODULE: DEPOSITS FROM ACCOUNTS RECEIVABLE						
BANK CONTROL ID: CYFD - GENERAL FUND						
5107	07/23/20	Marked	No	Deposit	08/13/20	\$1,798.13
SUB TOTAL FOR BANK:						\$1,798.13
TOTAL FOR MODULE:						\$1,798.13
MODULE: JOURNAL ENTRIES FROM GENERAL LEDGER						
BANK CONTROL ID: CYFD - GENERAL FUND						
Cash With Yav Cty	07/31/20	Marked	No	Fire Authority Funding July 20	08/13/20	\$224,466.29
Cash With Yav Cty	07/31/20	Marked	No	Tax & Interest Revenue July 20	08/13/20	\$116,968.14
Cash With Yav Cty	07/31/20	Marked	No	Tax Roll Corrections - July, 2	08/13/20	\$6.51
SUB TOTAL FOR BANK:						\$341,440.94
TOTAL FOR MODULE:						\$341,440.94

CENTRAL YAVAPAI FIRE DISTRICT
BR Adjustments Report
For the Bank Statement ending:

Date	Document	Description	GL Account	Offset Amt	Adj. Amt
------	----------	-------------	------------	------------	----------

DOCUMENT:

ADJUSTMENT DOCUMENT " TOTAL:

TOTAL FOR ALL ADJUSTMENTS:

CENTRAL YAVAPAI FIRE DISTRICT
Income Statement
(Original Budget to Actual Comparison)
For the period of 7/1/2020 Through 7/31/2020

	Account	Actual	Current Period Budget	Variance	%	Actual	Year To Date Budget	Variance	%
<u>Revenues</u>									
Real Estate Tax	400000000	\$109,235.39	\$19,423,017.00	\$(19,313,781.61)	(99.4)%	\$17,624,212.50	\$19,423,017.00	\$(1,798,804.50)	(9.3)%
Personal Property Tax	410000000	4,608.92	0.00	4,608.92	0.0	276,868.77	0.00	276,868.77	0.0
Fire District Assistance Tax	420000000	2,769.37	400,000.00	(397,230.63)	(99.3)	403,568.73	400,000.00	3,568.73	0.9
Cell Tower Lease Revenue	477500000	1,798.13	55,668.00	(53,869.87)	(96.8)	43,458.73	55,668.00	(12,209.27)	(21.9)
Interest Income-General Fund	490000000	354.46	0.00	354.46	0.0	38,806.89	0.00	38,806.89	0.0
Misc. Income	510000000	0.00	0.00	0.00	0.0	162,500.00	0.00	162,500.00	0.0
Net Revenues		\$118,766.27	\$19,878,685.00	\$(19,759,918.73)	(99.4)%	\$18,549,415.62	\$19,878,685.00	\$(1,329,269.38)	(6.7)%
<u>Personnel Expenses</u>									
Fire Authority Funding	670010000	\$224,466.29	\$19,765,185.00	\$19,540,718.71	98.9%	\$17,916,072.44	\$19,765,185.00	\$1,849,112.56	9.4%
Total Personnel Expenses		\$224,466.29	\$19,765,185.00	\$19,540,718.71	98.9 %	\$17,916,072.44	\$19,765,185.00	\$1,849,112.56	9.4 %
<u>Service Expenses</u>									
Audit & Accounting	640010000	\$0.00	\$7,500.00	\$7,500.00	100.0%	\$7,033.75	\$7,500.00	\$466.25	6.2%
Other Prof Services/Admin	640510000	0.00	80,000.00	80,000.00	100.0	0.00	80,000.00	80,000.00	100.0
Legal Services - Routine	641010000	1,530.00	5,000.00	3,470.00	69.4	3,917.50	5,000.00	1,082.50	21.7
Legal Services - Non-Routine	641010600	517.50	0.00	(517.50)	0.0	13,762.50	0.00	(13,762.50)	0.0
Fire Board Expenses	644110000	0.00	1,000.00	1,000.00	100.0	512.12	1,000.00	487.88	48.8
Misc/Admin	661010000	6.51	0.00	(6.51)	0.0	63.46	0.00	(63.46)	0.0
Total Service Expenses		\$2,054.01	\$93,500.00	\$91,445.99	97.8 %	\$25,289.33	\$93,500.00	\$68,210.67	73.0 %
Total Expenses		\$226,520.30	\$19,858,685.00	\$19,632,164.70	98.9%	\$17,941,361.77	\$19,858,685.00	\$1,917,323.23	9.7%
Income (Loss) from Operations		\$(107,754.03)	\$20,000.00	\$(127,754.03)	(638.8)%	\$608,053.85	\$20,000.00	\$588,053.85	2940.3%
<u>Contingency</u>									
Funded Contingency/Admin	780010000	\$0.00	\$(20,000.00)	\$20,000.00	100.0%	\$0.00	\$(20,000.00)	\$20,000.00	100.0%
Total Contingency		\$0.00	\$(20,000.00)	\$20,000.00	100.0 %	\$0.00	\$(20,000.00)	\$20,000.00	100.0 %
Net Income (Loss)		\$(107,754.03)	\$0.00	\$(107,754.03)	0.0%	\$608,053.85	\$0.00	\$608,053.85	0.0%

8/13/20
10:22:23 AM

CENTRAL YAVAPAI FIRE DISTRICT

Balance Sheet
As of 7/31/2020

Assets

Current Assets

Cash with Yavapai County	\$881,957.09	
Taxes Receivable	281,525.50	
Total Current Assets		\$1,163,482.59

Total Assets

\$1,163,482.59

Liabilities and Net Assets

Current Liabilities

Accounts Payable	\$2,594.05	
CAFMA accounts payable	235,812.86	
Total Current Liabilities		\$238,406.91

Total Liabilities

\$238,406.91

Net Assets

Fund Balance	\$317,021.83	
Current Year Net Assets	608,053.85	
Total Net Assets		925,075.68

Total Liabilities and Net Assets

\$1,163,482.59

CENTRAL YAVAPAI FIRE DISTRICT
GL Account Ledger - Detail By Period
7/1/2020 through 7/31/2020

Batch	Journal	Entry #	Date	Job	Document	Description	Debits	Credits	Balance
1100.0.0.000			CASH WITH YAVAPAI COUNTY						\$989,711.12
4824	CR	1489008	07/23/20		3323380937	AT&T MOBILITY, LLC -	1,798.13	-	991,509.25
4822	CD	1488991	07/27/20		706001047	Burch & Cracchiolo, PA - Cash Disbursement BURCH1	-	315.00	991,194.25
4822	CD	1488999	07/27/20		706001047	Burch & Cracchiolo, PA - Void Check BURCH1	315.00	-	991,509.25
4822	CD	1488993	07/27/20		706001048	Nicolas J. Cornelius - Cash Disbursement CORNIC	-	1,732.50	989,776.75
4822	CD	1488996	07/27/20		706001048	Nicolas J. Cornelius - Void Check CORNIC	1,732.50	-	991,509.25
4822	CD	1489001	07/27/20		706001049	Burch & Cracchiolo, PA - Cash Disbursement BURCH1	-	315.00	991,194.25
4822	CD	1489003	07/27/20		706001050	Nicolas J. Cornelius - Cash Disbursement CORNIC	-	1,732.50	989,461.75
4823	A	1489007	07/31/20		Cash With Yav Cty	Fire Authority Funding July 2020	-	224,466.29	764,995.46
4826	A	1489013	07/31/20		Cash With Yav Cty	Tax & Interest Revenue July 2020	116,968.14	-	881,963.60
4827	A	1489019	07/31/20		Cash With Yav Cty	Tax Roll Corrections - July, 2020	-	6.51	881,957.09
CASH WITH YAVAPAI COUNTY TOTALS:							\$120,813.77	\$228,567.80	\$881,957.09
TOTAL OF LEDGER:							\$120,813.77	\$228,567.80	\$881,957.09

CENTRAL YAVAPAI FIRE DISTRICT
GL Trial Balance Worksheet
For The Period of 7/1/2020 through 7/31/2020

Account	Description	Balances				Adjustments
		Beginning	Debits	Credits	Ending	
1100.0.0.000	Cash with Yavapai County	\$989,711.12	\$120,813.77	\$228,567.80	\$881,957.09	
TOTALS:		<u>\$989,711.12</u>	<u>\$120,813.77</u>	<u>\$228,567.80</u>	<u>\$881,957.09</u>	

CENTRAL YAVAPAI FIRE DISTRICT
BOND DEBT SERVICE ACCOUNT 6-60240-0000
CHECK RECONCILIATION JULY, 2020

Reconciliation:

Beginning Balance (CYFD):	\$	264,089.30
Deposits:	\$	8,111.58
Bank Administration Fees:	\$	(350.00)
Interest Income:	\$	392.03
Bank Principal/Interest Payments	\$	-
Tax Roll Corrections:	\$	(0.42)
Ending Balance:	\$	272,242.49

Difference Between Balances: \$ **0.00**

Bank Statement Balance:

Balance Per Bank: \$ 272,242.49

Ending Balance: \$ **272,242.49**


Deposits Per Bank Statement:

Deposits:	\$	-
Real Estate Taxes:	\$	7,780.69
Personal Property Taxes:	\$	330.89
Interest:	\$	392.03
Ending Balance:	\$	8,503.61

Reconciliation Approved By:

Scott Freitag


Scott Freitag, Fire Chief

 Digitally signed by Scott Freitag
Date: 2020.08.17 12:50:23 -07'00'

Reconciliation Reviewed By:

Dave Tharp


David Tharp, Assistant Chief of Administration

 Digitally signed by Dave Tharp
Date: 2020.08.13 17:59:24 -07'00'

Reconciliation Prepared By:

Karen Butler

Karen Butler, Finance Specialist III

 Digitally signed by Karen Butler
Date: 2020.08.13 10:54:16 -07'00'

CENTRAL YAVAPAI FIRE DISTRICT
BOND DEBT FUND - JULY, 2020

Real Estate Taxes:	\$	7,780.69
UPP Taxes:	\$	330.89
Interest Received:	\$	392.03
Other:	\$	-

TOTAL:	\$	8,503.61
--------	----	----------



Yavapai County Treasurer

Monthly Statement

Date Range: 7/1/2020 to 7/31/2020

Central Yavapai Fire Dist BDS
Fund: 6060240000



Yavapai County Treasurer

Monthly Statement

Date Range: 7/1/2020 to 7/31/2020

Account	Period	YTD		
6060240000	Central Yavapai Fire Dist BDS			
Begin Balance:	264,089.30	264,089.30		
Income:	8,503.61 ✓	8,503.61		
LOC Advance:	.00	.00		
Expense:	(350.42)	(350.42)	LOC:	.00
LOC Payments:	.00	.00	Warrants Outstanding:	.00
Cash Balance:	272,242.49	272,242.49	End:	272,242.49

Monthly Statement Summary

Source Code	Description		MTDAmount	YTDAmount
6060240000	Central Yavapai Fire Dist BDS	Beginning Balance:	264,089.30	264,089.30
11100.2018	2018 Real Estate Taxes		5.10	5.10
11100.2019	2019 Real Estate Taxes		7,775.59	7,775.59
12100.2011	2011 Personal Property Taxes		.22	.22
12100.2012	2012 Personal Property Taxes		.01	.01
12100.2016	2016 Personal Property Taxes		.50	.50
12100.2017	2017 Personal Property Taxes		.47	.47
12100.2018	2018 Personal Property Taxes		22.47	22.47
12100.2019	2019 Personal Property Taxes		307.22	307.22
38108.0	Interest on Investments Charles Schwab		278.77	278.77
38109.0	Interest on Investments St Treas		113.26	113.26
90002.0	Interest Pd on Tax Roll Corrections		(.42)	(.42)
92185.0	Paying Agent Fees		(350.00)	(350.00)
		Ending Balance:	272,242.49	272,242.49

Monthly Statement Detail

Date	Notes	Doc #	Amount	C/D
6060240000 Central Yavapai Fire Dist BDS			Beginning Balance: 264,089.30	
11100.2018 2018 Real Estate Taxes			Source Code Total: 5.10	
07/02	Tax Distribution	0	3.78	C
07/22	Tax Distribution	0	.15	C
07/24	Tax Distribution	0	.15	C
07/31	Tax Distribution	0	1.02	C
11100.2019 2019 Real Estate Taxes			Source Code Total: 7,775.59	
07/01	Tax Distribution	0	141.54	C
07/01	Tax Distribution	0	316.35	C
07/01	Tax Distribution	0	256.60	C
07/01	Tax Distribution	0	113.90	C
07/02	Tax Distribution	0	105.64	C
07/02	Tax Distribution	0	380.67	C
07/02	Tax Distribution	0	61.80	C



Yavapai County Treasurer

Monthly Statement

Date Range: 7/1/2020 to 7/31/2020

07/02	Tax Distribution	0	132.06	C
07/06	Tax Distribution	0	229.60	C
07/06	Tax Distribution	0	312.04	C
07/06	Tax Distribution	0	267.04	C
07/07	Tax Distribution	0	347.27	C
07/07	Tax Distribution	0	354.27	C
07/07	Tax Distribution	0	133.56	C
07/07	Tax Distribution	0	87.60	C
07/08	Tax Distribution	0	36.69	C
07/08	Tax Distribution	0	117.40	C
07/08	Tax Distribution	0	180.13	C
07/08	Tax Distribution	0	52.95	C
07/09	Tax Distribution	0	91.70	C
07/09	Tax Distribution	0	22.35	C
07/09	Tax Distribution	0	111.31	C
07/09	Tax Distribution	0	211.91	C
07/09	Tax Distribution	0	86.61	C
07/09	Tax Distribution	0	12.07	C
07/10	Tax Distribution	0	92.90	C
07/10	Tax Distribution	0	(8.16)	C
07/10	Tax Distribution	0	52.55	C
07/10	Tax Distribution	0	105.55	C
07/13	Tax Distribution	0	127.23	C
07/13	Tax Distribution	0	52.58	C
07/13	Tax Distribution	0	84.68	C
07/13	Tax Distribution	0	46.78	C
07/13	Tax Distribution	0	144.39	C
07/14	Tax Distribution	0	58.45	C
07/14	Tax Distribution	0	145.18	C
07/14	Tax Distribution	0	.71	C
07/15	Tax Distribution	0	60.30	C
07/15	Tax Distribution	0	288.39	C
07/15	Tax Distribution	0	252.86	C
07/16	Tax Distribution	0	55.71	C
07/16	Tax Distribution	0	354.21	C
07/16	Tax Distribution	0	181.58	C
07/17	Tax Distribution	0	67.60	C
07/17	Tax Distribution	0	160.86	C
07/17	Tax Distribution	0	16.22	C
07/20	Tax Distribution	0	123.39	C
07/20	Tax Distribution	0	120.80	C
07/20	Tax Distribution	0	31.67	C
07/21	Tax Distribution	0	133.80	C



Yavapai County Treasurer

Monthly Statement

Date Range: 7/1/2020 to 7/31/2020

07/21	Tax Distribution	0	.24	C
07/21	Tax Distribution	0	20.52	C
07/22	Tax Distribution	0	37.49	C
07/22	Tax Distribution	0	135.87	C
07/23	Tax Distribution	0	3.09	C
07/23	Tax Distribution	0	22.91	C
07/23	Tax Distribution	0	(20.90)	C
07/24	Tax Distribution	0	4.21	C
07/24	Tax Distribution	0	106.15	C
07/27	Tax Distribution	0	20.02	C
07/27	Tax Distribution	0	49.58	C
07/27	Tax Distribution	0	26.87	C
07/28	Tax Distribution	0	23.76	C
07/28	Tax Distribution	0	13.07	C
07/29	Tax Distribution	0	15.94	C
07/29	Tax Distribution	0	87.30	C
07/30	Tax Distribution	0	96.99	C
07/30	Tax Distribution	0	50.56	C
07/31	Tax Distribution	0	166.78	C
07/31	Tax Distribution	0	1.85	C
12100.2011 2011 Personal Property Taxes			Source Code Total: .22	
07/09	Tax Distribution	0	.22	C
12100.2012 2012 Personal Property Taxes			Source Code Total: .01	
07/09	Tax Distribution	0	.01	C
12100.2016 2016 Personal Property Taxes			Source Code Total: .50	
07/09	Tax Distribution	0	.50	C
12100.2017 2017 Personal Property Taxes			Source Code Total: .47	
07/09	Tax Distribution	0	.47	C
12100.2018 2018 Personal Property Taxes			Source Code Total: 22.47	
07/01	Tax Distribution	0	4.90	C
07/02	Tax Distribution	0	8.99	C
07/07	Tax Distribution	0	6.48	C
07/09	Tax Distribution	0	.44	C
07/24	Tax Distribution	0	1.66	C
12100.2019 2019 Personal Property Taxes			Source Code Total: 307.22	
07/01	Tax Distribution	0	4.41	C
07/01	Tax Distribution	0	11.39	C
07/01	Tax Distribution	0	.02	C
07/02	Tax Distribution	0	2.27	C
07/02	Tax Distribution	0	1.11	C
07/02	Tax Distribution	0	38.04	C
07/06	Tax Distribution	0	26.91	C
07/06	Tax Distribution	0	23.59	C



Yavapai County Treasurer

Monthly Statement

Date Range: 7/1/2020 to 7/31/2020

07/06	Tax Distribution	0	8.23	C
07/07	Tax Distribution	0	17.45	C
07/07	Tax Distribution	0	10.72	C
07/08	Tax Distribution	0	21.19	C
07/08	Tax Distribution	0	11.15	C
07/08	Tax Distribution	0	18.37	C
07/09	Tax Distribution	0	.80	C
07/09	Tax Distribution	0	7.78	C
07/09	Tax Distribution	0	7.48	C
07/13	Tax Distribution	0	1.82	C
07/13	Tax Distribution	0	.13	C
07/13	Tax Distribution	0	24.18	C
07/13	Tax Distribution	0	2.71	C
07/13	Tax Distribution	0	8.20	C
07/15	Tax Distribution	0	4.93	C
07/15	Tax Distribution	0	7.01	C
07/15	Tax Distribution	0	2.43	C
07/16	Tax Distribution	0	2.27	C
07/16	Tax Distribution	0	8.54	C
07/20	Tax Distribution	0	10.35	C
07/20	Tax Distribution	0	.09	C
07/21	Tax Distribution	0	5.11	C
07/22	Tax Distribution	0	4.93	C
07/27	Tax Distribution	0	4.74	C
07/31	Tax Distribution	0	5.77	C
07/31	Tax Distribution	0	3.10	C
38108.0 Interest on Investments Charles Schwab			Source Code Total: 278.77	
07/23	Investment Interest	0	278.77	C
38109.0 Interest on Investments St Treas			Source Code Total: 113.26	
07/29	Investment Interest	0	113.26	C
90002.0 Interest Pd on Tax Roll Corrections			Source Code Total: (.42)	
07/23	75661 103-23-209B9 2019 Adjustment/Corr Refund	75661	(.07)	D
07/23	75661 103-23-21106 2019 Adjustment/Corr Refund	75661	(.05)	D
07/23	75662 103-23-31505 2019 Adjustment/Corr Refund	75662	(.06)	D
07/23	75669 103-15-038F2 2019 Adjustment/Corr Refund	75669	(.37)	D
07/23	75669 103-15-038F2 2019 Adjustment/Corr Refund	75669	(.15)	D
07/27	70790 103-10-11905 2017 Adjustment/Corr Refund	70790	.28	D
92185.0 Paying Agent Fees			Source Code Total: (350.00)	
07/22	75654	75654	(350.00)	D
6060240000 Central Yavapai Fire Dist BDS				Ending Balance: 272,242.49

Central Yavapai Fire Bond Debt Service

Bank Reconciliation Summary

For the Bank Statement ending: 7/31/2020

BANK CONTROL ID: CYFDA - CASH/BOND BUILDING FUND		DESC: CASH/BOND BUILDING FUND	ACCOUNT NO: 1100
Beginning Balance:	07/01/20		\$264,089.30
Deposits and Credits:			\$8,503.61
Checks and Charges:			(\$350.42)
Adjustments:			\$0.00
Ending Balance Per Reconciliation:			<u>\$272,242.49</u>
Ending Balance Per Bank Statement:	07/31/20		\$272,242.49
* Outstanding Deposits and Credits:	07/31/20		\$0.00
* Outstanding Checks and Charges:	07/31/20		\$0.00
Ending Book Balance:	07/31/20		<u>\$272,242.49</u>

Central Yavapai Fire Bond Debt Service
BR Checks and Charges Cleared
For the Bank Statement ending: 7/31/20

CYFDA		Cash/Bond Building Fund	Cash/Bond Building Fund		1100
Date	Document	Description	Module	Company	Amount
07/31/20	Cash With Yav Cty	Tax Roll Corrections - July, 2	GL	CYFBDS	\$0.42
07/31/20	Cash With Yav Cty	BDS Paying Agent Fees - July,	GL	CYFBDS	\$350.00
TOTAL CHECKS AND CHARGES CLEARED:					<u>\$350.42</u>

Central Yavapai Fire Bond Debt Service
BR Checks and Charges Outstanding
For the Bank Statement ending:

Date	Document	Description	Module	Company	Amount
------	----------	-------------	--------	---------	--------

TOTAL CHECKS AND CHARGES OUTSTANDING:

Central Yavapai Fire Bond Debt Service
BR Deposits and Credits Cleared
For the Bank Statement ending: 7/31/20

CYFDA		Cash/Bond Building Fund	Cash/Bond Building Fund		1100
Date	Document	Description	Module	Company	Amount
07/31/20	Cash With Yav Cty	BDS Tax and Interest Revenue -	GL	CYFBDS	\$8,503.61
TOTAL DEPOSITS AND CREDITS CLEARED:					\$8,503.61

Central Yavapai Fire Bond Debt Service
BR Deposits and Credits Outstanding
For the Bank Statement ending:

Date	Document	Description	Module	Company	Amount
------	----------	-------------	--------	---------	--------

TOTAL DEPOSITS AND CREDITS OUTSTANDING:

Central Yavapai Fire Bond Debt Service
Bank Reconciliation Register

Document Number	Date	BR Status	Void?	Description	Date Cleared	Amount
-----------------	------	-----------	-------	-------------	--------------	--------

MODULE: JOURNAL ENTRIES FROM GENERAL LEDGER

BANK CONTROL ID: CYFDA - CASH/BOND BUILDING FUND

Cash With Yav Cty	07/31/20	Marked	No	BDS Tax and Interest Revenue -	08/13/20	\$8,503.61
Cash With Yav Cty	07/31/20	Marked	No	Tax Roll Corrections - July, 2	08/13/20	\$0.42
Cash With Yav Cty	07/31/20	Marked	No	BDS Paying Agent Fees - July,	08/13/20	\$350.00

SUB TOTAL FOR BANK:	\$8,854.03
---------------------	------------

TOTAL FOR MODULE:	\$8,854.03
-------------------	------------

Central Yavapai Fire Bond Debt Service
BR Adjustments Report
For the Bank Statement ending:

Date	Document	Description	GL Account	Offset Amt	Adj. Amt
------	----------	-------------	------------	------------	----------

DOCUMENT:

ADJUSTMENT DOCUMENT " TOTAL:

TOTAL FOR ALL ADJUSTMENTS:

8/13/20
10:41:19 AM

Central Yavapai Fire Bond Debt Service
Income Statement
(Original Budget to Actual Comparison)
For the period of 7/1/2020 Through 7/31/2020

	Account	Actual	Current Period Budget	Variance	%	Actual	Year To Date Budget	Variance	%
<u>General & Administrative Expenses</u>									
Bond Debt Service Principal Payment	600000	\$0.00	\$0.00	\$0.00	0.0%	\$1,155,000.00	\$0.00	\$(1,155,000.00)	0.0%
Bond Debt Service Interest Expense	610000	0.42	0.00	(0.42)	0.0	223,559.07	0.00	(223,559.07)	0.0
Professional Services	640500	350.00	0.00	(350.00)	0.0	1,030.00	0.00	(1,030.00)	0.0
Total General & Administrative Expenses		\$350.42	\$0.00	\$(350.42)	0.0 %	\$1,379,589.07	\$0.00	\$(1,379,589.07)	0.0 %
Total Expenses		\$350.42		\$(350.42)		\$1,379,589.07		\$(1,379,589.07)	
Income (Loss) from Operations		\$(350.42)	\$0.00	\$(350.42)	0.0%	\$(1,379,589.07)	\$0.00	\$(1,379,589.07)	0.0%
<u>Other Income (Expense)</u>									
Bond Debt Service Tax Revenue	420000	\$8,111.58	\$0.00	\$8,111.58	0.0%	\$1,276,865.03	\$0.00	\$1,276,865.03	0.0%
Bond Debt Service Interest Revenue	430000	392.03	0.00	392.03	0.0	18,189.85	0.00	18,189.85	0.0
Total Other Income (Expense)		\$8,503.61	\$0.00	\$8,503.61	0.0 %	\$1,295,054.88	\$0.00	\$1,295,054.88	0.0 %
Net Income (Loss)		\$8,153.19	\$0.00	\$8,153.19	0.0%	\$(84,534.19)	\$0.00	\$(84,534.19)	0.0%

8/13/20
10:41:25 AM

Central Yavapai Fire Bond Debt Service

Balance Sheet
As of 7/31/2020

Assets

Current Assets

Cash / Bond Debt Service	\$272,242.49	
Property Tax Receivable	23,702.03	
Total Current Assets		\$295,944.52
Total Assets		\$295,944.52

Net Assets

Retained Earnings	\$380,478.71	
Current Year Net Assets	(84,534.19)	
Total Net Assets		295,944.52
Total Liabilities and Net Assets		\$295,944.52

Central Yavapai Fire Bond Debt Service
GL Account Ledger - Detail By Period
7/1/2020 through 7/31/2020

Batch	Journal	Entry #	Date	Job	Document	Description	Debits	Credits	Balance
1100.00						CASH / BOND DEBT SERVICE			\$264,089.30
210	R	731	07/31/20		Cash With Yav Cty	BDS Tax and Interest Revenue - July, 2020	8,503.61	-	272,592.91
211	A	736	07/31/20		Cash With Yav Cty	Tax Roll Corrections - July, 2020	-	0.42	272,592.49
212	A	738	07/31/20		Cash With Yav Cty	BDS Paying Agent Fees - July, 2020	-	350.00	272,242.49
CASH / BOND DEBT SERVICE TOTALS:							<u>\$8,503.61</u>	<u>\$350.42</u>	<u>\$272,242.49</u>
TOTAL OF LEDGER:							<u>\$8,503.61</u>	<u>\$350.42</u>	<u>\$272,242.49</u>

Central Yavapai Fire Bond Debt Service

GL Trial Balance Worksheet
For The Period of 7/1/2020 through 7/31/2020

Account	Description	Balances				Adjustments
		Beginning	Debits	Credits	Ending	
1100.00	Cash / Bond Debt Service	\$264,089.30	\$8,503.61	\$350.42	\$272,242.49	
TOTALS:		<u>\$264,089.30</u>	<u>\$8,503.61</u>	<u>\$350.42</u>	<u>\$272,242.49</u>	

The Central Yavapai Fire District Board of Directors have reviewed and approved the following financial documents to include Income Statements, Balance Sheets, and Bank Reconciliations with supporting documents, Revenue and Expenditure Graphs, and Cash Flow Projections in compliance with A.R.S. § 48-805, 807.

CYFD General Fund

CYFD Bond Debt Service

Fire Board Chairperson Date

Fire Board Clerk Date

Signature indicating approval on next page

CENTRAL YAVAPAI FIRE DISTRICT - GENERAL FUND
CHECK RECONCILIATION AUGUST, 2020

Reconciliation:

Beginning Balance:	\$ 881,957.09
Deposits:	\$ 22,171.23
Transfer Out - Fire Authority:	\$ (118,766.27)
Disbursements:	\$ -
Interest Paid on Tax Roll Corrections:	\$ (8.23)
Fire District Deposit	\$ 8,446.05
County Error:	\$ (330.00)
Ending Balance:	\$ 793,469.87

Difference Between Balances: \$ -

Bank Statement Balance:

Balance Per Bank:	\$ 793,469.87
Outstanding Checks:	\$ -
Outstanding Deposits:	\$ -

Ending Balance: \$ 793,469.87

G/L Ending Balance: \$ 793,469.87

\$ 793,469.87

Deposits Per Bank Statement:

Real Estate Taxes:	\$ 19,794.79
Personal Property Taxes:	\$ 1,645.52
Fire District Assistance Tax:	\$ 662.36
Interest Income:	\$ 68.56
Transfer to CAFMA:	\$ 118,766.27
Fire District Deposits:	\$ 8,446.05
Interest Paid on Tax Roll Corrections:	\$ 8.23
County Error:	\$ 330.00

Ending Balance: \$ 149,721.78

Bank Reconciliation Register:

Checks From Accounts Payable:	\$ -
Checks From Payroll:	\$ -
Prior Period Adjustment:	
Total Checks:	\$ -


Deposits From Accounts Receivable:	\$ 8,446.05
Journal Entries From General Ledger:	\$ 141,275.73
Outstanding Transfer:	
Outstanding Deposit:	

Ending Balance: \$ 149,721.78

Reconciliation Approved By:

Scott Freitag


Scott Freitag, Fire Chief

 Digitally signed by Scott Freitag
Date: 2020.09.14 10:01:17 -07'00'

Reconciliation Reviewed By:

Dave Tharp


David Tharp, Assistant Chief of Administration

 Digitally signed by Dave Tharp
Date: 2020.09.10 11:38:23 -07'00'

Reconciliation Prepared By:

Karen Butler

Karen Butler, Finance Specialist III

 Digitally signed by Karen Butler
Date: 2020.09.09 12:44:11 -07'00'

CENTRAL YAVAPAI FIRE DISTRICT
General Fund Tax Collection Information

Total Levy Month	FY 15-16 \$13,284,318 Collected	FY 16-17 \$14,116,233 Collected	FY 17-18 \$16,282,904 Collected	FY 18-19 \$16,529,780 Collected	FY 19-20 \$17,960,663 Collected	FY 20-21 \$19,423,017 Collected
July	\$78,757	\$50,468	\$47,993	\$48,809	\$53,398	\$113,844
%	0.593%	0.358%	0.295%	0.295%	0.297%	0.586%
% To Date	0.5929%	0.3575%	0.2947%	0.2953%	0.2973%	0.5861%
August	\$33,291	\$26,519	\$25,442	\$29,028	\$18,645	\$21,440
%	0.251%	0.188%	0.156%	0.176%	0.104%	0.110%
% To Date	0.8435%	0.5454%	0.4510%	0.4709%	0.4011%	0.6965%
September	\$1,245,953	\$789,429	\$768,730	\$136,335	\$151,569	\$0
%	9.379%	5.592%	4.721%	0.825%	0.844%	0.000%
% To Date	10.2226%	6.1377%	5.1721%	1.2957%	1.2450%	0.6965%
October	\$4,753,774	\$3,589,494	\$6,179,209	\$6,735,649	\$7,842,869	\$0
%	35.785%	25.428%	37.949%	40.749%	43.667%	0.000%
% To Date	46.0074%	31.5659%	43.1211%	42.0442%	44.9119%	0.6965%
November	\$1,053,509	\$3,154,358	\$1,286,322	\$2,208,068	\$1,675,932	\$0
%	7.930%	22.346%	7.900%	13.358%	9.331%	0.000%
% To Date	53.9379%	53.9115%	51.0210%	55.4024%	54.2431%	0.6965%
December	\$847,617	\$896,697	\$987,194	\$1,064,960	\$1,336,392	\$0
%	6.3806%	6.3522%	6.0628%	6.4427%	7.4407%	0.0000%
% To Date	60.3185%	60.2637%	57.0837%	61.8450%	61.6837%	0.6965%
January	\$302,609	\$368,574	\$609,745	\$416,757	\$428,512	\$0
%	2.2779%	2.6110%	3.7447%	2.5212%	2.3858%	0.0000%
% To Date	62.5964%	62.8747%	60.8284%	64.3663%	64.0696%	0.6965%
February	\$351,342	\$394,891	\$350,747	\$328,790	\$452,992	\$0
%	2.6448%	2.7974%	2.1541%	1.9891%	2.5221%	0.0000%
% To Date	65.2412%	65.6721%	62.9825%	66.3554%	66.5917%	0.6965%
March	\$526,700	\$606,436	\$629,128	\$657,391	\$623,229	\$0
%	3.9648%	4.2960%	3.8637%	3.9770%	3.4700%	0.0000%
% To Date	69.2061%	69.9681%	66.8462%	70.3324%	70.0617%	0.6965%
April	\$3,444,316	\$3,343,070	\$3,414,235	\$3,987,889	\$4,164,352	\$0
%	25.9277%	23.6824%	20.9682%	24.1255%	23.1860%	0.0000%
% To Date	95.1337%	93.6506%	87.8145%	94.4579%	93.2476%	0.6965%
May	\$416,552	\$678,353	\$813,680	\$695,530	\$837,799	\$0
%	3.1357%	4.8055%	4.9971%	4.2077%	4.6646%	0.0000%
% To Date	98.2694%	98.4561%	92.8116%	98.6656%	97.9123%	0.6965%
June	\$200,523	\$183,806	\$187,184	\$220,679	\$201,547	\$0
%	1.5095%	1.3021%	1.1496%	1.3350%	1.1222%	0.0000%
% To Date	99.7789%	99.7582%	93.9612%	100.0006%	99.0344%	0.6965%
TOTALS	\$13,254,943	\$14,082,095	\$15,299,608	\$16,529,886	\$17,787,237	\$135,285
Delinquency	0.2211%	0.2418%	6.0388%	-0.0006%	0.9656%	99.3035%

CENTRAL YAVAPAI FIRE DISTRICT
FDAT Collection Information

Total Levy Month	FY 15-16 \$313,900 Collected	FY 16-17 \$313,900 Collected	FY 17-18 \$333,290 Collected	FY 18-19 \$333,290 Collected	FY 19-20 \$366,547 Collected	FY 20-21 \$400,000 Collected
July	\$2,501	\$1,423	\$1,630	\$1,238	\$1,475	\$2,769
%	0.797%	0.453%	0.489%	0.371%	0.403%	0.692%
% To Date	0.7966%	0.4533%	0.4890%	0.3715%	0.4025%	0.6923%
August	\$1,456	\$661	\$534	\$707	\$1,109	\$662
%	0.464%	0.211%	0.160%	0.212%	0.303%	0.166%
% To Date	1.2606%	0.6638%	0.6491%	0.5835%	0.7050%	0.8579%
September	\$26,332	\$8,777	\$12,654	\$3,182	\$7,941	\$0
%	8.389%	2.796%	3.797%	0.955%	2.166%	0.000%
% To Date	9.6492%	3.4600%	4.4456%	1.5383%	2.8713%	0.8579%
October	\$97,909	\$86,411	\$93,081	\$139,813	\$459,768	\$0
%	31.191%	27.528%	27.928%	41.949%	125.432%	0.000%
% To Date	40.8405%	30.9882%	32.3735%	43.4876%	128.3035%	0.8579%
November	\$43,410	\$75,219	\$74,651	\$59,861	\$128,454	\$0
%	13.8292%	23.9628%	22.3983%	17.9606%	35.0443%	0.0000%
% To Date	54.6697%	54.9510%	54.7717%	61.4482%	163.3478%	0.8579%
December	\$20,201	\$24,923	\$21,663	\$25,413	(\$344,794)	\$0
%	6.4354%	7.9398%	6.4997%	7.6250%	-94.0656%	0.0000%
% To Date	61.1051%	62.8908%	61.2715%	69.0732%	69.2822%	0.8579%
January	\$10,565	\$11,762	\$11,312	\$11,149	\$11,446	\$0
%	3.3658%	3.7471%	3.3939%	3.3450%	3.1227%	0.0000%
% To Date	64.4709%	66.6378%	64.6654%	72.4183%	72.4049%	0.8579%
February	\$7,946	\$8,291	\$8,056	\$7,409	\$10,419	\$0
%	2.531%	2.641%	2.417%	2.223%	2.842%	0.000%
% To Date	67.0023%	69.2790%	67.0825%	74.6413%	75.2473%	0.8579%
March	\$12,018	\$12,638	\$12,174	\$13,713	\$13,361	\$0
%	3.8284%	4.0261%	3.6528%	4.1143%	3.6452%	0.0000%
% To Date	70.8307%	73.3051%	70.7354%	78.7556%	78.8925%	0.8579%
April	\$35,416	\$62,586	\$63,209	\$79,859	\$85,315	\$0
%	11.2825%	19.9382%	18.9651%	23.9607%	23.2754%	0.0000%
% To Date	82.1132%	93.2433%	89.7005%	102.7163%	102.1679%	0.8579%
May	\$51,376	\$23,662	\$23,731	\$18,881	\$21,832	\$0
%	16.3671%	7.5381%	7.1201%	5.6650%	5.9561%	0.0000%
% To Date	98.4803%	100.7814%	96.8206%	108.3813%	108.1240%	0.8579%
June	\$6,266	\$4,682	\$5,094	\$5,726	\$4,474	\$0
%	1.9962%	1.4916%	1.5285%	1.7181%	1.2206%	0.0000%
% To Date	100.4765%	102.2729%	98.3491%	110.0994%	109.3446%	0.8579%
TOTALS	\$315,396	\$321,035	\$327,788	\$366,950	\$400,799	\$3,432
Delinquency	-0.4765%	-2.2729%	1.6509%	-10.0994%	-9.3446%	99.1421%
	100.0000%	100.0000%	100.0000%	100.0000%	100.0000%	100.0000%

FDAT amount currently under review with County Treasurer's Office

FDAT amount corrected in December 2019 by County Treasurer's Office



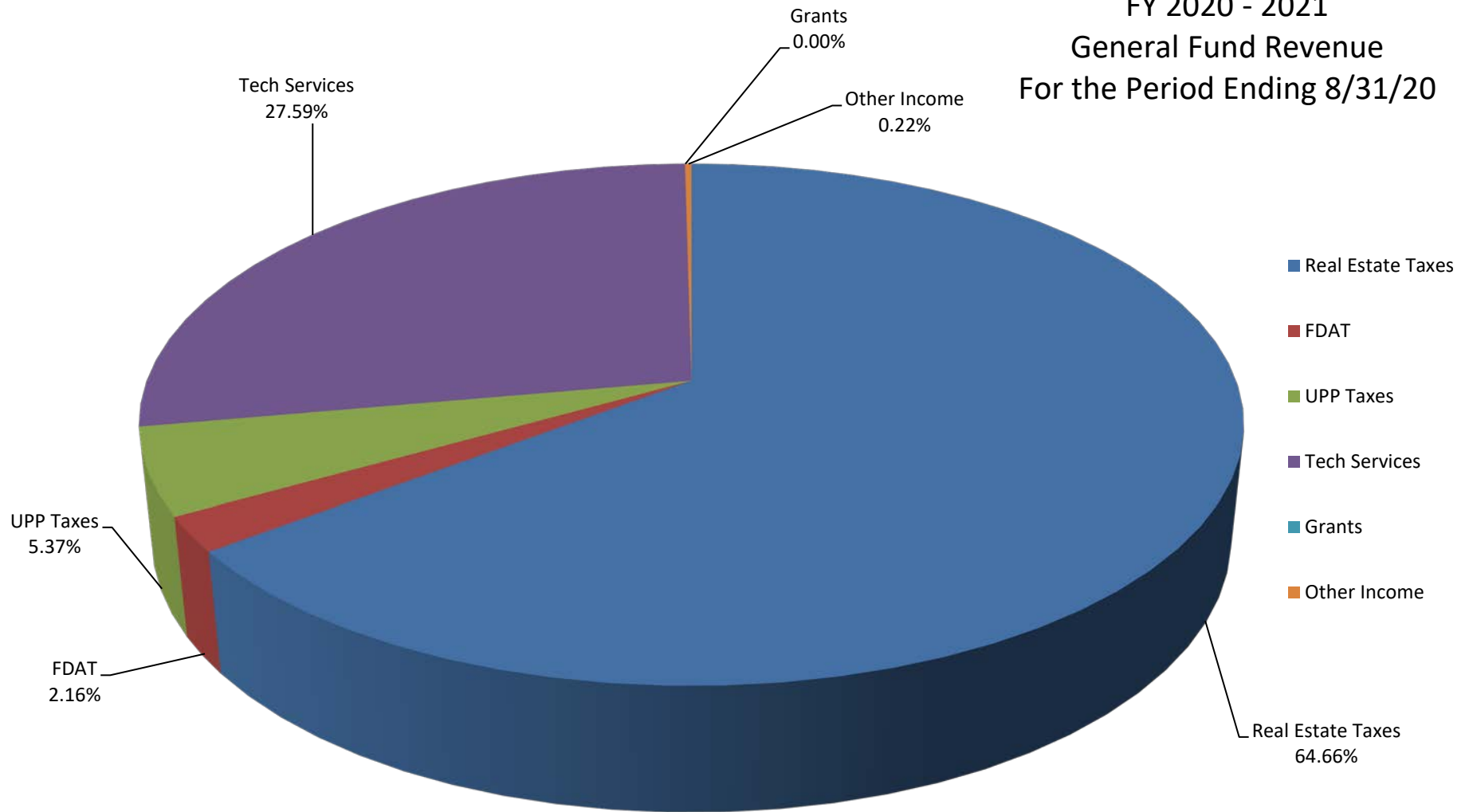
2020 - 2021 Cash Flow by Month : AUGUST

[illegible]

**CENTRAL YAVAPAI FIRE DISTRICT
REVENUE GRAPH DATA**

	AUGUST, 2020	YTD	
	Revenue	Budget	%
Real Estate Taxes	\$ 19,795	\$ 19,423,017	64.66
FDAT	\$ 662	\$ 400,000	2.16
UPP Taxes	\$ 1,646	\$ -	5.37
Tech Services	\$ 8,446	\$ 55,668	27.59
Grants	\$ -	\$ -	0.00
Other Income	\$ 69	\$ -	0.22
TOTALS:	\$ 30,617	\$ 19,878,685	100.00

CYFD
FY 2020 - 2021
General Fund Revenue
For the Period Ending 8/31/20



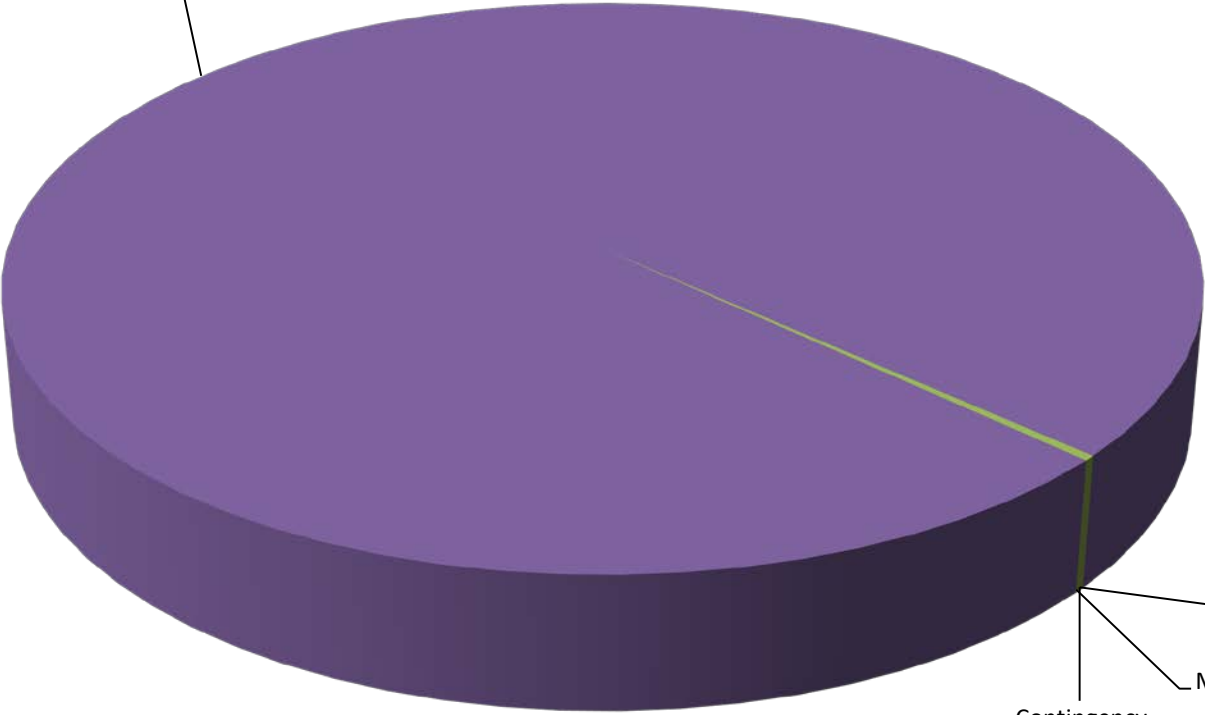
**CENTRAL YAVAPAI FIRE DISTRICT
EXPENSE GRAPH DATA**

AUGUST, 2020		YTD	
Revenue		Budget	%
Audit/Accounting, Election, Legal, Fire Board Expenses	\$ -	\$ 93,500	0.00
Contingency	\$ -	\$ 20,000	0.00
Miscellaneous	\$ 338		0.28
Fire Authority Funding	\$ 118,766	\$ 19,765,185	99.72
TOTAL:	\$ 119,105	\$ 19,878,685	100.00

CYFD
FY 2020 - 2021
General Fund Expenditures
For the Period Ending 08/31/20

- Audit/Accounting,
Election, Legal,
Fire Board
Expenses
- Contingency
- Miscellaneous
- Fire Authority
Funding

Fire Authority Funding
99.72



Audit/Accounting,
Election, Legal,
Fire Board Expenses
0.00%

Miscellaneous
0.28%

Contingency
0.00%

CENTRAL YAVAPAI FIRE DISTRICT
GENERAL FUND - AUGUST, 2020

Real Estate Taxes:	\$	19,794.79
UPP Taxes:	\$	1,645.52
FDAT:	\$	662.36
Interest Received:	\$	68.56
Fire District Deposits:	\$	8,446.05
Other:	\$	-

TOTAL:	\$	30,617.28
---------------	-----------	------------------

Transferred to CAFMA:	\$	118,766.27
------------------------------	-----------	-------------------



Yavapai County Treasurer

Monthly Statement

Date Range: 8/1/2020 to 8/31/2020

Central Yavapai Fire Dist - General Fund
Fund: 6060040000



Yavapai County Treasurer

Monthly Statement

Date Range: 8/1/2020 to 8/31/2020

Account	Period	YTD		
6060040000	Central Yavapai Fire Dist GF			
Begin Balance:	884,004.59	989,851.12		
Income:	30,617.28 ✓	149,383.55		
LOC Advance:	.00	.00		
Expense:	(121,152.00)	(345,764.80)	LOC:	.00
LOC Payments:	.00	.00	Warrants Outstanding:	.00
Cash Balance:	793,469.87	793,469.87	End:	793,469.87

Monthly Statement Summary

Source Code	Description		MTDAmount	YTDAmount
6060040000	Central Yavapai Fire Dist GF	Beginning Balance:	884,004.59	989,851.12
11100.2013	2013 Real Estate Taxes		3.74	3.74
11100.2014	2014 Real Estate Taxes		3.80	3.80
11100.2015	2015 Real Estate Taxes		3.98	3.98
11100.2016	2016 Real Estate Taxes		1.88	1.88
11100.2017	2017 Real Estate Taxes		(10.20)	(10.20)
11100.2018	2018 Real Estate Taxes		(10.97)	53.35
11100.2019	2019 Real Estate Taxes		19,802.56	128,973.63
12100.2011	2011 Personal Property Taxes		.00	1.81
12100.2012	2012 Personal Property Taxes		1.46	1.51
12100.2014	2014 Personal Property Taxes		49.93	49.93
12100.2016	2016 Personal Property Taxes		45.93	51.31
12100.2017	2017 Personal Property Taxes		63.53	69.02
12100.2018	2018 Personal Property Taxes		649.23	931.92
12100.2019	2019 Personal Property Taxes		835.44	5,148.94
37122.0	Fire District Deposit		8,446.05	10,244.18
37150.0	FDAT Distributions		662.36	3,431.73
38108.0	Interest on Investments Charles Schwab		.00	252.06
38109.0	Interest on Investments St Treas		68.56	170.96
90002.0	Interest Pd on Tax Roll Corrections		(8.23)	(14.74)
91032.0	Warrants Redeemed		(2,047.50)	(2,187.50)
91702.0	Transfer out		(118,766.27)	(343,232.56)
92185.0	Paying Agent Fees		(330.00)	(330.00)
		Ending Balance:	793,469.87	793,469.87

Monthly Statement Detail

Date	Notes	Doc #	Amount	C/D
6060040000	Central Yavapai Fire Dist GF		Beginning Balance: 884,004.59	
11100.2013	2013 Real Estate Taxes		Source Code Total: 3.74	
08/07	Tax Distribution	0	3.74	C



Yavapai County Treasurer

Monthly Statement

Date Range: 8/1/2020 to 8/31/2020

11100.2014 2014 Real Estate Taxes			Source Code Total: 3.80	
08/07	Tax Distribution	0	3.80	C
11100.2015 2015 Real Estate Taxes			Source Code Total: 3.98	
08/07	Tax Distribution	0	3.98	C
11100.2016 2016 Real Estate Taxes			Source Code Total: 1.88	
08/07	Tax Distribution	0	1.88	C
11100.2017 2017 Real Estate Taxes			Source Code Total: (10.20)	
08/07	Tax Distribution	0	1.92	C
08/26	Tax Distribution	0	(12.12)	C
11100.2018 2018 Real Estate Taxes			Source Code Total: (10.97)	
08/07	Tax Distribution	0	1.95	C
08/26	Tax Distribution	0	(12.92)	C
11100.2019 2019 Real Estate Taxes			Source Code Total: 19,802.56	
08/03	Tax Distribution	0	683.26	C
08/03	Tax Distribution	0	340.58	C
08/04	Tax Distribution	0	100.84	C
08/04	Tax Distribution	0	231.96	C
08/04	Tax Distribution	0	555.67	C
08/04	Tax Distribution	0	100.84	C
08/04	Tax Distribution	0	231.96	C
08/04	Tax Distribution	0	555.67	C
08/05	Tax Distribution	0	409.82	C
08/05	Tax Distribution	0	825.65	C
08/06	Tax Distribution	0	385.86	C
08/07	Tax Distribution	0	35.10	C
08/07	Tax Distribution	0	573.60	C
08/10	Tax Distribution	0	300.60	C
08/10	Tax Distribution	0	487.90	C
08/10	Tax Distribution	0	598.52	C
08/11	Tax Distribution	0	42.72	C
08/11	Tax Distribution	0	178.61	C
08/12	Tax Distribution	0	70.99	C
08/12	Tax Distribution	0	113.97	C
08/13	Tax Distribution	0	2,036.26	C
08/13	Tax Distribution	0	347.38	C
08/14	Tax Distribution	0	46.45	C
08/17	Tax Distribution	0	1,897.52	C
08/17	Tax Distribution	0	10.88	C
08/18	Tax Distribution	0	198.73	C
08/19	Tax Distribution	0	1,158.95	C
08/19	Tax Distribution	0	602.72	C
08/20	Tax Distribution	0	2.48	C
08/20	Tax Distribution	0	1,066.95	C



Yavapai County Treasurer

Monthly Statement

Date Range: 8/1/2020 to 8/31/2020

08/21	Tax Distribution	0	71.87	C
08/21	Tax Distribution	0	477.72	C
08/24	Tax Distribution	0	1,280.52	C
08/25	Tax Distribution	0	510.61	C
08/26	Tax Distribution	0	74.81	C
08/26	Tax Distribution	0	90.06	C
08/27	Tax Distribution	0	877.60	C
08/28	Tax Distribution	0	130.11	C
08/31	Tax Distribution	0	1,769.12	C
08/31	Tax Distribution	0	1.96	C
08/31	Tax Distribution	0	325.74	C
12100.2012 2012 Personal Property Taxes			Source Code Total: 1.46	
08/06	Tax Distribution	0	1.46	C
12100.2014 2014 Personal Property Taxes			Source Code Total: 49.93	
08/05	Tax Distribution	0	11.47	C
08/24	Tax Distribution	0	38.46	C
12100.2016 2016 Personal Property Taxes			Source Code Total: 45.93	
08/06	Tax Distribution	0	45.93	C
12100.2017 2017 Personal Property Taxes			Source Code Total: 63.53	
08/06	Tax Distribution	0	63.53	C
12100.2018 2018 Personal Property Taxes			Source Code Total: 649.23	
08/06	Tax Distribution	0	32.23	C
08/14	Tax Distribution	0	6.86	C
08/24	Tax Distribution	0	388.13	C
08/26	Tax Distribution	0	222.01	C
12100.2019 2019 Personal Property Taxes			Source Code Total: 835.44	
08/04	Tax Distribution	0	78.93	C
08/04	Tax Distribution	0	78.93	C
08/05	Tax Distribution	0	155.85	C
08/06	Tax Distribution	0	64.92	C
08/07	Tax Distribution	0	16.86	C
08/07	Tax Distribution	0	10.74	C
08/10	Tax Distribution	0	41.71	C
08/13	Tax Distribution	0	36.15	C
08/14	Tax Distribution	0	14.81	C
08/24	Tax Distribution	0	67.87	C
08/26	Tax Distribution	0	49.57	C
08/27	Tax Distribution	0	.26	C
08/31	Tax Distribution	0	218.84	C
37122.0 Fire District Deposit			Source Code Total: 8,446.05	
08/06	CENTRAL YAVAPAI FIRE DISTRICT/CK#3323404708 AT&T M	0	8,446.05	C



Yavapai County Treasurer

Monthly Statement

Date Range: 8/1/2020 to 8/31/2020

37150.0 FDAT Distributions			Source Code Total: 662.36	
08/03	Fire Dist Assistance Tax 0.146399	0	67.35	C
08/04	Fire Dist Assistance Tax 0.146399	0	26.15	C
08/04	Fire Dist Assistance Tax 0.146399	0	26.35	C
08/05	Fire Dist Assistance Tax 0.146399	0	27.41	C
08/06	Fire Dist Assistance Tax 0.146399	0	24.79	C
08/07	Fire Dist Assistance Tax 0.146399	0	62.45	C
08/10	Fire Dist Assistance Tax 0.146399	0	90.57	C
08/11	Fire Dist Assistance Tax 0.146399	0	18.52	C
08/12	Fire Dist Assistance Tax 0.146399	0	13.57	C
08/13	Fire Dist Assistance Tax 0.146399	0	28.94	C
08/14	Fire Dist Assistance Tax 0.146399	0	13.89	C
08/17	Fire Dist Assistance Tax 0.146399	0	21.57	C
08/18	Fire Dist Assistance Tax 0.146399	0	15.92	C
08/19	Fire Dist Assistance Tax 0.146399	0	22.63	C
08/20	Fire Dist Assistance Tax 0.146399	0	22.82	C
08/21	Fire Dist Assistance Tax 0.146399	0	18.94	C
08/24	Fire Dist Assistance Tax 0.146399	0	30.19	C
08/25	Fire Dist Assistance Tax 0.146399	0	14.10	C
08/26	Fire Dist Assistance Tax 0.146399	0	14.16	C
08/27	Fire Dist Assistance Tax 0.144320	0	25.04	C
08/28	Fire Dist Assistance Tax 0.144320	0	10.57	C
08/31	Fire Dist Assistance Tax 0.144320	0	66.43	C
38109.0 Interest on Investments St Treas			Source Code Total: 68.56	
08/26	Investment Interest	0	68.56	C
90002.0 Interest Pd on Tax Roll Corrections			Source Code Total: (8.23)	
08/12	75812 103-56-13804 2019 Adjustment/Corr Refund	75812	(1.81)	D
08/12	75812 103-56-13804 2019 Adjustment/Corr Refund	75812	(.74)	D
08/14	VOID Check #72055	72055	6.77	D
08/14	75836 10309247F5 2019 Correction/Adjustment Refund	75836	(6.77)	D
08/26	75908 103-66-33106 2019 Adjustment/Corr Refund	75908	(1.39)	D
08/26	75908 103-66-33106 2019 Adjustment/Corr Refund	75908	(.65)	D
08/26	75910 103-57-75900 2017 Adjustment/Corr Refund	75910	(1.03)	D
08/26	75910 103-57-75900 2017 Adjustment/Corr Refund	75910	(.87)	D
08/26	75910 103-57-75900 2018 Adjustment/Corr Refund	75910	(.72)	D
08/26	75910 103-57-75900 2018 Adjustment/Corr Refund	75910	(.53)	D
08/26	75910 103-57-75900 2019 Adjustment/Corr Refund	75910	(.35)	D
08/26	75910 103-57-75900 2019 Adjustment/Corr Refund	75910	(.14)	D
91032.0 Warrants Redeemed			Source Code Total: (2,047.50)	
08/04	Paid Warrants	0	(315.00)	D
08/05	Paid Warrants	0	(1,732.50)	D



Yavapai County Treasurer

Monthly Statement

Date Range: 8/1/2020 to 8/31/2020

91702.0 Transfer out	Source Code Total: (118,766.27)	
08/18 Transfer per request dtd 8/18/20 CAZFire	0	(118,766.27) D
92185.0 Paying Agent Fees	Source Code Total: (330.00)	
08/04 75746	75746	(330.00) D
6060040000 Central Yavapai Fire Dist GF		
Ending Balance: 793,469.87		

Warrant Detail

Payee Name	Warrant	Amount	Issue Dt	Status Dt	Voucher
6060040000 Central Yavapai Fire Dist GF					Account Total: 2,047.50
Fund: 0600					Fund Total: 2,047.50
Status: PAID					Status Total: 2,047.50
/	0706001049	315.00	07/27/20	08/04/20	
/	0706001050	1,732.50	07/27/20	08/05/20	
	Count	Amount			
Total PAID:	2	2,047.50			

CENTRAL YAVAPAI FIRE DISTRICT
Bank Reconciliation Summary
For the Bank Statement ending: 8/31/2020

BANK CONTROL ID: CYFD - GENERAL FUND		DESC: GENERAL FUND	ACCOUNT NO: 1100
Beginning Balance:	08/01/20		\$884,004.59
Deposits and Credits:			\$30,617.28
Checks and Charges:			(\$121,152.00)
Adjustments:			\$0.00
Ending Balance Per Reconciliation:			<u>\$793,469.87</u>
Ending Balance Per Bank Statement:	08/31/20		\$793,469.87
* Outstanding Deposits and Credits:	08/31/20		\$0.00
* Outstanding Checks and Charges:	08/31/20		\$0.00
Ending Book Balance:			<u>\$793,469.87</u>

CENTRAL YAVAPAI FIRE DISTRICT
BR Checks and Charges Cleared
For the Bank Statement ending: 8/31/20

CYFD		General Fund			1100
Date	Document	Description	Module	Company	Amount
07/27/20	706001049	Burch & Cracchiolo, PA	AP	CYFD	\$315.00
07/27/20	706001050	Nicolas J. Cornelius	AP	CYFD	\$1,732.50
08/31/20	Cash With Yav Cty	Fire Authority Funding - Augus	GL	CYFD	\$118,766.27
08/31/20	Cash With Yav Cty	Tax Roll Corrections - August,	GL	CYFD	\$8.23
08/31/20	Cash With Yav Cty	Error By Treasurer - US Bank F	GL	CYFD	\$330.00
TOTAL CHECKS AND CHARGES CLEARED:					\$121,152.00

CENTRAL YAVAPAI FIRE DISTRICT
BR Checks and Charges Outstanding
For the Bank Statement ending:

<u>Date</u>	<u>Document</u>	<u>Description</u>	<u>Module</u>	<u>Company</u>	<u>Amount</u>
-------------	-----------------	--------------------	---------------	----------------	---------------

TOTAL CHECKS AND CHARGES OUTSTANDING:

CENTRAL YAVAPAI FIRE DISTRICT
BR Deposits and Credits Cleared
For the Bank Statement ending: 8/31/20

CYFD		General Fund			1100
Date	Document	Description	Module	Company	Amount
08/11/20	5108	Deposit	AR	CYFD	\$8,446.05
08/31/20	Cash With Yav Cty	Tax and Interest Revenue - Aug	GL	CYFD	\$22,171.23
TOTAL DEPOSITS AND CREDITS CLEARED:					\$30,617.28

CENTRAL YAVAPAI FIRE DISTRICT
BR Deposits and Credits Outstanding
For the Bank Statement ending:

Date	Document	Description	Module	Company	Amount
------	----------	-------------	--------	---------	--------

TOTAL DEPOSITS AND CREDITS OUTSTANDING:

CENTRAL YAVAPAI FIRE DISTRICT
Bank Reconciliation Register

Document Number	Date	BR Status	Void?	Description	Date Cleared	Amount
-----------------	------	-----------	-------	-------------	--------------	--------

MODULE: DEPOSITS FROM ACCOUNTS RECEIVABLE

BANK CONTROL ID: CYFD - GENERAL FUND						
5108	08/11/20	Marked	No	Deposit	09/09/20	\$8,446.05
SUB TOTAL FOR BANK:						\$8,446.05
TOTAL FOR MODULE:						\$8,446.05

MODULE: JOURNAL ENTRIES FROM GENERAL LEDGER

BANK CONTROL ID: CYFD - GENERAL FUND						
Cash With Yav Cty	08/31/20	Marked	No	Fire Authority Funding - Augus	09/09/20	\$118,766.27
Cash With Yav Cty	08/31/20	Marked	No	Tax and Interest Revenue - Aug	09/09/20	\$22,171.23
Cash With Yav Cty	08/31/20	Marked	No	Tax Roll Corrections - August,	09/09/20	\$8.23
Cash With Yav Cty	08/31/20	Marked	No	Error By Treasurer - US Bank F	09/09/20	\$330.00
SUB TOTAL FOR BANK:						\$141,275.73
TOTAL FOR MODULE:						\$141,275.73

CENTRAL YAVAPAI FIRE DISTRICT
BR Adjustments Report
For the Bank Statement ending:

Date	Document	Description	GL Account	Offset Amt	Adj. Amt
------	----------	-------------	------------	------------	----------

DOCUMENT:

ADJUSTMENT DOCUMENT " TOTAL:

TOTAL FOR ALL ADJUSTMENTS:

9/9/20
12:22:30 PM

CENTRAL YAVAPAI FIRE DISTRICT
Income Statement
(Original Budget to Actual Comparison)
For the period of 8/1/2020 Through 8/31/2020

	Account	Actual	Current Period Budget	Variance	%	Actual	Year To Date Budget	Variance	%
<u>Revenues</u>									
Real Estate Tax	400000000	\$19,794.79	\$0.00	\$19,794.79	0.0%	\$17,644,007.29	\$19,423,017.00	\$(1,779,009.71)	(9.2)%
Personal Property Tax	410000000	1,645.52	0.00	1,645.52	0.0	278,514.29	0.00	278,514.29	0.0
Fire District Assistance Tax	420000000	662.36	0.00	662.36	0.0	404,231.09	400,000.00	4,231.09	1.1
Cell Tower Lease Revenue	477500000	8,446.05	0.00	8,446.05	0.0	51,904.78	55,668.00	(3,763.22)	(6.8)
Interest Income-General Fund	490000000	68.56	0.00	68.56	0.0	38,875.45	0.00	38,875.45	0.0
Misc. Income	510000000	0.00	0.00	0.00	0.0	162,500.00	0.00	162,500.00	0.0
Net Revenues		\$30,617.28	\$0.00	\$30,617.28	0.0 %	\$18,580,032.90	\$19,878,685.00	\$(1,298,652.10)	(6.5)%
<u>Personnel Expenses</u>									
Fire Authority Funding	670010000	\$118,766.27	\$0.00	\$(118,766.27)	0.0%	\$18,034,838.71	\$19,765,185.00	\$1,730,346.29	8.8%
Total Personnel Expenses		\$118,766.27	\$0.00	\$(118,766.27)	0.0 %	\$18,034,838.71	\$19,765,185.00	\$1,730,346.29	8.8 %
<u>Service Expenses</u>									
Audit & Accounting	640010000	\$0.00	\$0.00	\$0.00	0.0%	\$7,033.75	\$7,500.00	\$466.25	6.2%
Other Prof Services/Admin	640510000	0.00	0.00	0.00	0.0	0.00	80,000.00	80,000.00	100.0
Legal Services - Routine	641010000	0.00	0.00	0.00	0.0	3,917.50	5,000.00	1,082.50	21.7
Legal Services - Non-Routine	641010600	0.00	0.00	0.00	0.0	13,762.50	0.00	(13,762.50)	0.0
Fire Board Expenses	644110000	0.00	0.00	0.00	0.0	512.12	1,000.00	487.88	48.8
Misc/Admin	661010000	338.23	0.00	(338.23)	0.0	401.69	0.00	(401.69)	0.0
Total Service Expenses		\$338.23	\$0.00	\$(338.23)	0.0 %	\$25,627.56	\$93,500.00	\$67,872.44	72.6 %
Total Expenses		\$119,104.50		\$(119,104.50)		\$18,060,466.27	\$19,858,685.00	\$1,798,218.73	9.1%
Income (Loss) from Operations		\$(88,487.22)	\$0.00	\$(88,487.22)	0.0%	\$519,566.63	\$20,000.00	\$499,566.63	2497.8%
<u>Contingency</u>									
Funded Contingency/Admin	780010000	\$0.00	\$0.00	\$0.00	0.0%	\$0.00	\$(20,000.00)	\$20,000.00	100.0%
Total Contingency		\$0.00	\$0.00	\$0.00	0.0 %	\$0.00	\$(20,000.00)	\$20,000.00	100.0 %
Net Income (Loss)		\$(88,487.22)	\$0.00	\$(88,487.22)	0.0%	\$519,566.63	\$0.00	\$519,566.63	0.0%

9/9/20
12:22:43 PM

CENTRAL YAVAPAI FIRE DISTRICT

Balance Sheet
As of 8/31/2020

Assets

Current Assets

Cash with Yavapai County	\$793,469.87	
Taxes Receivable	281,525.50	
Total Current Assets		\$1,074,995.37

Total Assets

\$1,074,995.37

Liabilities and Net Assets

Current Liabilities

Accounts Payable	\$2,594.05	
CAFMA accounts payable	235,812.86	
Total Current Liabilities		\$238,406.91

Total Liabilities

\$238,406.91

Net Assets

Fund Balance	\$317,021.83	
Current Year Net Assets	519,566.63	

Total Net Assets

836,588.46

Total Liabilities and Net Assets

\$1,074,995.37

CENTRAL YAVAPAI FIRE DISTRICT
GL Account Ledger - Detail By Period
8/1/2020 through 8/31/2020

Batch	Journal	Entry #	Date	Job	Document	Description	Debits	Credits	Balance
1100.0.0.000		CASH WITH YAVAPAI COUNTY							\$881,957.09
4825	CR	1489010	08/11/20		3323404708	AT&T MOBILITY, LLC -	8,446.05	-	890,403.14
4828	A	1489021	08/31/20		Cash With Yav Cty	Fire Authority Funding - August, 2020	-	118,766.27	771,636.87
4829	A	1489022	08/31/20		Cash With Yav Cty	Tax and Interest Revenue - August, 2020	22,171.23	-	793,808.10
4830	A	1489028	08/31/20		Cash With Yav Cty	Tax Roll Corrections - August, 2020	-	8.23	793,799.87
4831	A	1489030	08/31/20		Cash With Yav Cty	Error By Treasurer - US Bank Fees	-	330.00	793,469.87
CASH WITH YAVAPAI COUNTY TOTALS:							\$30,617.28	\$119,104.50	\$793,469.87
TOTAL OF LEDGER:							\$30,617.28	\$119,104.50	\$793,469.87

CENTRAL YAVAPAI FIRE DISTRICT

GL Trial Balance Worksheet
For The Period of 8/1/2020 through 8/31/2020

Account	Description	Balances				Adjustments
		Beginning	Debits	Credits	Ending	
1100.0.0.000	Cash with Yavapai County	\$881,957.09	\$30,617.28	\$119,104.50	\$793,469.87	
TOTALS:		<u>\$881,957.09</u>	<u>\$30,617.28</u>	<u>\$119,104.50</u>	<u>\$793,469.87</u>	

CENTRAL YAVAPAI FIRE DISTRICT
BOND DEBT SERVICE ACCOUNT 6-60240-0000
CHECK RECONCILIATION AUGUST, 2020

Reconciliation:

Beginning Balance (CYFD):	\$	272,242.49
Deposits:	\$	1,536.44
Bank Administration Fees:	\$	-
Interest Income:	\$	18.41
Bank Principal/Interest Payments	\$	-
Tax Roll Corrections:	\$	(0.62)
Ending Balance:	\$	273,796.72

Difference Between Balances: \$ -

Bank Statement Balance:

Balance Per Bank: \$ 273,796.72

Ending Balance: \$ **273,796.72**


Deposits Per Bank Statement:

Deposits:	\$	-
Real Estate Taxes:	\$	1,410.22
Personal Property Taxes:	\$	126.22
Interest:	\$	18.41
Ending Balance:	\$	1,554.85

Reconciliation Approved By:

Scott Freitag


Scott Freitag, Fire Chief

 Digitally signed by Scott Freitag
Date: 2020.09.14 10:02:25 -07'00'

Reconciliation Reviewed By:

Dave Tharp

David Tharp, Assistant Chief of Administration

 Digitally signed by Dave Tharp
Date: 2020.09.10 11:41:03 -07'00'

Reconciliation Prepared By:

Karen Butler

Karen Butler, Finance Specialist III

 Digitally signed by Karen Butler
Date: 2020.09.09 14:32:15 -07'00'

CENTRAL YAVAPAI FIRE DISTRICT
BOND DEBT FUND - AUGUST, 2020

Real Estate Taxes:	\$	1,410.22
UPP Taxes:	\$	126.22
Interest Received:	\$	18.41
Other:	\$	-

TOTAL:	\$	1,554.85
--------	----	----------



Yavapai County Treasurer

Monthly Statement

Date Range: 8/1/2020 to 8/31/2020

Central Yavapai Fire Dist BDS
Fund: 6060240000



Yavapai County Treasurer

Monthly Statement

Date Range: 8/1/2020 to 8/31/2020

Account	Period	YTD		
6060240000	Central Yavapai Fire Dist BDS			
Begin Balance:	272,242.49	264,089.30		
Income:	1,554.85 ✓	10,058.46		
LOC Advance:	.00	.00		
Expense:	(.62)	(351.04)	LOC:	.00
LOC Payments:	.00	.00	Warrants Outstanding:	.00
Cash Balance:	273,796.72	273,796.72	End:	273,796.72

Monthly Statement Summary

Source Code	Description		MTDAmount	YTDAmount
6060240000	Central Yavapai Fire Dist BDS	Beginning Balance:	272,242.49	264,089.30
11100.2013	2013 Real Estate Taxes		.46	.46
11100.2014	2014 Real Estate Taxes		.40	.40
11100.2015	2015 Real Estate Taxes		.40	.40
11100.2016	2016 Real Estate Taxes		.18	.18
11100.2017	2017 Real Estate Taxes		(.88)	(.88)
11100.2018	2018 Real Estate Taxes		(.87)	4.23
11100.2019	2019 Real Estate Taxes		1,410.53	9,186.12
12100.2011	2011 Personal Property Taxes		.00	.22
12100.2012	2012 Personal Property Taxes		.18	.19
12100.2014	2014 Personal Property Taxes		5.24	5.24
12100.2016	2016 Personal Property Taxes		4.27	4.77
12100.2017	2017 Personal Property Taxes		5.43	5.90
12100.2018	2018 Personal Property Taxes		51.60	74.07
12100.2019	2019 Personal Property Taxes		59.50	366.72
38108.0	Interest on Investments Charles Schwab		.00	278.77
38109.0	Interest on Investments St Treas		18.41	131.67
90002.0	Interest Pd on Tax Roll Corrections		(.62)	(1.04)
92185.0	Paying Agent Fees		.00	(350.00)
		Ending Balance:	273,796.72	273,796.72

Monthly Statement Detail

Date	Notes	Doc #	Amount	C/D
6060240000	Central Yavapai Fire Dist BDS		Beginning Balance: 272,242.49	
11100.2013	2013 Real Estate Taxes		Source Code Total: .46	
08/07	Tax Distribution	0	.46	C
11100.2014	2014 Real Estate Taxes		Source Code Total: .40	
08/07	Tax Distribution	0	.40	C
11100.2015	2015 Real Estate Taxes		Source Code Total: .40	
08/07	Tax Distribution	0	.40	C



Yavapai County Treasurer

Monthly Statement

Date Range: 8/1/2020 to 8/31/2020

11100.2016 2016 Real Estate Taxes			Source Code Total: .18	
08/07	Tax Distribution	0	.18	C
11100.2017 2017 Real Estate Taxes			Source Code Total: (.88)	
08/07	Tax Distribution	0	.16	C
08/26	Tax Distribution	0	(1.04)	C
11100.2018 2018 Real Estate Taxes			Source Code Total: (.87)	
08/07	Tax Distribution	0	.15	C
08/26	Tax Distribution	0	(1.02)	C
11100.2019 2019 Real Estate Taxes			Source Code Total: 1,410.53	
08/03	Tax Distribution	0	48.66	C
08/03	Tax Distribution	0	24.26	C
08/04	Tax Distribution	0	7.18	C
08/04	Tax Distribution	0	16.52	C
08/04	Tax Distribution	0	39.61	C
08/04	Tax Distribution	0	7.18	C
08/04	Tax Distribution	0	16.52	C
08/04	Tax Distribution	0	39.61	C
08/05	Tax Distribution	0	29.20	C
08/05	Tax Distribution	0	58.80	C
08/06	Tax Distribution	0	27.49	C
08/07	Tax Distribution	0	2.50	C
08/07	Tax Distribution	0	40.85	C
08/10	Tax Distribution	0	21.42	C
08/10	Tax Distribution	0	34.75	C
08/10	Tax Distribution	0	42.62	C
08/11	Tax Distribution	0	3.05	C
08/11	Tax Distribution	0	12.72	C
08/12	Tax Distribution	0	5.05	C
08/12	Tax Distribution	0	8.12	C
08/13	Tax Distribution	0	145.01	C
08/13	Tax Distribution	0	24.74	C
08/14	Tax Distribution	0	3.31	C
08/17	Tax Distribution	0	135.15	C
08/17	Tax Distribution	0	.77	C
08/18	Tax Distribution	0	14.15	C
08/19	Tax Distribution	0	82.55	C
08/19	Tax Distribution	0	42.93	C
08/20	Tax Distribution	0	.18	C
08/20	Tax Distribution	0	75.99	C
08/21	Tax Distribution	0	5.12	C
08/21	Tax Distribution	0	34.02	C
08/24	Tax Distribution	0	91.20	C
08/25	Tax Distribution	0	36.37	C



Yavapai County Treasurer

Monthly Statement

Date Range: 8/1/2020 to 8/31/2020

08/26	Tax Distribution	0	5.35	C
08/26	Tax Distribution	0	6.42	C
08/27	Tax Distribution	0	62.50	C
08/28	Tax Distribution	0	9.27	C
08/31	Tax Distribution	0	126.00	C
08/31	Tax Distribution	0	.14	C
08/31	Tax Distribution	0	23.25	C
12100.2012 2012 Personal Property Taxes			Source Code Total: .18	
08/06	Tax Distribution	0	.18	C
12100.2014 2014 Personal Property Taxes			Source Code Total: 5.24	
08/05	Tax Distribution	0	1.20	C
08/24	Tax Distribution	0	4.04	C
12100.2016 2016 Personal Property Taxes			Source Code Total: 4.27	
08/06	Tax Distribution	0	4.27	C
12100.2017 2017 Personal Property Taxes			Source Code Total: 5.43	
08/06	Tax Distribution	0	5.43	C
12100.2018 2018 Personal Property Taxes			Source Code Total: 51.60	
08/06	Tax Distribution	0	2.56	C
08/14	Tax Distribution	0	.54	C
08/24	Tax Distribution	0	30.85	C
08/26	Tax Distribution	0	17.65	C
12100.2019 2019 Personal Property Taxes			Source Code Total: 59.50	
08/04	Tax Distribution	0	5.62	C
08/04	Tax Distribution	0	5.62	C
08/05	Tax Distribution	0	11.10	C
08/06	Tax Distribution	0	4.62	C
08/07	Tax Distribution	0	1.20	C
08/07	Tax Distribution	0	.76	C
08/10	Tax Distribution	0	2.97	C
08/13	Tax Distribution	0	2.58	C
08/14	Tax Distribution	0	1.06	C
08/24	Tax Distribution	0	4.83	C
08/26	Tax Distribution	0	3.53	C
08/27	Tax Distribution	0	.02	C
08/31	Tax Distribution	0	15.59	C
38109.0 Interest on Investments St Treas			Source Code Total: 18.41	
08/26	Investment Interest	0	18.41	C
90002.0 Interest Pd on Tax Roll Corrections			Source Code Total: (.62)	
08/12	75812 103-56-13804 2019 Adjustment/Corr Refund	75812	(.13)	D
08/12	75812 103-56-13804 2019 Adjustment/Corr Refund	75812	(.05)	D
08/14	VOID Check #72055	72055	.48	D
08/14	75836 10309247F5 2019 Correction/Adjustment Refund	75836	(.48)	D



Yavapai County Treasurer

Monthly Statement

Date Range: 8/1/2020 to 8/31/2020

08/26	75908 103-66-33106 2019 Adjustment/Corr Refund	75908	(.10)	D
08/26	75908 103-66-33106 2019 Adjustment/Corr Refund	75908	(.05)	D
08/26	75910 103-57-75900 2019 Adjustment/Corr Refund	75910	(.02)	D
08/26	75910 103-57-75900 2019 Adjustment/Corr Refund	75910	(.01)	D
08/26	75910 103-57-75900 2017 Adjustment/Corr Refund	75910	(.09)	D
08/26	75910 103-57-75900 2017 Adjustment/Corr Refund	75910	(.07)	D
08/26	75910 103-57-75900 2018 Adjustment/Corr Refund	75910	(.06)	D
08/26	75910 103-57-75900 2018 Adjustment/Corr Refund	75910	(.04)	D
6060240000 Central Yavapai Fire Dist BDS			Ending Balance: 273,796.72	

Central Yavapai Fire Bond Debt Service

Bank Reconciliation Summary

For the Bank Statement ending: 8/31/2020

BANK CONTROL ID: CYFDA - CASH/BOND BUILDING FUND		DESC: CASH/BOND BUILDING FUND	ACCOUNT NO: 1100
Beginning Balance:	08/01/20		\$272,242.49
Deposits and Credits:			\$1,554.85
Checks and Charges:			(\$0.62)
Adjustments:			\$0.00
Ending Balance Per Reconciliation:			<u>\$273,796.72</u>
Ending Balance Per Bank Statement:	08/31/20		\$273,796.72
* Outstanding Deposits and Credits:	08/31/20		\$0.00
* Outstanding Checks and Charges:	08/31/20		\$0.00
Ending Book Balance:	08/31/20		<u>\$273,796.72</u>

Central Yavapai Fire Bond Debt Service
BR Checks and Charges Cleared
For the Bank Statement ending: 8/31/20

CYFDA		Cash/Bond Building Fund		Cash/Bond Building Fund		1100
Date	Document	Description	Module	Company	Amount	
08/31/20	Cash With Yav Cty	Tax Roll Corrections - August,	GL	CYFBDS	\$0.62	
TOTAL CHECKS AND CHARGES CLEARED:					\$0.62	

Central Yavapai Fire Bond Debt Service
BR Checks and Charges Outstanding
For the Bank Statement ending:

<u>Date</u>	<u>Document</u>	<u>Description</u>	<u>Module</u>	<u>Company</u>	<u>Amount</u>
-------------	-----------------	--------------------	---------------	----------------	---------------

TOTAL CHECKS AND CHARGES OUTSTANDING:

Central Yavapai Fire Bond Debt Service
BR Deposits and Credits Cleared
For the Bank Statement ending: 8/31/20

CYFDA		Cash/Bond Building Fund			1100
Date	Document	Description	Module	Company	Amount
08/31/20	Cash With Yav Cty	Tax and Interest Revenue - Aug	GL	CYFBDS	\$1,554.85
TOTAL DEPOSITS AND CREDITS CLEARED:					\$1,554.85

Central Yavapai Fire Bond Debt Service
BR Deposits and Credits Outstanding
For the Bank Statement ending:

Date	Document	Description	Module	Company	Amount
------	----------	-------------	--------	---------	--------

TOTAL DEPOSITS AND CREDITS OUTSTANDING:

Central Yavapai Fire Bond Debt Service
Bank Reconciliation Register

Document Number	Date	BR Status	Void?	Description	Date Cleared	Amount
MODULE: JOURNAL ENTRIES FROM GENERAL LEDGER						
BANK CONTROL ID: CYFDA - CASH/BOND BUILDING FUND						
Cash With Yav Cty	08/31/20	Marked	No	Tax and Interest Revenue - Aug	09/09/20	\$1,554.85
Cash With Yav Cty	08/31/20	Marked	No	Tax Roll Corrections - August,	09/09/20	\$0.62
SUB TOTAL FOR BANK:						<u>\$1,555.47</u>
TOTAL FOR MODULE:						<u>\$1,555.47</u>

Central Yavapai Fire Bond Debt Service
BR Adjustments Report
For the Bank Statement ending:

Date	Document	Description	GL Account	Offset Amt	Adj. Amt
------	----------	-------------	------------	------------	----------

DOCUMENT:

ADJUSTMENT DOCUMENT " TOTAL:

TOTAL FOR ALL ADJUSTMENTS:

9/9/20
2:19:34 PM

Central Yavapai Fire Bond Debt Service
Income Statement
(Original Budget to Actual Comparison)
For the period of 8/1/2020 Through 8/31/2020

	Account	Actual	Current Period Budget	Variance	%	Actual	Year To Date Budget	Variance	%
<u>General & Administrative Expenses</u>									
Bond Debt Service Principal Payment	600000	\$0.00	\$0.00	\$0.00	0.0%	\$1,155,000.00	\$0.00	\$(1,155,000.00)	0.0%
Bond Debt Service Interest Expense	610000	0.62	0.00	(0.62)	0.0	223,559.69	0.00	(223,559.69)	0.0
Professional Services	640500	0.00	0.00	0.00	0.0	1,030.00	0.00	(1,030.00)	0.0
Total General & Administrative Expenses		\$0.62	\$0.00	\$(0.62)	0.0 %	\$1,379,589.69	\$0.00	\$(1,379,589.69)	0.0 %
Total Expenses		\$0.62		\$(0.62)		\$1,379,589.69		\$(1,379,589.69)	
Income (Loss) from Operations		\$(0.62)	\$0.00	\$(0.62)	0.0%	\$(1,379,589.69)	\$0.00	\$(1,379,589.69)	0.0%
<u>Other Income (Expense)</u>									
Bond Debt Service Tax Revenue	420000	\$1,536.44	\$0.00	\$1,536.44	0.0%	\$1,278,401.47	\$0.00	\$1,278,401.47	0.0%
Bond Debt Service Interest Revenue	430000	18.41	0.00	18.41	0.0	18,208.26	0.00	18,208.26	0.0
Total Other Income (Expense)		\$1,554.85	\$0.00	\$1,554.85	0.0 %	\$1,296,609.73	\$0.00	\$1,296,609.73	0.0 %
Net Income (Loss)		\$1,554.23	\$0.00	\$1,554.23	0.0%	\$(82,979.96)	\$0.00	\$(82,979.96)	0.0%

9/9/20
2:19:40 PM

Central Yavapai Fire Bond Debt Service

Balance Sheet
As of 8/31/2020

Assets

Current Assets

Cash / Bond Debt Service	\$273,796.72	
Property Tax Receivable	23,702.03	
Total Current Assets		\$297,498.75
Total Assets		\$297,498.75

Net Assets

Retained Earnings	\$380,478.71	
Current Year Net Assets	(82,979.96)	
Total Net Assets		297,498.75
Total Liabilities and Net Assets		\$297,498.75

Central Yavapai Fire Bond Debt Service
GL Account Ledger - Detail By Period
8/1/2020 through 8/31/2020

Batch	Journal	Entry #	Date	Job	Document	Description	Debits	Credits	Balance
1100.00			CASH / BOND DEBT SERVICE						\$272,242.49
213	R	739	08/31/20		Cash With Yav Cty	Tax and Interest Revenue - August, 2020	1,554.85	-	273,797.34
214	A	744	08/31/20		Cash With Yav Cty	Tax Roll Corrections - August, 2020	-	0.62	273,796.72
CASH / BOND DEBT SERVICE TOTALS:							\$1,554.85	\$0.62	\$273,796.72
TOTAL OF LEDGER:							\$1,554.85	\$0.62	\$273,796.72

Central Yavapai Fire Bond Debt Service
GL Trial Balance Worksheet
For The Period of 8/1/2020 through 8/31/2020

Account	Description	Balances				Adjustments
		Beginning	Debits	Credits	Ending	
1100.00	Cash / Bond Debt Service	\$272,242.49	\$1,554.85	\$0.62	\$273,796.72	
TOTALS:		<u>\$272,242.49</u>	<u>\$1,554.85</u>	<u>\$0.62</u>	<u>\$273,796.72</u>	

* Inactive accounts are marked and appear in grey.

Recorded at the request of:
CENTRAL YAVAPAI FIRE DISTRICT

When recorded, mail to:
Central Yavapai Fire District
8603 E. Eastridge Drive
Prescott Valley, AZ 86314

CAPTION OF DOCUMENT: RESOLUTION NO. 2020-24

ANNEXATION – NEARY
PARCEL 401-01-091B

CENTRAL YAVAPAI FIRE DISTRICT

Resolution No. 2020-24

(Annexation of 10950 N. Stray Horse Trail, Yavapai County, Arizona - Parcel 401-01-091B)

A FORMAL RESOLUTION OF THE ELECTED BOARD OF THE CENTRAL YAVAPAI FIRE DISTRICT ORDERING A CHANGE OF THE FIRE DISTRICT BOUNDARIES TO INCLUDE THAT PROPERTY DESCRIBED IN EXHIBIT "A" AS ATTACHED HERETO;

WHEREAS, Central Yavapai Fire District Board of Directors has been presented with a valid request for annexation of the area of the property described in Exhibit "A" as attached hereto, requesting that said property be annexed into the jurisdictional boundaries of the District; and

WHEREAS, the subject property is located within Yavapai County and is contiguous to the boundaries of Central Yavapai Fire District as shown on the map attached hereto as Exhibit "B"; and

WHEREAS, all other pertinent requirements of A.R.S. § 48-262 have been addressed and met according to law; and

WHEREAS, the Central Yavapai Fire District Board has determined that the inclusion of the subject property within the boundaries of the Central Yavapai Fire District will benefit the Central Yavapai Fire District and the property owner.

NOW THEREFORE, BE IT RESOLVED that the Central Yavapai Fire District Board of Directors does hereby find that the proposed annexation satisfies the requirements of A.R.S. § 48-262(I), and does hereby order the change to its boundaries to include the area described above, as more specifically set forth in the attached legal description (Exhibit "A") and map (Exhibit "B").

APPROVED AND ADOPTED this 28 day of September, 2020.

Board Chairperson
Central Yavapai Fire District

Board Clerk
Central Yavapai Fire District

EXHIBIT A

Parcel NO. 1:

All that portion of Parcel 36 of the PRESCOTT RIDGE, PHASE FOUR, recorded in Book 25 of Land Surveys, pages 84 and 85. Yavapai County Records and being a portion of Section 9, Township 15 North, Range 1 East of the Gila and Salt River Base and Meridian, Yavapai County, Arizona, described as follows:

BEGINNING at the Southeast corner of said Parcel 36; thence North 15 degrees 47 minutes 34 seconds East along the Easterly line of said Parcel for a distance of 1085.33 feet; thence North 00 degrees 00 minutes 02 seconds West along the Easterly line of said Parcel for a distance of 88.49 feet to the **TRUE POINT OF BEGINNING** and the Southeast corner of this Parcel; thence continuing North 00 degrees 00 minutes 02 seconds West for a distance of 783.0 feet to the Northeast corner of this Parcel; thence North 89 degrees 57 minutes 32 seconds West along the Northerly line of said Parcel 36 for a distance of 686.96 feet to the Northwest corner of the Parcel and said Parcel 36; thence South 19 degrees 12 minutes 45 seconds West along Westerly line of said Parcel 36 for a distance of 560.00 feet to the Southwest corner this Parcel; thence South 73 degrees 42 minutes 18 seconds East for a distance of 907.70 feet to the **POINT OF BEGINNING**.

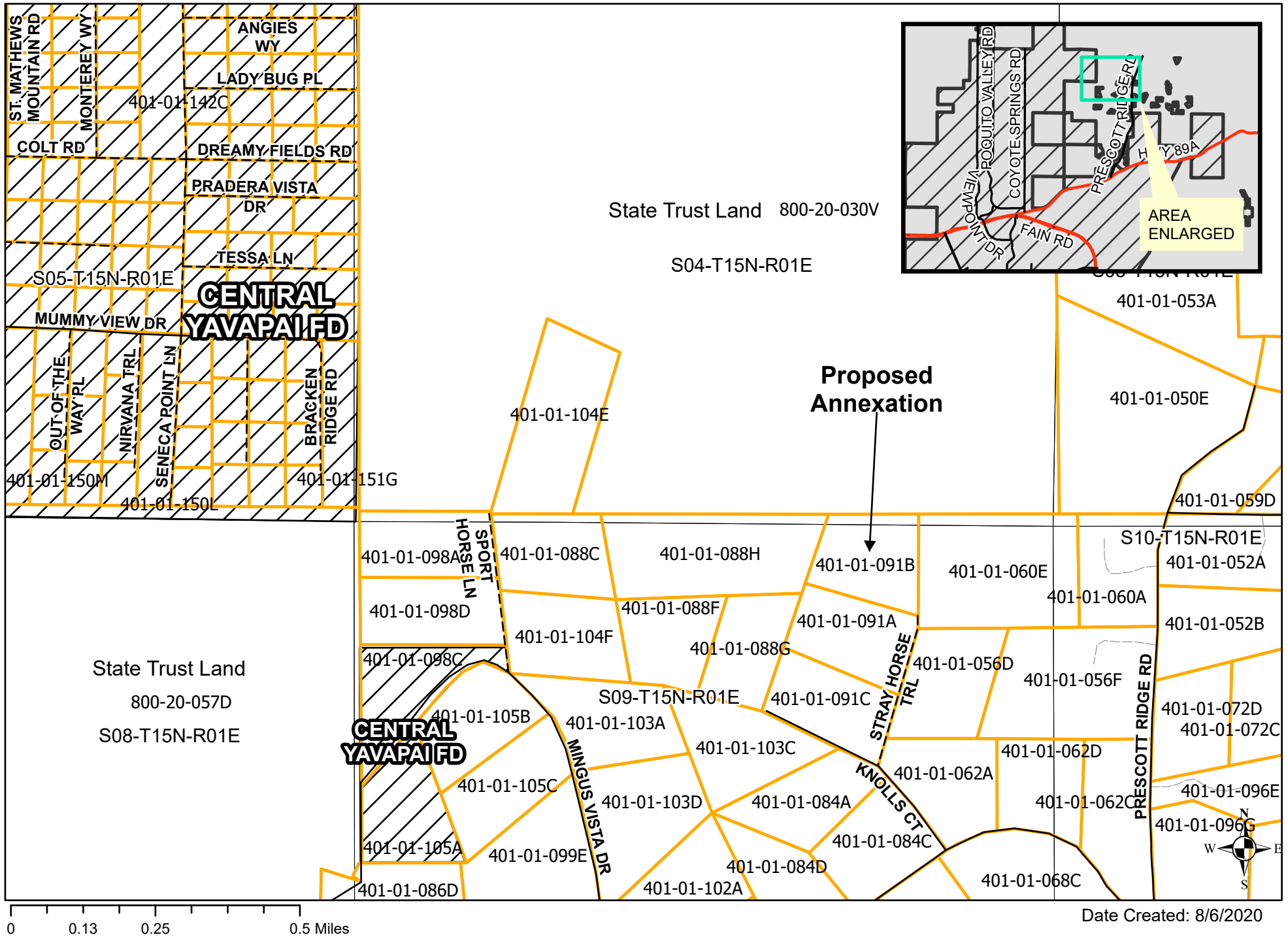
EXCEPT all oil, gas, coal and minerals as reserved in instrument recorded in Book 115, page 577.

PARCEL NO 2:

An appurtenant easement for ingress and egress and public and private utilities created in book 4671, page 943, 30.00 feet In width lying West of and parallel to the Easterly line of Parcel 36, PRESCOTT RIDGE, PHASE FOUR, according to the map recorded in Book 25 of Land Surveys, pages 84 and 85, Yavapai, County, Arizona.

South point of said easement to terminate on the South line of said Parcel 36 and the North point to terminate on the South line Parcel No. 1 described herein above.

EXHIBIT B





Central Yavapai Fire District Single Parcel Annexation Request Form

Please return completed form along with the legal description to begin the process. A 'clean' legal description is necessary to annex, meaning re-typed and void of a title, headers, footers, page numbers, watermarks, handwriting, or other excess information. Refer to included checklist for further guidance.

Please mail this form and the legal description to:

Central Yavapai Fire District
Governing Board
8603 E. Eastridge Drive
Prescott Valley, Arizona 86314

Date: 8-3-20

Dear Board Chairman,

As per A.R.S. § 48-262(H), I would like to request my property be annexed into the boundaries of the Central Yavapai Fire District.

My property is adjacent to your current boundaries and is more specifically described as:

Parcel #: 401-01-0918 Section/Township/Range: 509-T15N-R01E

Physical Address: 10950 N STRAY HORSE TRAIL

Owner's Name: DANIEL NEARY

Mailing Address: 10950 N. STRAY HORSE TRAIL
PRESOTT VALLEY AZ 86315

Number of people living in this home: 2

I appreciate your consideration on this matter and look forward to hearing from you.

Signature of Owner: [Signature]

Signature of Co-Owner: _____

YAVAPAI COUNTY BOARD OF SUPERVISORS



1015 FAIR STREET
PRESCOTT, ARIZONA 86305
PHONE: (928) 771-3200
FAX: (928) 771-3257
TDD: (928) 771-3530
www.yavapai.us

Kim Kapin
Clerk of the Board/ Special Districts Coordinator
Kim.kapin@yavapai.us

MEMORANDUM

TO: Central Yavapai Fire District
FROM: Kim Kapin, Clerk of the Board
DATE: September 3, 2020
RE: Cancellation of Election

Pursuant to your request, and in compliance with A.R.S. §16-410, the Yavapai County Board of Supervisors cancelled the election for three Board Members of the Central Yavapai Fire District at the September 2, 2020, Board of Supervisors Meeting, and appointed Peter Gordon, Jeffrey Wasowicz and Matthew Zurcher to the Central Yavapai Fire District Board.

Enclosed, please find the Certificates of Election for the above mentioned Board Members, along with an Oath of Office form for each Member. Please have them read and complete both sides of the Oath of Office Form and return it to our office upon completion.

Thank you.

To reach County Offices toll-free from the following areas, call:

Verde Valley.....639-8100

(All other areas call toll-free 1-800-771-2797)

Black Canyon495-8800