

CENTRAL YAVAPAI FIRE DISTRICT - GENERAL FUND
CHECK RECONCILIATION OCTOBER, 2020

Reconciliation:	
Beginning Balance:	\$ 811,634.66
Deposits:	\$ 8,095,742.70
Transfer Out - Fire Authority:	\$ (48,452.07)
Disbursements:	\$ (607.50)
Interest Paid on Tax Roll Corrections:	\$ -
Fire District Deposit	\$ -
County Correction:-Solar Rebate Trf:	\$ (103,114.45)
Ending Balance:	\$ 8,755,203.34

Difference Between Balances: \$ -

Deposits Per Bank Statement:	
Real Estate Taxes:	\$ 7,836,582.52
Personal Property Taxes:	\$ 95,655.49
Fire District Assistance Tax:	\$ 160,480.49
Interest Income:	\$ 3,024.20
Transfer to CAFMA:	\$ 48,452.07
Fire District Deposits:	\$ -
Interest Paid on Tax Roll Corrections:	\$ -
County Correction:-Solar Rebate Trf:	\$ 103,114.45
Ending Balance:	\$ 8,247,309.22

Bank Statement Balance:	
Balance Per Bank:	\$ 8,755,203.34
Outstanding Checks:	\$ -
Outstanding Deposits:	\$ -

Ending Balance: \$ 8,755,203.34

G/L Ending Balance: \$ 8,755,203.34

\$ 8,755,203.34

Bank Reconciliation Register:	
Checks From Accounts Payable:	\$ 607.50
Checks From Payroll:	\$ -
Prior Period Adjustment:	
Total Checks:	\$ 607.50


Deposits From Accounts Receivable: \$ -
Journal Entries From General Ledger: \$ 8,247,309.22
Outstanding Transfer:
Outstanding Deposit:

Ending Balance: \$ 8,247,309.22

Reconciliation Approved By:

Scott Freitag


Scott Freitag, Fire Chief

 Digitally signed by Scott Freitag
Date: 2020.11.23 10:16:20 -07'00'

Reconciliation Reviewed By:

Dave Tharp


David Tharp, Assistant Chief of Administration

 Digitally signed by Dave Tharp
Date: 2020.11.23 09:49:20 -07'00'

Reconciliation Prepared By:

Karen Butler

Karen Butler, Finance Manager

 Digitally signed by Karen Butler
Date: 2020.11.17 13:25:33 -07'00'

CENTRAL YAVAPAI FIRE DISTRICT
General Fund Tax Collection Information

Total Levy Month	FY 15-16 \$13,284,318 Collected	FY 16-17 \$14,116,233 Collected	FY 17-18 \$16,282,904 Collected	FY 18-19 \$16,529,780 Collected	FY 19-20 \$17,960,663 Collected	FY 20-21 \$19,423,017 Collected
July	\$78,757	\$50,468	\$47,993	\$48,809	\$53,398	\$113,844
%	0.593%	0.358%	0.295%	0.295%	0.297%	0.586%
% To Date	0.5929%	0.3575%	0.2947%	0.2953%	0.2973%	0.5861%
August	\$33,291	\$26,519	\$25,442	\$29,028	\$18,645	\$21,440
%	0.251%	0.188%	0.156%	0.176%	0.104%	0.110%
% To Date	0.8435%	0.5454%	0.4510%	0.4709%	0.4011%	0.6965%
September	\$1,245,953	\$789,429	\$768,730	\$136,335	\$151,569	\$38,040
%	9.379%	5.592%	4.721%	0.825%	0.844%	0.196%
% To Date	10.2226%	6.1377%	5.1721%	1.2957%	1.2450%	0.8924%
October	\$4,753,774	\$3,589,494	\$6,179,209	\$6,735,649	\$7,842,869	\$7,733,468
%	35.785%	25.428%	37.949%	40.749%	43.667%	39.816%
% To Date	46.0074%	31.5659%	43.1211%	42.0442%	44.9119%	40.7084%
November	\$1,053,509	\$3,154,358	\$1,286,322	\$2,208,068	\$1,675,932	\$0
%	7.930%	22.346%	7.900%	13.358%	9.331%	0.000%
% To Date	53.9379%	53.9115%	51.0210%	55.4024%	54.2431%	40.7084%
December	\$847,617	\$896,697	\$987,194	\$1,064,960	\$1,336,392	\$0
%	6.3806%	6.3522%	6.0628%	6.4427%	7.4407%	0.0000%
% To Date	60.3185%	60.2637%	57.0837%	61.8450%	61.6837%	40.7084%
January	\$302,609	\$368,574	\$609,745	\$416,757	\$428,512	\$0
%	2.2779%	2.6110%	3.7447%	2.5212%	2.3858%	0.0000%
% To Date	62.5964%	62.8747%	60.8284%	64.3663%	64.0696%	40.7084%
February	\$351,342	\$394,891	\$350,747	\$328,790	\$452,992	\$0
%	2.6448%	2.7974%	2.1541%	1.9891%	2.5221%	0.0000%
% To Date	65.2412%	65.6721%	62.9825%	66.3554%	66.5917%	40.7084%
March	\$526,700	\$606,436	\$629,128	\$657,391	\$623,229	\$0
%	3.9648%	4.2960%	3.8637%	3.9770%	3.4700%	0.0000%
% To Date	69.2061%	69.9681%	66.8462%	70.3324%	70.0617%	40.7084%
April	\$3,444,316	\$3,343,070	\$3,414,235	\$3,987,889	\$4,164,352	\$0
%	25.9277%	23.6824%	20.9682%	24.1255%	23.1860%	0.0000%
% To Date	95.1337%	93.6506%	87.8145%	94.4579%	93.2476%	40.7084%
May	\$416,552	\$678,353	\$813,680	\$695,530	\$837,799	\$0
%	3.1357%	4.8055%	4.9971%	4.2077%	4.6646%	0.0000%
% To Date	98.2694%	98.4561%	92.8116%	98.6656%	97.9123%	40.7084%
June	\$200,523	\$183,806	\$187,184	\$220,679	\$201,547	\$0
%	1.5095%	1.3021%	1.1496%	1.3350%	1.1222%	0.0000%
% To Date	99.7789%	99.7582%	93.9612%	100.0006%	99.0344%	40.7084%
TOTALS	\$13,254,943	\$14,082,095	\$15,299,608	\$16,529,886	\$17,787,237	\$7,906,792
Delinquency	0.2211%	0.2418%	6.0388%	-0.0006%	0.9656%	59.2916%

CENTRAL YAVAPAI FIRE DISTRICT
FDAT Collection Information

Total Levy Month	FY 15-16 \$313,900 Collected	FY 16-17 \$313,900 Collected	FY 17-18 \$333,290 Collected	FY 18-19 \$333,290 Collected	FY 19-20 \$366,547 Collected	FY 20-21 \$400,000 Collected
July	\$2,501	\$1,423	\$1,630	\$1,238	\$1,475	\$2,769
%	0.797%	0.453%	0.489%	0.371%	0.403%	0.692%
% To Date	0.7966%	0.4533%	0.4890%	0.3715%	0.4025%	0.6923%
August	\$1,456	\$661	\$534	\$707	\$1,109	\$662
%	0.464%	0.211%	0.160%	0.212%	0.303%	0.166%
% To Date	1.2606%	0.6638%	0.6491%	0.5835%	0.7050%	0.8579%
September	\$26,332	\$8,777	\$12,654	\$3,182	\$7,941	\$879
%	8.389%	2.796%	3.797%	0.955%	2.166%	0.220%
% To Date	9.6492%	3.4600%	4.4456%	1.5383%	2.8713%	1.0777%
October	\$97,909	\$86,411	\$93,081	\$139,813	\$459,768	\$160,480
%	31.191%	27.528%	27.928%	41.949%	125.432%	40.120%
% To Date	40.8405%	30.9882%	32.3735%	43.4876%	128.3035%	41.1979%
November	\$43,410	\$75,219	\$74,651	\$59,861	\$128,454	\$0
%	13.8292%	23.9628%	22.3983%	17.9606%	35.0443%	0.0000%
% To Date	54.6697%	54.9510%	54.7717%	61.4482%	163.3478%	41.1979%
December	\$20,201	\$24,923	\$21,663	\$25,413	(\$344,794)	\$0
%	6.4354%	7.9398%	6.4997%	7.6250%	-94.0656%	0.0000%
% To Date	61.1051%	62.8908%	61.2715%	69.0732%	69.2822%	41.1979%
January	\$10,565	\$11,762	\$11,312	\$11,149	\$11,446	\$0
%	3.3658%	3.7471%	3.3939%	3.3450%	3.1227%	0.0000%
% To Date	64.4709%	66.6378%	64.6654%	72.4183%	72.4049%	41.1979%
February	\$7,946	\$8,291	\$8,056	\$7,409	\$10,419	\$0
%	2.531%	2.641%	2.417%	2.223%	2.842%	0.000%
% To Date	67.0023%	69.2790%	67.0825%	74.6413%	75.2473%	41.1979%
March	\$12,018	\$12,638	\$12,174	\$13,713	\$13,361	\$0
%	3.8284%	4.0261%	3.6528%	4.1143%	3.6452%	0.0000%
% To Date	70.8307%	73.3051%	70.7354%	78.7556%	78.8925%	41.1979%
April	\$35,416	\$62,586	\$63,209	\$79,859	\$85,315	\$0
%	11.2825%	19.9382%	18.9651%	23.9607%	23.2754%	0.0000%
% To Date	82.1132%	93.2433%	89.7005%	102.7163%	102.1679%	41.1979%
May	\$51,376	\$23,662	\$23,731	\$18,881	\$21,832	\$0
%	16.3671%	7.5381%	7.1201%	5.6650%	5.9561%	0.0000%
% To Date	98.4803%	100.7814%	96.8206%	108.3813%	108.1240%	41.1979%
June	\$6,266	\$4,682	\$5,094	\$5,726	\$4,474	\$0
%	1.9962%	1.4916%	1.5285%	1.7181%	1.2206%	0.0000%
% To Date	100.4765%	102.2729%	98.3491%	110.0994%	109.3446%	41.1979%
TOTALS	\$315,396	\$321,035	\$327,788	\$366,950	\$400,799	\$164,791
Delinquency	-0.4765%	-2.2729%	1.6509%	-10.0994%	-9.3446%	58.8021%
	100.0000%	100.0000%	100.0000%	100.0000%	100.0000%	100.0000%

FDAT amount currently under review with County Treasurer's Office

FDAT amount corrected in December 2019 by County Treasurer's Office



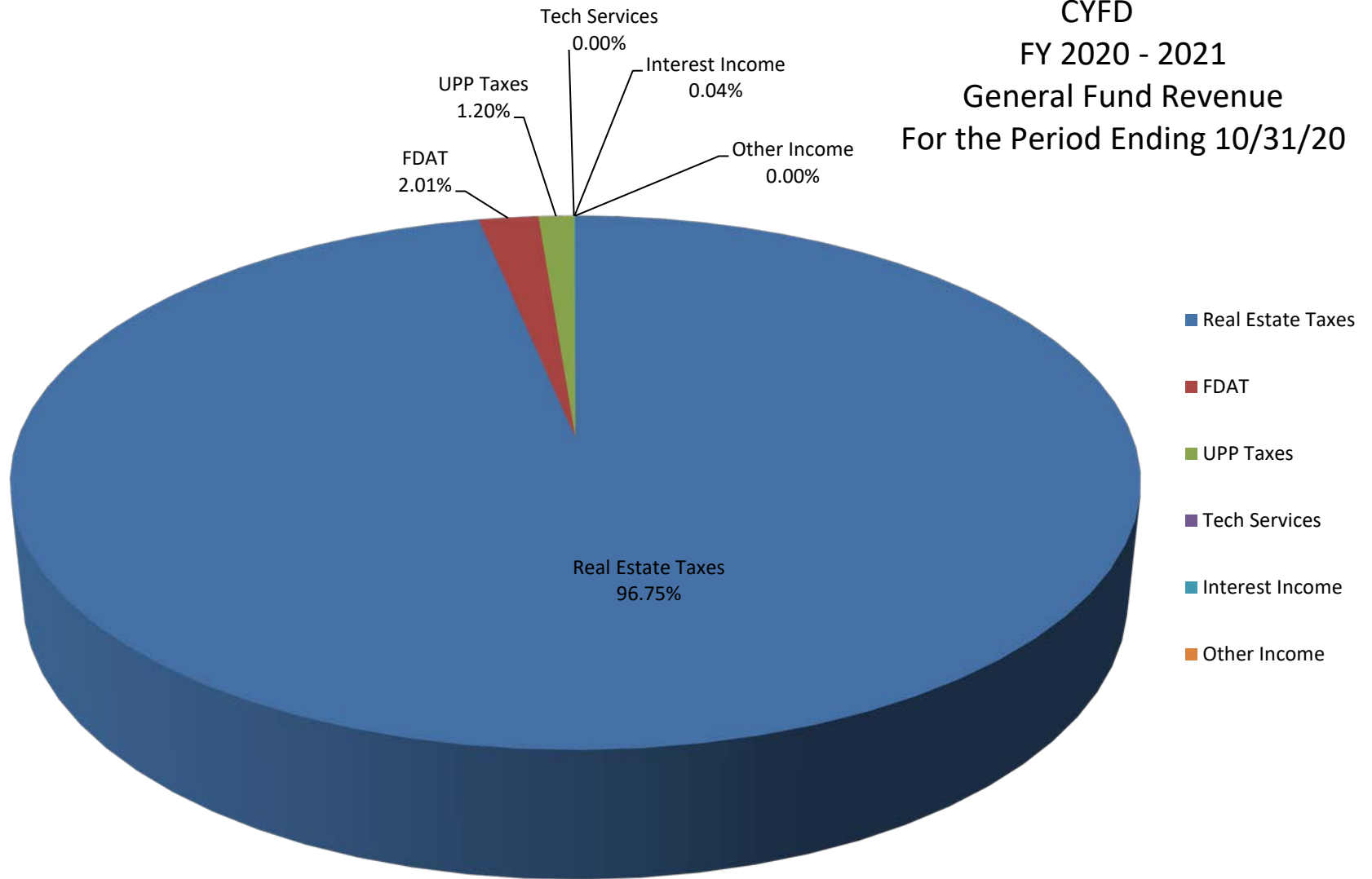
2020 - 2021 Cash Flow by Month : OCTOBER

[illegible]

**CENTRAL YAVAPAI FIRE DISTRICT
REVENUE GRAPH DATA**

	OCTOBER 2020	YTD	
	Revenue	Budget	%
Real Estate Taxes	\$ 7,733,468	\$ 19,423,017	96.75
FDAT	\$ 160,480	\$ 400,000	2.01
UPP Taxes	\$ 95,655	\$ -	1.20
Tech Services	\$ -	\$ 55,668	0.00
Interest Income	\$ 3,024	\$ -	0.04
Other Income	\$ -	\$ -	0.00
TOTALS:	\$ 7,992,628	\$ 19,878,685	100.00

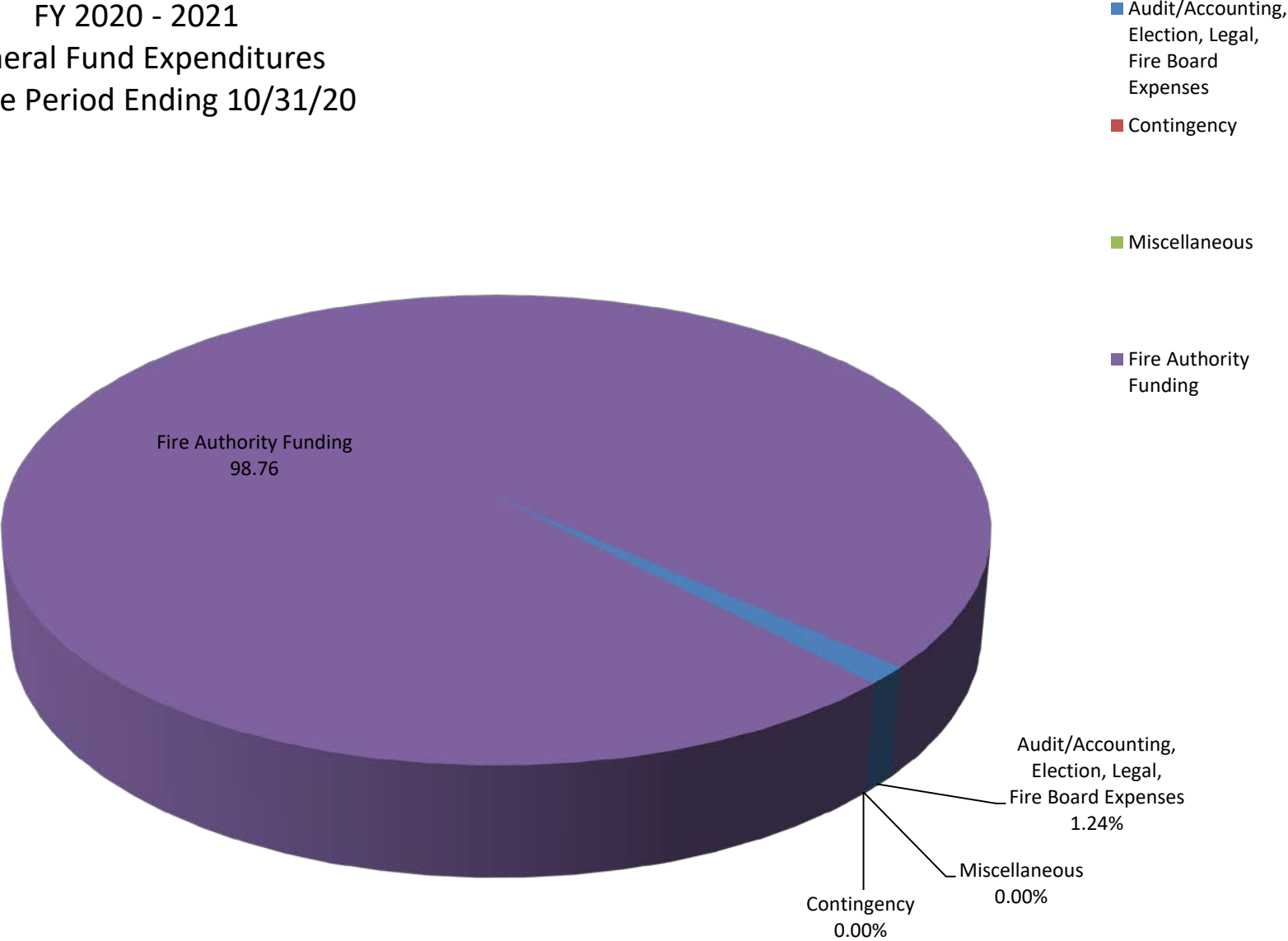
CYFD
FY 2020 - 2021
General Fund Revenue
For the Period Ending 10/31/20



**CENTRAL YAVAPAI FIRE DISTRICT
EXPENSE GRAPH DATA**

OCTOBER 2020		YTD	
Expense		Budget	%
Audit/Accounting, Election, Legal, Fire Board Expenses	\$ 608	\$ 93,500	1.24
Contingency	\$ -	\$ 20,000	0.00
Miscellaneous	\$ -		0.00
Fire Authority Funding	\$ 48,452	\$ 19,765,185	98.76
TOTAL:	\$ 49,060	\$ 19,878,685	100.00

CYFD
FY 2020 - 2021
General Fund Expenditures
For the Period Ending 10/31/20



CENTRAL YAVAPAI FIRE DISTRICT
GENERAL FUND - OCTOBER, 2020

Real Estate Taxes:	\$	7,836,582.52
UPP Taxes:	\$	95,655.49
FDAT:	\$	160,480.49
Interest Received:	\$	3,024.20
Fire District Deposits:	\$	-
Other:	\$	-

TOTAL:	\$	8,095,742.70
--------	----	--------------

Transferred to CAFMA:	\$	48,452.07
-----------------------	----	-----------



Yavapai County Treasurer

Monthly Statement

Date Range: 10/1/2020 to 10/31/2020

Central Yavapai Fire Dist - General Fund
Fund: 6060040000



Yavapai County Treasurer

Monthly Statement

Date Range: 10/1/2020 to 10/31/2020

Account	Period	YTD		
6060040000	Central Yavapai Fire Dist GF			
Begin Balance:	811,634.66	989,851.12		
Income:	8,095,742.70 ✓	8,293,908.32		
LOC Advance:	.00	.00		
Expense:	(152,174.02)	(528,556.10)	LOC:	.00
LOC Payments:	.00	.00	Warrants Outstanding:	.00
Cash Balance:	8,755,203.34	8,755,203.34	End:	8,755,203.34

Monthly Statement Summary

Source Code	Description		MTDAmount	YTDAmount
6060040000	Central Yavapai Fire Dist GF	Beginning Balance:	811,634.66	989,851.12
11100.2013	2013 Real Estate Taxes		.00	3.74
11100.2014	2014 Real Estate Taxes		.00	3.80
11100.2015	2015 Real Estate Taxes		.00	3.98
11100.2016	2016 Real Estate Taxes		.00	1.88
11100.2017	2017 Real Estate Taxes		.00	(10.20)
11100.2018	2018 Real Estate Taxes		24.38	77.73
11100.2019	2019 Real Estate Taxes		9,862.17	157,683.39
11100.2020	2020 Real Estate Taxes		7,826,695.97	7,844,716.69
12100.2011	2011 Personal Property Taxes		.00	1.81
12100.2012	2012 Personal Property Taxes		3.37	6.82
12100.2013	2013 Personal Property Taxes		35.21	35.21
12100.2014	2014 Personal Property Taxes		.00	81.29
12100.2015	2015 Personal Property Taxes		16.41	48.71
12100.2016	2016 Personal Property Taxes		16.30	99.76
12100.2017	2017 Personal Property Taxes		16.56	258.69
12100.2018	2018 Personal Property Taxes		400.37	1,515.93
12100.2019	2019 Personal Property Taxes		151.93	6,017.65
12100.2020	2020 Personal Property Taxes		95,015.34	95,015.34
37122.0	Fire District Deposit		.00	19,777.44
37150.0	FDAT Distributions		160,480.49	164,791.44
38108.0	Interest on Investments Charles Schwab		899.31	1,151.37
38109.0	Interest on Investments St Treas		70.85	241.81
38113.0	Interest on Investments-Wells Fargo		2,054.04	2,054.04
7376.0	Transfer in		.00	330.00
90002.0	Interest Pd on Tax Roll Corrections		.00	(14.74)
91032.0	Warrants Redeemed		(607.50)	(2,795.00)
91702.0	Transfer out		(151,566.52)	(525,416.36)
92185.0	Paying Agent Fees		.00	(330.00)
		Ending Balance:	8,755,203.34	8,755,203.34



Yavapai County Treasurer

Monthly Statement

Date Range: 10/1/2020 to 10/31/2020

Monthly Statement Detail				
Date	Notes	Doc #	Amount	C/D
6060040000 Central Yavapai Fire Dist GF			Beginning Balance: 811,634.66	
11100.2018 2018 Real Estate Taxes			Source Code Total: 24.38	
10/22	Tax Distribution	0	24.38	C
11100.2019 2019 Real Estate Taxes			Source Code Total: 9,862.17	
10/01	Tax Distribution	0	128.38	C
10/01	Tax Distribution	0	218.98	C
10/01	Tax Distribution	0	352.16	C
10/02	Tax Distribution	0	88.37	C
10/02	Tax Distribution	0	808.76	C
10/02	Tax Distribution	0	108.82	C
10/05	Tax Distribution	0	48.77	C
10/05	Tax Distribution	0	177.45	C
10/05	Tax Distribution	0	1,303.54	C
10/06	Tax Distribution	0	57.05	C
10/06	Tax Distribution	0	77.09	C
10/06	Tax Distribution	0	88.26	C
10/07	Tax Distribution	0	40.99	C
10/07	Tax Distribution	0	82.00	C
10/07	Tax Distribution	0	2.40	C
10/08	Tax Distribution	0	136.72	C
10/08	Tax Distribution	0	143.98	C
10/09	Tax Distribution	0	118.99	C
10/09	Tax Distribution	0	122.23	C
10/12	Tax Distribution	0	79.54	C
10/12	Tax Distribution	0	92.21	C
10/12	Tax Distribution	0	83.79	C
10/13	Tax Distribution	0	111.33	C
10/13	Tax Distribution	0	29.50	C
10/14	Tax Distribution	0	81.85	C
10/14	Tax Distribution	0	132.38	C
10/16	Tax Distribution	0	26.43	C
10/16	Tax Distribution	0	263.34	C
10/19	Tax Distribution	0	1,094.86	C
10/19	Tax Distribution	0	2.74	C
10/19	Tax Distribution	0	337.08	C
10/19	Tax Distribution	0	1.96	C
10/20	Tax Distribution	0	26.25	C
10/20	Tax Distribution	0	84.52	C
10/20	Tax Distribution	0	35.26	C
10/21	Tax Distribution	0	638.70	C



Yavapai County Treasurer

Monthly Statement

Date Range: 10/1/2020 to 10/31/2020

10/21	Tax Distribution	0	206.75	C
10/21	Tax Distribution	0	554.57	C
10/22	Tax Distribution	0	136.55	C
10/22	Tax Distribution	0	3.51	C
10/23	Tax Distribution	0	2.91	C
10/23	Tax Distribution	0	.75	C
10/26	Tax Distribution	0	227.22	C
10/26	Tax Distribution	0	149.25	C
10/27	Tax Distribution	0	117.19	C
10/27	Tax Distribution	0	118.00	C
10/27	Tax Distribution	0	54.76	C
10/27	Tax Distribution	0	536.10	C
10/28	Tax Distribution	0	183.95	C
10/28	Tax Distribution	0	52.86	C
10/28	Tax Distribution	0	61.15	C
10/29	Tax Distribution	0	6.74	C
10/30	Tax Distribution	0	75.15	C
10/30	Tax Distribution	0	110.14	C
10/30	Tax Distribution	0	37.94	C
11100.2020 2020 Real Estate Taxes			Source Code Total: 7,826,695.97	
10/01	Tax Distribution	0	2,982.60	C
10/01	Tax Distribution	0	7,708.22	C
10/01	Tax Distribution	0	7,264.00	C
10/01	Tax Distribution	0	14,075.99	C
10/01	Tax Distribution	0	2,166.62	C
10/02	Tax Distribution	0	2,970.43	C
10/02	Tax Distribution	0	3,614.36	C
10/02	Tax Distribution	0	2,435.59	C
10/02	Tax Distribution	0	1,985.80	C
10/02	Tax Distribution	0	1,298.96	C
10/05	Tax Distribution	0	4,284.44	C
10/05	Tax Distribution	0	12,931.91	C
10/05	Tax Distribution	0	9,989.19	C
10/05	Tax Distribution	0	10,171.99	C
10/05	Tax Distribution	0	12,402.30	C
10/05	Tax Distribution	0	19,522.07	C
10/06	Tax Distribution	0	334.88	C
10/06	Tax Distribution	0	5,322.55	C
10/06	Tax Distribution	0	171.98	C
10/06	Tax Distribution	0	35,753.69	C
10/06	Tax Distribution	0	13,758.67	C
10/06	Tax Distribution	0	13,879.41	C
10/06	Tax Distribution	0	9,452.82	C



Yavapai County Treasurer

Monthly Statement

Date Range: 10/1/2020 to 10/31/2020

10/07	Tax Distribution	0	5,337.98	C
10/07	Tax Distribution	0	(530.84)	C
10/07	Tax Distribution	0	27,966.17	C
10/07	Tax Distribution	0	42,393.65	C
10/07	Tax Distribution	0	22,484.68	C
10/07	Tax Distribution	0	6,017.35	C
10/08	Tax Distribution	0	12,135.22	C
10/08	Tax Distribution	0	42,022.65	C
10/08	Tax Distribution	0	34,288.58	C
10/08	Tax Distribution	0	58,823.42	C
10/08	Tax Distribution	0	7,278.19	C
10/09	Tax Distribution	0	6,180.17	C
10/09	Tax Distribution	0	4,970.60	C
10/09	Tax Distribution	0	(189.23)	C
10/09	Tax Distribution	0	41,615.76	C
10/09	Tax Distribution	0	42,254.14	C
10/09	Tax Distribution	0	40,612.59	C
10/09	Tax Distribution	0	29,582.46	C
10/12	Tax Distribution	0	4,855.62	C
10/12	Tax Distribution	0	5,243.85	C
10/12	Tax Distribution	0	37,115.87	C
10/12	Tax Distribution	0	31,798.07	C
10/12	Tax Distribution	0	35,830.29	C
10/12	Tax Distribution	0	4,957.39	C
10/13	Tax Distribution	0	1.97	C
10/13	Tax Distribution	0	19,873.29	C
10/13	Tax Distribution	0	1,230.17	C
10/13	Tax Distribution	0	34,789.05	C
10/13	Tax Distribution	0	26,156.00	C
10/13	Tax Distribution	0	22,173.83	C
10/14	Tax Distribution	0	878.60	C
10/14	Tax Distribution	0	19,877.13	C
10/14	Tax Distribution	0	(40.15)	C
10/14	Tax Distribution	0	4,487.22	C
10/14	Tax Distribution	0	47,649.38	C
10/14	Tax Distribution	0	82,456.15	C
10/14	Tax Distribution	0	20,065.66	C
10/14	Tax Distribution	0	8,249.83	C
10/15	Tax Distribution	0	231.56	C
10/15	Tax Distribution	0	26,972.03	C
10/15	Tax Distribution	0	6,539.49	C
10/15	Tax Distribution	0	39,107.39	C
10/15	Tax Distribution	0	56,397.37	C



Yavapai County Treasurer

Monthly Statement

Date Range: 10/1/2020 to 10/31/2020

10/15	Tax Distribution	0	66,531.95	C
10/15	Tax Distribution	0	14,729.91	C
10/16	Tax Distribution	0	24,477.33	C
10/16	Tax Distribution	0	7,345.61	C
10/16	Tax Distribution	0	5,013.91	C
10/16	Tax Distribution	0	53,670.27	C
10/16	Tax Distribution	0	31,658.46	C
10/16	Tax Distribution	0	26,968.41	C
10/19	Tax Distribution	0	63,552.49	C
10/19	Tax Distribution	0	(579.18)	C
10/19	Tax Distribution	0	(211.57)	C
10/19	Tax Distribution	0	5,573.82	C
10/19	Tax Distribution	0	71,916.99	C
10/19	Tax Distribution	0	27,121.98	C
10/19	Tax Distribution	0	37,987.71	C
10/19	Tax Distribution	0	17,845.09	C
10/20	Tax Distribution	0	6,978.34	C
10/20	Tax Distribution	0	57,787.73	C
10/20	Tax Distribution	0	37,748.63	C
10/20	Tax Distribution	0	34,484.78	C
10/20	Tax Distribution	0	39,570.38	C
10/20	Tax Distribution	0	71.90	C
10/20	Tax Distribution	0	148.13	C
10/20	Tax Distribution	0	44,772.54	C
10/20	Tax Distribution	0	251,034.53	C
10/20	Tax Distribution	0	(55.43)	C
10/21	Tax Distribution	0	162.90	C
10/21	Tax Distribution	0	18,794.84	C
10/21	Tax Distribution	0	597,105.87	C
10/21	Tax Distribution	0	(1,060.90)	C
10/21	Tax Distribution	0	72,714.35	C
10/21	Tax Distribution	0	45,433.39	C
10/21	Tax Distribution	0	52,599.63	C
10/21	Tax Distribution	0	23,661.48	C
10/22	Tax Distribution	0	933.74	C
10/22	Tax Distribution	0	19,533.89	C
10/22	Tax Distribution	0	266,717.04	C
10/22	Tax Distribution	0	4,189.59	C
10/22	Tax Distribution	0	62,812.02	C
10/22	Tax Distribution	0	23,495.86	C
10/22	Tax Distribution	0	8,770.44	C
10/22	Tax Distribution	0	16,453.34	C
10/23	Tax Distribution	0	373.55	C



Yavapai County Treasurer

Monthly Statement

Date Range: 10/1/2020 to 10/31/2020

10/23	Tax Distribution	0	23,848.42	C
10/23	Tax Distribution	0	58,257.82	C
10/23	Tax Distribution	0	16,749.31	C
10/23	Tax Distribution	0	83,238.31	C
10/23	Tax Distribution	0	32,826.18	C
10/23	Tax Distribution	0	20,071.48	C
10/23	Tax Distribution	0	14,759.43	C
10/26	Tax Distribution	0	6,344.11	C
10/26	Tax Distribution	0	(334.94)	C
10/26	Tax Distribution	0	2,373.37	C
10/26	Tax Distribution	0	55,023.17	C
10/26	Tax Distribution	0	19,980.53	C
10/26	Tax Distribution	0	20,167.49	C
10/26	Tax Distribution	0	19,647.39	C
10/27	Tax Distribution	0	6,725.05	C
10/27	Tax Distribution	0	87,605.54	C
10/27	Tax Distribution	0	27,415.36	C
10/27	Tax Distribution	0	18,886.21	C
10/27	Tax Distribution	0	38,627.41	C
10/28	Tax Distribution	0	531.08	C
10/28	Tax Distribution	0	141.93	C
10/28	Tax Distribution	0	20,280.83	C
10/28	Tax Distribution	0	863,840.00	C
10/28	Tax Distribution	0	11,054.50	C
10/28	Tax Distribution	0	54,740.68	C
10/28	Tax Distribution	0	57,696.48	C
10/28	Tax Distribution	0	104,143.52	C
10/28	Tax Distribution	0	23,115.34	C
10/29	Tax Distribution	0	13,131.98	C
10/29	Tax Distribution	0	633.44	C
10/29	Tax Distribution	0	(636.06)	C
10/29	Tax Distribution	0	9,202.24	C
10/29	Tax Distribution	0	66,331.29	C
10/29	Tax Distribution	0	27,200.06	C
10/29	Tax Distribution	0	27,764.75	C
10/29	Tax Distribution	0	31,332.07	C
10/30	Tax Distribution	0	164.59	C
10/30	Tax Distribution	0	9,971.16	C
10/30	Tax Distribution	0	2,458,003.16	C
10/30	Tax Distribution	0	13,130.16	C
10/30	Tax Distribution	0	77,974.64	C
10/30	Tax Distribution	0	48,911.64	C
10/30	Tax Distribution	0	32,077.74	C



Yavapai County Treasurer

Monthly Statement

Date Range: 10/1/2020 to 10/31/2020

10/30	Tax Distribution	0	30,292.30	C
12100.2012 2012 Personal Property Taxes			Source Code Total: 3.37	
10/15	Tax Distribution	0	3.37	C
12100.2013 2013 Personal Property Taxes			Source Code Total: 35.21	
10/06	Tax Distribution	0	35.21	C
12100.2015 2015 Personal Property Taxes			Source Code Total: 16.41	
10/09	Tax Distribution	0	16.41	C
12100.2016 2016 Personal Property Taxes			Source Code Total: 16.30	
10/09	Tax Distribution	0	16.30	C
12100.2017 2017 Personal Property Taxes			Source Code Total: 16.56	
10/09	Tax Distribution	0	16.56	C
12100.2018 2018 Personal Property Taxes			Source Code Total: 400.37	
10/09	Tax Distribution	0	16.79	C
10/09	Tax Distribution	0	37.96	C
10/12	Tax Distribution	0	6.93	C
10/22	Tax Distribution	0	304.99	C
10/28	Tax Distribution	0	33.70	C
12100.2019 2019 Personal Property Taxes			Source Code Total: 151.93	
10/08	Tax Distribution	0	11.64	C
10/09	Tax Distribution	0	25.22	C
10/09	Tax Distribution	0	16.92	C
10/12	Tax Distribution	0	6.98	C
10/28	Tax Distribution	0	33.42	C
10/28	Tax Distribution	0	57.75	C
12100.2020 2020 Personal Property Taxes			Source Code Total: 95,015.34	
10/01	Tax Distribution	0	163.25	C
10/01	Tax Distribution	0	376.74	C
10/02	Tax Distribution	0	50.35	C
10/05	Tax Distribution	0	53.01	C
10/05	Tax Distribution	0	92.24	C
10/05	Tax Distribution	0	72.77	C
10/06	Tax Distribution	0	99.03	C
10/06	Tax Distribution	0	235.32	C
10/06	Tax Distribution	0	93.14	C
10/07	Tax Distribution	0	921.16	C
10/07	Tax Distribution	0	111.70	C
10/07	Tax Distribution	0	203.26	C
10/07	Tax Distribution	0	92.73	C
10/08	Tax Distribution	0	78.47	C
10/08	Tax Distribution	0	341.29	C
10/08	Tax Distribution	0	114.92	C
10/09	Tax Distribution	0	194.55	C
10/09	Tax Distribution	0	91.49	C



Yavapai County Treasurer

Monthly Statement

Date Range: 10/1/2020 to 10/31/2020

10/09	Tax Distribution	0	66.66	C
10/09	Tax Distribution	0	1,997.55	C
10/09	Tax Distribution	0	218.42	C
10/09	Tax Distribution	0	6.24	C
10/12	Tax Distribution	0	577.85	C
10/12	Tax Distribution	0	421.48	C
10/12	Tax Distribution	0	634.07	C
10/13	Tax Distribution	0	38.70	C
10/13	Tax Distribution	0	5.61	C
10/13	Tax Distribution	0	132.17	C
10/13	Tax Distribution	0	56.74	C
10/13	Tax Distribution	0	317.06	C
10/14	Tax Distribution	0	101.65	C
10/14	Tax Distribution	0	117.68	C
10/14	Tax Distribution	0	1,064.20	C
10/14	Tax Distribution	0	(148.90)	C
10/14	Tax Distribution	0	14.81	C
10/14	Tax Distribution	0	429.46	C
10/14	Tax Distribution	0	871.64	C
10/14	Tax Distribution	0	206.96	C
10/15	Tax Distribution	0	185.95	C
10/15	Tax Distribution	0	581.19	C
10/15	Tax Distribution	0	2,838.91	C
10/15	Tax Distribution	0	585.58	C
10/15	Tax Distribution	0	2,964.54	C
10/16	Tax Distribution	0	229.38	C
10/16	Tax Distribution	0	129.86	C
10/16	Tax Distribution	0	999.03	C
10/16	Tax Distribution	0	356.52	C
10/16	Tax Distribution	0	252.78	C
10/19	Tax Distribution	0	435.81	C
10/19	Tax Distribution	0	524.42	C
10/19	Tax Distribution	0	525.88	C
10/19	Tax Distribution	0	1,539.12	C
10/19	Tax Distribution	0	40.94	C
10/20	Tax Distribution	0	442.52	C
10/20	Tax Distribution	0	5,341.25	C
10/20	Tax Distribution	0	2,286.04	C
10/20	Tax Distribution	0	868.38	C
10/20	Tax Distribution	0	208.70	C
10/20	Tax Distribution	0	571.19	C
10/21	Tax Distribution	0	2,813.40	C
10/21	Tax Distribution	0	10,758.32	C



Yavapai County Treasurer

Monthly Statement

Date Range: 10/1/2020 to 10/31/2020

10/21	Tax Distribution	0	2,679.48	C
10/21	Tax Distribution	0	1,327.57	C
10/21	Tax Distribution	0	3,610.36	C
10/21	Tax Distribution	0	96.83	C
10/22	Tax Distribution	0	71.67	C
10/22	Tax Distribution	0	3,341.37	C
10/22	Tax Distribution	0	4,456.12	C
10/22	Tax Distribution	0	34.92	C
10/22	Tax Distribution	0	570.23	C
10/22	Tax Distribution	0	638.19	C
10/22	Tax Distribution	0	1,476.12	C
10/22	Tax Distribution	0	238.31	C
10/23	Tax Distribution	0	331.70	C
10/23	Tax Distribution	0	628.55	C
10/23	Tax Distribution	0	191.07	C
10/23	Tax Distribution	0	614.48	C
10/23	Tax Distribution	0	1,154.77	C
10/23	Tax Distribution	0	340.64	C
10/23	Tax Distribution	0	128.11	C
10/26	Tax Distribution	0	763.85	C
10/26	Tax Distribution	0	5.36	C
10/26	Tax Distribution	0	4,482.42	C
10/26	Tax Distribution	0	485.70	C
10/26	Tax Distribution	0	1,969.85	C
10/26	Tax Distribution	0	620.76	C
10/27	Tax Distribution	0	204.34	C
10/27	Tax Distribution	0	402.95	C
10/27	Tax Distribution	0	608.01	C
10/27	Tax Distribution	0	561.37	C
10/27	Tax Distribution	0	236.23	C
10/28	Tax Distribution	0	852.94	C
10/28	Tax Distribution	0	7,045.62	C
10/28	Tax Distribution	0	63.17	C
10/28	Tax Distribution	0	766.01	C
10/28	Tax Distribution	0	1,045.87	C
10/28	Tax Distribution	0	1,727.39	C
10/28	Tax Distribution	0	394.94	C
10/29	Tax Distribution	0	370.09	C
10/29	Tax Distribution	0	100.96	C
10/29	Tax Distribution	0	524.01	C
10/29	Tax Distribution	0	317.09	C
10/29	Tax Distribution	0	359.83	C
10/29	Tax Distribution	0	163.10	C



Yavapai County Treasurer

Monthly Statement

Date Range: 10/1/2020 to 10/31/2020

10/30	Tax Distribution	0	92.75	C
10/30	Tax Distribution	0	387.43	C
10/30	Tax Distribution	0	118.06	C
10/30	Tax Distribution	0	458.05	C
10/30	Tax Distribution	0	435.11	C
10/30	Tax Distribution	0	1,479.68	C
10/30	Tax Distribution	0	46.73	C
37150.0 FDAT Distributions			Source Code Total: 160,480.49	
10/01	Fire Dist Assistance Tax 0.144320	0	565.07	C
10/02	Fire Dist Assistance Tax 0.144320	0	413.77	C
10/05	Fire Dist Assistance Tax 0.144320	0	1,538.54	C
10/06	Fire Dist Assistance Tax 0.144320	0	1,972.68	C
10/07	Fire Dist Assistance Tax 0.144320	0	2,073.56	C
10/08	Fire Dist Assistance Tax 0.144320	0	2,929.87	C
10/09	Fire Dist Assistance Tax 0.144320	0	3,474.46	C
10/12	Fire Dist Assistance Tax 0.144320	0	3,167.97	C
10/13	Fire Dist Assistance Tax 0.144320	0	2,203.98	C
10/14	Fire Dist Assistance Tax 0.144320	0	4,310.78	C
10/15	Fire Dist Assistance Tax 0.144320	0	4,243.78	C
10/16	Fire Dist Assistance Tax 0.144320	0	3,157.44	C
10/19	Fire Dist Assistance Tax 0.144320	0	4,452.53	C
10/20	Fire Dist Assistance Tax 0.144320	0	9,763.14	C
10/21	Fire Dist Assistance Tax 0.144320	0	18,236.89	C
10/22	Fire Dist Assistance Tax 0.144320	0	10,501.75	C
10/23	Fire Dist Assistance Tax 0.144320	0	5,812.16	C
10/26	Fire Dist Assistance Tax 0.144320	0	3,791.50	C
10/27	Fire Dist Assistance Tax 0.144320	0	4,509.86	C
10/28	Fire Dist Assistance Tax 0.144320	0	27,840.41	C
10/29	Fire Dist Assistance Tax 0.144320	0	2,643.18	C
10/30	Fire Dist Assistance Tax 0.144320	0	42,877.17	C
38108.0 Interest on Investments Charles Schwab			Source Code Total: 899.31	
10/27	Investment Interest	0	899.31	C
38109.0 Interest on Investments St Treas			Source Code Total: 70.85	
10/05	Investment Interest	0	48.01	C
10/19	Investment Interest	0	22.84	C
38113.0 Interest on Investments-Wells Fargo			Source Code Total: 2,054.04	
10/27	Investment Interest	0	747.79	C
10/27	Investment Interest	0	1,306.25	C
91032.0 Warrants Redeemed			Source Code Total: (607.50)	
10/09	Paid Warrants	0	(607.50)	D
91702.0 Transfer out			Source Code Total: (151,566.52)	
10/21	Transfer per request from KB 10/21/20	0	(48,452.07)	D
10/29	Solar Rebate Transfer	0	(47,875.90)	D



Yavapai County Treasurer

Monthly Statement

Date Range: 10/1/2020 to 10/31/2020

10/29	Solar Rebate Transfer half	0	(47,875.90)	D
10/30	Solar rebate transfer correction from 10/29/20	0	(7,362.65)	D
6060040000 Central Yavapai Fire Dist GF				Ending Balance: 8,755,203.34

Warrant Detail

Payee Name	Warrant	Amount	Issue Dt	Status Dt	Voucher
6060040000 Central Yavapai Fire Dist GF					Account Total: 607.50
Fund: 0600					Fund Total: 607.50
Status: PAID					Status Total: 607.50
/	0706001052	607.50	10/05/20	10/09/20	
	Count	Amount			
Total PAID:	1	607.50			



YAVAPAI COUNTY TREASURER

1015 Fair Street
Prescott, AZ 86305
www.yavapai.us
(928) 771-3233
Fax (928) 771-3390

Chip Davis
Treasurer

Jessee Porter
Chief Deputy

September 24, 2020

Central Yavapai Fire District
8603 E Eastridge Drive
Prescott Valley, AZ 86314

Due to recently passed legislation by Arizona State Legislature (HB 2493) the Treasurer's Office is required to adjust your districts, or entities account.

In 2015 the AZ State Department of Revenue made the decision that leased solar panels would need to be taxed as centrally assessed property because the fed electricity into buildings and into the APS grid, thus making them a solar power plant. The solar companies sued, and the state lost the argument that they were solar power plants, but the tax court did determine that their panels could be taxed as personal property of the solar companies.

Yavapai County was then directed by the Department of Revenue to tax the solar companies at the local level for the personal property tax, which we did. The solar companies again sued claiming they were exempt from taxation. Knowing they were likely to lose this claim, they approached our elected legislators whom in turn drafted and passed legislation minimizing their tax liability and making it retroactive back to 2015. We now have to go back and refund, from the affected districts, the solar panel personal property tax, starting with the year 2015.

We are sorry to inform you of this action, but we must be as transparent and informative of all issues pertaining to your account.

Sincerely,

Chip Davis
Treasurer
Yavapai County Treasurer's Office

CENTRAL YAVAPAI FIRE DISTRICT
Bank Reconciliation Summary
For the Bank Statement ending: 10/31/2020

BANK CONTROL ID: CYFD - GENERAL FUND		DESC: GENERAL FUND	ACCOUNT NO: 1100
Beginning Balance:	10/01/20		\$811,634.66
Deposits and Credits:			\$8,095,742.70
Checks and Charges:			(\$152,174.02)
Adjustments:			\$0.00
Ending Balance Per Reconciliation:			<u>\$8,755,203.34</u>
Ending Balance Per Bank Statement:	10/31/20		\$8,755,203.34
* Outstanding Deposits and Credits:	10/31/20		\$0.00
* Outstanding Checks and Charges:	10/31/20		\$0.00
Ending Book Balance:			<u>\$8,755,203.34</u>

* Outstanding amounts are all outstanding credits and charges dated prior or equal to the Reconciliation date.

CENTRAL YAVAPAI FIRE DISTRICT
BR Checks and Charges Cleared
For the Bank Statement ending: 10/31/20

CYFD		General Fund			1100
Date	Document	Description	Module	Company	Amount
10/05/20	706001051	Nicolas J. Cornelius	AP	CYFD	\$607.50
10/05/20	706001051	Nicolas J. Cornelius	AP	CYFD	(\$607.50)
10/05/20	706001052	Nicolas J. Cornelius	AP	CYFD	\$607.50
10/31/20	Cash With Yav Cty	Fire Authority Funding October	GL	CYFD	\$48,452.07
10/31/20	Cash With Yav Cty	Solar Rebate Transfer	GL	CYFD	\$103,114.45
TOTAL CHECKS AND CHARGES CLEARED:					\$152,174.02

CENTRAL YAVAPAI FIRE DISTRICT
BR Checks and Charges Outstanding
For the Bank Statement ending:

<u>Date</u>	<u>Document</u>	<u>Description</u>	<u>Module</u>	<u>Company</u>	<u>Amount</u>
-------------	-----------------	--------------------	---------------	----------------	---------------

TOTAL CHECKS AND CHARGES OUTSTANDING:

CENTRAL YAVAPAI FIRE DISTRICT
BR Deposits and Credits Cleared
For the Bank Statement ending: 10/31/20

CYFD		General Fund			1100
Date	Document	Description	Module	Company	Amount
10/05/20	5110	Deposit	AR	CYFD	\$4,766.63
10/05/20	VOID: 3323503298	Void for Cust ID: CINGU1	AR	CYFD	(\$4,766.63)
10/31/20	Cash With YavCty	Tax and Interest Revenue Octob	GL	CYFD	\$8,095,742.70
TOTAL DEPOSITS AND CREDITS CLEARED:					\$8,095,742.70

CENTRAL YAVAPAI FIRE DISTRICT
BR Deposits and Credits Outstanding
For the Bank Statement ending:

Date	Document	Description	Module	Company	Amount
------	----------	-------------	--------	---------	--------

TOTAL DEPOSITS AND CREDITS OUTSTANDING:

CENTRAL YAVAPAI FIRE DISTRICT
Bank Reconciliation Register

Document Number	Date	BR Status	Void?	Description	Date Cleared	Amount
-----------------	------	-----------	-------	-------------	--------------	--------

MODULE: CHECKS FROM ACCOUNTS PAYABLE

BANK CONTROL ID: CYFD - GENERAL FUND

706001051	10/05/20	Marked	No	Nicolas J. Cornelius	11/17/20	\$607.50
706001051	10/05/20	Marked	Yes	Nicolas J. Cornelius	11/17/20	(\$607.50)
706001052	10/05/20	Marked	No	Nicolas J. Cornelius	11/17/20	\$607.50
SUB TOTAL FOR BANK:						\$607.50
TOTAL FOR MODULE:						\$607.50

MODULE: DEPOSITS FROM ACCOUNTS RECEIVABLE

BANK CONTROL ID: CYFD - GENERAL FUND

5110	10/05/20	Marked	No	Deposit	11/17/20	\$4,766.63
VOID: 3323503298	10/05/20	Marked	No	Void for Cust ID: CINGU1	11/17/20	(\$4,766.63)
SUB TOTAL FOR BANK:						\$0.00
TOTAL FOR MODULE:						\$0.00

MODULE: JOURNAL ENTRIES FROM GENERAL LEDGER

BANK CONTROL ID: CYFD - GENERAL FUND

Cash With Yav Cty	10/31/20	Marked	No	Fire Authority Funding October	11/17/20	\$48,452.07
Cash With Yav Cty	10/31/20	Marked	No	Solar Rebate Transfer	11/17/20	\$103,114.45
Cash With YavCty	10/31/20	Marked	No	Tax and Interest Revenue Octob	11/17/20	\$8,095,742.70
SUB TOTAL FOR BANK:						\$8,247,309.22
TOTAL FOR MODULE:						\$8,247,309.22

CENTRAL YAVAPAI FIRE DISTRICT
BR Adjustments Report
For the Bank Statement ending:

Date	Document	Description	GL Account	Offset Amt	Adj. Amt
------	----------	-------------	------------	------------	----------

DOCUMENT:

ADJUSTMENT DOCUMENT " TOTAL:

TOTAL FOR ALL ADJUSTMENTS:

CENTRAL YAVAPAI FIRE DISTRICT
Income Statement
(Original Budget to Actual Comparison)
For the period of 10/1/2020 Through 10/31/2020

	Account	Actual	Current Period Budget	Variance	%	Actual	Year To Date Budget	Variance	%
<u>Revenues</u>									
Real Estate Tax	400000000	\$7,733,468.07	\$0.00	\$7,733,468.07	0.0%	\$7,899,366.56	\$19,423,017.00	\$(11,523,650.44)	(59.3)%
Personal Property Tax	410000000	95,655.49	0.00	95,655.49	0.0	103,081.21	0.00	103,081.21	0.0
Fire District Assistance Tax	420000000	160,480.49	0.00	160,480.49	0.0	164,791.44	400,000.00	(235,208.56)	(58.8)
Cell Tower Lease Revenue	477500000	0.00	0.00	0.00	0.0	19,777.44	55,668.00	(35,890.56)	(64.5)
Interest Income-General Fund	490000000	3,024.20	0.00	3,024.20	0.0	3,447.22	0.00	3,447.22	0.0
Net Revenues		\$7,992,628.25	\$0.00	\$7,992,628.25	0.0 %	\$8,190,463.87	\$19,878,685.00	\$(11,688,221.13)	(58.8)%
<u>Personnel Expenses</u>									
Fire Authority Funding	670010000	\$48,452.07	\$0.00	\$(48,452.07)	0.0%	\$422,301.91	\$19,765,185.00	\$19,342,883.09	97.9%
Total Personnel Expenses		\$48,452.07	\$0.00	\$(48,452.07)	0.0 %	\$422,301.91	\$19,765,185.00	\$19,342,883.09	97.9 %
<u>Service Expenses</u>									
Audit & Accounting	640010000	\$0.00	\$0.00	\$0.00	0.0%	\$0.00	\$7,500.00	\$7,500.00	100.0%
Other Prof Services/Admin	640510000	0.00	0.00	0.00	0.0	0.00	80,000.00	80,000.00	100.0
Legal Services - Routine	641010000	360.00	0.00	(360.00)	0.0	1,890.00	5,000.00	3,110.00	62.2
Legal Services - Non-Routine	641010600	247.50	0.00	(247.50)	0.0	765.00	0.00	(765.00)	0.0
Fire Board Expenses	644110000	0.00	0.00	0.00	0.0	0.00	1,000.00	1,000.00	100.0
Misc/Admin	661010000	0.00	0.00	0.00	0.0	14.74	0.00	(14.74)	0.0
Total Service Expenses		\$607.50	\$0.00	\$(607.50)	0.0 %	\$2,669.74	\$93,500.00	\$90,830.26	97.1 %
Total Expenses		\$49,059.57		\$(49,059.57)		\$424,971.65	\$19,858,685.00	\$19,433,713.35	97.9%
Income (Loss) from Operations		\$7,943,568.68	\$0.00	\$7,943,568.68	0.0%	\$7,765,492.22	\$20,000.00	\$7,745,492.22	38727.5%
<u>Contingency</u>									
Funded Contingency/Admin	780010000	\$0.00	\$0.00	\$0.00	0.0%	\$0.00	\$(20,000.00)	\$20,000.00	100.0%
Total Contingency		\$0.00	\$0.00	\$0.00	0.0 %	\$0.00	\$(20,000.00)	\$20,000.00	100.0 %
Net Income (Loss)		\$7,943,568.68	\$0.00	\$7,943,568.68	0.0%	\$7,765,492.22	\$0.00	\$7,765,492.22	0.0%

11/17/20
1:01:34 PM

CENTRAL YAVAPAI FIRE DISTRICT

Balance Sheet
As of 10/31/2020

Assets

Current Assets

Cash with Yavapai County	\$8,755,203.34	
Taxes Receivable	328,820.73	
Total Current Assets		\$9,084,024.07
Total Assets		\$9,084,024.07

Liabilities and Net Assets

Current Liabilities

Accounts Payable	\$2,048.00	
Deferred Revenue	410,168.73	
CAFMA accounts payable	224,466.00	
Total Current Liabilities		\$636,682.73
Total Liabilities		\$636,682.73

Net Assets

Fund Balance	\$681,849.12	
Current Year Net Assets	7,765,492.22	
Total Net Assets		8,447,341.34
Total Liabilities and Net Assets		\$9,084,024.07

CENTRAL YAVAPAI FIRE DISTRICT
GL Account Ledger - Detail By Period
10/1/2020 through 10/31/2020

Batch	Journal	Entry #	Date	Job	Document	Description	Debits	Credits	Balance
1100.0.0.000					CASH WITH YAVAPAI COUNTY				\$811,634.66
4838	CR	1489045	10/05/20		3323503298	AT&T MOBILITY, LLC -	4,766.63	-	816,401.29
4843	CR	1489065	10/05/20		3323503298	AT&T MOBILITY, LLC - Void: 8193	-	4,639.06	811,762.23
4843	CR	1489067	10/05/20		3323503298	AT&T MOBILITY, LLC - Void: 8193	-	127.57	811,634.66
4839	CD	1489048	10/05/20		706001051	Nicolas J. Cornelius - Cash Disbursement CORNIC	-	607.50	811,027.16
4839	CD	1489051	10/05/20		706001051	Nicolas J. Cornelius - Void Check CORNIC	607.50	-	811,634.66
4839	CD	1489054	10/05/20		706001052	Nicolas J. Cornelius - Cash Disbursement CORNIC	-	607.50	811,027.16
4845	A	1489073	10/31/20		Cash With Yav Cty	Fire Authority Funding October, 2020	-	48,452.07	762,575.09
4852	A	1489105	10/31/20		Cash With Yav Cty	Solar Rebate Transfer	-	103,114.45	659,460.64
4851	A	1489097	10/31/20		Cash With YavCty	Tax and Interest Revenue October 2020	8,095,742.70	-	8,755,203.34
CASH WITH YAVAPAI COUNTY TOTALS:							\$8,101,116.83	\$157,548.15	\$8,755,203.34
TOTAL OF LEDGER:							\$8,101,116.83	\$157,548.15	\$8,755,203.34

CENTRAL YAVAPAI FIRE DISTRICT
GL Trial Balance Worksheet
For The Period of 10/1/2020 through 10/31/2020

Account	Description	Balances				Adjustments
		Beginning	Debits	Credits	Ending	
1100.0.0.000	Cash with Yavapai County	\$811,634.66	\$8,101,116.83	\$157,548.15	\$8,755,203.34	
TOTALS:		<u>\$811,634.66</u>	<u>\$8,101,116.83</u>	<u>\$157,548.15</u>	<u>\$8,755,203.34</u>	

* Inactive accounts are marked and appear in grey.