

CHINO VALLEY FIRE DISTRICT
GENERAL FUND - CHECK RECONCILIATION OCTOBER, 2020

Reconciliation:

Beginning Balance:	\$ 124,328.77
Deposits:	\$ 1,994,016.07
Transfer Out - Fire Authority:	\$ (9,022.38)
Interest Paid on Tax Roll Correct:	\$ -
Disbursements:	\$ (247.50)
Reversing Entry:	\$ -
Transfer Out - County Solar Rebate:	\$ (52,649.96)
Ending Balance:	\$ 2,056,425.00

Difference Between Balances: \$ -

Bank Statement Balance:

Balance Per Bank:	\$ 2,056,425.00
Outstanding Checks:	\$ -
Outstanding Deposits:	\$ -
Reversing Entry:	\$ -

Ending Balance: \$ 2,056,425.00

G/L Ending Balance: \$ 2,056,425.00

\$ 2,056,425.00

Deposits Per Bank Statement:

Real Estate Taxes:	\$ 1,797,118.50
Personal Property Taxes:	\$ 35,840.55
Fire District Assistance Tax:	\$ 160,480.49
Fire District Deposit:	\$ -
Transfer Out-Fire Authority:	\$ 9,022.38
ADOT & Fish and Game In Lieu:	\$ -
Interest Paid - Tax Roll Corrections	\$ -
Adjustments (Warrants Issued):	\$ 247.50
Interest Income:	\$ 576.53
Transfer Out - County Solar Rebate:	\$ 52,649.96
Ending Balance:	\$ 2,055,935.91

Bank Reconciliation Register:

Checks From Accounts Payable:	\$ 247.50
-------------------------------	-----------

Total Checks: \$ 247.50


Deposits From Accounts Receivable:	\$ -
Journal Entries From General Ledger:	\$ 2,055,688.41

Ending Balance: \$ 2,055,935.91

Reconciliation Approved By:

Scott Freitag


Scott Freitag, Fire Chief

 Digitally signed by Scott Freitag
Date: 2020.11.23 10:15:02 -07'00'

Reconciliation Reviewed By:

Dave Tharp

David Tharp, Assistant Chief of Administration

 Digitally signed by Dave Tharp
Date: 2020.11.23 09:53:31 -07'00'

Reconciliation Prepared By:

Karen Butler

Karen Butler, Finance Manager

 Digitally signed by Karen Butler
Date: 2020.11.18 08:33:30 -07'00'

CHINO VALLEY FIRE DISTRICT
General Fund Tax Collection Information

Total Levy Month	FY 15-16 \$3,481,052 Collected	FY 16-17 \$3,547,699 Collected	FY 17-18 \$3,707,996 Collected	FY 18-19 \$3,926,501 Collected	FY 19-20 \$4,190,442 Collected	FY 20-21 \$4,497,237 Collected
July	\$32,572	\$10,160	\$24,936	\$21,890	\$14,597	\$42,316
%	0.936%	0.286%	0.672%	0.557%	0.348%	0.941%
% To Date	0.9357%	0.2864%	0.6725%	0.5575%	0.3483%	0.9409%
August	\$26,909	\$18,803	\$10,622	\$12,226	\$10,746	\$15,526
%	0.773%	0.530%	0.286%	0.311%	0.256%	0.345%
% To Date	1.7087%	0.8164%	0.9590%	0.8688%	0.6048%	1.2862%
September	\$296,716	\$182,315	\$178,141	\$25,209	\$30,894	\$8,143
%	8.524%	5.139%	4.804%	0.642%	0.737%	0.181%
% To Date	10.2324%	5.9553%	5.7632%	1.5109%	1.3420%	1.4673%
October	\$1,237,993	\$834,512	\$1,503,325	\$1,610,381	\$1,807,742	\$1,780,309
%	35.564%	23.523%	40.543%	41.013%	43.140%	39.587%
% To Date	45.7962%	29.4779%	46.3060%	42.5240%	44.4817%	41.0540%
November	\$289,817	\$866,615	\$290,266	\$498,787	\$373,908	\$0
%	8.326%	24.428%	7.828%	12.703%	8.923%	0.000%
% To Date	54.1218%	53.9055%	54.1341%	55.2271%	53.4046%	41.0540%
December	\$220,662	\$227,672	\$223,661	\$236,727	\$286,760	\$0
%	6.3389%	6.4175%	6.0319%	6.0289%	6.8432%	0.0000%
% To Date	60.4607%	60.3229%	60.1659%	61.2560%	60.2478%	41.0540%
January	\$76,744	\$89,048	\$153,278	\$117,994	\$115,429	\$0
%	2.2046%	2.5100%	4.1337%	3.0051%	2.7546%	0.0000%
% To Date	62.6653%	62.8330%	64.2997%	64.2611%	63.0023%	41.0540%
February	\$87,184	\$94,094	\$95,262	\$54,476	\$104,991	\$0
%	2.5045%	2.6523%	2.5691%	1.3874%	2.5055%	0.0000%
% To Date	65.1698%	65.4852%	66.8688%	65.6485%	65.5078%	41.0540%
March	\$124,511	\$141,015	\$127,298	\$138,910	\$142,182	\$0
%	3.5768%	3.9748%	3.4331%	3.5377%	3.3930%	0.0000%
% To Date	68.7467%	69.4600%	70.3018%	69.1863%	68.9008%	41.0540%
April	\$910,876	\$821,855	\$794,289	\$955,634	\$983,917	\$0
%	26.1667%	23.1659%	21.4210%	24.3380%	23.4800%	0.0000%
% To Date	94.9134%	92.6259%	91.7228%	93.5243%	92.3809%	41.0540%
May	\$125,156	\$195,151	\$238,700	\$189,925	\$206,496	\$0
%	3.5954%	5.5008%	6.4374%	4.8370%	4.9278%	0.0000%
% To Date	98.5087%	98.1267%	98.1602%	98.3613%	97.3086%	41.0540%
June	\$66,848	\$66,097	\$80,520	\$84,895	\$49,679	\$0
%	1.9203%	1.8631%	2.1715%	2.1621%	1.1855%	0.0000%
% To Date	100.4290%	99.9898%	100.3318%	100.5234%	98.4942%	41.0540%
TOTALS	\$3,495,987	\$3,547,337	\$3,720,297	\$3,947,053	\$4,127,341	\$1,846,295
Delinquency	-0.4290%	0.0102%	-0.3318%	-0.5234%	1.5058%	58.9460%

CHINO VALLEY FIRE DISTRICT
FDAT Collection Information

Total Levy Month	FY 15-16 \$313,900 Collected	FY 16-17 \$313,900 Collected	FY 17-18 \$333,290 Collected	FY 18-19 \$333,290 Collected	FY 19-20 \$366,547 Collected	FY 20-21 \$400,000 Collected
July	\$2,501	\$1,423	\$1,630	\$1,238	\$1,475	\$2,769
%	0.797%	0.453%	0.489%	0.371%	0.403%	0.692%
% To Date	0.7966%	0.4533%	0.4891%	0.3715%	0.4025%	0.6923%
August	\$1,456	\$661	\$554	\$707	\$653	\$662
%	0.464%	0.211%	0.166%	0.212%	0.178%	0.166%
% To Date	1.2606%	0.6638%	0.6553%	0.5835%	0.5806%	0.8579%
September	\$26,332	\$8,777	\$12,654	\$3,182	\$1,853	\$879
%	8.389%	2.796%	3.797%	0.955%	0.505%	0.220%
% To Date	9.6492%	3.4600%	4.4520%	1.5382%	1.0861%	1.0777%
October	\$97,909	\$86,411	\$93,081	\$139,813	\$107,270	\$160,480
%	31.191%	27.528%	27.928%	41.949%	29.265%	40.120%
% To Date	40.8405%	30.9881%	32.3799%	43.4877%	30.3510%	41.1979%
November	\$43,410	\$75,219	\$74,651	\$59,861	\$30,666	\$0
%	13.8292%	23.9628%	22.3983%	17.9606%	8.3663%	0.0000%
% To Date	54.6697%	54.9510%	54.7782%	61.4483%	38.7172%	41.1979%
December	\$20,201	\$24,923	\$21,663	\$25,413	\$112,035	\$0
%	6.4354%	7.9398%	6.4997%	7.6250%	30.5650%	0.0000%
% To Date	61.1052%	62.8907%	61.2779%	69.0733%	69.2822%	41.1979%
January	\$10,565	\$11,762	\$16,138	\$11,149	\$11,446	\$0
%	3.3658%	3.7471%	4.8420%	3.3450%	3.1227%	0.0000%
% To Date	64.4710%	66.6378%	66.1199%	72.4183%	72.4049%	41.1979%
February	\$7,946	\$8,291	\$8,056	\$7,409	\$10,419	\$0
%	2.531%	2.641%	2.417%	2.223%	2.842%	0.000%
% To Date	67.0024%	69.2790%	68.5368%	74.6413%	75.2473%	41.1979%
March	\$12,018	\$12,638	\$12,174	\$13,713	\$13,361	\$0
%	3.8286%	4.0263%	3.6528%	4.1143%	3.6452%	0.0000%
% To Date	70.8310%	73.3052%	72.1897%	78.7556%	78.8925%	41.1979%
April	\$35,416	\$62,586	\$63,209	\$79,859	\$85,315	\$0
%	11.2825%	19.9382%	18.9651%	23.9607%	23.2754%	0.0000%
% To Date	82.1134%	93.2434%	91.1548%	102.7164%	102.1679%	41.1979%
May	\$51,376	\$23,662	\$23,731	\$18,881	\$21,832	\$0
%	16.3671%	7.5381%	7.1201%	5.6650%	5.9561%	0.0000%
% To Date	98.4805%	100.7815%	98.2749%	108.3813%	108.1240%	41.1979%
June	\$6,266	\$4,682	\$5,094	\$5,726	\$4,474	\$0
%	1.9962%	1.4917%	1.5285%	1.7181%	1.2206%	0.0000%
% To Date	100.4767%	102.2732%	99.8034%	110.0995%	109.3446%	41.1979%
TOTALS	\$315,396	\$321,035	\$332,635	\$366,951	\$400,799	\$164,791
Delinquency	-0.4767%	-2.2732%	0.1966%	-10.0995%	-9.3446%	58.8021%
	100.0000%	100.0000%	100.0000%	100.0000%	100.0000%	100.0000%



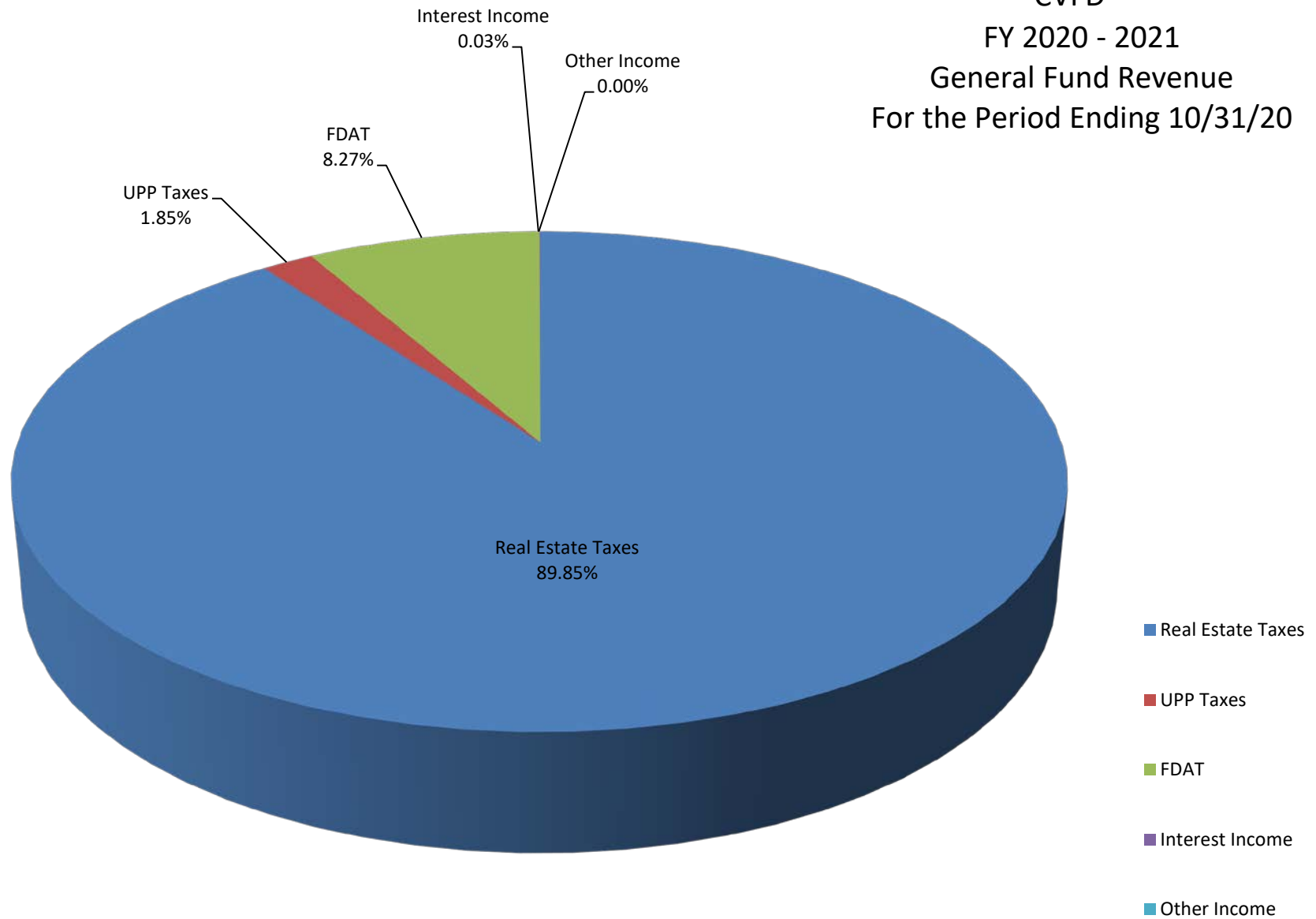
2020 - 2021 Cash Flow by Month : OCTOBER

	Actual				Projected							
	July	Aug.	Sept.	Oct.	Nov.	Dec.	Jan.	Feb.	March	April	May	June
Revenues:												
Taxes	42,316	15,526	8,143	1,780,309	374,770	374,770	374,770	374,770	374,770	374,770	374,770	374,770
FDAT	2,769	662	879	160,480	33,333	33,333	33,333	33,333	33,333	33,333	33,333	33,333
Interest Income	70	13	-	577	-	-	-	-	-	-	-	-
Other Income	-	-	-	-	167	167	167	167	167	167	167	167
RevenueTotals:	45,156	16,202	9,022	1,941,366	408,270	408,270	408,270	408,270	408,270	408,270	408,270	408,270
Expenditures:												
Audit/Accounting, Election, Legal, Fire Board Expenses	270	-	-	248	3,208	3,208	3,208	3,208	3,208	3,208	3,208	3,208
Contingency	-	-	-	-	-	-	-	-	-	-	-	-
Fire Authority Funding	57,128	45,156	16,202	9,022	405,061	405,061	405,061	405,061	405,061	405,061	405,061	405,061
Miscellaneous	-	-	-	-	-	-	-	-	-	-	-	-
ExpenditureTotals:	57,398	45,156	16,202	9,270	408,270	408,270	408,270	408,270	408,270	408,270	408,270	408,270
 Monthly Net Cash	 (12,242)	 (28,955)	 (7,179)	 1,932,096	 0	 0	 0	 0	 0	 0	 0	 0
 Cumulative Net Cash	 7,758	 (21,197)	 (28,376)	 1,903,720								
 Cash Balance (\$20,000 Carryover)	 20,000	 (1,197)	 (29,573)	 1,874,147								

**CHINO VALLEY FIRE DISTRICT
REVENUE GRAPH DATA**

	October, 2020	YTD	
	Revenue	Budget	%
Real Estate Taxes	\$ 1,744,469	\$ 4,497,237	89.85
UPP Taxes	\$ 35,841	\$ -	1.85
FDAT	\$ 160,480	\$ 400,000	8.27
Interest Income	\$ 577	\$ -	0.03
Other Income	\$ -	\$ 2,000	0.00
TOTALS:	\$ 1,941,366	\$ 4,899,237	100.00

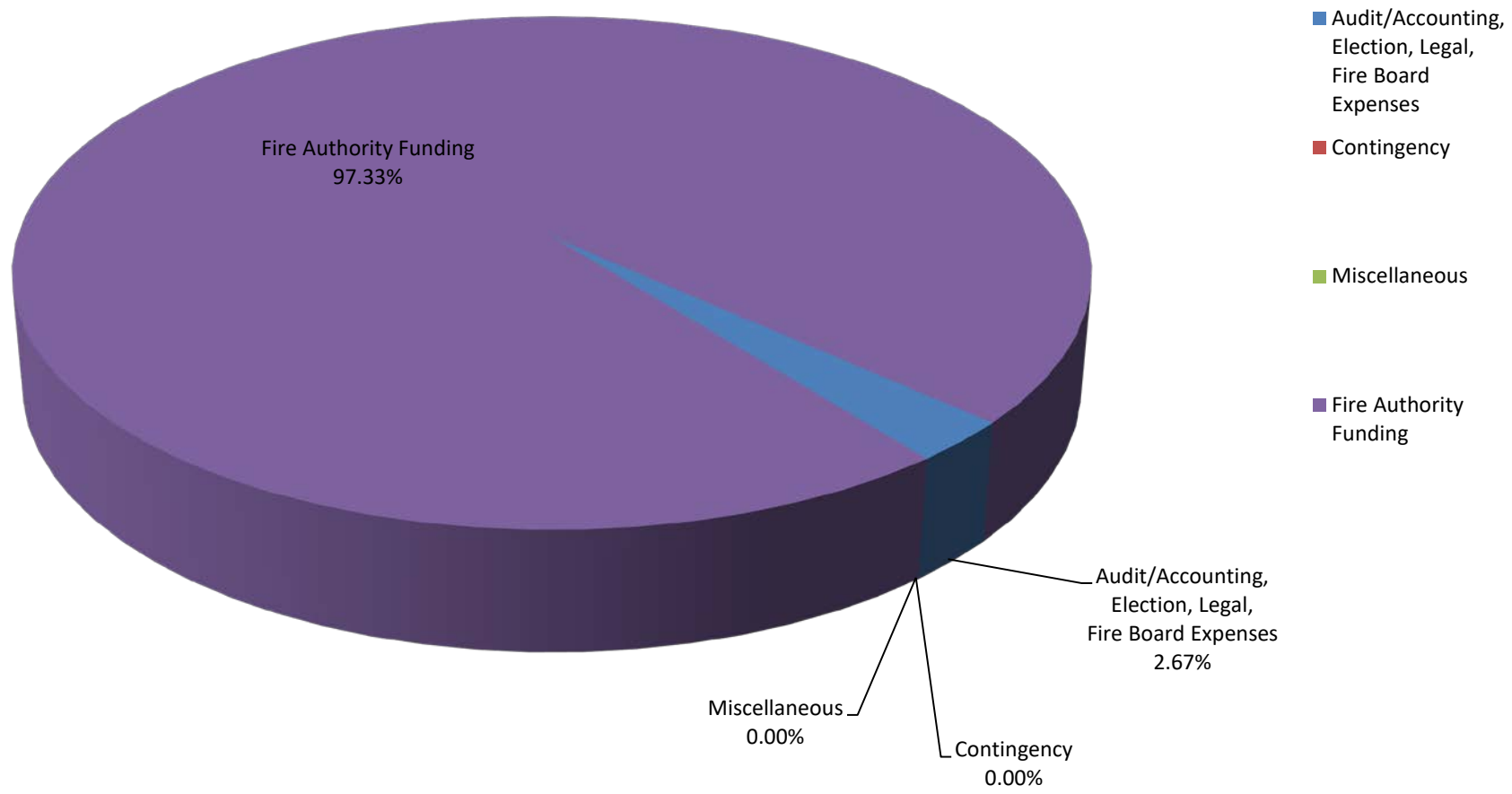
CVFD
FY 2020 - 2021
General Fund Revenue
For the Period Ending 10/31/20



**CHINO VALLEY FIRE DISTRICT
EXPENSE GRAPH DATA**

	October, 2020	YTD	
	Revenue	Budget	%
Audit/Accounting, Election, Legal, Fire Board Expenses	\$ 248	\$ 38,500	2.67
Contingency	\$ -	\$ 20,000	-
Miscellaneous	\$ -	\$ -	-
Fire Authority Funding	\$ 9,022	\$ 4,860,737	97.33
TOTALS:	\$ 9,270	\$ 4,919,237	100.00

CVFD
FY 2020 - 2021
General Fund Expenditures
For the Period Ending 10/31/20



CHINO VALLEY FIRE DISTRICT
GENERAL FUND - OCTOBER, 2020

Real Estate Taxes:	\$	1,797,118.50
UPP Taxes:	\$	35,840.55
FDAT:	\$	160,480.49
Interest Received:	\$	576.53
Other:	\$	-

TOTAL:	\$	1,994,016.07
--------	----	--------------

Transferred to CAFMA:	\$	9,022.38
-----------------------	----	----------



Yavapai County Treasurer

Monthly Statement

Date Range: 10/1/2020 to 10/31/2020

Chino Valley Fire Dist GF
Fund: 6065540000



Yavapai County Treasurer

Monthly Statement

Date Range: 10/1/2020 to 10/31/2020

Account	Period	YTD		
6065540000	Chino Valley Fire Dist GF			
Begin Balance:	124,328.77	172,704.65		
Income:	1,994,016.07 ✓	2,064,396.32		
LOC Advance:	.00	.00		
Expense:	(61,919.84)	(180,675.97)	LOC:	.00
LOC Payments:	.00	.00	Warrants Outstanding:	.00
Cash Balance:	2,056,425.00	2,056,425.00	End:	2,056,425.00

Monthly Statement Summary

Source Code	Description		MTDAmount	YTDAmount
6065540000	Chino Valley Fire Dist GF	Beginning Balance:	124,328.77	172,704.65
11100.2017	2017 Real Estate Taxes		.00	6.75
11100.2018	2018 Real Estate Taxes		2.44	2.44
11100.2019	2019 Real Estate Taxes		7,914.15	63,025.09
11100.2020	2020 Real Estate Taxes		1,789,201.91	1,792,344.29
12100.2014	2014 Personal Property Taxes		3.48	18.20
12100.2016	2016 Personal Property Taxes		.00	67.21
12100.2017	2017 Personal Property Taxes		.00	301.60
12100.2018	2018 Personal Property Taxes		41.49	1,705.04
12100.2019	2019 Personal Property Taxes		95.41	5,642.85
12100.2020	2020 Personal Property Taxes		35,700.17	35,831.31
37150.0	FDAT Distributions		160,480.49	164,791.44
38108.0	Interest on Investments Charles Schwab		172.36	222.44
38109.0	Interest on Investments St Treas		12.15	45.64
38113.0	Interest on Investments-Wells Fargo		392.02	392.02
91032.0	Warrants Redeemed		(247.50)	(517.50)
91702.0	Transfer out		(61,672.34)	(180,158.47)
		Ending Balance:	2,056,425.00	2,056,425.00

Monthly Statement Detail

Date	Notes	Doc #	Amount	C/D
6065540000	Chino Valley Fire Dist GF		Beginning Balance: 124,328.77	
11100.2018	2018 Real Estate Taxes		Source Code Total: 2.44	
10/16	Tax Distribution	0	2.44	C
11100.2019	2019 Real Estate Taxes		Source Code Total: 7,914.15	
10/01	Tax Distribution	0	603.30	C
10/01	Tax Distribution	0	128.12	C
10/01	Tax Distribution	0	149.08	C
10/02	Tax Distribution	0	271.71	C
10/05	Tax Distribution	0	87.10	C
10/05	Tax Distribution	0	50.52	C



Yavapai County Treasurer

Monthly Statement

Date Range: 10/1/2020 to 10/31/2020

10/06	Tax Distribution	0	77.38	C
10/06	Tax Distribution	0	348.52	C
10/07	Tax Distribution	0	40.86	C
10/07	Tax Distribution	0	72.18	C
10/07	Tax Distribution	0	61.46	C
10/08	Tax Distribution	0	237.77	C
10/09	Tax Distribution	0	104.81	C
10/13	Tax Distribution	0	481.04	C
10/14	Tax Distribution	0	62.65	C
10/15	Tax Distribution	0	277.26	C
10/15	Tax Distribution	0	59.87	C
10/15	Tax Distribution	0	293.22	C
10/19	Tax Distribution	0	246.98	C
10/20	Tax Distribution	0	127.83	C
10/20	Tax Distribution	0	45.99	C
10/21	Tax Distribution	0	75.64	C
10/22	Tax Distribution	0	659.79	C
10/23	Tax Distribution	0	47.29	C
10/26	Tax Distribution	0	9.24	C
10/27	Tax Distribution	0	58.59	C
10/27	Tax Distribution	0	240.53	C
10/28	Tax Distribution	0	2,264.16	C
10/28	Tax Distribution	0	59.08	C
10/28	Tax Distribution	0	190.82	C
10/29	Tax Distribution	0	321.39	C
10/29	Tax Distribution	0	33.40	C
10/29	Tax Distribution	0	1.27	C
10/30	Tax Distribution	0	125.30	C
11100.2020 2020 Real Estate Taxes			Source Code Total: 1,789,201.91	
10/01	Tax Distribution	0	812.35	C
10/01	Tax Distribution	0	374.55	C
10/01	Tax Distribution	0	150.10	C
10/01	Tax Distribution	0	823.00	C
10/02	Tax Distribution	0	413.98	C
10/02	Tax Distribution	0	578.98	C
10/02	Tax Distribution	0	658.51	C
10/05	Tax Distribution	0	1,420.74	C
10/05	Tax Distribution	0	2,316.50	C
10/05	Tax Distribution	0	2,258.21	C
10/05	Tax Distribution	0	2,614.12	C
10/05	Tax Distribution	0	2,742.25	C
10/06	Tax Distribution	0	993.89	C
10/06	Tax Distribution	0	16,136.12	C



Yavapai County Treasurer

Monthly Statement

Date Range: 10/1/2020 to 10/31/2020

10/06	Tax Distribution	0	1,719.68	C
10/06	Tax Distribution	0	3,598.32	C
10/06	Tax Distribution	0	1,033.30	C
10/07	Tax Distribution	0	1,070.59	C
10/07	Tax Distribution	0	10,266.01	C
10/07	Tax Distribution	0	7,373.86	C
10/07	Tax Distribution	0	2,916.56	C
10/07	Tax Distribution	0	1,028.01	C
10/08	Tax Distribution	0	1,472.73	C
10/08	Tax Distribution	0	10,671.50	C
10/08	Tax Distribution	0	16,812.35	C
10/08	Tax Distribution	0	8,730.57	C
10/08	Tax Distribution	0	2,152.62	C
10/09	Tax Distribution	0	807.41	C
10/09	Tax Distribution	0	1,334.93	C
10/09	Tax Distribution	0	1,246.02	C
10/09	Tax Distribution	0	9,071.50	C
10/09	Tax Distribution	0	9,359.07	C
10/09	Tax Distribution	0	6,514.49	C
10/12	Tax Distribution	0	1,458.63	C
10/12	Tax Distribution	0	2,287.86	C
10/12	Tax Distribution	0	8,854.34	C
10/12	Tax Distribution	0	10,124.02	C
10/12	Tax Distribution	0	2,058.37	C
10/12	Tax Distribution	0	3,973.85	C
10/13	Tax Distribution	0	11,306.95	C
10/13	Tax Distribution	0	3,269.33	C
10/13	Tax Distribution	0	3,803.08	C
10/13	Tax Distribution	0	7,021.20	C
10/13	Tax Distribution	0	7,246.44	C
10/14	Tax Distribution	0	1,394.22	C
10/14	Tax Distribution	0	5,245.13	C
10/14	Tax Distribution	0	(249.37)	C
10/14	Tax Distribution	0	14,134.08	C
10/14	Tax Distribution	0	15,548.86	C
10/14	Tax Distribution	0	6,899.70	C
10/14	Tax Distribution	0	2,286.31	C
10/15	Tax Distribution	0	7,527.90	C
10/15	Tax Distribution	0	89.73	C
10/15	Tax Distribution	0	8,538.75	C
10/15	Tax Distribution	0	11,006.42	C
10/15	Tax Distribution	0	12,267.86	C
10/15	Tax Distribution	0	917.32	C



Yavapai County Treasurer

Monthly Statement

Date Range: 10/1/2020 to 10/31/2020

10/16	Tax Distribution	0	222.03	C
10/16	Tax Distribution	0	7,362.17	C
10/16	Tax Distribution	0	935.94	C
10/16	Tax Distribution	0	513.03	C
10/16	Tax Distribution	0	11,750.35	C
10/16	Tax Distribution	0	3,510.54	C
10/16	Tax Distribution	0	4,005.45	C
10/19	Tax Distribution	0	7,651.08	C
10/19	Tax Distribution	0	379.14	C
10/19	Tax Distribution	0	10,745.59	C
10/19	Tax Distribution	0	4,981.11	C
10/19	Tax Distribution	0	11,638.74	C
10/19	Tax Distribution	0	2,044.72	C
10/20	Tax Distribution	0	267.32	C
10/20	Tax Distribution	0	4,905.89	C
10/20	Tax Distribution	0	63,390.73	C
10/20	Tax Distribution	0	927.97	C
10/20	Tax Distribution	0	15,374.27	C
10/20	Tax Distribution	0	9,992.58	C
10/20	Tax Distribution	0	2,110.23	C
10/20	Tax Distribution	0	4,180.86	C
10/21	Tax Distribution	0	50.86	C
10/21	Tax Distribution	0	2,487.57	C
10/21	Tax Distribution	0	120,431.03	C
10/21	Tax Distribution	0	(550.75)	C
10/21	Tax Distribution	0	7,895.62	C
10/21	Tax Distribution	0	9,291.96	C
10/21	Tax Distribution	0	5,253.65	C
10/21	Tax Distribution	0	2,122.23	C
10/22	Tax Distribution	0	1,803.26	C
10/22	Tax Distribution	0	56,260.53	C
10/22	Tax Distribution	0	674.46	C
10/22	Tax Distribution	0	26,068.29	C
10/22	Tax Distribution	0	5,618.84	C
10/22	Tax Distribution	0	2,555.83	C
10/22	Tax Distribution	0	4,367.08	C
10/23	Tax Distribution	0	4,926.23	C
10/23	Tax Distribution	0	32,176.33	C
10/23	Tax Distribution	0	2,325.44	C
10/23	Tax Distribution	0	19,947.59	C
10/23	Tax Distribution	0	5,050.75	C
10/23	Tax Distribution	0	3,398.11	C
10/23	Tax Distribution	0	946.43	C



Yavapai County Treasurer

Monthly Statement

Date Range: 10/1/2020 to 10/31/2020

10/26	Tax Distribution	0	2,143.66	C
10/26	Tax Distribution	0	817.15	C
10/26	Tax Distribution	0	13,811.69	C
10/26	Tax Distribution	0	5,380.28	C
10/26	Tax Distribution	0	8,276.02	C
10/26	Tax Distribution	0	7,798.29	C
10/27	Tax Distribution	0	1,828.07	C
10/27	Tax Distribution	0	8,195.50	C
10/27	Tax Distribution	0	11,995.23	C
10/27	Tax Distribution	0	5,487.64	C
10/27	Tax Distribution	0	13,371.27	C
10/28	Tax Distribution	0	7,518.05	C
10/28	Tax Distribution	0	202,282.56	C
10/28	Tax Distribution	0	668.27	C
10/28	Tax Distribution	0	16,072.71	C
10/28	Tax Distribution	0	6,751.40	C
10/28	Tax Distribution	0	5,967.10	C
10/28	Tax Distribution	0	4,073.87	C
10/29	Tax Distribution	0	254.77	C
10/29	Tax Distribution	0	559.98	C
10/29	Tax Distribution	0	855.39	C
10/29	Tax Distribution	0	11,865.35	C
10/29	Tax Distribution	0	5,270.05	C
10/29	Tax Distribution	0	5,785.83	C
10/29	Tax Distribution	0	8,678.59	C
10/30	Tax Distribution	0	382.32	C
10/30	Tax Distribution	0	952.46	C
10/30	Tax Distribution	0	642,914.56	C
10/30	Tax Distribution	0	977.70	C
10/30	Tax Distribution	0	14,221.63	C
10/30	Tax Distribution	0	3,980.20	C
10/30	Tax Distribution	0	9,848.76	C
10/30	Tax Distribution	0	3,740.68	C
12100.2014 2014 Personal Property Taxes			Source Code Total: 3.48	
10/21	Tax Distribution	0	3.48	C
12100.2018 2018 Personal Property Taxes			Source Code Total: 41.49	
10/06	Tax Distribution	0	35.02	C
10/29	Tax Distribution	0	6.47	C
12100.2019 2019 Personal Property Taxes			Source Code Total: 95.41	
10/30	Tax Distribution	0	95.41	C
12100.2020 2020 Personal Property Taxes			Source Code Total: 35,700.17	
10/01	Tax Distribution	0	123.92	C
10/05	Tax Distribution	0	7.54	C



Yavapai County Treasurer

Monthly Statement

Date Range: 10/1/2020 to 10/31/2020

10/05	Tax Distribution	0	23.37	C
10/05	Tax Distribution	0	29.56	C
10/05	Tax Distribution	0	194.35	C
10/05	Tax Distribution	0	13.32	C
10/06	Tax Distribution	0	1,415.21	C
10/06	Tax Distribution	0	124.18	C
10/07	Tax Distribution	0	309.34	C
10/07	Tax Distribution	0	276.24	C
10/07	Tax Distribution	0	268.12	C
10/08	Tax Distribution	0	255.77	C
10/08	Tax Distribution	0	30.68	C
10/08	Tax Distribution	0	136.99	C
10/09	Tax Distribution	0	105.45	C
10/09	Tax Distribution	0	773.99	C
10/09	Tax Distribution	0	87.00	C
10/12	Tax Distribution	0	65.48	C
10/12	Tax Distribution	0	180.79	C
10/12	Tax Distribution	0	82.69	C
10/12	Tax Distribution	0	218.40	C
10/12	Tax Distribution	0	60.41	C
10/13	Tax Distribution	0	354.20	C
10/13	Tax Distribution	0	277.20	C
10/13	Tax Distribution	0	124.95	C
10/14	Tax Distribution	0	100.92	C
10/14	Tax Distribution	0	469.10	C
10/14	Tax Distribution	0	303.17	C
10/14	Tax Distribution	0	225.44	C
10/14	Tax Distribution	0	16.54	C
10/14	Tax Distribution	0	67.20	C
10/15	Tax Distribution	0	251.89	C
10/15	Tax Distribution	0	311.62	C
10/15	Tax Distribution	0	717.56	C
10/15	Tax Distribution	0	14.20	C
10/16	Tax Distribution	0	229.29	C
10/16	Tax Distribution	0	115.59	C
10/16	Tax Distribution	0	95.90	C
10/16	Tax Distribution	0	348.38	C
10/16	Tax Distribution	0	101.11	C
10/19	Tax Distribution	0	9.11	C
10/19	Tax Distribution	0	341.19	C
10/19	Tax Distribution	0	285.25	C
10/19	Tax Distribution	0	721.81	C
10/20	Tax Distribution	0	204.91	C



Yavapai County Treasurer

Monthly Statement

Date Range: 10/1/2020 to 10/31/2020

10/20	Tax Distribution	0	1,349.24	C
10/20	Tax Distribution	0	332.89	C
10/20	Tax Distribution	0	19.65	C
10/20	Tax Distribution	0	20.31	C
10/20	Tax Distribution	0	92.27	C
10/21	Tax Distribution	0	27.36	C
10/21	Tax Distribution	0	4,999.28	C
10/21	Tax Distribution	0	(9.80)	C
10/21	Tax Distribution	0	329.08	C
10/21	Tax Distribution	0	448.57	C
10/21	Tax Distribution	0	1,486.63	C
10/22	Tax Distribution	0	105.86	C
10/22	Tax Distribution	0	3,561.57	C
10/22	Tax Distribution	0	151.79	C
10/22	Tax Distribution	0	745.41	C
10/22	Tax Distribution	0	205.35	C
10/23	Tax Distribution	0	277.43	C
10/23	Tax Distribution	0	244.16	C
10/23	Tax Distribution	0	570.77	C
10/23	Tax Distribution	0	412.36	C
10/23	Tax Distribution	0	155.19	C
10/23	Tax Distribution	0	103.97	C
10/26	Tax Distribution	0	277.44	C
10/26	Tax Distribution	0	603.37	C
10/26	Tax Distribution	0	327.61	C
10/26	Tax Distribution	0	204.18	C
10/26	Tax Distribution	0	252.07	C
10/27	Tax Distribution	0	130.34	C
10/27	Tax Distribution	0	252.53	C
10/27	Tax Distribution	0	933.74	C
10/27	Tax Distribution	0	665.54	C
10/27	Tax Distribution	0	180.40	C
10/28	Tax Distribution	0	305.11	C
10/28	Tax Distribution	0	1,886.94	C
10/28	Tax Distribution	0	510.50	C
10/28	Tax Distribution	0	240.89	C
10/28	Tax Distribution	0	216.04	C
10/28	Tax Distribution	0	582.60	C
10/29	Tax Distribution	0	127.35	C
10/29	Tax Distribution	0	322.61	C
10/29	Tax Distribution	0	24.97	C
10/29	Tax Distribution	0	22.71	C
10/30	Tax Distribution	0	11.44	C



Yavapai County Treasurer

Monthly Statement

Date Range: 10/1/2020 to 10/31/2020

10/30	Tax Distribution	0	13.82	C
10/30	Tax Distribution	0	46.71	C
10/30	Tax Distribution	0	821.30	C
10/30	Tax Distribution	0	286.45	C
10/30	Tax Distribution	0	316.91	C
10/30	Tax Distribution	0	37.93	C
37150.0 FDAT Distributions			Source Code Total: 160,480.49	
10/01	Fire Dist Assistance Tax 0.144320	0	565.07	C
10/02	Fire Dist Assistance Tax 0.144320	0	413.77	C
10/05	Fire Dist Assistance Tax 0.144320	0	1,538.54	C
10/06	Fire Dist Assistance Tax 0.144320	0	1,972.68	C
10/07	Fire Dist Assistance Tax 0.144320	0	2,073.56	C
10/08	Fire Dist Assistance Tax 0.144320	0	2,929.87	C
10/09	Fire Dist Assistance Tax 0.144320	0	3,474.46	C
10/12	Fire Dist Assistance Tax 0.144320	0	3,167.97	C
10/13	Fire Dist Assistance Tax 0.144320	0	2,203.98	C
10/14	Fire Dist Assistance Tax 0.144320	0	4,310.78	C
10/15	Fire Dist Assistance Tax 0.144320	0	4,243.78	C
10/16	Fire Dist Assistance Tax 0.144320	0	3,157.44	C
10/19	Fire Dist Assistance Tax 0.144320	0	4,452.53	C
10/20	Fire Dist Assistance Tax 0.144320	0	9,763.14	C
10/21	Fire Dist Assistance Tax 0.144320	0	18,236.89	C
10/22	Fire Dist Assistance Tax 0.144320	0	10,501.75	C
10/23	Fire Dist Assistance Tax 0.144320	0	5,812.16	C
10/26	Fire Dist Assistance Tax 0.144320	0	3,791.50	C
10/27	Fire Dist Assistance Tax 0.144320	0	4,509.86	C
10/28	Fire Dist Assistance Tax 0.144320	0	27,840.41	C
10/29	Fire Dist Assistance Tax 0.144320	0	2,643.18	C
10/30	Fire Dist Assistance Tax 0.144320	0	42,877.17	C
38108.0 Interest on Investments Charles Schwab			Source Code Total: 172.36	
10/27	Investment Interest	0	172.36	C
38109.0 Interest on Investments St Treas			Source Code Total: 12.15	
10/05	Investment Interest	0	8.38	C
10/19	Investment Interest	0	3.77	C
38113.0 Interest on Investments-Wells Fargo			Source Code Total: 392.02	
10/27	Investment Interest	0	143.32	C
10/27	Investment Interest	0	248.70	C
91032.0 Warrants Redeemed			Source Code Total: (247.50)	
10/27	Paid Warrants	0	(247.50)	D
91702.0 Transfer out			Source Code Total: (61,672.34)	
10/21	Transfer per request from KB 10/21/20	0	(9,022.38)	D
10/29	Solar Rebate Transfer	0	(23,949.27)	D
10/29	Solar Rebate Transfer half	0	(23,949.27)	D



Yavapai County Treasurer

Monthly Statement

Date Range: 10/1/2020 to 10/31/2020

10/30	Solar rebate transfer correction from 10/29/20	0	(4,751.42)	D		
6065540000 Chino Valley Fire Dist GF			Ending Balance: 2,056,425.00			
Warrant Detail						
Payee Name		Warrant	Amount	Issue Dt	Status Dt	Voucher
6065540000 Chino Valley Fire Dist GF			Account Total: 247.50			
Fund: 0655			Fund Total: 247.50			
Status: PAID			Status Total: 247.50			
/		0706550019	247.50	10/05/20	10/27/20	
		Count	Amount			
Total PAID:		1	247.50			



YAVAPAI COUNTY TREASURER

1015 Fair Street
Prescott, AZ 86305
www.yavapai.us
(928) 771-3233
Fax (928) 771-3390

Chip Davis
Treasurer

Jessee Porter
Chief Deputy

September 24, 2020

Central Yavapai Fire District / Chino Valley Fire District
8603 E Eastridge Drive
Prescott Valley, AZ 86314

Due to recently passed legislation by Arizona State Legislature (HB 2493) the Treasurer's Office is required to adjust your districts, or entities account.

In 2015 the AZ State Department of Revenue made the decision that leased solar panels would need to be taxed as centrally assessed property because the fed electricity into buildings and into the APS grid, thus making them a solar power plant. The solar companies sued, and the state lost the argument that they were solar power plants, but the tax court did determine that their panels could be taxed as personal property of the solar companies.

Yavapai County was then directed by the Department of Revenue to tax the solar companies at the local level for the personal property tax, which we did. The solar companies again sued claiming they were exempt from taxation. Knowing they were likely to lose this claim, they approached our elected legislators whom in turn drafted and passed legislation minimizing their tax liability and making it retroactive back to 2015. We now have to go back and refund, from the affected districts, the solar panel personal property tax, starting with the year 2015.

We are sorry to inform you of this action, but we must be as transparent and informative of all issues pertaining to your account.

Sincerely,

Chip Davis
Treasurer
Yavapai County Treasurer's Office

Chino Valley Fire District
Bank Reconciliation Summary
For the Bank Statement ending: 10/31/2020

BANK CONTROL ID: GEN - GENERAL FUND		DESC: GENERAL FUND	ACCOUNT NO: 00000000000000
	Beginning Balance:	10/01/20	\$124,328.77
	Deposits and Credits:		\$1,994,016.07
	Checks and Charges:		(\$61,919.84)
	Adjustments:		\$0.00
	Ending Balance Per Reconciliation:		\$2,056,425.00
	Ending Balance Per Bank Statement:	10/31/20	\$2,056,425.00
	* Outstanding Deposits and Credits:	10/31/20	\$0.00
	* Outstanding Checks and Charges:	10/31/20	\$0.00
	Ending Book Balance:	10/31/20	\$2,056,425.00

* Outstanding amounts are all outstanding credits and charges dated prior or equal to the Reconciliation date.

Chino Valley Fire District
BR Checks and Charges Cleared
For the Bank Statement ending: 10/31/20

GEN		General Fund			0000000000000000	
Date	Document	Description	Module	Company	Amount	
10/05/20	706550019	Nicolas J. Cornelius	AP	CHINOV	\$247.50	
10/31/20	Cash With Yav Cty	Fire Authority Funding October	GL	CHINOV	\$9,022.38	
10/31/20	Cash With Yav Cty	GF County Correction - Solar R	GL	CHINOV	\$52,649.96	
TOTAL CHECKS AND CHARGES CLEARED:					\$61,919.84	

Chino Valley Fire District
BR Checks and Charges Outstanding
For the Bank Statement ending:

<u>Date</u>	<u>Document</u>	<u>Description</u>	<u>Module</u>	<u>Company</u>	<u>Amount</u>
-------------	-----------------	--------------------	---------------	----------------	---------------

TOTAL CHECKS AND CHARGES OUTSTANDING:

Chino Valley Fire District
BR Deposits and Credits Cleared
For the Bank Statement ending: 10/31/20

GEN		General Fund			0000000000000000
Date	Document	Description	Module	Company	Amount
10/31/20	Cash With Yav Cty	GF Tax and Interest Revenue Oc	GL	CHINOV	\$1,994,016.07
TOTAL DEPOSITS AND CREDITS CLEARED:					\$1,994,016.07

Chino Valley Fire District
BR Deposits and Credits Outstanding
For the Bank Statement ending:

Date	Document	Description	Module	Company	Amount
------	----------	-------------	--------	---------	--------

TOTAL DEPOSITS AND CREDITS OUTSTANDING:

Chino Valley Fire District
Bank Reconciliation Register

Document Number	Date	BR Status	Void?	Description	Date Cleared	Amount
-----------------	------	-----------	-------	-------------	--------------	--------

MODULE: CHECKS FROM ACCOUNTS PAYABLE

BANK CONTROL ID: GEN - GENERAL FUND

706550019	10/05/20	Marked	No	Nicolas J. Cornelius	11/17/20	\$247.50
SUB TOTAL FOR BANK:						\$247.50
TOTAL FOR MODULE:						\$247.50

MODULE: JOURNAL ENTRIES FROM GENERAL LEDGER

BANK CONTROL ID: GEN - GENERAL FUND

Cash With Yav Cty	10/31/20	Marked	No	Fire Authority Funding October	11/17/20	\$9,022.38
Cash With Yav Cty	10/31/20	Marked	No	GF Tax and Interest Revenue Oc	11/17/20	\$1,994,016.07
Cash With Yav Cty	10/31/20	Marked	No	GF County Correction - Solar R	11/17/20	\$52,649.96
SUB TOTAL FOR BANK:						\$2,055,688.41
TOTAL FOR MODULE:						\$2,055,688.41

Chino Valley Fire District
BR Adjustments Report
For the Bank Statement ending:

Date	Document	Description	GL Account	Offset Amt	Adj. Amt
------	----------	-------------	------------	------------	----------

DOCUMENT:

ADJUSTMENT DOCUMENT " TOTAL:

TOTAL FOR ALL ADJUSTMENTS:

11/17/20
4:46:34 PM

Chino Valley Fire District
Income Statement
(Original Budget to Actual Comparison)
For the period of 10/1/2020 Through 10/31/2020

Fund: (10) General Fund

	Account	Current Period				Year To Date			
		Actual	Budget	Variance	%	Actual	Budget	Variance	%
<u>Revenues</u>									
Real Estate Tax	10400000000	\$1,744,468.54	\$0.00	\$1,744,468.54	0.0%	\$1,802,728.61	\$4,497,237.00	\$(2,694,508.39)	(59.9)%
Personal Property Tax	10410000000	35,840.55	0.00	35,840.55	0.0	43,566.21	0.00	43,566.21	0.0
Fire District Assistance Tax	10420000000	160,480.49	0.00	160,480.49	0.0	164,791.44	400,000.00	(235,208.56)	(58.8)
Interest Income-General Fund	10490000000	576.53	0.00	576.53	0.0	660.10	0.00	660.10	0.0
Rebates/Refunds	10500000000	0.00	0.00	0.00	0.0	0.00	2,000.00	(2,000.00)	(100.0)
Net Revenues		\$1,941,366.11	\$0.00	\$1,941,366.11	0.0 %	\$2,011,746.36	\$4,899,237.00	\$(2,887,490.64)	(58.9)%
<u>Program Expenses</u>									
Fire Authority Funding	10670010000	\$9,022.38	\$0.00	\$(9,022.38)	0.0%	\$127,508.51	\$4,860,737.00	\$4,733,228.49	97.4%
Total Program Expenses		\$9,022.38	\$0.00	\$(9,022.38)	0.0 %	\$127,508.51	\$4,860,737.00	\$4,733,228.49	97.4 %
<u>Fund Raising Expenses</u>									
Audit & Accounting	10640010000	\$0.00	\$0.00	\$0.00	0.0%	\$0.00	\$7,500.00	\$7,500.00	100.0%
Other Prof Services/Admin	10640510000	0.00	0.00	0.00	0.0	0.00	25,000.00	25,000.00	100.0
Legal Services - Routine	10641010000	247.50	0.00	(247.50)	0.0	517.50	5,000.00	4,482.50	89.7
Fire Board Expenses	10644110000	0.00	0.00	0.00	0.0	0.00	1,000.00	1,000.00	100.0
Total Fund Raising Expenses		\$247.50	\$0.00	\$(247.50)	0.0 %	\$517.50	\$38,500.00	\$37,982.50	98.7 %
Total Expenses		\$9,269.88		\$(9,269.88)		\$128,026.01	\$4,899,237.00	\$4,771,210.99	97.4%
Net Income (Loss)		\$1,932,096.23	\$0.00	\$1,932,096.23	0.0%	\$1,883,720.35	\$0.00	\$1,883,720.35	0.0%

11/17/20
4:46:49 PM

Chino Valley Fire District

Balance Sheet

As of 10/31/2020

Fund: (10) General Fund

Assets

Current Assets

Cash with Yavapai County	\$2,056,425.00	
Taxes Receivable	139,760.13	
Total Current Assets		\$2,196,185.13
Total Assets		\$2,196,185.13

Liabilities and Net Assets

Current Liabilities

Accounts Payable	\$270.00	
Deferred Compensation (Prop Tax)	99,079.00	
CAFMA Accounts Payable	57,128.00	
Total Current Liabilities		\$156,477.00
Total Liabilities		\$156,477.00

Net Assets

Fund Balance	\$(3,943,030.55)	
Current Year Net Assets	1,883,720.35	
Total Net Assets		(2,059,310.20)
Total Liabilities and Net Assets		\$(1,902,833.20)

Chino Valley Fire District
GL Account Ledger - Detail By Period
10/1/2020 through 10/31/2020

Batch	Journal	Entry #	Date	Job	Document	Description	Debits	Credits	Balance
10.1100.0.0.000			CASH WITH YAVAPAI COUNTY						\$124,328.77
2129	CD	143576	10/05/20		706550019	Nicolas J. Cornelius - Cash Disbursement CORNIC	-	247.50	124,081.27
2133	GJ	143588	10/31/20		Cash With Yav Cty	Fire Authority Funding October, 2020	-	9,022.38	115,058.89
2139	GJ	143623	10/31/20		Cash With Yav Cty	GF Tax and Interest Revenue October 2020	1,994,016.07	-	2,109,074.96
2140	GJ	143631	10/31/20		Cash With Yav Cty	GF County Correction - Solar Rebate Trf	-	52,649.96	2,056,425.00
CASH WITH YAVAPAI COUNTY TOTALS:							\$1,994,016.07	\$61,919.84	\$2,056,425.00
TOTAL OF LEDGER:							\$1,994,016.07	\$61,919.84	\$2,056,425.00

Chino Valley Fire District
GL Trial Balance Worksheet
For The Period of 10/1/2020 through 10/31/2020

Account	Description	Balances				Adjustments
		Beginning	Debits	Credits	Ending	
10.1100.0.0.000	Cash with Yavapai County	\$124,328.77	\$1,994,016.07	\$61,919.84	\$2,056,425.00	
TOTALS:		<u>\$124,328.77</u>	<u>\$1,994,016.07</u>	<u>\$61,919.84</u>	<u>\$2,056,425.00</u>	

* Inactive accounts are marked and appear in grey.