

AGENDA

**Central Arizona Fire and Medical Authority
Central Yavapai Fire District Board of Directors
CY Regular Meeting
Thursday, December 17, 2020, 4:30 pm - 5:00 pm
Central Arizona Fire and Medical Authority, Administration, 8603 E. Eastridge Drive,
Prescott Valley**

NOTICE OF MEETING

Pursuant to A.R.S. § 38-431.02, notice is hereby given to the members of the Central Yavapai Fire District Board of Directors and the general public that the **Central Yavapai Fire District** will hold a meeting open to the public on **Thursday, December 17, 2020 at 4:30 p.m.** The meeting will be held at **Central Arizona Fire and Medical Authority, Administration, 8603 E. Eastridge Drive, Prescott Valley, Arizona.** The Board may vote to go into Executive Session on any agenda item, pursuant to A.R.S. §38-431.03(A)(3) for discussion and consultation for legal advice with the District's Attorney on matters as set forth in the agenda item. The following topics and any variables thereto, will be subject to Board consideration, discussion, approval, or other action. All items are set for possible action.

1. CALL TO ORDER / ROLL CALL OF BOARD MEMBERS
2. PLEDGE OF ALLEGIANCE
3. NEW BUSINESS
 - A. Motion, Discussion, and Action Regarding Election of Fire Board Chairperson and Clerk
 - B. Motion, Discussion, and Action Regarding Appointing One (1) Member to the Central Arizona Fire and Medical Authority Board

4. CALL TO THE PUBLIC

In accordance with A.R.S. §38-431.01(H) and as a matter of policy, the Central Yavapai Fire District Board has decided to allow public comments as time permits. Therefore, those wishing to address the Board regarding an issue within the jurisdiction of this public body may do so in an orderly manner that includes completing a Call to the Public Form and submitting it to staff for the record. If a written statement is being read, please provide a copy to ensure it is entered into the record accurately. Individuals will be limited to speak for three (3) minutes and Call to the Public shall not exceed 15 minutes per meeting.

5. CONSENT AGENDA

All matters listed under consent agenda are considered to be routine by the Central Yavapai Fire District Board and will be enacted by one motion. There will be no separate discussion on these items. Any item may be removed by a Board member and will be considered separately for motion, discussion, and action.

- A. Approve Regular Session Minutes - September 28, 2020
- B. Approve September 2020 General Fund Statements and Bond Debt Service Financials
- C. Approve October 2020 General Fund Statements and Bond Debt Service Financials
- D. Approve November 2020 General Fund Statements and Bond Debt Service Financials

- E. Approve Annexation and Resolution 2020-25, Fischer, 8825 N. Prescott Ridge Road, Parcel 401-01-128N

6. NEW BUSINESS CONTINUED

- A. Presentation, Discussion, and Acceptance of FY 2020 Audit Report as Presented by Henry & Horne
- B. Motion, Discussion, and Action Regarding Approval of Budget Development Schedule
- C. Discussion Regarding Board Meeting Locations

7. ADJOURNMENT

Disabled persons needing reasonable accommodations should call 928-772-7711 prior to the scheduled meeting.

MINUTES

**Central Arizona Fire and Medical Authority
Central Yavapai Fire District Board of Directors
CY Regular Meeting
Monday, September 28, 2020, 4:30 pm - 5:00 pm
Central Arizona Fire and Medical Authority, Administration, 8603 E. Eastridge Drive,
Prescott Valley.**

In-Person Attendance

Dane Beck; Darlene Packard; Dave Tharp; Jeff Wasowicz; Kathy Goodman;
Matt Zurcher; Scott A Freitag; Susanne Dixon

Remote Attendance

Nicolas Cornelius

Not In Attendance

Pete Gordon

NOTICE OF MEETING

Pursuant to A.R.S. § 38-431.02, notice is hereby given to the members of the Central Yavapai Fire District Board of Directors and the general public that the **Central Yavapai Fire District** will hold a meeting open to the public on **Monday, September 28, 2020 at 4:30 p.m.** The meeting will be held at **Central Arizona Fire and Medical Authority, Administration, 8603 E. Eastridge Drive, Prescott Valley, Arizona.** The Board may vote to go into Executive Session on any agenda item, pursuant to A.R.S. §38-431.03(A)(3) for discussion and consultation for legal advice with the District's Attorney on matters as set forth in the agenda item. The following topics and any variables thereto, will be subject to Board consideration, discussion, approval, or other action. All items are set for possible action.

1. CALL TO ORDER / ROLL CALL OF BOARD MEMBERS

Chair Zurcher called the meeting to order at 4:30 p.m.

2. PLEDGE OF ALLEGIANCE

Chair Zurcher led the Pledge of Allegiance.

3. CALL TO THE PUBLIC

In accordance with A.R.S. §38-431.01(H) and as a matter of policy, the Central Yavapai Fire District Board has decided to allow public comments as time permits. Therefore, those wishing to address the Board regarding an issue within the jurisdiction of this public body may do so in an orderly manner that includes completing a Call to the Public Form and submitting it to staff for the record. If a written statement is being read, please provide a copy to ensure it is entered into the record accurately. Individuals will be limited to speak for three (3) minutes and Call to the Public shall not exceed 15 minutes per meeting.

There were no public comments.

4. CONSENT AGENDA

All matters listed under consent agenda are considered to be routine by the Central Yavapai

Fire District Board and will be enacted by one motion. There will be no separate discussion on these items. Any item may be removed by a Board member and will be considered separately for motion, discussion and action.

- A. Approve Regular Session Minutes - June 22, 2020
- B. Approve Executive Session Minutes - June 22, 2020
- C. Approve June 2020 General Fund Statements and Bond Debt Service Financials
- D. Approve July 2020 General Fund Statements and Bond Debt Service Financials
- E. Approve August 2020 General Fund Statements and Bond Debt Service Financials
- F. Approve Annexation and Resolution 2020-24, Neary, 10950 N. Stray Horse Trail, Parcel 401-01-091B

Motion to approve the Consent Agenda.

Move: Darlene Packard Second: Dane Beck Status: Passed

Yes: Darlene Packard, Jeff Wasowicz, Matt Zurcher, Dane Beck

5. VOTE TO GO INTO EXECUTIVE SESSION

- A. Legal Advice Pursuant to A.R.S. §38-431.03(A)(3) and Instruction to District Legal Counsel Pursuant to A.R.S. §38-431.03(A)(4) Regarding Training Center Drainage

Attorney Cornelius stated that an Executive Session was not needed.

6. NEW BUSINESS

- A. Discussion and Possible Action Regarding Training Center Drainage

Attorney Cornelius updated the Board on the status of ACE Hardware, including that the Corps of Engineers has approved the plans and the pricing has been received from Fann. It is possible that construction may begin in the next four weeks.

- B. Motion, Discussion, and Action Related to Acceptance of Appointment Letter from Yavapai County Board of Supervisors for Central Yavapai Fire District Board Members

Chief Tharp explained if the Elections Department determines there are the same number of qualified applicants as number of open seats, they will cancel the election and appoint the members who ran. There were three applicants for three seats; those members will be sworn in sometime in December prior to the regularly scheduled meeting.

Motion to accept the appointment letter from the Yavapai County Board of Supervisors for Central Yavapai Fire District Board members.

Move: Darlene Packard Second: Dane Beck Status: Passed

Yes: Darlene Packard, Jeff Wasowicz, Matt Zurcher, Dane Beck

7. ADJOURNMENT

Motion to adjourn at 4:34 p.m.

Move: Dane Beck Second: Darlene Packard Status: Passed

Yes: Darlene Packard, Jeff Wasowicz, Matt Zurcher, Dane Beck

Disabled persons needing reasonable accommodations should call 928-772-7711 prior to the scheduled meeting.

DRAFT

The Central Yavapai Fire District Board of Directors have reviewed and approved the following financial documents to include Income Statements, Balance Sheets, and Bank Reconciliations with supporting documents, Revenue and Expenditure Graphs, and Cash Flow Projections in compliance with A.R.S. § 48-805, 807.

CYFD General Fund

CYFD Bond Debt Service

Fire Board Chairperson Date

Fire Board Clerk Date

Signature indicating approval on next page

CENTRAL YAVAPAI FIRE DISTRICT - GENERAL FUND
CHECK RECONCILIATION SEPTEMBER, 2020

Reconciliation:

Beginning Balance:	\$	793,469.87
Deposits:	\$	38,918.81
Transfer Out - Fire Authority:	\$	(30,617.28)
Disbursements:	\$	-
Interest Paid on Tax Roll Corrections:	\$	-
Fire District Deposit	\$	9,533.26
County Error: Trf Back In	\$	330.00
Ending Balance:	\$	811,634.66

Difference Between Balances: \$ -

Bank Statement Balance:

Balance Per Bank:	\$	811,634.66
Outstanding Checks:	\$	-
Outstanding Deposits:	\$	-

Ending Balance: \$ 811,634.66

G/L Ending Balance: \$ 811,634.66

\$ 811,634.66

Deposits Per Bank Statement:

Real Estate Taxes:	\$	36,868.31
Personal Property Taxes:	\$	1,171.28
Fire District Assistance Tax:	\$	879.22
Interest Income:	\$	-
Transfer to CAFMA:	\$	30,617.28
Fire District Deposits:	\$	9,533.26
Interest Paid on Tax Roll Corrections:	\$	-
County Error: Trf Back In	\$	330.00

Ending Balance: \$ 79,399.35

Bank Reconciliation Register:

Checks From Accounts Payable:	\$	-
Checks From Payroll:	\$	-
Prior Period Adjustment:		
Total Checks:	\$	-

Deposits From Accounts Receivable:	\$	9,533.26
Journal Entries From General Ledger:	\$	69,866.09
Outstanding Transfer:		
Outstanding Deposit:		

Ending Balance: \$ 79,399.35

Reconciliation Approved By:

Scott Freitag

Scott Freitag, Fire Chief

Digitally signed by Scott Freitag
Date: 2020.10.19 17:34:05 -07'00'

Reconciliation Reviewed By:

David Tharp

David Tharp, Assistant Chief of Administration

Digitally signed by David Tharp
Date: 2020.10.19 14:35:47 -07'00'

Reconciliation Prepared By:

Karen Butler

Karen Butler, Finance Specialist III

Digitally signed by Karen Butler
Date: 2020.10.13 13:00:22 -07'00'

CENTRAL YAVAPAI FIRE DISTRICT
General Fund Tax Collection Information

Total Levy Month	FY 15-16 \$13,284,318 Collected	FY 16-17 \$14,116,233 Collected	FY 17-18 \$16,282,904 Collected	FY 18-19 \$16,529,780 Collected	FY 19-20 \$17,960,663 Collected	FY 20-21 \$19,423,017 Collected
July	\$78,757	\$50,468	\$47,993	\$48,809	\$53,398	\$113,844
%	0.593%	0.358%	0.295%	0.295%	0.297%	0.586%
% To Date	0.5929%	0.3575%	0.2947%	0.2953%	0.2973%	0.5861%
August	\$33,291	\$26,519	\$25,442	\$29,028	\$18,645	\$21,440
%	0.251%	0.188%	0.156%	0.176%	0.104%	0.110%
% To Date	0.8435%	0.5454%	0.4510%	0.4709%	0.4011%	0.6965%
September	\$1,245,953	\$789,429	\$768,730	\$136,335	\$151,569	\$38,040
%	9.379%	5.592%	4.721%	0.825%	0.844%	0.196%
% To Date	10.2226%	6.1377%	5.1721%	1.2957%	1.2450%	0.8924%
October	\$4,753,774	\$3,589,494	\$6,179,209	\$6,735,649	\$7,842,869	\$0
%	35.785%	25.428%	37.949%	40.749%	43.667%	0.000%
% To Date	46.0074%	31.5659%	43.1211%	42.0442%	44.9119%	0.8924%
November	\$1,053,509	\$3,154,358	\$1,286,322	\$2,208,068	\$1,675,932	\$0
%	7.930%	22.346%	7.900%	13.358%	9.331%	0.000%
% To Date	53.9379%	53.9115%	51.0210%	55.4024%	54.2431%	0.8924%
December	\$847,617	\$896,697	\$987,194	\$1,064,960	\$1,336,392	\$0
%	6.3806%	6.3522%	6.0628%	6.4427%	7.4407%	0.0000%
% To Date	60.3185%	60.2637%	57.0837%	61.8450%	61.6837%	0.8924%
January	\$302,609	\$368,574	\$609,745	\$416,757	\$428,512	\$0
%	2.2779%	2.6110%	3.7447%	2.5212%	2.3858%	0.0000%
% To Date	62.5964%	62.8747%	60.8284%	64.3663%	64.0696%	0.8924%
February	\$351,342	\$394,891	\$350,747	\$328,790	\$452,992	\$0
%	2.6448%	2.7974%	2.1541%	1.9891%	2.5221%	0.0000%
% To Date	65.2412%	65.6721%	62.9825%	66.3554%	66.5917%	0.8924%
March	\$526,700	\$606,436	\$629,128	\$657,391	\$623,229	\$0
%	3.9648%	4.2960%	3.8637%	3.9770%	3.4700%	0.0000%
% To Date	69.2061%	69.9681%	66.8462%	70.3324%	70.0617%	0.8924%
April	\$3,444,316	\$3,343,070	\$3,414,235	\$3,987,889	\$4,164,352	\$0
%	25.9277%	23.6824%	20.9682%	24.1255%	23.1860%	0.0000%
% To Date	95.1337%	93.6506%	87.8145%	94.4579%	93.2476%	0.8924%
May	\$416,552	\$678,353	\$813,680	\$695,530	\$837,799	\$0
%	3.1357%	4.8055%	4.9971%	4.2077%	4.6646%	0.0000%
% To Date	98.2694%	98.4561%	92.8116%	98.6656%	97.9123%	0.8924%
June	\$200,523	\$183,806	\$187,184	\$220,679	\$201,547	\$0
%	1.5095%	1.3021%	1.1496%	1.3350%	1.1222%	0.0000%
% To Date	99.7789%	99.7582%	93.9612%	100.0006%	99.0344%	0.8924%
TOTALS	\$13,254,943	\$14,082,095	\$15,299,608	\$16,529,886	\$17,787,237	\$173,324
Delinquency	0.2211%	0.2418%	6.0388%	-0.0006%	0.9656%	99.1076%

CENTRAL YAVAPAI FIRE DISTRICT
FDAT Collection Information

Total Levy Month	FY 15-16 \$313,900 Collected	FY 16-17 \$313,900 Collected	FY 17-18 \$333,290 Collected	FY 18-19 \$333,290 Collected	FY 19-20 \$366,547 Collected	FY 20-21 \$400,000 Collected
July	\$2,501	\$1,423	\$1,630	\$1,238	\$1,475	\$2,769
%	0.797%	0.453%	0.489%	0.371%	0.403%	0.692%
% To Date	0.7966%	0.4533%	0.4890%	0.3715%	0.4025%	0.6923%
August	\$1,456	\$661	\$534	\$707	\$1,109	\$662
%	0.464%	0.211%	0.160%	0.212%	0.303%	0.166%
% To Date	1.2606%	0.6638%	0.6491%	0.5835%	0.7050%	0.8579%
September	\$26,332	\$8,777	\$12,654	\$3,182	\$7,941	\$879
%	8.389%	2.796%	3.797%	0.955%	2.166%	0.220%
% To Date	9.6492%	3.4600%	4.4456%	1.5383%	2.8713%	1.0777%
October	\$97,909	\$86,411	\$93,081	\$139,813	\$459,768	\$0
%	31.191%	27.528%	27.928%	41.949%	125.432%	0.000%
% To Date	40.8405%	30.9882%	32.3735%	43.4876%	128.3035%	1.0777%
November	\$43,410	\$75,219	\$74,651	\$59,861	\$128,454	\$0
%	13.8292%	23.9628%	22.3983%	17.9606%	35.0443%	0.0000%
% To Date	54.6697%	54.9510%	54.7717%	61.4482%	163.3478%	1.0777%
December	\$20,201	\$24,923	\$21,663	\$25,413	(\$344,794)	\$0
%	6.4354%	7.9398%	6.4997%	7.6250%	-94.0656%	0.0000%
% To Date	61.1051%	62.8908%	61.2715%	69.0732%	69.2822%	1.0777%
January	\$10,565	\$11,762	\$11,312	\$11,149	\$11,446	\$0
%	3.3658%	3.7471%	3.3939%	3.3450%	3.1227%	0.0000%
% To Date	64.4709%	66.6378%	64.6654%	72.4183%	72.4049%	1.0777%
February	\$7,946	\$8,291	\$8,056	\$7,409	\$10,419	\$0
%	2.531%	2.641%	2.417%	2.223%	2.842%	0.000%
% To Date	67.0023%	69.2790%	67.0825%	74.6413%	75.2473%	1.0777%
March	\$12,018	\$12,638	\$12,174	\$13,713	\$13,361	\$0
%	3.8284%	4.0261%	3.6528%	4.1143%	3.6452%	0.0000%
% To Date	70.8307%	73.3051%	70.7354%	78.7556%	78.8925%	1.0777%
April	\$35,416	\$62,586	\$63,209	\$79,859	\$85,315	\$0
%	11.2825%	19.9382%	18.9651%	23.9607%	23.2754%	0.0000%
% To Date	82.1132%	93.2433%	89.7005%	102.7163%	102.1679%	1.0777%
May	\$51,376	\$23,662	\$23,731	\$18,881	\$21,832	\$0
%	16.3671%	7.5381%	7.1201%	5.6650%	5.9561%	0.0000%
% To Date	98.4803%	100.7814%	96.8206%	108.3813%	108.1240%	1.0777%
June	\$6,266	\$4,682	\$5,094	\$5,726	\$4,474	\$0
%	1.9962%	1.4916%	1.5285%	1.7181%	1.2206%	0.0000%
% To Date	100.4765%	102.2729%	98.3491%	110.0994%	109.3446%	1.0777%
TOTALS	\$315,396	\$321,035	\$327,788	\$366,950	\$400,799	\$4,311
Delinquency	-0.4765%	-2.2729%	1.6509%	-10.0994%	-9.3446%	98.9223%
	100.0000%	100.0000%	100.0000%	100.0000%	100.0000%	100.0000%

FDAT amount currently under review with County Treasurer's Office

FDAT amount corrected in December 2019 by County Treasurer's Office



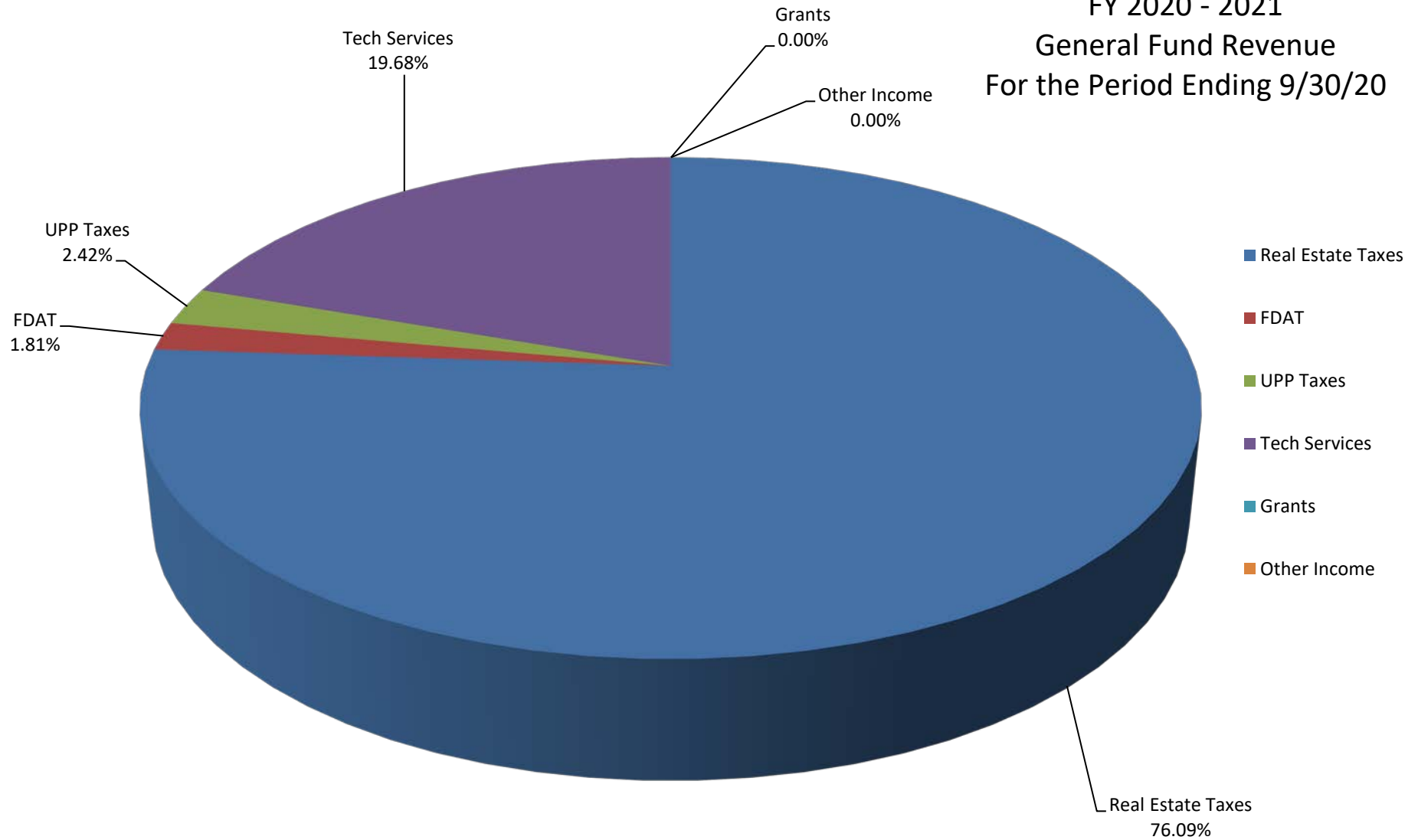
2020 - 2021 Cash Flow by Month : SEPTEMBER

[illegible]

**CENTRAL YAVAPAI FIRE DISTRICT
REVENUE GRAPH DATA**

	SEPTEMBER, 2020	YTD	
	Revenue	Budget	%
Real Estate Taxes	\$ 36,868	\$ 19,423,017	76.09
FDAT	\$ 879	\$ 400,000	1.81
UPP Taxes	\$ 1,171	\$ -	2.42
Tech Services	\$ 9,533	\$ 55,668	19.68
Grants	\$ -	\$ -	0.00
Other Income	\$ -	\$ -	0.00
TOTALS:	\$ 48,452	\$ 19,878,685	100.00

CYFD
FY 2020 - 2021
General Fund Revenue
For the Period Ending 9/30/20

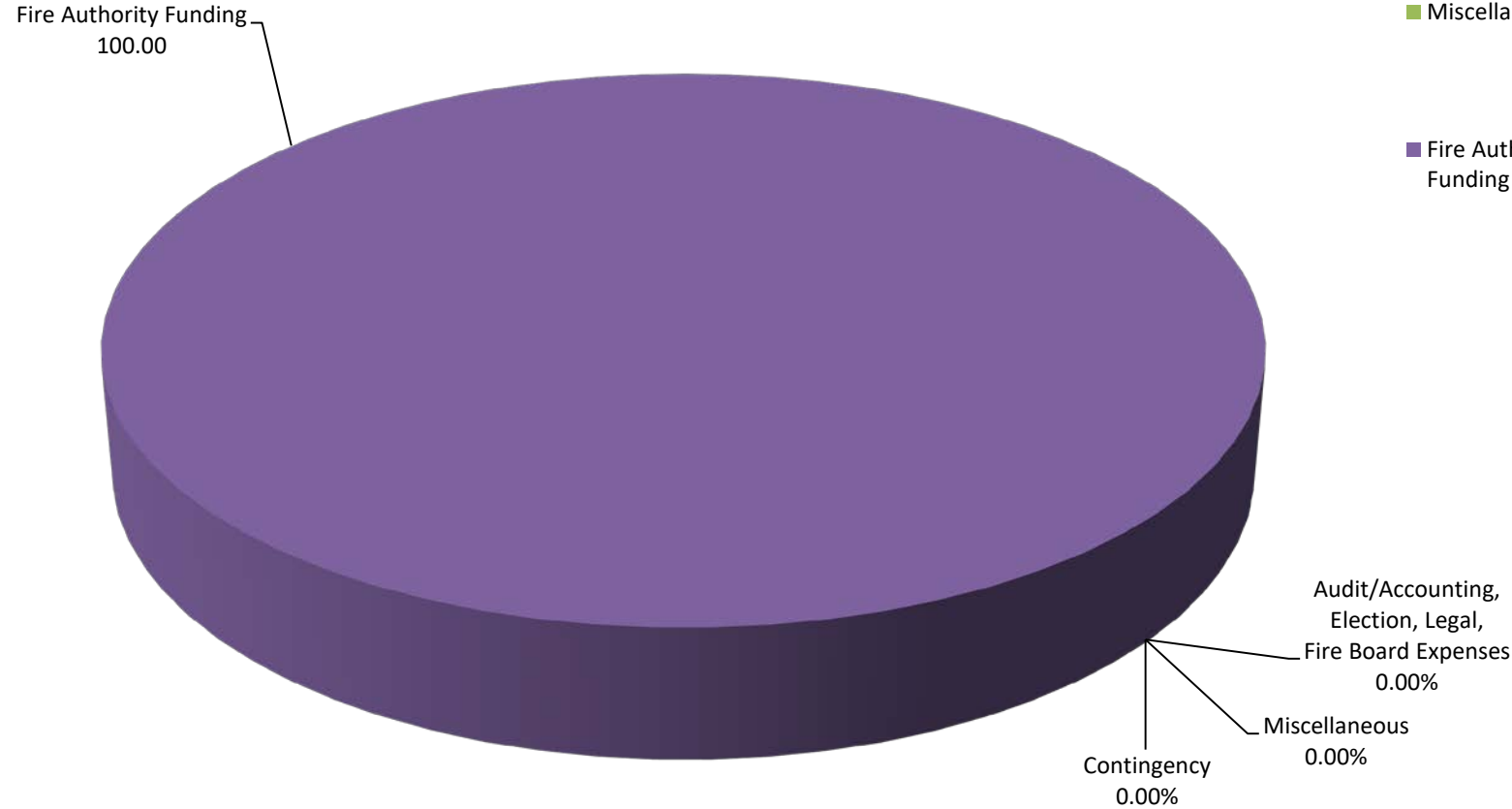


**CENTRAL YAVAPAI FIRE DISTRICT
EXPENSE GRAPH DATA**

SEPTEMBER, 2020		YTD	
Expense		Budget	%
Audit/Accounting, Election, Legal, Fire Board Expenses	\$ -	\$ 93,500	0.00
Contingency	\$ -	\$ 20,000	0.00
Miscellaneous	\$ -		0.00
Fire Authority Funding	\$ 30,617	\$ 19,765,185	100.00
TOTAL:	\$ 30,617	\$ 19,878,685	100.00

CYFD
FY 2020 - 2021
General Fund Expenditures
For the Period Ending 09/30/20

- Audit/Accounting,
Election, Legal,
Fire Board
Expenses
- Contingency
- Miscellaneous
- Fire Authority
Funding



CENTRAL YAVAPAI FIRE DISTRICT
GENERAL FUND - SEPTEMBER, 2020

Real Estate Taxes:	\$	36,868.31
UPP Taxes:	\$	1,171.28
FDAT:	\$	879.22
Interest Received:	\$	-
Fire District Deposits:	\$	9,533.26
Other: <i>Transfer In *</i>	\$	330.00
<hr/>		
TOTAL:	\$	48,782.07

Transferred to CAFMA:	\$	30,617.28
-----------------------	----	-----------

**County Error Check #75746 Paid on 8/4/20 in the amount of \$330.00 to US Bank for paying agent fees should have been paid out of CYFD BDS account and not CYFD General Fund. Do not transfer \$330.00 of this income to CAFMA.*



Yavapai County Treasurer

Monthly Statement

Date Range: 9/1/2020 to 9/30/2020

Central Yavapai Fire Dist - General Fund
Fund: 6060040000



Yavapai County Treasurer

Monthly Statement

Date Range: 9/1/2020 to 9/30/2020

Account	Period	YTD		
6060040000	Central Yavapai Fire Dist GF			
Begin Balance:	793,469.87	989,851.12		
Income:	48,782.07 ✓	198,165.62		
LOC Advance:	.00	.00		
Expense:	(30,617.28) ✓	(376,382.08)	LOC:	.00
LOC Payments:	.00	.00	Warrants Outstanding:	.00
Cash Balance:	811,634.66	811,634.66	End:	811,634.66

Monthly Statement Summary

Source Code	Description		MTDAmount	YTDAmount
6060040000	Central Yavapai Fire Dist GF	Beginning Balance:	793,469.87	989,851.12
11100.2013	2013 Real Estate Taxes		.00	3.74
11100.2014	2014 Real Estate Taxes		.00	3.80
11100.2015	2015 Real Estate Taxes		.00	3.98
11100.2016	2016 Real Estate Taxes		.00	1.88
11100.2017	2017 Real Estate Taxes		.00	(10.20)
11100.2018	2018 Real Estate Taxes		.00	53.35
11100.2019	2019 Real Estate Taxes		18,847.59	147,821.22
11100.2020	2020 Real Estate Taxes		18,020.72	18,020.72
12100.2011	2011 Personal Property Taxes		.00	1.81
12100.2012	2012 Personal Property Taxes		1.94	3.45
12100.2014	2014 Personal Property Taxes		31.36	81.29
12100.2015	2015 Personal Property Taxes		32.30	32.30
12100.2016	2016 Personal Property Taxes		32.15	83.46
12100.2017	2017 Personal Property Taxes		173.11	242.13
12100.2018	2018 Personal Property Taxes		183.64	1,115.56
12100.2019	2019 Personal Property Taxes		716.78	5,865.72
37122.0	Fire District Deposit		9,533.26	19,777.44
37150.0	FDAT Distributions		879.22	4,310.95
38108.0	Interest on Investments Charles Schwab		.00	252.06
38109.0	Interest on Investments St Treas		.00	170.96
7376.0	Transfer in		330.00	330.00
90002.0	Interest Pd on Tax Roll Corrections		.00	(14.74)
91032.0	Warrants Redeemed		.00	(2,187.50)
91702.0	Transfer out		(30,617.28)	(373,849.84)
92185.0	Paying Agent Fees		.00	(330.00)
		Ending Balance:	811,634.66	811,634.66

Monthly Statement Detail

Date	Notes	Doc #	Amount	C/D
------	-------	-------	--------	-----



Yavapai County Treasurer

Monthly Statement

Date Range: 9/1/2020 to 9/30/2020

6060040000 Central Yavapai Fire Dist GF			Beginning Balance: 793,469.87	
11100.2019 2019 Real Estate Taxes			Source Code Total: 18,847.59	
09/01	Tax Distribution	0	166.31	C
09/02	Tax Distribution	0	103.83	C
09/02	Tax Distribution	0	1,468.41	C
09/03	Tax Distribution	0	1,620.76	C
09/03	Tax Distribution	0	189.61	C
09/04	Tax Distribution	0	115.86	C
09/08	Tax Distribution	0	9.59	C
09/08	Tax Distribution	0	76.23	C
09/08	Tax Distribution	0	.71	C
09/09	Tax Distribution	0	809.06	C
09/10	Tax Distribution	0	64.26	C
09/11	Tax Distribution	0	490.45	C
09/11	Tax Distribution	0	49.72	C
09/14	Tax Distribution	0	10.74	C
09/14	Tax Distribution	0	449.11	C
09/15	Tax Distribution	0	594.76	C
09/15	Tax Distribution	0	71.90	C
09/16	Tax Distribution	0	66.32	C
09/16	Tax Distribution	0	1,610.84	C
09/17	Tax Distribution	0	189.56	C
09/17	Tax Distribution	0	89.70	C
09/18	Tax Distribution	0	.47	C
09/18	Tax Distribution	0	696.25	C
09/21	Tax Distribution	0	90.03	C
09/21	Tax Distribution	0	1,442.72	C
09/22	Tax Distribution	0	10.13	C
09/22	Tax Distribution	0	4,956.36	C
09/23	Tax Distribution	0	1.62	C
09/24	Tax Distribution	0	46.21	C
09/24	Tax Distribution	0	11.03	C
09/25	Tax Distribution	0	273.72	C
09/25	Tax Distribution	0	445.66	C
09/28	Tax Distribution	0	(112.99)	C
09/28	Tax Distribution	0	30.44	C
09/28	Tax Distribution	0	403.76	C
09/29	Tax Distribution	0	949.18	C
09/29	Tax Distribution	0	254.94	C
09/29	Tax Distribution	0	142.10	C
09/30	Tax Distribution	0	64.43	C
09/30	Tax Distribution	0	23.86	C
09/30	Tax Distribution	0	869.94	C



Yavapai County Treasurer

Monthly Statement

Date Range: 9/1/2020 to 9/30/2020

11100.2020 2020 Real Estate Taxes			Source Code Total: 18,020.72	
09/28	Tax Distribution	0	3.86	C
09/28	Tax Distribution	0	797.66	C
09/29	Tax Distribution	0	288.48	C
09/29	Tax Distribution	0	1,573.24	C
09/30	Tax Distribution	0	5,167.86	C
09/30	Tax Distribution	0	6,462.18	C
09/30	Tax Distribution	0	3,727.44	C
12100.2012 2012 Personal Property Taxes			Source Code Total: 1.94	
09/08	Tax Distribution	0	1.94	C
12100.2014 2014 Personal Property Taxes			Source Code Total: 31.36	
09/14	Tax Distribution	0	31.36	C
12100.2015 2015 Personal Property Taxes			Source Code Total: 32.30	
09/14	Tax Distribution	0	32.30	C
12100.2016 2016 Personal Property Taxes			Source Code Total: 32.15	
09/14	Tax Distribution	0	32.15	C
12100.2017 2017 Personal Property Taxes			Source Code Total: 173.11	
09/11	Tax Distribution	0	74.24	C
09/14	Tax Distribution	0	32.65	C
09/23	Tax Distribution	0	66.22	C
12100.2018 2018 Personal Property Taxes			Source Code Total: 183.64	
09/01	Tax Distribution	0	10.36	C
09/11	Tax Distribution	0	74.28	C
09/14	Tax Distribution	0	32.52	C
09/23	Tax Distribution	0	66.48	C
12100.2019 2019 Personal Property Taxes			Source Code Total: 716.78	
09/01	Tax Distribution	0	11.78	C
09/04	Tax Distribution	0	6.03	C
09/08	Tax Distribution	0	80.06	C
09/08	Tax Distribution	0	21.10	C
09/11	Tax Distribution	0	240.96	C
09/14	Tax Distribution	0	174.45	C
09/16	Tax Distribution	0	99.42	C
09/17	Tax Distribution	0	12.64	C
09/18	Tax Distribution	0	.01	C
09/23	Tax Distribution	0	70.33	C
37122.0 Fire District Deposit			Source Code Total: 9,533.26	
09/01	CENTRAL YAVAPAI FIRE/CK 3323450611 AT&T	0	4,766.63	C
09/29	CENTRAL YAVAPAI FIRE/AT&T	0	4,766.63	C
37150.0 FDAT Distributions			Source Code Total: 879.22	
09/01	Fire Dist Assistance Tax 0.144320	0	13.27	C
09/02	Fire Dist Assistance Tax 0.144320	0	28.58	C
09/03	Fire Dist Assistance Tax 0.144320	0	53.75	C



Yavapai County Treasurer

Monthly Statement

Date Range: 9/1/2020 to 9/30/2020

09/04	Fire Dist Assistance Tax 0.144320	0	28.97	C
09/08	Fire Dist Assistance Tax 0.144320	0	26.96	C
09/09	Fire Dist Assistance Tax 0.144320	0	27.31	C
09/10	Fire Dist Assistance Tax 0.144320	0	12.01	C
09/11	Fire Dist Assistance Tax 0.144320	0	23.52	C
09/14	Fire Dist Assistance Tax 0.144320	0	29.28	C
09/15	Fire Dist Assistance Tax 0.144320	0	11.18	C
09/16	Fire Dist Assistance Tax 0.144320	0	30.66	C
09/17	Fire Dist Assistance Tax 0.144320	0	11.75	C
09/18	Fire Dist Assistance Tax 0.144320	0	6.14	C
09/21	Fire Dist Assistance Tax 0.144320	0	27.32	C
09/22	Fire Dist Assistance Tax 0.144320	0	31.17	C
09/23	Fire Dist Assistance Tax 0.144320	0	8.36	C
09/24	Fire Dist Assistance Tax 0.144320	0	13.66	C
09/25	Fire Dist Assistance Tax 0.144320	0	107.54	C
09/28	Fire Dist Assistance Tax 0.144320	0	30.17	C
09/29	Fire Dist Assistance Tax 0.144320	0	60.07	C
09/30	Fire Dist Assistance Tax 0.144320	0	297.55	C
7376.0 Transfer in			Source Code Total: 330.00	
09/18	Chk pd from gen account -xfer to correct error	0	330.00	C ✓
91702.0 Transfer out			Source Code Total: (30,617.28)	
09/28	Transfer per request dated 9/22/20	0	(30,617.28)	D ✓
6060040000 Central Yavapai Fire Dist GF			Ending Balance: 811,634.66	

CENTRAL YAVAPAI FIRE DISTRICT
Bank Reconciliation Summary
For the Bank Statement ending: 9/30/2020

BANK CONTROL ID: CYFD - GENERAL FUND		DESC: GENERAL FUND	ACCOUNT NO: 1100
Beginning Balance:	09/01/20		\$793,469.87
Deposits and Credits:			\$48,782.07
Checks and Charges:			(\$30,617.28)
Adjustments:			\$0.00
Ending Balance Per Reconciliation:			<u>\$811,634.66</u>
Ending Balance Per Bank Statement:	09/30/20		\$811,634.66
* Outstanding Deposits and Credits:	09/30/20		\$0.00
* Outstanding Checks and Charges:	09/30/20		\$0.00
Ending Book Balance:			<u>\$811,634.66</u>

* Outstanding amounts are all outstanding credits and charges dated prior or equal to the Reconciliation date.

CENTRAL YAVAPAI FIRE DISTRICT
BR Checks and Charges Cleared
For the Bank Statement ending: 9/30/20

CYFD		General Fund		General Fund		1100
Date	Document	Description	Module	Company	Amount	
09/30/20	Cash With Yav Cty	Fire Authority Funding 9/30/20	GL	CYFD	\$30,617.28	
TOTAL CHECKS AND CHARGES CLEARED:					\$30,617.28	

CENTRAL YAVAPAI FIRE DISTRICT
BR Checks and Charges Outstanding
For the Bank Statement ending:

<u>Date</u>	<u>Document</u>	<u>Description</u>	<u>Module</u>	<u>Company</u>	<u>Amount</u>
-------------	-----------------	--------------------	---------------	----------------	---------------

TOTAL CHECKS AND CHARGES OUTSTANDING:

CENTRAL YAVAPAI FIRE DISTRICT
BR Deposits and Credits Cleared
For the Bank Statement ending: 9/30/20

CYFD		General Fund			1100
Date	Document	Description	Module	Company	Amount
09/16/20	5109	Deposit	AR	CYFD	\$4,766.63
09/29/20	5111	Deposit	AR	CYFD	\$4,766.63
09/30/20	Cash With Yav Cty	Tax Revenue September, 2020	GL	CYFD	\$38,918.81
09/30/20	Cash With Yav Cty	County Treasurer Error Correct	GL	CYFD	\$330.00
TOTAL DEPOSITS AND CREDITS CLEARED:					\$48,782.07

CENTRAL YAVAPAI FIRE DISTRICT
BR Deposits and Credits Outstanding
For the Bank Statement ending:

Date	Document	Description	Module	Company	Amount
------	----------	-------------	--------	---------	--------

TOTAL DEPOSITS AND CREDITS OUTSTANDING:

CENTRAL YAVAPAI FIRE DISTRICT
Bank Reconciliation Register

Document Number	Date	BR Status	Void?	Description	Date Cleared	Amount
-----------------	------	-----------	-------	-------------	--------------	--------

MODULE: DEPOSITS FROM ACCOUNTS RECEIVABLE

BANK CONTROL ID: CYFD - GENERAL FUND

5109	09/16/20	Marked	No	Deposit	10/13/20	\$4,766.63
5111	09/29/20	Marked	No	Deposit	10/13/20	\$4,766.63
SUB TOTAL FOR BANK:						\$9,533.26
TOTAL FOR MODULE:						\$9,533.26

MODULE: JOURNAL ENTRIES FROM GENERAL LEDGER

BANK CONTROL ID: CYFD - GENERAL FUND

Cash With Yav Cty	09/30/20	Marked	No	Fire Authority Funding 9/30/20	10/13/20	\$30,617.28
Cash With Yav Cty	09/30/20	Marked	No	Tax Revenue September, 2020	10/13/20	\$38,918.81
Cash With Yav Cty	09/30/20	Marked	No	County Treasurer Error Correct	10/13/20	\$330.00
SUB TOTAL FOR BANK:						\$69,866.09
TOTAL FOR MODULE:						\$69,866.09

CENTRAL YAVAPAI FIRE DISTRICT
BR Adjustments Report
For the Bank Statement ending:

Date	Document	Description	GL Account	Offset Amt	Adj. Amt
------	----------	-------------	------------	------------	----------

DOCUMENT:

ADJUSTMENT DOCUMENT " TOTAL:

TOTAL FOR ALL ADJUSTMENTS:

10/13/20
12:35:57 PM

CENTRAL YAVAPAI FIRE DISTRICT
Income Statement
(Original Budget to Actual Comparison)
For the period of 9/1/2020 Through 9/30/2020

	Account	Actual	Current Period Budget	Variance	%	Actual	Year To Date Budget	Variance	%
<u>Revenues</u>									
Real Estate Tax	400000000	\$36,868.31	\$0.00	\$36,868.31	0.0%	\$17,498,054.47	\$19,423,017.00	\$(1,924,962.53)	(9.9)%
Personal Property Tax	410000000	1,171.28	0.00	1,171.28	0.0	309,115.20	0.00	309,115.20	0.0
Fire District Assistance Tax	420000000	879.22	0.00	879.22	0.0	405,110.31	400,000.00	5,110.31	1.3
Cell Tower Lease Revenue	477500000	9,533.26	0.00	9,533.26	0.0	103,098.64	55,668.00	47,430.64	85.2
Interest Income-General Fund	490000000	0.00	0.00	0.00	0.0	38,875.45	0.00	38,875.45	0.0
Misc. Income	510000000	0.00	0.00	0.00	0.0	162,500.00	0.00	162,500.00	0.0
Communications Contracting Revenue	514041000	0.00	0.00	0.00	0.0	(41,660.60)	0.00	(41,660.60)	0.0
Net Revenues		\$48,452.07	\$0.00	\$48,452.07	0.0 %	\$18,475,093.47	\$19,878,685.00	\$(1,403,591.53)	(7.1)%
<u>Personnel Expenses</u>									
Fire Authority Funding	670010000	\$30,617.28	\$0.00	\$(30,617.28)	0.0%	\$18,054,109.13	\$19,765,185.00	\$1,711,075.87	8.7%
Total Personnel Expenses		\$30,617.28	\$0.00	\$(30,617.28)	0.0 %	\$18,054,109.13	\$19,765,185.00	\$1,711,075.87	8.7 %
<u>Service Expenses</u>									
Audit & Accounting	640010000	\$0.00	\$0.00	\$0.00	0.0%	\$7,033.75	\$7,500.00	\$466.25	6.2%
Other Prof Services/Admin	640510000	0.00	0.00	0.00	0.0	0.00	80,000.00	80,000.00	100.0
Legal Services - Routine	641010000	0.00	0.00	0.00	0.0	3,917.50	5,000.00	1,082.50	21.7
Legal Services - Non-Routine	641010600	0.00	0.00	0.00	0.0	13,216.45	0.00	(13,216.45)	0.0
Fire Board Expenses	644110000	0.00	0.00	0.00	0.0	512.12	1,000.00	487.88	48.8
Misc/Admin	661010000	(330.00)	0.00	330.00	0.0	71.69	0.00	(71.69)	0.0
Total Service Expenses		\$(330.00)	\$0.00	\$330.00	0.0 %	\$24,751.51	\$93,500.00	\$68,748.49	73.5 %
Total Expenses		\$30,287.28		\$(30,287.28)		\$18,078,860.64	\$19,858,685.00	\$1,779,824.36	9.0%
Income (Loss) from Operations		\$18,164.79	\$0.00	\$18,164.79	0.0%	\$396,232.83	\$20,000.00	\$376,232.83	1881.2%
<u>Contingency</u>									
Funded Contingency/Admin	780010000	\$0.00	\$0.00	\$0.00	0.0%	\$0.00	\$(20,000.00)	\$20,000.00	100.0%
Total Contingency		\$0.00	\$0.00	\$0.00	0.0 %	\$0.00	\$(20,000.00)	\$20,000.00	100.0 %
Net Income (Loss)		\$18,164.79	\$0.00	\$18,164.79	0.0%	\$396,232.83	\$0.00	\$396,232.83	0.0%

10/13/20
12:36:54 PM

CENTRAL YAVAPAI FIRE DISTRICT

Balance Sheet

As of 9/30/2020

Assets

Current Assets

Cash with Yavapai County	\$811,634.66	
Taxes Receivable	328,820.73	
Total Current Assets		\$1,140,455.39
Total Assets		\$1,140,455.39

Liabilities and Net Assets

Current Liabilities

Accounts Payable	\$2,048.00	
Deferred Revenue	200,686.73	
CAFMA accounts payable	224,466.00	
Total Current Liabilities		\$427,200.73
Total Liabilities		\$427,200.73

Net Assets

Fund Balance	\$317,021.83	
Current Year Net Assets	396,232.83	
Total Net Assets		713,254.66
Total Liabilities and Net Assets		\$1,140,455.39

CENTRAL YAVAPAI FIRE DISTRICT
GL Account Ledger - Detail By Period
9/1/2020 through 9/30/2020

Batch	Journal	Entry #	Date	Job	Document	Description	Debits	Credits	Balance
1100.0.0.000			CASH WITH YAVAPAI COUNTY						\$793,469.87
4832	CR	1489031	09/16/20		3323450611	AT&T MOBILITY, LLC -	4,766.63	-	798,236.50
4844	CR	1489069	09/29/20		3323503298	AT&T MOBILITY, LLC -	4,766.63	-	803,003.13
4840	A	1489058	09/30/20		Cash With Yav Cty	Fire Authority Funding 9/30/20	-	30,617.28	772,385.85
4841	A	1489059	09/30/20		Cash With Yav Cty	Tax Revenue September, 2020	38,918.81	-	811,304.66
4842	A	1489063	09/30/20		Cash With Yav Cty	County Treasurer Error Correction	330.00	-	811,634.66
CASH WITH YAVAPAI COUNTY TOTALS:							\$48,782.07	\$30,617.28	\$811,634.66
TOTAL OF LEDGER:							\$48,782.07	\$30,617.28	\$811,634.66

CENTRAL YAVAPAI FIRE DISTRICT
GL Trial Balance Worksheet
For The Period of 9/1/2020 through 9/30/2020

Account	Description	Balances				Adjustments
		Beginning	Debits	Credits	Ending	
1100.0.0.000	Cash with Yavapai County	\$793,469.87	\$48,782.07	\$30,617.28	\$811,634.66	
TOTALS:		<u>\$793,469.87</u>	<u>\$48,782.07</u>	<u>\$30,617.28</u>	<u>\$811,634.66</u>	

* Inactive accounts are marked and appear in grey.

CENTRAL YAVAPAI FIRE DISTRICT
BOND DEBT SERVICE ACCOUNT 6-60240-0000
CHECK RECONCILIATION SEPTEMBER, 2020

Reconciliation:

Beginning Balance (CYFD):	\$	273,796.72
Deposits:	\$	2,632.85
Bank Paying Agent Fees:	\$	(330.00)
Interest Income:	\$	-
Bank Principal/Interest Payments	\$	-
Tax Roll Corrections:	\$	-
Ending Balance:	\$	276,099.57

Difference Between Balances: \$ (0.00)

Bank Statement Balance:

Balance Per Bank: \$ 276,099.57

Ending Balance: \$ **276,099.57**


Deposits Per Bank Statement:

Deposits:	\$	-
Real Estate Taxes:	\$	2,542.68
Personal Property Taxes:	\$	90.17
Interest:	\$	-
Ending Balance:	\$	2,632.85

Reconciliation Approved By:

Scott Freitag


Scott Freitag, Fire Chief

 Digitally signed by Scott Freitag
Date: 2020.10.19 17:30:18 -07'00'

Reconciliation Reviewed By:

David Tharp


David Tharp, Assistant Chief of Administration

 Digitally signed by David Tharp
Date: 2020.10.19 14:48:30 -07'00'

Reconciliation Prepared By:

Karen Butler

Karen Butler, Finance Specialist III

 Digitally signed by Karen Butler
Date: 2020.10.13 13:57:44 -07'00'

CENTRAL YAVAPAI FIRE DISTRICT
BOND DEBT FUND - SEPTEMBER, 2020

Real Estate Taxes:	\$	2,542.68
UPP Taxes:	\$	90.17
Interest Received:	\$	-
Other:	\$	-

TOTAL:	\$	2,632.85
--------	----	----------



Yavapai County Treasurer

Monthly Statement

Date Range: 9/1/2020 to 9/30/2020

Central Yavapai Fire Dist BDS
Fund: 6060240000



Yavapai County Treasurer

Monthly Statement

Date Range: 9/1/2020 to 9/30/2020

Account	Period	YTD		
6060240000	Central Yavapai Fire Dist BDS			
Begin Balance:	273,796.72	264,089.30		
Income:	2,632.85 ✓	12,691.31		
LOC Advance:	.00	.00		
Expense:	(330.00) ✓	(681.04)	LOC:	.00
LOC Payments:	.00	.00	Warrants Outstanding:	.00
Cash Balance:	276,099.57	276,099.57	End:	276,099.57

Monthly Statement Summary

Source Code	Description		MTDAmount	YTDAmount
6060240000 Central Yavapai Fire Dist BDS		Beginning Balance:	273,796.72	264,089.30
11100.2013	2013 Real Estate Taxes		.00	.46
11100.2014	2014 Real Estate Taxes		.00	.40
11100.2015	2015 Real Estate Taxes		.00	.40
11100.2016	2016 Real Estate Taxes		.00	.18
11100.2017	2017 Real Estate Taxes		.00	(.88)
11100.2018	2018 Real Estate Taxes		.00	4.23
11100.2019	2019 Real Estate Taxes		1,342.41	10,528.53
11100.2020	2020 Real Estate Taxes		1,200.27	1,200.27
12100.2011	2011 Personal Property Taxes		.00	.22
12100.2012	2012 Personal Property Taxes		.23	.42
12100.2014	2014 Personal Property Taxes		3.30	8.54
12100.2015	2015 Personal Property Taxes		3.24	3.24
12100.2016	2016 Personal Property Taxes		2.99	7.76
12100.2017	2017 Personal Property Taxes		14.79	20.69
12100.2018	2018 Personal Property Taxes		14.58	88.65
12100.2019	2019 Personal Property Taxes		51.04	417.76
38108.0	Interest on Investments Charles Schwab		.00	278.77
38109.0	Interest on Investments St Treas		.00	131.67
90002.0	Interest Pd on Tax Roll Corrections		.00	(1.04)
91702.0	Transfer out		(330.00)	(330.00)
92185.0	Paying Agent Fees		.00	(350.00)
		Ending Balance:	276,099.57	276,099.57

Monthly Statement Detail

Date	Notes	Doc #	Amount	C/D
6060240000	Central Yavapai Fire Dist BDS		Beginning Balance: 273,796.72	
11100.2019 2019 Real Estate Taxes			Source Code Total: 1,342.41	
09/01	Tax Distribution	0	11.85	C
09/02	Tax Distribution	0	7.40	C
09/02	Tax Distribution	0	104.59	C



Yavapai County Treasurer

Monthly Statement

Date Range: 9/1/2020 to 9/30/2020

09/03	Tax Distribution	0	115.43	C
09/03	Tax Distribution	0	13.50	C
09/04	Tax Distribution	0	8.25	C
09/08	Tax Distribution	0	.68	C
09/08	Tax Distribution	0	5.43	C
09/08	Tax Distribution	0	.05	C
09/09	Tax Distribution	0	57.62	C
09/10	Tax Distribution	0	4.58	C
09/11	Tax Distribution	0	34.93	C
09/11	Tax Distribution	0	3.54	C
09/14	Tax Distribution	0	.77	C
09/14	Tax Distribution	0	31.99	C
09/15	Tax Distribution	0	42.36	C
09/15	Tax Distribution	0	5.12	C
09/16	Tax Distribution	0	4.72	C
09/16	Tax Distribution	0	114.73	C
09/17	Tax Distribution	0	13.50	C
09/17	Tax Distribution	0	6.39	C
09/18	Tax Distribution	0	.03	C
09/18	Tax Distribution	0	49.59	C
09/21	Tax Distribution	0	6.41	C
09/21	Tax Distribution	0	102.77	C
09/22	Tax Distribution	0	.72	C
09/22	Tax Distribution	0	353.02	C
09/23	Tax Distribution	0	.12	C
09/24	Tax Distribution	0	3.29	C
09/24	Tax Distribution	0	.79	C
09/25	Tax Distribution	0	19.50	C
09/25	Tax Distribution	0	31.74	C
09/28	Tax Distribution	0	(8.05)	C
09/28	Tax Distribution	0	2.17	C
09/28	Tax Distribution	0	28.76	C
09/29	Tax Distribution	0	67.60	C
09/29	Tax Distribution	0	18.15	C
09/29	Tax Distribution	0	10.12	C
09/30	Tax Distribution	0	4.59	C
09/30	Tax Distribution	0	1.70	C
09/30	Tax Distribution	0	61.96	C
11100.2020 2020 Real Estate Taxes			Source Code Total: 1,200.27	
09/28	Tax Distribution	0	.26	C
09/28	Tax Distribution	0	53.13	C
09/29	Tax Distribution	0	19.21	C
09/29	Tax Distribution	0	104.78	C



Yavapai County Treasurer

Monthly Statement

Date Range: 9/1/2020 to 9/30/2020

09/30	Tax Distribution	0	344.21	C
09/30	Tax Distribution	0	430.41	C
09/30	Tax Distribution	0	248.27	C
12100.2012 2012 Personal Property Taxes			Source Code Total: .23	
09/08	Tax Distribution	0	.23	C
12100.2014 2014 Personal Property Taxes			Source Code Total: 3.30	
09/14	Tax Distribution	0	3.30	C
12100.2015 2015 Personal Property Taxes			Source Code Total: 3.24	
09/14	Tax Distribution	0	3.24	C
12100.2016 2016 Personal Property Taxes			Source Code Total: 2.99	
09/14	Tax Distribution	0	2.99	C
12100.2017 2017 Personal Property Taxes			Source Code Total: 14.79	
09/11	Tax Distribution	0	6.34	C
09/14	Tax Distribution	0	2.79	C
09/23	Tax Distribution	0	5.66	C
12100.2018 2018 Personal Property Taxes			Source Code Total: 14.58	
09/01	Tax Distribution	0	.82	C
09/11	Tax Distribution	0	5.90	C
09/14	Tax Distribution	0	2.58	C
09/23	Tax Distribution	0	5.28	C
12100.2019 2019 Personal Property Taxes			Source Code Total: 51.04	
09/01	Tax Distribution	0	.84	C
09/04	Tax Distribution	0	.43	C
09/08	Tax Distribution	0	5.70	C
09/08	Tax Distribution	0	1.50	C
09/11	Tax Distribution	0	17.15	C
09/14	Tax Distribution	0	12.43	C
09/16	Tax Distribution	0	7.08	C
09/17	Tax Distribution	0	.90	C
09/23	Tax Distribution	0	5.01	C
91702.0 Transfer out			Source Code Total: (330.00)	
09/18	Chk pd from gen account - xfer to correct error	0	(330.00)	D
6060240000 Central Yavapai Fire Dist BDS			Ending Balance: 276,099.57	

Central Yavapai Fire Bond Debt Service
Bank Reconciliation Summary
For the Bank Statement ending: 9/30/2020

BANK CONTROL ID: CYFDA - CASH/BOND BUILDING FUND		DESC: CASH/BOND BUILDING FUND	ACCOUNT NO: 1100
	Beginning Balance:	09/01/20	\$273,796.72
	Deposits and Credits:		\$2,632.85
	Checks and Charges:		(\$330.00)
	Adjustments:		\$0.00
	Ending Balance Per Reconciliation:		<u>\$276,099.57</u>
	Ending Balance Per Bank Statement:	09/30/20	\$276,099.57
	* Outstanding Deposits and Credits:	09/30/20	\$0.00
	* Outstanding Checks and Charges:	09/30/20	\$0.00
	Ending Book Balance:	09/30/20	<u>\$276,099.57</u>

* Outstanding amounts are all outstanding credits and charges dated prior or equal to the Reconciliation date.

Central Yavapai Fire Bond Debt Service

BR Checks and Charges Cleared

For the Bank Statement ending: 9/30/20

CYFDA	Cash/Bond Building Fund	Cash/Bond Building Fund	1100
-------	-------------------------	-------------------------	------

Date	Document	Description	Module	Company	Amount
09/30/20	Cash With Yav Cty	BDS Paying Agent Fees	GL	CYFBDS	\$330.00
TOTAL CHECKS AND CHARGES CLEARED:					\$330.00

Central Yavapai Fire Bond Debt Service

BR Checks and Charges Outstanding

For the Bank Statement ending:

<u>Date</u>	<u>Document</u>	<u>Description</u>	<u>Module</u>	<u>Company</u>	<u>Amount</u>
-------------	-----------------	--------------------	---------------	----------------	---------------

TOTAL CHECKS AND CHARGES OUTSTANDING:

Central Yavapai Fire Bond Debt Service

BR Deposits and Credits Cleared
For the Bank Statement ending: 9/30/20

CYFDA	Cash/Bond Building Fund	Cash/Bond Building Fund	1100
-------	-------------------------	-------------------------	------

Date	Document	Description	Module	Company	Amount
09/30/20	Cash With Yav Cty	Tax Revenue September 2020	GL	CYFBDS	\$2,632.85
TOTAL DEPOSITS AND CREDITS CLEARED:					\$2,632.85

Central Yavapai Fire Bond Debt Service
BR Deposits and Credits Outstanding
For the Bank Statement ending:

Date	Document	Description	Module	Company	Amount
------	----------	-------------	--------	---------	--------

TOTAL DEPOSITS AND CREDITS OUTSTANDING:

Bank Reconciliation Register

Document Number	Date	BR Status	Void?	Description	Date Cleared	Amount
MODULE: JOURNAL ENTRIES FROM GENERAL LEDGER						
BANK CONTROL ID: CYFDA - CASH/BOND BUILDING FUND						
Cash With Yav Cty	09/30/20	Marked	No	Tax Revenue September 2020	10/13/20	\$2,632.85
Cash With Yav Cty	09/30/20	Marked	No	BDS Paying Agent Fees	10/13/20	\$330.00
SUB TOTAL FOR BANK:						\$2,962.85
TOTAL FOR MODULE:						\$2,962.85

Central Yavapai Fire Bond Debt Service
BR Adjustments Report
For the Bank Statement ending:

Date	Document	Description	GL Account	Offset Amt	Adj. Amt
------	----------	-------------	------------	------------	----------

DOCUMENT:

ADJUSTMENT DOCUMENT " TOTAL:

TOTAL FOR ALL ADJUSTMENTS:

10/13/20
1:45:28 PM

Central Yavapai Fire Bond Debt Service
Income Statement
(Original Budget to Actual Comparison)
For the period of 9/1/2020 Through 9/30/2020

	Account	Actual	Current Period Budget	Variance	%	Actual	Year To Date Budget	Variance	%
<u>General & Administrative Expenses</u>									
Bond Debt Service Principal Payment	600000	\$0.00	\$0.00	\$0.00	0.0%	\$1,155,000.00	\$0.00	\$(1,155,000.00)	0.0%
Bond Debt Service Interest Expense	610000	0.00	0.00	0.00	0.0	223,559.69	0.00	(223,559.69)	0.0
Professional Services	640500	330.00	0.00	(330.00)	0.0	1,360.00	0.00	(1,360.00)	0.0
Total General & Administrative Expenses		\$330.00	\$0.00	\$(330.00)	0.0 %	\$1,379,919.69	\$0.00	\$(1,379,919.69)	0.0 %
Total Expenses		\$330.00		\$(330.00)		\$1,379,919.69		\$(1,379,919.69)	
Income (Loss) from Operations		\$(330.00)	\$0.00	\$(330.00)	0.0%	\$(1,379,919.69)	\$0.00	\$(1,379,919.69)	0.0%
<u>Other Income (Expense)</u>									
Bond Debt Service Tax Revenue	420000	\$2,632.85	\$0.00	\$2,632.85	0.0%	\$1,281,077.69	\$0.00	\$1,281,077.69	0.0%
Bond Debt Service Interest Revenue	430000	0.00	0.00	0.00	0.0	18,208.26	0.00	18,208.26	0.0
Total Other Income (Expense)		\$2,632.85	\$0.00	\$2,632.85	0.0 %	\$1,299,285.95	\$0.00	\$1,299,285.95	0.0 %
Net Income (Loss)		\$2,302.85	\$0.00	\$2,302.85	0.0%	\$(80,633.74)	\$0.00	\$(80,633.74)	0.0%

Central Yavapai Fire Bond Debt Service

Balance Sheet
As of 9/30/2020

Assets

Current Assets

Cash / Bond Debt Service	\$276,099.57	
Property Tax Receivable	23,745.40	
Total Current Assets		\$299,844.97
Total Assets		\$299,844.97

Net Assets

Retained Earnings	\$380,478.71	
Current Year Net Assets	(80,633.74)	
Total Net Assets		299,844.97
Total Liabilities and Net Assets		\$299,844.97

Central Yavapai Fire Bond Debt Service
GL Account Ledger - Detail By Period
9/1/2020 through 9/30/2020

Batch	Journal	Entry #	Date	Job	Document	Description	Debits	Credits	Balance
1100.00						CASH / BOND DEBT SERVICE			\$273,796.72
216	R	747	09/30/20		Cash With Yav Cty	Tax Revenue September 2020	2,632.85	-	276,429.57
217	A	751	09/30/20		Cash With Yav Cty	BDS Paying Agent Fees	-	330.00	276,099.57
CASH / BOND DEBT SERVICE TOTALS:							\$2,632.85	\$330.00	\$276,099.57
TOTAL OF LEDGER:							\$2,632.85	\$330.00	\$276,099.57

Central Yavapai Fire Bond Debt Service
GL Trial Balance Worksheet
For The Period of 9/1/2020 through 9/30/2020

Account	Description	Balances				Adjustments
		Beginning	Debits	Credits	Ending	
1100.00	Cash / Bond Debt Service	\$273,796.72	\$2,632.85	\$330.00	\$276,099.57	
TOTALS:		<u>\$273,796.72</u>	<u>\$2,632.85</u>	<u>\$330.00</u>	<u>\$276,099.57</u>	

* Inactive accounts are marked and appear in grey.

The Central Yavapai Fire District Board of Directors have reviewed and approved the following financial documents to include Income Statements, Balance Sheets, and Bank Reconciliations with supporting documents, Revenue and Expenditure Graphs, and Cash Flow Projections in compliance with A.R.S. § 48-805, 807.

CYFD General Fund

CYFD Bond Debt Service

Fire Board Chairperson Date

Fire Board Clerk Date

Signature indicating approval on next page

CENTRAL YAVAPAI FIRE DISTRICT - GENERAL FUND
CHECK RECONCILIATION OCTOBER, 2020

Reconciliation:

Beginning Balance:	\$ 811,634.66
Deposits:	\$ 8,095,742.70
Transfer Out - Fire Authority:	\$ (48,452.07)
Disbursements:	\$ (607.50)
Interest Paid on Tax Roll Corrections:	\$ -
Fire District Deposit	\$ -
County Correction:-Solar Rebate Trf:	\$ (103,114.45)
Ending Balance:	\$ 8,755,203.34

Difference Between Balances: \$ -

Bank Statement Balance:

Balance Per Bank:	\$ 8,755,203.34
Outstanding Checks:	\$ -
Outstanding Deposits:	\$ -

Ending Balance: \$ 8,755,203.34

G/L Ending Balance: \$ 8,755,203.34

\$ 8,755,203.34

Deposits Per Bank Statement:

Real Estate Taxes:	\$ 7,836,582.52
Personal Property Taxes:	\$ 95,655.49
Fire District Assistance Tax:	\$ 160,480.49
Interest Income:	\$ 3,024.20
Transfer to CAFMA:	\$ 48,452.07
Fire District Deposits:	\$ -
Interest Paid on Tax Roll Corrections:	\$ -
County Correction:-Solar Rebate Trf:	\$ 103,114.45

Ending Balance: \$ 8,247,309.22

Bank Reconciliation Register:

Checks From Accounts Payable:	\$ 607.50
Checks From Payroll:	\$ -
Prior Period Adjustment:	
Total Checks:	\$ 607.50


Deposits From Accounts Receivable:	\$ -
Journal Entries From General Ledger:	\$ 8,247,309.22
Outstanding Transfer:	
Outstanding Deposit:	

Ending Balance: \$ 8,247,309.22

Reconciliation Approved By:

Scott Freitag


Scott Freitag, Fire Chief

 Digitally signed by Scott Freitag
Date: 2020.11.23 10:16:20 -07'00'

Reconciliation Reviewed By:

Dave Tharp


David Tharp, Assistant Chief of Administration

 Digitally signed by Dave Tharp
Date: 2020.11.23 09:49:20 -07'00'

Reconciliation Prepared By:

Karen Butler

Karen Butler, Finance Manager

 Digitally signed by Karen Butler
Date: 2020.11.17 13:25:33 -07'00'

CENTRAL YAVAPAI FIRE DISTRICT
General Fund Tax Collection Information

Total Levy Month	FY 15-16 Collected	FY 16-17 Collected	FY 17-18 Collected	FY 18-19 Collected	FY 19-20 Collected	FY 20-21 Collected
July	\$78,757	\$50,468	\$47,993	\$48,809	\$53,398	\$113,844
%	0.593%	0.358%	0.295%	0.295%	0.297%	0.586%
% To Date	0.5929%	0.3575%	0.2947%	0.2953%	0.2973%	0.5861%
August	\$33,291	\$26,519	\$25,442	\$29,028	\$18,645	\$21,440
%	0.251%	0.188%	0.156%	0.176%	0.104%	0.110%
% To Date	0.8435%	0.5454%	0.4510%	0.4709%	0.4011%	0.6965%
September	\$1,245,953	\$789,429	\$768,730	\$136,335	\$151,569	\$38,040
%	9.379%	5.592%	4.721%	0.825%	0.844%	0.196%
% To Date	10.2226%	6.1377%	5.1721%	1.2957%	1.2450%	0.8924%
October	\$4,753,774	\$3,589,494	\$6,179,209	\$6,735,649	\$7,842,869	\$7,733,468
%	35.785%	25.428%	37.949%	40.749%	43.667%	39.816%
% To Date	46.0074%	31.5659%	43.1211%	42.0442%	44.9119%	40.7084%
November	\$1,053,509	\$3,154,358	\$1,286,322	\$2,208,068	\$1,675,932	\$0
%	7.930%	22.346%	7.900%	13.358%	9.331%	0.000%
% To Date	53.9379%	53.9115%	51.0210%	55.4024%	54.2431%	40.7084%
December	\$847,617	\$896,697	\$987,194	\$1,064,960	\$1,336,392	\$0
%	6.3806%	6.3522%	6.0628%	6.4427%	7.4407%	0.0000%
% To Date	60.3185%	60.2637%	57.0837%	61.8450%	61.6837%	40.7084%
January	\$302,609	\$368,574	\$609,745	\$416,757	\$428,512	\$0
%	2.2779%	2.6110%	3.7447%	2.5212%	2.3858%	0.0000%
% To Date	62.5964%	62.8747%	60.8284%	64.3663%	64.0696%	40.7084%
February	\$351,342	\$394,891	\$350,747	\$328,790	\$452,992	\$0
%	2.6448%	2.7974%	2.1541%	1.9891%	2.5221%	0.0000%
% To Date	65.2412%	65.6721%	62.9825%	66.3554%	66.5917%	40.7084%
March	\$526,700	\$606,436	\$629,128	\$657,391	\$623,229	\$0
%	3.9648%	4.2960%	3.8637%	3.9770%	3.4700%	0.0000%
% To Date	69.2061%	69.9681%	66.8462%	70.3324%	70.0617%	40.7084%
April	\$3,444,316	\$3,343,070	\$3,414,235	\$3,987,889	\$4,164,352	\$0
%	25.9277%	23.6824%	20.9682%	24.1255%	23.1860%	0.0000%
% To Date	95.1337%	93.6506%	87.8145%	94.4579%	93.2476%	40.7084%
May	\$416,552	\$678,353	\$813,680	\$695,530	\$837,799	\$0
%	3.1357%	4.8055%	4.9971%	4.2077%	4.6646%	0.0000%
% To Date	98.2694%	98.4561%	92.8116%	98.6656%	97.9123%	40.7084%
June	\$200,523	\$183,806	\$187,184	\$220,679	\$201,547	\$0
%	1.5095%	1.3021%	1.1496%	1.3350%	1.1222%	0.0000%
% To Date	99.7789%	99.7582%	93.9612%	100.0006%	99.0344%	40.7084%
TOTALS	\$13,254,943	\$14,082,095	\$15,299,608	\$16,529,886	\$17,787,237	\$7,906,792
Delinquency	0.2211%	0.2418%	6.0388%	-0.0006%	0.9656%	59.2916%

CENTRAL YAVAPAI FIRE DISTRICT
FDAT Collection Information

Total Levy Month	FY 15-16 \$313,900 Collected	FY 16-17 \$313,900 Collected	FY 17-18 \$333,290 Collected	FY 18-19 \$333,290 Collected	FY 19-20 \$366,547 Collected	FY 20-21 \$400,000 Collected
July	\$2,501	\$1,423	\$1,630	\$1,238	\$1,475	\$2,769
%	0.797%	0.453%	0.489%	0.371%	0.403%	0.692%
% To Date	0.7966%	0.4533%	0.4890%	0.3715%	0.4025%	0.6923%
August	\$1,456	\$661	\$534	\$707	\$1,109	\$662
%	0.464%	0.211%	0.160%	0.212%	0.303%	0.166%
% To Date	1.2606%	0.6638%	0.6491%	0.5835%	0.7050%	0.8579%
September	\$26,332	\$8,777	\$12,654	\$3,182	\$7,941	\$879
%	8.389%	2.796%	3.797%	0.955%	2.166%	0.220%
% To Date	9.6492%	3.4600%	4.4456%	1.5383%	2.8713%	1.0777%
October	\$97,909	\$86,411	\$93,081	\$139,813	\$459,768	\$160,480
%	31.191%	27.528%	27.928%	41.949%	125.432%	40.120%
% To Date	40.8405%	30.9882%	32.3735%	43.4876%	128.3035%	41.1979%
November	\$43,410	\$75,219	\$74,651	\$59,861	\$128,454	\$0
%	13.8292%	23.9628%	22.3983%	17.9606%	35.0443%	0.0000%
% To Date	54.6697%	54.9510%	54.7717%	61.4482%	163.3478%	41.1979%
December	\$20,201	\$24,923	\$21,663	\$25,413	(\$344,794)	\$0
%	6.4354%	7.9398%	6.4997%	7.6250%	-94.0656%	0.0000%
% To Date	61.1051%	62.8908%	61.2715%	69.0732%	69.2822%	41.1979%
January	\$10,565	\$11,762	\$11,312	\$11,149	\$11,446	\$0
%	3.3658%	3.7471%	3.3939%	3.3450%	3.1227%	0.0000%
% To Date	64.4709%	66.6378%	64.6654%	72.4183%	72.4049%	41.1979%
February	\$7,946	\$8,291	\$8,056	\$7,409	\$10,419	\$0
%	2.531%	2.641%	2.417%	2.223%	2.842%	0.000%
% To Date	67.0023%	69.2790%	67.0825%	74.6413%	75.2473%	41.1979%
March	\$12,018	\$12,638	\$12,174	\$13,713	\$13,361	\$0
%	3.8284%	4.0261%	3.6528%	4.1143%	3.6452%	0.0000%
% To Date	70.8307%	73.3051%	70.7354%	78.7556%	78.8925%	41.1979%
April	\$35,416	\$62,586	\$63,209	\$79,859	\$85,315	\$0
%	11.2825%	19.9382%	18.9651%	23.9607%	23.2754%	0.0000%
% To Date	82.1132%	93.2433%	89.7005%	102.7163%	102.1679%	41.1979%
May	\$51,376	\$23,662	\$23,731	\$18,881	\$21,832	\$0
%	16.3671%	7.5381%	7.1201%	5.6650%	5.9561%	0.0000%
% To Date	98.4803%	100.7814%	96.8206%	108.3813%	108.1240%	41.1979%
June	\$6,266	\$4,682	\$5,094	\$5,726	\$4,474	\$0
%	1.9962%	1.4916%	1.5285%	1.7181%	1.2206%	0.0000%
% To Date	100.4765%	102.2729%	98.3491%	110.0994%	109.3446%	41.1979%
TOTALS	\$315,396	\$321,035	\$327,788	\$366,950	\$400,799	\$164,791
Delinquency	-0.4765%	-2.2729%	1.6509%	-10.0994%	-9.3446%	58.8021%
	100.0000%	100.0000%	100.0000%	100.0000%	100.0000%	100.0000%

FDAT amount currently under review with County Treasurer's Office

FDAT amount corrected in December 2019 by County Treasurer's Office



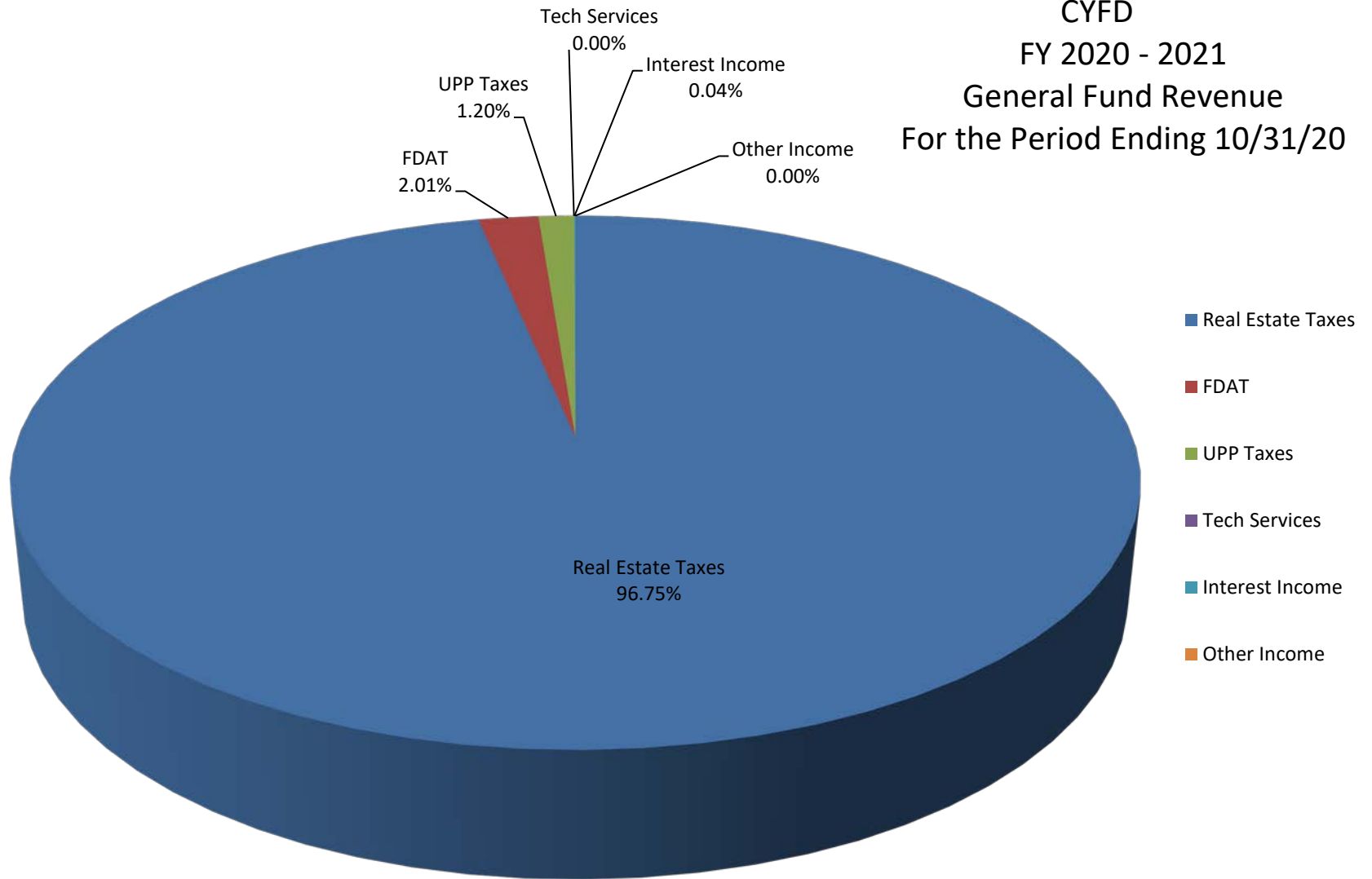
2020 - 2021 Cash Flow by Month : OCTOBER

[illegible]

**CENTRAL YAVAPAI FIRE DISTRICT
REVENUE GRAPH DATA**

	OCTOBER 2020	YTD	
	Revenue	Budget	%
Real Estate Taxes	\$ 7,733,468	\$ 19,423,017	96.75
FDAT	\$ 160,480	\$ 400,000	2.01
UPP Taxes	\$ 95,655	\$ -	1.20
Tech Services	\$ -	\$ 55,668	0.00
Interest Income	\$ 3,024	\$ -	0.04
Other Income	\$ -	\$ -	0.00
TOTALS:	\$ 7,992,628	\$ 19,878,685	100.00

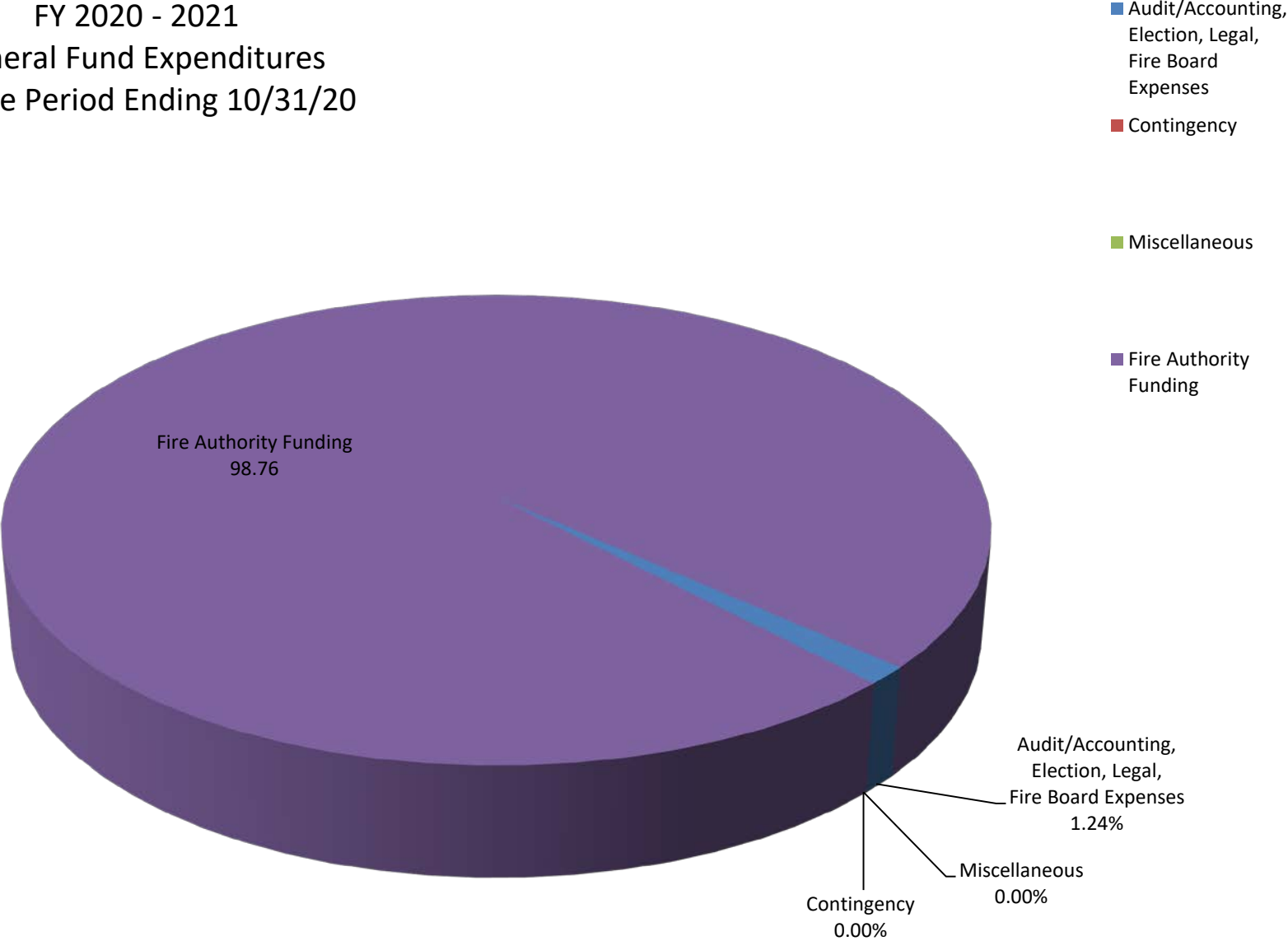
CYFD
FY 2020 - 2021
General Fund Revenue
For the Period Ending 10/31/20



**CENTRAL YAVAPAI FIRE DISTRICT
EXPENSE GRAPH DATA**

OCTOBER 2020		YTD	
Expense		Budget	%
Audit/Accounting, Election, Legal, Fire Board Expenses	\$ 608	\$ 93,500	1.24
Contingency	\$ -	\$ 20,000	0.00
Miscellaneous	\$ -		0.00
Fire Authority Funding	\$ 48,452	\$ 19,765,185	98.76
TOTAL:	\$ 49,060	\$ 19,878,685	100.00

CYFD
FY 2020 - 2021
General Fund Expenditures
For the Period Ending 10/31/20



CENTRAL YAVAPAI FIRE DISTRICT
GENERAL FUND - OCTOBER, 2020

Real Estate Taxes:	\$	7,836,582.52
UPP Taxes:	\$	95,655.49
FDAT:	\$	160,480.49
Interest Received:	\$	3,024.20
Fire District Deposits:	\$	-
Other:	\$	-

TOTAL:	\$	8,095,742.70
--------	----	--------------

Transferred to CAFMA:	\$	48,452.07
-----------------------	----	-----------



Yavapai County Treasurer

Monthly Statement

Date Range: 10/1/2020 to 10/31/2020

Central Yavapai Fire Dist - General Fund
Fund: 6060040000



Yavapai County Treasurer

Monthly Statement

Date Range: 10/1/2020 to 10/31/2020

Account	Period	YTD		
6060040000	Central Yavapai Fire Dist GF			
Begin Balance:	811,634.66	989,851.12		
Income:	8,095,742.70 ✓	8,293,908.32		
LOC Advance:	.00	.00		
Expense:	(152,174.02)	(528,556.10)	LOC:	.00
LOC Payments:	.00	.00	Warrants Outstanding:	.00
Cash Balance:	8,755,203.34	8,755,203.34	End:	8,755,203.34

Monthly Statement Summary

Source Code	Description		MTDAmount	YTDAmount
6060040000	Central Yavapai Fire Dist GF	Beginning Balance:	811,634.66	989,851.12
11100.2013	2013 Real Estate Taxes		.00	3.74
11100.2014	2014 Real Estate Taxes		.00	3.80
11100.2015	2015 Real Estate Taxes		.00	3.98
11100.2016	2016 Real Estate Taxes		.00	1.88
11100.2017	2017 Real Estate Taxes		.00	(10.20)
11100.2018	2018 Real Estate Taxes		24.38	77.73
11100.2019	2019 Real Estate Taxes		9,862.17	157,683.39
11100.2020	2020 Real Estate Taxes		7,826,695.97	7,844,716.69
12100.2011	2011 Personal Property Taxes		.00	1.81
12100.2012	2012 Personal Property Taxes		3.37	6.82
12100.2013	2013 Personal Property Taxes		35.21	35.21
12100.2014	2014 Personal Property Taxes		.00	81.29
12100.2015	2015 Personal Property Taxes		16.41	48.71
12100.2016	2016 Personal Property Taxes		16.30	99.76
12100.2017	2017 Personal Property Taxes		16.56	258.69
12100.2018	2018 Personal Property Taxes		400.37	1,515.93
12100.2019	2019 Personal Property Taxes		151.93	6,017.65
12100.2020	2020 Personal Property Taxes		95,015.34	95,015.34
37122.0	Fire District Deposit		.00	19,777.44
37150.0	FDAT Distributions		160,480.49	164,791.44
38108.0	Interest on Investments Charles Schwab		899.31	1,151.37
38109.0	Interest on Investments St Treas		70.85	241.81
38113.0	Interest on Investments-Wells Fargo		2,054.04	2,054.04
7376.0	Transfer in		.00	330.00
90002.0	Interest Pd on Tax Roll Corrections		.00	(14.74)
91032.0	Warrants Redeemed		(607.50)	(2,795.00)
91702.0	Transfer out		(151,566.52)	(525,416.36)
92185.0	Paying Agent Fees		.00	(330.00)
		Ending Balance:	8,755,203.34	8,755,203.34



Yavapai County Treasurer

Monthly Statement

Date Range: 10/1/2020 to 10/31/2020

Monthly Statement Detail				
Date	Notes	Doc #	Amount	C/D
6060040000 Central Yavapai Fire Dist GF			Beginning Balance: 811,634.66	
11100.2018 2018 Real Estate Taxes			Source Code Total: 24.38	
10/22	Tax Distribution	0	24.38	C
11100.2019 2019 Real Estate Taxes			Source Code Total: 9,862.17	
10/01	Tax Distribution	0	128.38	C
10/01	Tax Distribution	0	218.98	C
10/01	Tax Distribution	0	352.16	C
10/02	Tax Distribution	0	88.37	C
10/02	Tax Distribution	0	808.76	C
10/02	Tax Distribution	0	108.82	C
10/05	Tax Distribution	0	48.77	C
10/05	Tax Distribution	0	177.45	C
10/05	Tax Distribution	0	1,303.54	C
10/06	Tax Distribution	0	57.05	C
10/06	Tax Distribution	0	77.09	C
10/06	Tax Distribution	0	88.26	C
10/07	Tax Distribution	0	40.99	C
10/07	Tax Distribution	0	82.00	C
10/07	Tax Distribution	0	2.40	C
10/08	Tax Distribution	0	136.72	C
10/08	Tax Distribution	0	143.98	C
10/09	Tax Distribution	0	118.99	C
10/09	Tax Distribution	0	122.23	C
10/12	Tax Distribution	0	79.54	C
10/12	Tax Distribution	0	92.21	C
10/12	Tax Distribution	0	83.79	C
10/13	Tax Distribution	0	111.33	C
10/13	Tax Distribution	0	29.50	C
10/14	Tax Distribution	0	81.85	C
10/14	Tax Distribution	0	132.38	C
10/16	Tax Distribution	0	26.43	C
10/16	Tax Distribution	0	263.34	C
10/19	Tax Distribution	0	1,094.86	C
10/19	Tax Distribution	0	2.74	C
10/19	Tax Distribution	0	337.08	C
10/19	Tax Distribution	0	1.96	C
10/20	Tax Distribution	0	26.25	C
10/20	Tax Distribution	0	84.52	C
10/20	Tax Distribution	0	35.26	C
10/21	Tax Distribution	0	638.70	C



Yavapai County Treasurer

Monthly Statement

Date Range: 10/1/2020 to 10/31/2020

10/21	Tax Distribution	0	206.75	C
10/21	Tax Distribution	0	554.57	C
10/22	Tax Distribution	0	136.55	C
10/22	Tax Distribution	0	3.51	C
10/23	Tax Distribution	0	2.91	C
10/23	Tax Distribution	0	.75	C
10/26	Tax Distribution	0	227.22	C
10/26	Tax Distribution	0	149.25	C
10/27	Tax Distribution	0	117.19	C
10/27	Tax Distribution	0	118.00	C
10/27	Tax Distribution	0	54.76	C
10/27	Tax Distribution	0	536.10	C
10/28	Tax Distribution	0	183.95	C
10/28	Tax Distribution	0	52.86	C
10/28	Tax Distribution	0	61.15	C
10/29	Tax Distribution	0	6.74	C
10/30	Tax Distribution	0	75.15	C
10/30	Tax Distribution	0	110.14	C
10/30	Tax Distribution	0	37.94	C
11100.2020 2020 Real Estate Taxes			Source Code Total: 7,826,695.97	
10/01	Tax Distribution	0	2,982.60	C
10/01	Tax Distribution	0	7,708.22	C
10/01	Tax Distribution	0	7,264.00	C
10/01	Tax Distribution	0	14,075.99	C
10/01	Tax Distribution	0	2,166.62	C
10/02	Tax Distribution	0	2,970.43	C
10/02	Tax Distribution	0	3,614.36	C
10/02	Tax Distribution	0	2,435.59	C
10/02	Tax Distribution	0	1,985.80	C
10/02	Tax Distribution	0	1,298.96	C
10/05	Tax Distribution	0	4,284.44	C
10/05	Tax Distribution	0	12,931.91	C
10/05	Tax Distribution	0	9,989.19	C
10/05	Tax Distribution	0	10,171.99	C
10/05	Tax Distribution	0	12,402.30	C
10/05	Tax Distribution	0	19,522.07	C
10/06	Tax Distribution	0	334.88	C
10/06	Tax Distribution	0	5,322.55	C
10/06	Tax Distribution	0	171.98	C
10/06	Tax Distribution	0	35,753.69	C
10/06	Tax Distribution	0	13,758.67	C
10/06	Tax Distribution	0	13,879.41	C
10/06	Tax Distribution	0	9,452.82	C



Yavapai County Treasurer

Monthly Statement

Date Range: 10/1/2020 to 10/31/2020

10/07	Tax Distribution	0	5,337.98	C
10/07	Tax Distribution	0	(530.84)	C
10/07	Tax Distribution	0	27,966.17	C
10/07	Tax Distribution	0	42,393.65	C
10/07	Tax Distribution	0	22,484.68	C
10/07	Tax Distribution	0	6,017.35	C
10/08	Tax Distribution	0	12,135.22	C
10/08	Tax Distribution	0	42,022.65	C
10/08	Tax Distribution	0	34,288.58	C
10/08	Tax Distribution	0	58,823.42	C
10/08	Tax Distribution	0	7,278.19	C
10/09	Tax Distribution	0	6,180.17	C
10/09	Tax Distribution	0	4,970.60	C
10/09	Tax Distribution	0	(189.23)	C
10/09	Tax Distribution	0	41,615.76	C
10/09	Tax Distribution	0	42,254.14	C
10/09	Tax Distribution	0	40,612.59	C
10/09	Tax Distribution	0	29,582.46	C
10/12	Tax Distribution	0	4,855.62	C
10/12	Tax Distribution	0	5,243.85	C
10/12	Tax Distribution	0	37,115.87	C
10/12	Tax Distribution	0	31,798.07	C
10/12	Tax Distribution	0	35,830.29	C
10/12	Tax Distribution	0	4,957.39	C
10/13	Tax Distribution	0	1.97	C
10/13	Tax Distribution	0	19,873.29	C
10/13	Tax Distribution	0	1,230.17	C
10/13	Tax Distribution	0	34,789.05	C
10/13	Tax Distribution	0	26,156.00	C
10/13	Tax Distribution	0	22,173.83	C
10/14	Tax Distribution	0	878.60	C
10/14	Tax Distribution	0	19,877.13	C
10/14	Tax Distribution	0	(40.15)	C
10/14	Tax Distribution	0	4,487.22	C
10/14	Tax Distribution	0	47,649.38	C
10/14	Tax Distribution	0	82,456.15	C
10/14	Tax Distribution	0	20,065.66	C
10/14	Tax Distribution	0	8,249.83	C
10/15	Tax Distribution	0	231.56	C
10/15	Tax Distribution	0	26,972.03	C
10/15	Tax Distribution	0	6,539.49	C
10/15	Tax Distribution	0	39,107.39	C
10/15	Tax Distribution	0	56,397.37	C



Yavapai County Treasurer

Monthly Statement

Date Range: 10/1/2020 to 10/31/2020

10/15	Tax Distribution	0	66,531.95	C
10/15	Tax Distribution	0	14,729.91	C
10/16	Tax Distribution	0	24,477.33	C
10/16	Tax Distribution	0	7,345.61	C
10/16	Tax Distribution	0	5,013.91	C
10/16	Tax Distribution	0	53,670.27	C
10/16	Tax Distribution	0	31,658.46	C
10/16	Tax Distribution	0	26,968.41	C
10/19	Tax Distribution	0	63,552.49	C
10/19	Tax Distribution	0	(579.18)	C
10/19	Tax Distribution	0	(211.57)	C
10/19	Tax Distribution	0	5,573.82	C
10/19	Tax Distribution	0	71,916.99	C
10/19	Tax Distribution	0	27,121.98	C
10/19	Tax Distribution	0	37,987.71	C
10/19	Tax Distribution	0	17,845.09	C
10/20	Tax Distribution	0	6,978.34	C
10/20	Tax Distribution	0	57,787.73	C
10/20	Tax Distribution	0	37,748.63	C
10/20	Tax Distribution	0	34,484.78	C
10/20	Tax Distribution	0	39,570.38	C
10/20	Tax Distribution	0	71.90	C
10/20	Tax Distribution	0	148.13	C
10/20	Tax Distribution	0	44,772.54	C
10/20	Tax Distribution	0	251,034.53	C
10/20	Tax Distribution	0	(55.43)	C
10/21	Tax Distribution	0	162.90	C
10/21	Tax Distribution	0	18,794.84	C
10/21	Tax Distribution	0	597,105.87	C
10/21	Tax Distribution	0	(1,060.90)	C
10/21	Tax Distribution	0	72,714.35	C
10/21	Tax Distribution	0	45,433.39	C
10/21	Tax Distribution	0	52,599.63	C
10/21	Tax Distribution	0	23,661.48	C
10/22	Tax Distribution	0	933.74	C
10/22	Tax Distribution	0	19,533.89	C
10/22	Tax Distribution	0	266,717.04	C
10/22	Tax Distribution	0	4,189.59	C
10/22	Tax Distribution	0	62,812.02	C
10/22	Tax Distribution	0	23,495.86	C
10/22	Tax Distribution	0	8,770.44	C
10/22	Tax Distribution	0	16,453.34	C
10/23	Tax Distribution	0	373.55	C



Yavapai County Treasurer

Monthly Statement

Date Range: 10/1/2020 to 10/31/2020

10/23	Tax Distribution	0	23,848.42	C
10/23	Tax Distribution	0	58,257.82	C
10/23	Tax Distribution	0	16,749.31	C
10/23	Tax Distribution	0	83,238.31	C
10/23	Tax Distribution	0	32,826.18	C
10/23	Tax Distribution	0	20,071.48	C
10/23	Tax Distribution	0	14,759.43	C
10/26	Tax Distribution	0	6,344.11	C
10/26	Tax Distribution	0	(334.94)	C
10/26	Tax Distribution	0	2,373.37	C
10/26	Tax Distribution	0	55,023.17	C
10/26	Tax Distribution	0	19,980.53	C
10/26	Tax Distribution	0	20,167.49	C
10/26	Tax Distribution	0	19,647.39	C
10/27	Tax Distribution	0	6,725.05	C
10/27	Tax Distribution	0	87,605.54	C
10/27	Tax Distribution	0	27,415.36	C
10/27	Tax Distribution	0	18,886.21	C
10/27	Tax Distribution	0	38,627.41	C
10/28	Tax Distribution	0	531.08	C
10/28	Tax Distribution	0	141.93	C
10/28	Tax Distribution	0	20,280.83	C
10/28	Tax Distribution	0	863,840.00	C
10/28	Tax Distribution	0	11,054.50	C
10/28	Tax Distribution	0	54,740.68	C
10/28	Tax Distribution	0	57,696.48	C
10/28	Tax Distribution	0	104,143.52	C
10/28	Tax Distribution	0	23,115.34	C
10/29	Tax Distribution	0	13,131.98	C
10/29	Tax Distribution	0	633.44	C
10/29	Tax Distribution	0	(636.06)	C
10/29	Tax Distribution	0	9,202.24	C
10/29	Tax Distribution	0	66,331.29	C
10/29	Tax Distribution	0	27,200.06	C
10/29	Tax Distribution	0	27,764.75	C
10/29	Tax Distribution	0	31,332.07	C
10/30	Tax Distribution	0	164.59	C
10/30	Tax Distribution	0	9,971.16	C
10/30	Tax Distribution	0	2,458,003.16	C
10/30	Tax Distribution	0	13,130.16	C
10/30	Tax Distribution	0	77,974.64	C
10/30	Tax Distribution	0	48,911.64	C
10/30	Tax Distribution	0	32,077.74	C



Yavapai County Treasurer

Monthly Statement

Date Range: 10/1/2020 to 10/31/2020

10/30	Tax Distribution	0	30,292.30	C
12100.2012 2012 Personal Property Taxes			Source Code Total: 3.37	
10/15	Tax Distribution	0	3.37	C
12100.2013 2013 Personal Property Taxes			Source Code Total: 35.21	
10/06	Tax Distribution	0	35.21	C
12100.2015 2015 Personal Property Taxes			Source Code Total: 16.41	
10/09	Tax Distribution	0	16.41	C
12100.2016 2016 Personal Property Taxes			Source Code Total: 16.30	
10/09	Tax Distribution	0	16.30	C
12100.2017 2017 Personal Property Taxes			Source Code Total: 16.56	
10/09	Tax Distribution	0	16.56	C
12100.2018 2018 Personal Property Taxes			Source Code Total: 400.37	
10/09	Tax Distribution	0	16.79	C
10/09	Tax Distribution	0	37.96	C
10/12	Tax Distribution	0	6.93	C
10/22	Tax Distribution	0	304.99	C
10/28	Tax Distribution	0	33.70	C
12100.2019 2019 Personal Property Taxes			Source Code Total: 151.93	
10/08	Tax Distribution	0	11.64	C
10/09	Tax Distribution	0	25.22	C
10/09	Tax Distribution	0	16.92	C
10/12	Tax Distribution	0	6.98	C
10/28	Tax Distribution	0	33.42	C
10/28	Tax Distribution	0	57.75	C
12100.2020 2020 Personal Property Taxes			Source Code Total: 95,015.34	
10/01	Tax Distribution	0	163.25	C
10/01	Tax Distribution	0	376.74	C
10/02	Tax Distribution	0	50.35	C
10/05	Tax Distribution	0	53.01	C
10/05	Tax Distribution	0	92.24	C
10/05	Tax Distribution	0	72.77	C
10/06	Tax Distribution	0	99.03	C
10/06	Tax Distribution	0	235.32	C
10/06	Tax Distribution	0	93.14	C
10/07	Tax Distribution	0	921.16	C
10/07	Tax Distribution	0	111.70	C
10/07	Tax Distribution	0	203.26	C
10/07	Tax Distribution	0	92.73	C
10/08	Tax Distribution	0	78.47	C
10/08	Tax Distribution	0	341.29	C
10/08	Tax Distribution	0	114.92	C
10/09	Tax Distribution	0	194.55	C
10/09	Tax Distribution	0	91.49	C



Yavapai County Treasurer

Monthly Statement

Date Range: 10/1/2020 to 10/31/2020

10/09	Tax Distribution	0	66.66	C
10/09	Tax Distribution	0	1,997.55	C
10/09	Tax Distribution	0	218.42	C
10/09	Tax Distribution	0	6.24	C
10/12	Tax Distribution	0	577.85	C
10/12	Tax Distribution	0	421.48	C
10/12	Tax Distribution	0	634.07	C
10/13	Tax Distribution	0	38.70	C
10/13	Tax Distribution	0	5.61	C
10/13	Tax Distribution	0	132.17	C
10/13	Tax Distribution	0	56.74	C
10/13	Tax Distribution	0	317.06	C
10/14	Tax Distribution	0	101.65	C
10/14	Tax Distribution	0	117.68	C
10/14	Tax Distribution	0	1,064.20	C
10/14	Tax Distribution	0	(148.90)	C
10/14	Tax Distribution	0	14.81	C
10/14	Tax Distribution	0	429.46	C
10/14	Tax Distribution	0	871.64	C
10/14	Tax Distribution	0	206.96	C
10/15	Tax Distribution	0	185.95	C
10/15	Tax Distribution	0	581.19	C
10/15	Tax Distribution	0	2,838.91	C
10/15	Tax Distribution	0	585.58	C
10/15	Tax Distribution	0	2,964.54	C
10/16	Tax Distribution	0	229.38	C
10/16	Tax Distribution	0	129.86	C
10/16	Tax Distribution	0	999.03	C
10/16	Tax Distribution	0	356.52	C
10/16	Tax Distribution	0	252.78	C
10/19	Tax Distribution	0	435.81	C
10/19	Tax Distribution	0	524.42	C
10/19	Tax Distribution	0	525.88	C
10/19	Tax Distribution	0	1,539.12	C
10/19	Tax Distribution	0	40.94	C
10/20	Tax Distribution	0	442.52	C
10/20	Tax Distribution	0	5,341.25	C
10/20	Tax Distribution	0	2,286.04	C
10/20	Tax Distribution	0	868.38	C
10/20	Tax Distribution	0	208.70	C
10/20	Tax Distribution	0	571.19	C
10/21	Tax Distribution	0	2,813.40	C
10/21	Tax Distribution	0	10,758.32	C



Yavapai County Treasurer

Monthly Statement

Date Range: 10/1/2020 to 10/31/2020

10/21	Tax Distribution	0	2,679.48	C
10/21	Tax Distribution	0	1,327.57	C
10/21	Tax Distribution	0	3,610.36	C
10/21	Tax Distribution	0	96.83	C
10/22	Tax Distribution	0	71.67	C
10/22	Tax Distribution	0	3,341.37	C
10/22	Tax Distribution	0	4,456.12	C
10/22	Tax Distribution	0	34.92	C
10/22	Tax Distribution	0	570.23	C
10/22	Tax Distribution	0	638.19	C
10/22	Tax Distribution	0	1,476.12	C
10/22	Tax Distribution	0	238.31	C
10/23	Tax Distribution	0	331.70	C
10/23	Tax Distribution	0	628.55	C
10/23	Tax Distribution	0	191.07	C
10/23	Tax Distribution	0	614.48	C
10/23	Tax Distribution	0	1,154.77	C
10/23	Tax Distribution	0	340.64	C
10/23	Tax Distribution	0	128.11	C
10/26	Tax Distribution	0	763.85	C
10/26	Tax Distribution	0	5.36	C
10/26	Tax Distribution	0	4,482.42	C
10/26	Tax Distribution	0	485.70	C
10/26	Tax Distribution	0	1,969.85	C
10/26	Tax Distribution	0	620.76	C
10/27	Tax Distribution	0	204.34	C
10/27	Tax Distribution	0	402.95	C
10/27	Tax Distribution	0	608.01	C
10/27	Tax Distribution	0	561.37	C
10/27	Tax Distribution	0	236.23	C
10/28	Tax Distribution	0	852.94	C
10/28	Tax Distribution	0	7,045.62	C
10/28	Tax Distribution	0	63.17	C
10/28	Tax Distribution	0	766.01	C
10/28	Tax Distribution	0	1,045.87	C
10/28	Tax Distribution	0	1,727.39	C
10/28	Tax Distribution	0	394.94	C
10/29	Tax Distribution	0	370.09	C
10/29	Tax Distribution	0	100.96	C
10/29	Tax Distribution	0	524.01	C
10/29	Tax Distribution	0	317.09	C
10/29	Tax Distribution	0	359.83	C
10/29	Tax Distribution	0	163.10	C



Yavapai County Treasurer

Monthly Statement

Date Range: 10/1/2020 to 10/31/2020

10/30	Tax Distribution	0	92.75	C
10/30	Tax Distribution	0	387.43	C
10/30	Tax Distribution	0	118.06	C
10/30	Tax Distribution	0	458.05	C
10/30	Tax Distribution	0	435.11	C
10/30	Tax Distribution	0	1,479.68	C
10/30	Tax Distribution	0	46.73	C
37150.0 FDAT Distributions			Source Code Total: 160,480.49	
10/01	Fire Dist Assistance Tax 0.144320	0	565.07	C
10/02	Fire Dist Assistance Tax 0.144320	0	413.77	C
10/05	Fire Dist Assistance Tax 0.144320	0	1,538.54	C
10/06	Fire Dist Assistance Tax 0.144320	0	1,972.68	C
10/07	Fire Dist Assistance Tax 0.144320	0	2,073.56	C
10/08	Fire Dist Assistance Tax 0.144320	0	2,929.87	C
10/09	Fire Dist Assistance Tax 0.144320	0	3,474.46	C
10/12	Fire Dist Assistance Tax 0.144320	0	3,167.97	C
10/13	Fire Dist Assistance Tax 0.144320	0	2,203.98	C
10/14	Fire Dist Assistance Tax 0.144320	0	4,310.78	C
10/15	Fire Dist Assistance Tax 0.144320	0	4,243.78	C
10/16	Fire Dist Assistance Tax 0.144320	0	3,157.44	C
10/19	Fire Dist Assistance Tax 0.144320	0	4,452.53	C
10/20	Fire Dist Assistance Tax 0.144320	0	9,763.14	C
10/21	Fire Dist Assistance Tax 0.144320	0	18,236.89	C
10/22	Fire Dist Assistance Tax 0.144320	0	10,501.75	C
10/23	Fire Dist Assistance Tax 0.144320	0	5,812.16	C
10/26	Fire Dist Assistance Tax 0.144320	0	3,791.50	C
10/27	Fire Dist Assistance Tax 0.144320	0	4,509.86	C
10/28	Fire Dist Assistance Tax 0.144320	0	27,840.41	C
10/29	Fire Dist Assistance Tax 0.144320	0	2,643.18	C
10/30	Fire Dist Assistance Tax 0.144320	0	42,877.17	C
38108.0 Interest on Investments Charles Schwab			Source Code Total: 899.31	
10/27	Investment Interest	0	899.31	C
38109.0 Interest on Investments St Treas			Source Code Total: 70.85	
10/05	Investment Interest	0	48.01	C
10/19	Investment Interest	0	22.84	C
38113.0 Interest on Investments-Wells Fargo			Source Code Total: 2,054.04	
10/27	Investment Interest	0	747.79	C
10/27	Investment Interest	0	1,306.25	C
91032.0 Warrants Redeemed			Source Code Total: (607.50)	
10/09	Paid Warrants	0	(607.50)	D
91702.0 Transfer out			Source Code Total: (151,566.52)	
10/21	Transfer per request from KB 10/21/20	0	(48,452.07)	D
10/29	Solar Rebate Transfer	0	(47,875.90)	D



Yavapai County Treasurer

Monthly Statement

Date Range: 10/1/2020 to 10/31/2020

10/29	Solar Rebate Transfer half	0	(47,875.90)	D
10/30	Solar rebate transfer correction from 10/29/20	0	(7,362.65)	D
6060040000 Central Yavapai Fire Dist GF			Ending Balance: 8,755,203.34	

Warrant Detail

Payee Name	Warrant	Amount	Issue Dt	Status Dt	Voucher
6060040000 Central Yavapai Fire Dist GF					Account Total: 607.50
Fund: 0600					Fund Total: 607.50
Status: PAID					Status Total: 607.50
/	0706001052	607.50	10/05/20	10/09/20	
	Count	Amount			
Total PAID:	1	607.50			



YAVAPAI COUNTY TREASURER

1015 Fair Street
Prescott, AZ 86305
www.yavapai.us
(928) 771-3233
Fax (928) 771-3390

Chip Davis
Treasurer

Jessee Porter
Chief Deputy

September 24, 2020

Central Yavapai Fire District
8603 E Eastridge Drive
Prescott Valley, AZ 86314

Due to recently passed legislation by Arizona State Legislature (HB 2493) the Treasurer's Office is required to adjust your districts, or entities account.

In 2015 the AZ State Department of Revenue made the decision that leased solar panels would need to be taxed as centrally assessed property because the fed electricity into buildings and into the APS grid, thus making them a solar power plant. The solar companies sued, and the state lost the argument that they were solar power plants, but the tax court did determine that their panels could be taxed as personal property of the solar companies.

Yavapai County was then directed by the Department of Revenue to tax the solar companies at the local level for the personal property tax, which we did. The solar companies again sued claiming they were exempt from taxation. Knowing they were likely to lose this claim, they approached our elected legislators whom in turn drafted and passed legislation minimizing their tax liability and making it retroactive back to 2015. We now have to go back and refund, from the affected districts, the solar panel personal property tax, starting with the year 2015.

We are sorry to inform you of this action, but we must be as transparent and informative of all issues pertaining to your account.

Sincerely,

Chip Davis
Treasurer
Yavapai County Treasurer's Office

CENTRAL YAVAPAI FIRE DISTRICT
Bank Reconciliation Summary
For the Bank Statement ending: 10/31/2020

BANK CONTROL ID: CYFD - GENERAL FUND		DESC: GENERAL FUND	ACCOUNT NO: 1100
Beginning Balance:	10/01/20		\$811,634.66
Deposits and Credits:			\$8,095,742.70
Checks and Charges:			(\$152,174.02)
Adjustments:			\$0.00
Ending Balance Per Reconciliation:			<u>\$8,755,203.34</u>
Ending Balance Per Bank Statement:	10/31/20		\$8,755,203.34
* Outstanding Deposits and Credits:	10/31/20		\$0.00
* Outstanding Checks and Charges:	10/31/20		\$0.00
Ending Book Balance:			<u>\$8,755,203.34</u>

* Outstanding amounts are all outstanding credits and charges dated prior or equal to the Reconciliation date.

CENTRAL YAVAPAI FIRE DISTRICT
BR Checks and Charges Cleared
For the Bank Statement ending: 10/31/20

CYFD		General Fund			1100
Date	Document	Description	Module	Company	Amount
10/05/20	706001051	Nicolas J. Cornelius	AP	CYFD	\$607.50
10/05/20	706001051	Nicolas J. Cornelius	AP	CYFD	(\$607.50)
10/05/20	706001052	Nicolas J. Cornelius	AP	CYFD	\$607.50
10/31/20	Cash With Yav Cty	Fire Authority Funding October	GL	CYFD	\$48,452.07
10/31/20	Cash With Yav Cty	Solar Rebate Transfer	GL	CYFD	\$103,114.45
TOTAL CHECKS AND CHARGES CLEARED:					\$152,174.02

CENTRAL YAVAPAI FIRE DISTRICT
BR Checks and Charges Outstanding
For the Bank Statement ending:

<u>Date</u>	<u>Document</u>	<u>Description</u>	<u>Module</u>	<u>Company</u>	<u>Amount</u>
-------------	-----------------	--------------------	---------------	----------------	---------------

TOTAL CHECKS AND CHARGES OUTSTANDING:

CENTRAL YAVAPAI FIRE DISTRICT
BR Deposits and Credits Cleared
For the Bank Statement ending: 10/31/20

CYFD		General Fund			1100
Date	Document	Description	Module	Company	Amount
10/05/20	5110	Deposit	AR	CYFD	\$4,766.63
10/05/20	VOID: 3323503298	Void for Cust ID: CINGU1	AR	CYFD	(\$4,766.63)
10/31/20	Cash With YavCty	Tax and Interest Revenue Octob	GL	CYFD	\$8,095,742.70
TOTAL DEPOSITS AND CREDITS CLEARED:					\$8,095,742.70

CENTRAL YAVAPAI FIRE DISTRICT
BR Deposits and Credits Outstanding
For the Bank Statement ending:

Date	Document	Description	Module	Company	Amount
------	----------	-------------	--------	---------	--------

TOTAL DEPOSITS AND CREDITS OUTSTANDING:

CENTRAL YAVAPAI FIRE DISTRICT
Bank Reconciliation Register

Document Number	Date	BR Status	Void?	Description	Date Cleared	Amount
-----------------	------	-----------	-------	-------------	--------------	--------

MODULE: CHECKS FROM ACCOUNTS PAYABLE

BANK CONTROL ID: CYFD - GENERAL FUND						
706001051	10/05/20	Marked	No	Nicolas J. Cornelius	11/17/20	\$607.50
706001051	10/05/20	Marked	Yes	Nicolas J. Cornelius	11/17/20	(\$607.50)
706001052	10/05/20	Marked	No	Nicolas J. Cornelius	11/17/20	\$607.50
SUB TOTAL FOR BANK:						\$607.50
TOTAL FOR MODULE:						\$607.50

MODULE: DEPOSITS FROM ACCOUNTS RECEIVABLE

BANK CONTROL ID: CYFD - GENERAL FUND						
5110	10/05/20	Marked	No	Deposit	11/17/20	\$4,766.63
VOID: 3323503298	10/05/20	Marked	No	Void for Cust ID: CINGU1	11/17/20	(\$4,766.63)
SUB TOTAL FOR BANK:						\$0.00
TOTAL FOR MODULE:						\$0.00

MODULE: JOURNAL ENTRIES FROM GENERAL LEDGER

BANK CONTROL ID: CYFD - GENERAL FUND						
Cash With Yav Cty	10/31/20	Marked	No	Fire Authority Funding October	11/17/20	\$48,452.07
Cash With Yav Cty	10/31/20	Marked	No	Solar Rebate Transfer	11/17/20	\$103,114.45
Cash With YavCty	10/31/20	Marked	No	Tax and Interest Revenue Octob	11/17/20	\$8,095,742.70
SUB TOTAL FOR BANK:						\$8,247,309.22
TOTAL FOR MODULE:						\$8,247,309.22

CENTRAL YAVAPAI FIRE DISTRICT
BR Adjustments Report
For the Bank Statement ending:

Date	Document	Description	GL Account	Offset Amt	Adj. Amt
------	----------	-------------	------------	------------	----------

DOCUMENT:

ADJUSTMENT DOCUMENT " TOTAL:

TOTAL FOR ALL ADJUSTMENTS:

CENTRAL YAVAPAI FIRE DISTRICT
Income Statement
(Original Budget to Actual Comparison)
For the period of 10/1/2020 Through 10/31/2020

	Account	Actual	Current Period Budget	Variance	%	Actual	Year To Date Budget	Variance	%
<u>Revenues</u>									
Real Estate Tax	400000000	\$7,733,468.07	\$0.00	\$7,733,468.07	0.0%	\$7,899,366.56	\$19,423,017.00	\$(11,523,650.44)	(59.3)%
Personal Property Tax	410000000	95,655.49	0.00	95,655.49	0.0	103,081.21	0.00	103,081.21	0.0
Fire District Assistance Tax	420000000	160,480.49	0.00	160,480.49	0.0	164,791.44	400,000.00	(235,208.56)	(58.8)
Cell Tower Lease Revenue	477500000	0.00	0.00	0.00	0.0	19,777.44	55,668.00	(35,890.56)	(64.5)
Interest Income-General Fund	490000000	3,024.20	0.00	3,024.20	0.0	3,447.22	0.00	3,447.22	0.0
Net Revenues		\$7,992,628.25	\$0.00	\$7,992,628.25	0.0 %	\$8,190,463.87	\$19,878,685.00	\$(11,688,221.13)	(58.8)%
<u>Personnel Expenses</u>									
Fire Authority Funding	670010000	\$48,452.07	\$0.00	\$(48,452.07)	0.0%	\$422,301.91	\$19,765,185.00	\$19,342,883.09	97.9%
Total Personnel Expenses		\$48,452.07	\$0.00	\$(48,452.07)	0.0 %	\$422,301.91	\$19,765,185.00	\$19,342,883.09	97.9 %
<u>Service Expenses</u>									
Audit & Accounting	640010000	\$0.00	\$0.00	\$0.00	0.0%	\$0.00	\$7,500.00	\$7,500.00	100.0%
Other Prof Services/Admin	640510000	0.00	0.00	0.00	0.0	0.00	80,000.00	80,000.00	100.0
Legal Services - Routine	641010000	360.00	0.00	(360.00)	0.0	1,890.00	5,000.00	3,110.00	62.2
Legal Services - Non-Routine	641010600	247.50	0.00	(247.50)	0.0	765.00	0.00	(765.00)	0.0
Fire Board Expenses	644110000	0.00	0.00	0.00	0.0	0.00	1,000.00	1,000.00	100.0
Misc/Admin	661010000	0.00	0.00	0.00	0.0	14.74	0.00	(14.74)	0.0
Total Service Expenses		\$607.50	\$0.00	\$(607.50)	0.0 %	\$2,669.74	\$93,500.00	\$90,830.26	97.1 %
Total Expenses		\$49,059.57		\$(49,059.57)		\$424,971.65	\$19,858,685.00	\$19,433,713.35	97.9%
Income (Loss) from Operations		\$7,943,568.68	\$0.00	\$7,943,568.68	0.0%	\$7,765,492.22	\$20,000.00	\$7,745,492.22	38727.5%
<u>Contingency</u>									
Funded Contingency/Admin	780010000	\$0.00	\$0.00	\$0.00	0.0%	\$0.00	\$(20,000.00)	\$20,000.00	100.0%
Total Contingency		\$0.00	\$0.00	\$0.00	0.0 %	\$0.00	\$(20,000.00)	\$20,000.00	100.0 %
Net Income (Loss)		\$7,943,568.68	\$0.00	\$7,943,568.68	0.0%	\$7,765,492.22	\$0.00	\$7,765,492.22	0.0%

11/17/20
1:01:34 PM

CENTRAL YAVAPAI FIRE DISTRICT

Balance Sheet
As of 10/31/2020

Assets

Current Assets

Cash with Yavapai County	\$8,755,203.34	
Taxes Receivable	328,820.73	
Total Current Assets		\$9,084,024.07
Total Assets		\$9,084,024.07

Liabilities and Net Assets

Current Liabilities

Accounts Payable	\$2,048.00	
Deferred Revenue	410,168.73	
CAFMA accounts payable	224,466.00	
Total Current Liabilities		\$636,682.73
Total Liabilities		\$636,682.73

Net Assets

Fund Balance	\$681,849.12	
Current Year Net Assets	7,765,492.22	
Total Net Assets		8,447,341.34
Total Liabilities and Net Assets		\$9,084,024.07

CENTRAL YAVAPAI FIRE DISTRICT
GL Account Ledger - Detail By Period
10/1/2020 through 10/31/2020

Batch	Journal	Entry #	Date	Job	Document	Description	Debits	Credits	Balance
1100.0.0.000					CASH WITH YAVAPAI COUNTY				\$811,634.66
4838	CR	1489045	10/05/20		3323503298	AT&T MOBILITY, LLC -	4,766.63	-	816,401.29
4843	CR	1489065	10/05/20		3323503298	AT&T MOBILITY, LLC - Void: 8193	-	4,639.06	811,762.23
4843	CR	1489067	10/05/20		3323503298	AT&T MOBILITY, LLC - Void: 8193	-	127.57	811,634.66
4839	CD	1489048	10/05/20		706001051	Nicolas J. Cornelius - Cash Disbursement CORNIC	-	607.50	811,027.16
4839	CD	1489051	10/05/20		706001051	Nicolas J. Cornelius - Void Check CORNIC	607.50	-	811,634.66
4839	CD	1489054	10/05/20		706001052	Nicolas J. Cornelius - Cash Disbursement CORNIC	-	607.50	811,027.16
4845	A	1489073	10/31/20		Cash With Yav Cty	Fire Authority Funding October, 2020	-	48,452.07	762,575.09
4852	A	1489105	10/31/20		Cash With Yav Cty	Solar Rebate Transfer	-	103,114.45	659,460.64
4851	A	1489097	10/31/20		Cash With YavCty	Tax and Interest Revenue October 2020	8,095,742.70	-	8,755,203.34
CASH WITH YAVAPAI COUNTY TOTALS:							\$8,101,116.83	\$157,548.15	\$8,755,203.34
TOTAL OF LEDGER:							\$8,101,116.83	\$157,548.15	\$8,755,203.34

CENTRAL YAVAPAI FIRE DISTRICT
GL Trial Balance Worksheet
For The Period of 10/1/2020 through 10/31/2020

Account	Description	Balances				Adjustments
		Beginning	Debits	Credits	Ending	
1100.0.0.000	Cash with Yavapai County	\$811,634.66	\$8,101,116.83	\$157,548.15	\$8,755,203.34	
TOTALS:		<u>\$811,634.66</u>	<u>\$8,101,116.83</u>	<u>\$157,548.15</u>	<u>\$8,755,203.34</u>	

* Inactive accounts are marked and appear in grey.

CENTRAL YAVAPAI FIRE DISTRICT
BOND DEBT SERVICE ACCOUNT 6-60240-0000
CHECK RECONCILIATION OCTOBER, 2020

Reconciliation:

Beginning Balance (CYFD):	\$	276,099.57
Deposits:	\$	528,383.37
Bank Paying Agent Fees:	\$	-
Interest Income:	\$	785.04
Bank Principal/Interest Payments	\$	-
Other: County Trf In-Solar Rebate:	\$	7,362.65
Ending Balance:	\$	812,630.63

Difference Between Balances: \$ -

Bank Statement Balance:

Balance Per Bank: \$ 812,630.63

Ending Balance: \$ **812,630.63**

Deposits Per Bank Statement:

Real Estate Taxes:	\$	522,002.87
Personal Property Taxes:	\$	6,380.50
Interest Income:	\$	785.04
Other: County Trf In-Solar Rebate:	\$	7,362.65
Ending Balance:	\$	536,531.06

Reconciliation Approved By:

Scott Freitag

Scott Freitag, Fire Chief



Digitally signed by Scott Freitag

Date: 2020.11.23 10:15:42 -07'00'

Reconciliation Reviewed By:

Dave Tharp

David Tharp, Assistant Chief of Administration



Digitally signed by Dave Tharp

Date: 2020.11.23 09:50:35 -07'00'

Reconciliation Prepared By:

Karen Butler

Karen Butler, Finance Manager



Digitally signed by Karen Butler

Date: 2020.11.17 14:59:10 -07'00'

CENTRAL YAVAPAI FIRE DISTRICT
BOND DEBT FUND - OCTOBER, 2020

Real Estate Taxes:	\$	522,002.87
UPP Taxes:	\$	6,380.50
Interest Received:	\$	785.04
Other: Transfer In - <i>Solar Rebate Trf Correct</i> :	\$	7,362.65
<hr/>		
TOTAL:	\$	536,531.06
<hr/>		



Yavapai County Treasurer

Monthly Statement

Date Range: 10/1/2020 to 10/31/2020

Central Yavapai Fire Dist BDS
Fund: 6060240000

Account	Period	YTD		
6060240000	Central Yavapai Fire Dist BDS			
Begin Balance:	276,099.57	264,089.30		
Income:	536,531.06 ✓	549,222.37		
LOC Advance:	.00	.00		
Expense:	.00	(681.04)	LOC:	.00
LOC Payments:	.00	.00	Warrants Outstanding:	.00
Cash Balance:	812,630.63	812,630.63	End:	812,630.63



Yavapai County Treasurer

Monthly Statement

Date Range: 10/1/2020 to 10/31/2020

Monthly Statement Summary

Source Code	Description		MTDAmount	YTDAmount
6060240000	Central Yavapai Fire Dist BDS	Beginning Balance:	276,099.57	264,089.30
11100.2013	2013 Real Estate Taxes		.00	.46
11100.2014	2014 Real Estate Taxes		.00	.40
11100.2015	2015 Real Estate Taxes		.00	.40
11100.2016	2016 Real Estate Taxes		.00	.18
11100.2017	2017 Real Estate Taxes		.00	(.88)
11100.2018	2018 Real Estate Taxes		1.94	6.17
11100.2019	2019 Real Estate Taxes		702.45	11,230.98
11100.2020	2020 Real Estate Taxes		521,298.48	522,498.75
12100.2011	2011 Personal Property Taxes		.00	.22
12100.2012	2012 Personal Property Taxes		.41	.83
12100.2013	2013 Personal Property Taxes		4.29	4.29
12100.2014	2014 Personal Property Taxes		.00	8.54
12100.2015	2015 Personal Property Taxes		1.65	4.89
12100.2016	2016 Personal Property Taxes		1.52	9.28
12100.2017	2017 Personal Property Taxes		1.42	22.11
12100.2018	2018 Personal Property Taxes		31.83	120.48
12100.2019	2019 Personal Property Taxes		10.82	428.58
12100.2020	2020 Personal Property Taxes		6,328.56	6,328.56
38108.0	Interest on Investments Charles Schwab		241.46	520.23
38109.0	Interest on Investments St Treas		23.25	154.92
38113.0	Interest on Investments-Wells Fargo		520.33	520.33
7376.0	Transfer in		7,362.65	7,362.65
90002.0	Interest Pd on Tax Roll Corrections		.00	(1.04)
91702.0	Transfer out		.00	(330.00)
92185.0	Paying Agent Fees		.00	(350.00)
		Ending Balance:	812,630.63	812,630.63

Monthly Statement Detail

Date	Notes	Doc #	Amount	C/D
6060240000	Central Yavapai Fire Dist BDS		Beginning Balance: 276,099.57	
11100.2018	2018 Real Estate Taxes		Source Code Total: 1.94	
10/22	Tax Distribution	0	1.94	C
11100.2019	2019 Real Estate Taxes		Source Code Total: 702.45	
10/01	Tax Distribution	0	9.16	C
10/01	Tax Distribution	0	15.60	C
10/01	Tax Distribution	0	25.08	C
10/02	Tax Distribution	0	6.29	C
10/02	Tax Distribution	0	57.61	C



Yavapai County Treasurer

Monthly Statement

Date Range: 10/1/2020 to 10/31/2020

10/02	Tax Distribution	0	7.75	C
10/05	Tax Distribution	0	3.47	C
10/05	Tax Distribution	0	12.64	C
10/05	Tax Distribution	0	92.84	C
10/06	Tax Distribution	0	4.06	C
10/06	Tax Distribution	0	5.49	C
10/06	Tax Distribution	0	6.28	C
10/07	Tax Distribution	0	2.92	C
10/07	Tax Distribution	0	5.84	C
10/07	Tax Distribution	0	.17	C
10/08	Tax Distribution	0	9.74	C
10/08	Tax Distribution	0	10.26	C
10/09	Tax Distribution	0	8.47	C
10/09	Tax Distribution	0	8.71	C
10/12	Tax Distribution	0	5.67	C
10/12	Tax Distribution	0	6.57	C
10/12	Tax Distribution	0	5.97	C
10/13	Tax Distribution	0	7.93	C
10/13	Tax Distribution	0	2.10	C
10/14	Tax Distribution	0	5.83	C
10/14	Tax Distribution	0	9.43	C
10/16	Tax Distribution	0	1.88	C
10/16	Tax Distribution	0	18.76	C
10/19	Tax Distribution	0	77.99	C
10/19	Tax Distribution	0	.19	C
10/19	Tax Distribution	0	24.01	C
10/19	Tax Distribution	0	.14	C
10/20	Tax Distribution	0	1.87	C
10/20	Tax Distribution	0	6.02	C
10/20	Tax Distribution	0	2.51	C
10/21	Tax Distribution	0	45.50	C
10/21	Tax Distribution	0	14.73	C
10/21	Tax Distribution	0	39.50	C
10/22	Tax Distribution	0	9.72	C
10/22	Tax Distribution	0	.25	C
10/23	Tax Distribution	0	.21	C
10/23	Tax Distribution	0	.05	C
10/26	Tax Distribution	0	16.19	C
10/26	Tax Distribution	0	10.63	C
10/27	Tax Distribution	0	8.35	C
10/27	Tax Distribution	0	8.40	C
10/27	Tax Distribution	0	3.90	C
10/27	Tax Distribution	0	38.19	C



Yavapai County Treasurer

Monthly Statement

Date Range: 10/1/2020 to 10/31/2020

10/28	Tax Distribution	0	13.10	C
10/28	Tax Distribution	0	3.76	C
10/28	Tax Distribution	0	4.35	C
10/29	Tax Distribution	0	.48	C
10/30	Tax Distribution	0	5.35	C
10/30	Tax Distribution	0	7.84	C
10/30	Tax Distribution	0	2.70	C
11100.2020 2020 Real Estate Taxes			Source Code Total: 521,298.48	
10/01	Tax Distribution	0	198.65	C
10/01	Tax Distribution	0	513.39	C
10/01	Tax Distribution	0	483.82	C
10/01	Tax Distribution	0	937.52	C
10/01	Tax Distribution	0	144.30	C
10/02	Tax Distribution	0	197.85	C
10/02	Tax Distribution	0	240.74	C
10/02	Tax Distribution	0	162.23	C
10/02	Tax Distribution	0	132.25	C
10/02	Tax Distribution	0	86.52	C
10/05	Tax Distribution	0	285.36	C
10/05	Tax Distribution	0	861.32	C
10/05	Tax Distribution	0	665.37	C
10/05	Tax Distribution	0	677.48	C
10/05	Tax Distribution	0	826.06	C
10/05	Tax Distribution	0	1,300.29	C
10/06	Tax Distribution	0	22.30	C
10/06	Tax Distribution	0	354.52	C
10/06	Tax Distribution	0	11.45	C
10/06	Tax Distribution	0	2,381.36	C
10/06	Tax Distribution	0	916.36	C
10/06	Tax Distribution	0	924.45	C
10/06	Tax Distribution	0	629.59	C
10/07	Tax Distribution	0	355.49	C
10/07	Tax Distribution	0	(35.36)	C
10/07	Tax Distribution	0	1,862.66	C
10/07	Tax Distribution	0	2,823.67	C
10/07	Tax Distribution	0	1,497.60	C
10/07	Tax Distribution	0	400.80	C
10/08	Tax Distribution	0	808.22	C
10/08	Tax Distribution	0	2,798.95	C
10/08	Tax Distribution	0	2,283.81	C
10/08	Tax Distribution	0	3,917.98	C
10/08	Tax Distribution	0	484.76	C
10/09	Tax Distribution	0	411.62	C



Yavapai County Treasurer

Monthly Statement

Date Range: 10/1/2020 to 10/31/2020

10/09	Tax Distribution	0	331.07	C
10/09	Tax Distribution	0	(12.60)	C
10/09	Tax Distribution	0	2,771.86	C
10/09	Tax Distribution	0	2,814.33	C
10/09	Tax Distribution	0	2,705.10	C
10/09	Tax Distribution	0	1,970.37	C
10/12	Tax Distribution	0	323.41	C
10/12	Tax Distribution	0	349.27	C
10/12	Tax Distribution	0	2,472.11	C
10/12	Tax Distribution	0	2,117.95	C
10/12	Tax Distribution	0	2,386.52	C
10/12	Tax Distribution	0	330.18	C
10/13	Tax Distribution	0	.13	C
10/13	Tax Distribution	0	1,323.62	C
10/13	Tax Distribution	0	81.94	C
10/13	Tax Distribution	0	2,317.19	C
10/13	Tax Distribution	0	1,742.15	C
10/13	Tax Distribution	0	1,476.86	C
10/14	Tax Distribution	0	58.52	C
10/14	Tax Distribution	0	1,323.88	C
10/14	Tax Distribution	0	(2.67)	C
10/14	Tax Distribution	0	298.88	C
10/14	Tax Distribution	0	3,173.78	C
10/14	Tax Distribution	0	5,492.01	C
10/14	Tax Distribution	0	1,336.51	C
10/14	Tax Distribution	0	549.47	C
10/15	Tax Distribution	0	15.42	C
10/15	Tax Distribution	0	1,796.53	C
10/15	Tax Distribution	0	435.57	C
10/15	Tax Distribution	0	2,604.73	C
10/15	Tax Distribution	0	3,756.34	C
10/15	Tax Distribution	0	4,431.42	C
10/15	Tax Distribution	0	981.10	C
10/16	Tax Distribution	0	1,630.32	C
10/16	Tax Distribution	0	489.25	C
10/16	Tax Distribution	0	333.96	C
10/16	Tax Distribution	0	3,574.68	C
10/16	Tax Distribution	0	2,108.55	C
10/16	Tax Distribution	0	1,796.23	C
10/19	Tax Distribution	0	4,233.02	C
10/19	Tax Distribution	0	(38.58)	C
10/19	Tax Distribution	0	(14.09)	C
10/19	Tax Distribution	0	371.25	C



Yavapai County Treasurer

Monthly Statement

Date Range: 10/1/2020 to 10/31/2020

10/19	Tax Distribution	0	4,790.05	C
10/19	Tax Distribution	0	1,806.47	C
10/19	Tax Distribution	0	2,530.19	C
10/19	Tax Distribution	0	1,188.59	C
10/20	Tax Distribution	0	4.78	C
10/20	Tax Distribution	0	9.87	C
10/20	Tax Distribution	0	2,982.09	C
10/20	Tax Distribution	0	16,720.24	C
10/20	Tax Distribution	0	(3.69)	C
10/20	Tax Distribution	0	464.80	C
10/20	Tax Distribution	0	3,848.91	C
10/20	Tax Distribution	0	2,514.27	C
10/20	Tax Distribution	0	2,296.84	C
10/20	Tax Distribution	0	2,635.60	C
10/21	Tax Distribution	0	10.86	C
10/21	Tax Distribution	0	1,251.82	C
10/21	Tax Distribution	0	39,770.47	C
10/21	Tax Distribution	0	(70.66)	C
10/21	Tax Distribution	0	4,843.16	C
10/21	Tax Distribution	0	3,026.06	C
10/21	Tax Distribution	0	3,503.39	C
10/21	Tax Distribution	0	1,576.00	C
10/22	Tax Distribution	0	62.19	C
10/22	Tax Distribution	0	1,300.99	C
10/22	Tax Distribution	0	17,764.73	C
10/22	Tax Distribution	0	279.05	C
10/22	Tax Distribution	0	4,183.68	C
10/22	Tax Distribution	0	1,564.99	C
10/22	Tax Distribution	0	584.13	C
10/22	Tax Distribution	0	1,095.91	C
10/23	Tax Distribution	0	24.88	C
10/23	Tax Distribution	0	1,588.42	C
10/23	Tax Distribution	0	3,880.27	C
10/23	Tax Distribution	0	1,115.59	C
10/23	Tax Distribution	0	5,544.08	C
10/23	Tax Distribution	0	2,186.36	C
10/23	Tax Distribution	0	1,336.77	C
10/23	Tax Distribution	0	983.06	C
10/26	Tax Distribution	0	422.57	C
10/26	Tax Distribution	0	(22.31)	C
10/26	Tax Distribution	0	158.08	C
10/26	Tax Distribution	0	3,664.85	C
10/26	Tax Distribution	0	1,330.83	C



Yavapai County Treasurer

Monthly Statement

Date Range: 10/1/2020 to 10/31/2020

10/26	Tax Distribution	0	1,343.25	C
10/26	Tax Distribution	0	1,308.58	C
10/27	Tax Distribution	0	447.92	C
10/27	Tax Distribution	0	5,835.01	C
10/27	Tax Distribution	0	1,826.00	C
10/27	Tax Distribution	0	1,257.89	C
10/27	Tax Distribution	0	2,572.81	C
10/28	Tax Distribution	0	35.38	C
10/28	Tax Distribution	0	9.45	C
10/28	Tax Distribution	0	1,350.81	C
10/28	Tax Distribution	0	57,536.25	C
10/28	Tax Distribution	0	736.30	C
10/28	Tax Distribution	0	3,646.09	C
10/28	Tax Distribution	0	3,842.90	C
10/28	Tax Distribution	0	6,936.50	C
10/28	Tax Distribution	0	1,539.63	C
10/29	Tax Distribution	0	874.64	C
10/29	Tax Distribution	0	42.19	C
10/29	Tax Distribution	0	(42.36)	C
10/29	Tax Distribution	0	612.92	C
10/29	Tax Distribution	0	4,417.94	C
10/29	Tax Distribution	0	1,811.67	C
10/29	Tax Distribution	0	1,849.24	C
10/29	Tax Distribution	0	2,086.89	C
10/30	Tax Distribution	0	10.96	C
10/30	Tax Distribution	0	664.14	C
10/30	Tax Distribution	0	163,715.50	C
10/30	Tax Distribution	0	874.53	C
10/30	Tax Distribution	0	5,193.44	C
10/30	Tax Distribution	0	3,257.71	C
10/30	Tax Distribution	0	2,136.57	C
10/30	Tax Distribution	0	2,017.58	C
12100.2012 2012 Personal Property Taxes			Source Code Total: .41	
10/15	Tax Distribution	0	.41	C
12100.2013 2013 Personal Property Taxes			Source Code Total: 4.29	
10/06	Tax Distribution	0	4.29	C
12100.2015 2015 Personal Property Taxes			Source Code Total: 1.65	
10/09	Tax Distribution	0	1.65	C
12100.2016 2016 Personal Property Taxes			Source Code Total: 1.52	
10/09	Tax Distribution	0	1.52	C
12100.2017 2017 Personal Property Taxes			Source Code Total: 1.42	
10/09	Tax Distribution	0	1.42	C



Yavapai County Treasurer

Monthly Statement

Date Range: 10/1/2020 to 10/31/2020

12100.2018 2018 Personal Property Taxes			Source Code Total: 31.83	
10/09	Tax Distribution	0	1.33	C
10/09	Tax Distribution	0	3.02	C
10/12	Tax Distribution	0	.55	C
10/22	Tax Distribution	0	24.25	C
10/28	Tax Distribution	0	2.68	C
12100.2019 2019 Personal Property Taxes			Source Code Total: 10.82	
10/08	Tax Distribution	0	.83	C
10/09	Tax Distribution	0	1.80	C
10/09	Tax Distribution	0	1.20	C
10/12	Tax Distribution	0	.50	C
10/28	Tax Distribution	0	2.38	C
10/28	Tax Distribution	0	4.11	C
12100.2020 2020 Personal Property Taxes			Source Code Total: 6,328.56	
10/01	Tax Distribution	0	10.87	C
10/01	Tax Distribution	0	25.09	C
10/02	Tax Distribution	0	3.35	C
10/05	Tax Distribution	0	3.53	C
10/05	Tax Distribution	0	6.14	C
10/05	Tax Distribution	0	4.85	C
10/06	Tax Distribution	0	6.60	C
10/06	Tax Distribution	0	15.67	C
10/06	Tax Distribution	0	6.20	C
10/07	Tax Distribution	0	61.35	C
10/07	Tax Distribution	0	7.44	C
10/07	Tax Distribution	0	13.54	C
10/07	Tax Distribution	0	6.17	C
10/08	Tax Distribution	0	5.23	C
10/08	Tax Distribution	0	22.73	C
10/08	Tax Distribution	0	7.66	C
10/09	Tax Distribution	0	12.97	C
10/09	Tax Distribution	0	6.09	C
10/09	Tax Distribution	0	4.44	C
10/09	Tax Distribution	0	133.05	C
10/09	Tax Distribution	0	14.55	C
10/09	Tax Distribution	0	.42	C
10/12	Tax Distribution	0	38.49	C
10/12	Tax Distribution	0	28.08	C
10/12	Tax Distribution	0	42.22	C
10/13	Tax Distribution	0	2.58	C
10/13	Tax Distribution	0	.37	C
10/13	Tax Distribution	0	8.81	C
10/13	Tax Distribution	0	3.78	C



Yavapai County Treasurer

Monthly Statement

Date Range: 10/1/2020 to 10/31/2020

10/13	Tax Distribution	0	21.11	C
10/14	Tax Distribution	0	6.77	C
10/14	Tax Distribution	0	7.84	C
10/14	Tax Distribution	0	70.88	C
10/14	Tax Distribution	0	(9.92)	C
10/14	Tax Distribution	0	.99	C
10/14	Tax Distribution	0	28.59	C
10/14	Tax Distribution	0	58.06	C
10/14	Tax Distribution	0	13.78	C
10/15	Tax Distribution	0	12.38	C
10/15	Tax Distribution	0	38.71	C
10/15	Tax Distribution	0	189.09	C
10/15	Tax Distribution	0	39.00	C
10/15	Tax Distribution	0	197.45	C
10/16	Tax Distribution	0	15.28	C
10/16	Tax Distribution	0	8.64	C
10/16	Tax Distribution	0	66.52	C
10/16	Tax Distribution	0	23.75	C
10/16	Tax Distribution	0	16.84	C
10/19	Tax Distribution	0	29.01	C
10/19	Tax Distribution	0	34.92	C
10/19	Tax Distribution	0	35.02	C
10/19	Tax Distribution	0	102.50	C
10/19	Tax Distribution	0	2.73	C
10/20	Tax Distribution	0	29.47	C
10/20	Tax Distribution	0	355.76	C
10/20	Tax Distribution	0	152.28	C
10/20	Tax Distribution	0	57.83	C
10/20	Tax Distribution	0	13.90	C
10/20	Tax Distribution	0	38.05	C
10/21	Tax Distribution	0	187.38	C
10/21	Tax Distribution	0	716.63	C
10/21	Tax Distribution	0	178.48	C
10/21	Tax Distribution	0	88.43	C
10/21	Tax Distribution	0	240.48	C
10/21	Tax Distribution	0	6.45	C
10/22	Tax Distribution	0	4.77	C
10/22	Tax Distribution	0	222.55	C
10/22	Tax Distribution	0	296.79	C
10/22	Tax Distribution	0	2.33	C
10/22	Tax Distribution	0	37.98	C
10/22	Tax Distribution	0	42.51	C
10/22	Tax Distribution	0	98.32	C



Yavapai County Treasurer

Monthly Statement

Date Range: 10/1/2020 to 10/31/2020

10/22	Tax Distribution	0	15.89	C
10/23	Tax Distribution	0	22.09	C
10/23	Tax Distribution	0	41.86	C
10/23	Tax Distribution	0	12.73	C
10/23	Tax Distribution	0	40.94	C
10/23	Tax Distribution	0	76.90	C
10/23	Tax Distribution	0	22.68	C
10/23	Tax Distribution	0	8.52	C
10/26	Tax Distribution	0	50.87	C
10/26	Tax Distribution	0	.36	C
10/26	Tax Distribution	0	298.57	C
10/26	Tax Distribution	0	32.34	C
10/26	Tax Distribution	0	131.21	C
10/26	Tax Distribution	0	41.35	C
10/27	Tax Distribution	0	13.62	C
10/27	Tax Distribution	0	26.84	C
10/27	Tax Distribution	0	40.49	C
10/27	Tax Distribution	0	37.39	C
10/27	Tax Distribution	0	15.73	C
10/28	Tax Distribution	0	56.81	C
10/28	Tax Distribution	0	469.31	C
10/28	Tax Distribution	0	4.21	C
10/28	Tax Distribution	0	51.02	C
10/28	Tax Distribution	0	69.66	C
10/28	Tax Distribution	0	115.06	C
10/28	Tax Distribution	0	26.30	C
10/29	Tax Distribution	0	24.65	C
10/29	Tax Distribution	0	6.72	C
10/29	Tax Distribution	0	34.90	C
10/29	Tax Distribution	0	21.11	C
10/29	Tax Distribution	0	23.96	C
10/29	Tax Distribution	0	10.87	C
10/30	Tax Distribution	0	6.18	C
10/30	Tax Distribution	0	25.81	C
10/30	Tax Distribution	0	7.86	C
10/30	Tax Distribution	0	30.51	C
10/30	Tax Distribution	0	28.98	C
10/30	Tax Distribution	0	98.55	C
10/30	Tax Distribution	0	3.11	C
38108.0 Interest on Investments Charles Schwab			Source Code Total: 241.46	
10/27	Investment Interest	0	241.46	C
38109.0 Interest on Investments St Treas			Source Code Total: 23.25	
10/05	Investment Interest	0	15.48	C



Yavapai County Treasurer

Monthly Statement

Date Range: 10/1/2020 to 10/31/2020

10/19	Investment Interest	0	7.77	C
38113.0	Interest on Investments-Wells Fargo		Source Code Total: 520.33	
10/27	Investment Interest	0	319.56	C
10/27	Investment Interest	0	200.77	C
7376.0	Transfer in		Source Code Total: 7,362.65	
10/30	Solar rebate transfer correction from 10/29/20	0	7,362.65	C
6060240000 Central Yavapai Fire Dist BDS			Ending Balance: 812,630.63	



YAVAPAI COUNTY TREASURER

1015 Fair Street
Prescott, AZ 86305
www.yavapai.us
(928) 771-3233
Fax (928) 771-3390

Chip Davis
Treasurer

Jessee Porter
Chief Deputy

September 24, 2020

Central Yavapai Fire District
8603 E Eastridge Drive
Prescott Valley, AZ 86314

Due to recently passed legislation by Arizona State Legislature (HB 2493) the Treasurer's Office is required to adjust your districts, or entities account.

In 2015 the AZ State Department of Revenue made the decision that leased solar panels would need to be taxed as centrally assessed property because the fed electricity into buildings and into the APS grid, thus making them a solar power plant. The solar companies sued, and the state lost the argument that they were solar power plants, but the tax court did determine that their panels could be taxed as personal property of the solar companies.

Yavapai County was then directed by the Department of Revenue to tax the solar companies at the local level for the personal property tax, which we did. The solar companies again sued claiming they were exempt from taxation. Knowing they were likely to lose this claim, they approached our elected legislators whom in turn drafted and passed legislation minimizing their tax liability and making it retroactive back to 2015. We now have to go back and refund, from the affected districts, the solar panel personal property tax, starting with the year 2015.

We are sorry to inform you of this action, but we must be as transparent and informative of all issues pertaining to your account.

Sincerely,

Chip Davis
Treasurer
Yavapai County Treasurer's Office

Central Yavapai Fire Bond Debt Service
Bank Reconciliation Summary
For the Bank Statement ending: 10/31/2020

BANK CONTROL ID: CYFDA - CASH/BOND BUILDING FUND		DESC: CASH/BOND BUILDING FUND	ACCOUNT NO: 1100
Beginning Balance:	10/01/20		\$276,099.57
Deposits and Credits:			\$618,256.06
Checks and Charges:			(\$81,725.00)
Adjustments:			\$0.00
Ending Balance Per Reconciliation:			<u>\$812,630.63</u>
Ending Balance Per Bank Statement:	10/31/20		\$812,630.63
* Outstanding Deposits and Credits:	10/31/20		\$0.00
* Outstanding Checks and Charges:	10/31/20		\$0.00
Ending Book Balance:			<u>\$812,630.63</u>

* Outstanding amounts are all outstanding credits and charges dated prior or equal to the Reconciliation date.

Central Yavapai Fire Bond Debt Service

BR Checks and Charges Cleared

For the Bank Statement ending: 10/31/20

CYFDA		Cash/Bond Building Fund	Cash/Bond Building Fund	1100	
Date	Document	Description	Module	Company	Amount
06/30/20	BDS Cash	HH AJE #100 Adj PY Equity Not	GL	CYFBDS	\$81,725.00
TOTAL CHECKS AND CHARGES CLEARED:					\$81,725.00

Central Yavapai Fire Bond Debt Service
BR Checks and Charges Outstanding
For the Bank Statement ending:

<u>Date</u>	<u>Document</u>	<u>Description</u>	<u>Module</u>	<u>Company</u>	<u>Amount</u>
-------------	-----------------	--------------------	---------------	----------------	---------------

TOTAL CHECKS AND CHARGES OUTSTANDING:

Central Yavapai Fire Bond Debt Service

BR Deposits and Credits Cleared
For the Bank Statement ending: 10/31/20

CYFDA		Cash/Bond Building Fund	Cash/Bond Building Fund		1100
Date	Document	Description	Module	Company	Amount
07/31/20	Cash With Yav Cty	To Reverse HH AJE 100 PY Equit	GL	CYFBDS	\$81,725.00
10/31/20	Cash With Yav Cty	Tax and Interest Revenue Octob	GL	CYFBDS	\$529,168.41
10/31/20	Cash With Yav Cty	Trf In By County - Solar Rebat	GL	CYFBDS	\$7,362.65
TOTAL DEPOSITS AND CREDITS CLEARED:					\$618,256.06

Central Yavapai Fire Bond Debt Service
BR Deposits and Credits Outstanding
For the Bank Statement ending:

Date	Document	Description	Module	Company	Amount
------	----------	-------------	--------	---------	--------

TOTAL DEPOSITS AND CREDITS OUTSTANDING:

Central Yavapai Fire Bond Debt Service
Bank Reconciliation Register

Document Number	Date	BR Status	Void?	Description	Date Cleared	Amount
MODULE: JOURNAL ENTRIES FROM GENERAL LEDGER						
BANK CONTROL ID: CYFDA - CASH/BOND BUILDING FUND						
Cash With Yav Cty	10/31/20	Marked	No	Tax and Interest Revenue Octob	11/17/20	\$529,168.41
Cash With Yav Cty	10/31/20	Marked	No	Trf In By County - Solar Rebat	11/17/20	\$7,362.65
SUB TOTAL FOR BANK:						\$536,531.06
TOTAL FOR MODULE:						\$536,531.06

Central Yavapai Fire Bond Debt Service
BR Adjustments Report
For the Bank Statement ending:

Date	Document	Description	GL Account	Offset Amt	Adj. Amt
------	----------	-------------	------------	------------	----------

DOCUMENT:

ADJUSTMENT DOCUMENT " TOTAL:

TOTAL FOR ALL ADJUSTMENTS:

11/17/20
2:44:51 PM

Central Yavapai Fire Bond Debt Service
Income Statement
(Original Budget to Actual Comparison)
For the period of 10/1/2020 Through 10/31/2020

	Account	Actual	Current Period Budget	Variance	%	Actual	Year To Date Budget	Variance	%
<u>General & Administrative Expenses</u>									
Bond Debt Service Interest Expense	610000	\$0.00	\$0.00	\$0.00	0.0%	\$1.04	\$0.00	\$(1.04)	0.0%
Professional Services	640500	0.00	0.00	0.00	0.0	680.00	0.00	(680.00)	0.0
Total General & Administrative Expenses		\$0.00	\$0.00	\$0.00	0.0 %	\$681.04	\$0.00	\$(681.04)	0.0 %
Total Expenses						\$681.04		\$(681.04)	
Income (Loss) from Operations		\$0.00	\$0.00	\$0.00	0.0%	\$(681.04)	\$0.00	\$(681.04)	0.0%
<u>Other Income (Expense)</u>									
Bond Debt Service Tax Revenue	420000	\$535,746.02	\$0.00	\$535,746.02	0.0%	\$548,026.89	\$0.00	\$548,026.89	0.0%
Bond Debt Service Interest Revenue	430000	785.04	0.00	785.04	0.0	1,195.48	0.00	1,195.48	0.0
Total Other Income (Expense)		\$536,531.06	\$0.00	\$536,531.06	0.0 %	\$549,222.37	\$0.00	\$549,222.37	0.0 %
Net Income (Loss)		\$536,531.06	\$0.00	\$536,531.06	0.0%	\$548,541.33	\$0.00	\$548,541.33	0.0%

Central Yavapai Fire Bond Debt Service
Balance Sheet
As of 10/31/2020

Assets

Current Assets

Cash / Bond Debt Service	\$812,630.63	
Property Tax Receivable	23,745.40	
Deferred Revenue - Prop Tax	(17,921.00)	
Total Current Assets		\$818,455.03
Total Assets		\$818,455.03

Net Assets

Retained Earnings	\$269,913.70	
Current Year Net Assets	548,541.33	
Total Net Assets		818,455.03
Total Liabilities and Net Assets		\$818,455.03

Central Yavapai Fire Bond Debt Service

GL Account Ledger - Detail By Period

10/1/2020 through 10/31/2020

Batch	Journal	Entry #	Date	Job	Document	Description	Debits	Credits	Balance
1100.00						CASH / BOND DEBT SERVICE			\$276,099.57
221	R	764	10/31/20		Cash With Yav Cty	Tax and Interest Revenue October 2020	529,168.41	-	805,267.98
222	A	768	10/31/20		Cash With Yav Cty	Trf In By County - Solar Rebate Adjustment	7,362.65	-	812,630.63
CASH / BOND DEBT SERVICE TOTALS:							\$536,531.06	\$0.00	\$812,630.63
TOTAL OF LEDGER:							\$536,531.06	\$0.00	\$812,630.63

Central Yavapai Fire Bond Debt Service

GL Trial Balance Worksheet

For The Period of 10/1/2020 through 10/31/2020

Account	Description	Balances				Adjustments
		Beginning	Debits	Credits	Ending	
1100.00	Cash / Bond Debt Service	\$276,099.57	\$536,531.06	\$0.00	\$812,630.63	
TOTALS:		<u>\$276,099.57</u>	<u>\$536,531.06</u>	<u>\$0.00</u>	<u>\$812,630.63</u>	

* Inactive accounts are marked and appear in grey.

The Central Yavapai Fire District Board of Directors have reviewed and approved the following financial documents to include Income Statements, Balance Sheets, and Bank Reconciliations with supporting documents, Revenue and Expenditure Graphs, and Cash Flow Projections in compliance with A.R.S. § 48-805, 807.

CYFD General Fund

CYFD Bond Debt Service

Fire Board Chairperson Date

Fire Board Clerk Date

Signature indicating approval on next page

CENTRAL YAVAPAI FIRE DISTRICT - GENERAL FUND
CHECK RECONCILIATION NOVEMBER, 2020

Reconciliation:

Beginning Balance:	\$ 8,755,203.34
Deposits:	\$ 2,407,434.93
Transfer Out - Fire Authority:	\$ (7,992,628.25)
Disbursements:	\$ (2,025.00)
Interest Paid on Tax Roll Corrections:	\$ (0.16)
Fire District Deposit	\$ 4,766.63
County Correction:-Solar Rebate Trf:	\$ 14,725.31
Ending Balance:	\$ 3,187,476.80

Difference Between Balances: \$ -

Deposits Per Bank Statement:

Real Estate Taxes:	\$ 2,305,986.07
Personal Property Taxes:	\$ 53,109.77
Fire District Assistance Tax:	\$ 48,339.09
Interest Income:	\$ -
Transfer to CAFMA:	\$ 7,992,628.25
Fire District Deposits:	\$ 4,766.63
Interest Paid on Tax Roll Corrections:	\$ 0.16
County Correction:-Solar Rebate Trf:	\$ 14,725.31

Ending Balance: \$ 10,419,555.28

Bank Statement Balance:

Balance Per Bank:	\$ 3,187,476.80
Outstanding Checks:	\$ -
Outstanding Deposits:	\$ -

Ending Balance: \$ 3,187,476.80

G/L Ending Balance: \$ 3,187,476.80

\$ 3,187,476.80

Bank Reconciliation Register:

Checks From Accounts Payable:	\$ 2,025.00
Checks From Payroll:	\$ -
Prior Period Adjustment:	
Total Checks:	\$ 2,025.00


Deposits From Accounts Receivable:	\$ 4,766.63
Journal Entries From General Ledger:	\$ 10,414,788.65
Outstanding Transfer:	
Outstanding Deposit:	

Ending Balance: \$ 10,419,555.28

Reconciliation Approved By:

Scott Freitag


Scott Freitag, Fire Chief

 Digitally signed by Scott Freitag
Date: 2020.12.10 14:22:27 -07'00'

Reconciliation Reviewed By:

Dave Tharp


David Tharp, Assistant Chief of Administration

 Digitally signed by Dave Tharp
Date: 2020.12.10 12:51:06 -07'00'

Reconciliation Prepared By:

Karen Butler

Karen Butler, Finance Manager

 Digitally signed by Karen Butler
Date: 2020.12.09 13:34:41 -07'00'

CENTRAL YAVAPAI FIRE DISTRICT
General Fund Tax Collection Information

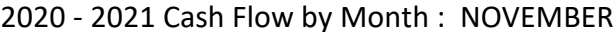
Total Levy Month	FY 15-16 Collected	FY 16-17 Collected	FY 17-18 Collected	FY 18-19 Collected	FY 19-20 Collected	FY 20-21 Collected
July	\$78,757	\$50,468	\$47,993	\$48,809	\$53,398	\$113,844
%	0.593%	0.358%	0.295%	0.295%	0.297%	0.586%
% To Date	0.5929%	0.3575%	0.2947%	0.2953%	0.2973%	0.5861%
August	\$33,291	\$26,519	\$25,442	\$29,028	\$18,645	\$21,440
%	0.251%	0.188%	0.156%	0.176%	0.104%	0.110%
% To Date	0.8435%	0.5454%	0.4510%	0.4709%	0.4011%	0.6965%
September	\$1,245,953	\$789,429	\$768,730	\$136,335	\$151,569	\$38,040
%	9.379%	5.592%	4.721%	0.825%	0.844%	0.196%
% To Date	10.2226%	6.1377%	5.1721%	1.2957%	1.2450%	0.8924%
October	\$4,753,774	\$3,589,494	\$6,179,209	\$6,735,649	\$7,842,869	\$7,733,468
%	35.785%	25.428%	37.949%	40.749%	43.667%	39.816%
% To Date	46.0074%	31.5659%	43.1211%	42.0442%	44.9119%	40.7084%
November	\$1,053,509	\$3,154,358	\$1,286,322	\$2,208,068	\$1,675,932	\$2,373,821
%	7.930%	22.346%	7.900%	13.358%	9.331%	12.222%
% To Date	53.9379%	53.9115%	51.0210%	55.4024%	54.2431%	52.9301%
December	\$847,617	\$896,697	\$987,194	\$1,064,960	\$1,336,392	\$0
%	6.3806%	6.3522%	6.0628%	6.4427%	7.4407%	0.0000%
% To Date	60.3185%	60.2637%	57.0837%	61.8450%	61.6837%	52.9301%
January	\$302,609	\$368,574	\$609,745	\$416,757	\$428,512	\$0
%	2.2779%	2.6110%	3.7447%	2.5212%	2.3858%	0.0000%
% To Date	62.5964%	62.8747%	60.8284%	64.3663%	64.0696%	52.9301%
February	\$351,342	\$394,891	\$350,747	\$328,790	\$452,992	\$0
%	2.6448%	2.7974%	2.1541%	1.9891%	2.5221%	0.0000%
% To Date	65.2412%	65.6721%	62.9825%	66.3554%	66.5917%	52.9301%
March	\$526,700	\$606,436	\$629,128	\$657,391	\$623,229	\$0
%	3.9648%	4.2960%	3.8637%	3.9770%	3.4700%	0.0000%
% To Date	69.2061%	69.9681%	66.8462%	70.3324%	70.0617%	52.9301%
April	\$3,444,316	\$3,343,070	\$3,414,235	\$3,987,889	\$4,164,352	\$0
%	25.9277%	23.6824%	20.9682%	24.1255%	23.1860%	0.0000%
% To Date	95.1337%	93.6506%	87.8145%	94.4579%	93.2476%	52.9301%
May	\$416,552	\$678,353	\$813,680	\$695,530	\$837,799	\$0
%	3.1357%	4.8055%	4.9971%	4.2077%	4.6646%	0.0000%
% To Date	98.2694%	98.4561%	92.8116%	98.6656%	97.9123%	52.9301%
June	\$200,523	\$183,806	\$187,184	\$220,679	\$201,547	\$0
%	1.5095%	1.3021%	1.1496%	1.3350%	1.1222%	0.0000%
% To Date	99.7789%	99.7582%	93.9612%	100.0006%	99.0344%	52.9301%
TOTALS	\$13,254,943	\$14,082,095	\$15,299,608	\$16,529,886	\$17,787,237	\$10,280,613
Delinquency	0.2211%	0.2418%	6.0388%	-0.0006%	0.9656%	47.0699%

CENTRAL YAVAPAI FIRE DISTRICT
FDAT Collection Information

Total Levy Month	FY 15-16 \$313,900 Collected	FY 16-17 \$313,900 Collected	FY 17-18 \$333,290 Collected	FY 18-19 \$333,290 Collected	FY 19-20 \$366,547 Collected	FY 20-21 \$400,000 Collected
July	\$2,501	\$1,423	\$1,630	\$1,238	\$1,475	\$2,769
%	0.797%	0.453%	0.489%	0.371%	0.403%	0.692%
% To Date	0.7966%	0.4533%	0.4890%	0.3715%	0.4025%	0.6923%
August	\$1,456	\$661	\$534	\$707	\$1,109	\$662
%	0.464%	0.211%	0.160%	0.212%	0.303%	0.166%
% To Date	1.2606%	0.6638%	0.6491%	0.5835%	0.7050%	0.8579%
September	\$26,332	\$8,777	\$12,654	\$3,182	\$7,941	\$879
%	8.389%	2.796%	3.797%	0.955%	2.166%	0.220%
% To Date	9.6492%	3.4600%	4.4456%	1.5383%	2.8713%	1.0777%
October	\$97,909	\$86,411	\$93,081	\$139,813	\$459,768	\$160,480
%	31.191%	27.528%	27.928%	41.949%	125.432%	40.120%
% To Date	40.8405%	30.9882%	32.3735%	43.4876%	128.3035%	41.1979%
November	\$43,410	\$75,219	\$74,651	\$59,861	\$128,454	\$48,339
%	13.8292%	23.9628%	22.3983%	17.9606%	35.0443%	12.0848%
% To Date	54.6697%	54.9510%	54.7717%	61.4482%	163.3478%	53.2826%
December	\$20,201	\$24,923	\$21,663	\$25,413	(\$344,794)	\$0
%	6.4354%	7.9398%	6.4997%	7.6250%	-94.0656%	0.0000%
% To Date	61.1051%	62.8908%	61.2715%	69.0732%	69.2822%	53.2826%
January	\$10,565	\$11,762	\$11,312	\$11,149	\$11,446	\$0
%	3.3658%	3.7471%	3.3939%	3.3450%	3.1227%	0.0000%
% To Date	64.4709%	66.6378%	64.6654%	72.4183%	72.4049%	53.2826%
February	\$7,946	\$8,291	\$8,056	\$7,409	\$10,419	\$0
%	2.531%	2.641%	2.417%	2.223%	2.842%	0.000%
% To Date	67.0023%	69.2790%	67.0825%	74.6413%	75.2473%	53.2826%
March	\$12,018	\$12,638	\$12,174	\$13,713	\$13,361	\$0
%	3.8284%	4.0261%	3.6528%	4.1143%	3.6452%	0.0000%
% To Date	70.8307%	73.3051%	70.7354%	78.7556%	78.8925%	53.2826%
April	\$35,416	\$62,586	\$63,209	\$79,859	\$85,315	\$0
%	11.2825%	19.9382%	18.9651%	23.9607%	23.2754%	0.0000%
% To Date	82.1132%	93.2433%	89.7005%	102.7163%	102.1679%	53.2826%
May	\$51,376	\$23,662	\$23,731	\$18,881	\$21,832	\$0
%	16.3671%	7.5381%	7.1201%	5.6650%	5.9561%	0.0000%
% To Date	98.4803%	100.7814%	96.8206%	108.3813%	108.1240%	53.2826%
June	\$6,266	\$4,682	\$5,094	\$5,726	\$4,474	\$0
%	1.9962%	1.4916%	1.5285%	1.7181%	1.2206%	0.0000%
% To Date	100.4765%	102.2729%	98.3491%	110.0994%	109.3446%	53.2826%
TOTALS	\$315,396	\$321,035	\$327,788	\$366,950	\$400,799	\$213,131
Delinquency	-0.4765%	-2.2729%	1.6509%	-10.0994%	-9.3446%	46.7174%
	100.0000%	100.0000%	100.0000%	100.0000%	100.0000%	100.0000%

FDAT amount currently under review with County Treasurer's Office

FDAT amount corrected in December 2019 by County Treasurer's Office



Monthly Net Cash	(107,754)	(88,487)	18,165	7,943,569	(5,567,727)	1,667	1,667	1,931	1,620	1,656	1,667	1,667
------------------	-----------	----------	--------	-----------	-------------	-------	-------	-------	-------	-------	-------	-------

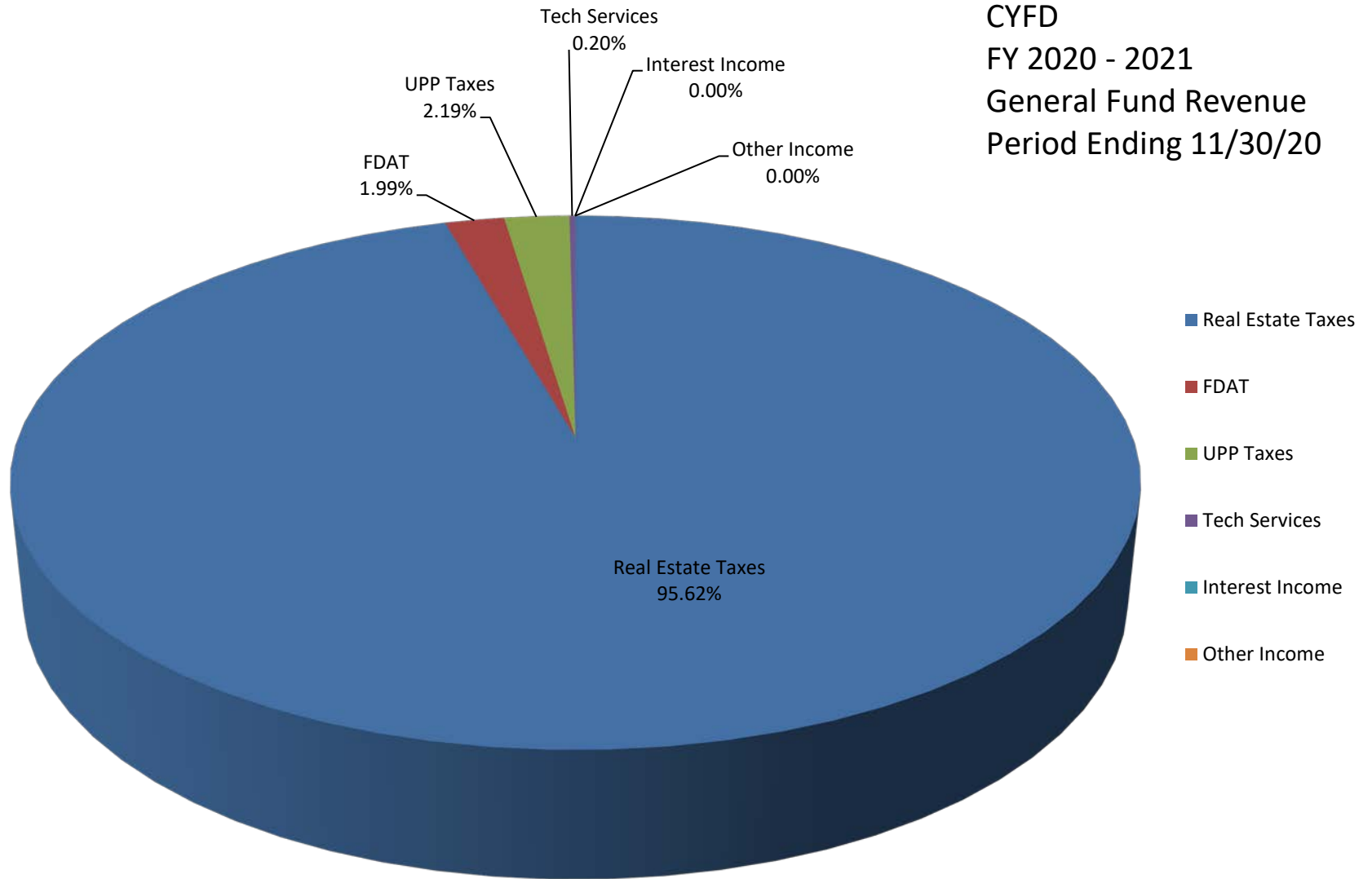
Cumulative Net Cash	(107,754)	(196,241)	(178,076)	7,765,493	2,197,766	2,199,432	2,201,099	2,203,030	2,204,651	2,206,307	2,207,973	2,209,640
---------------------	-----------	-----------	-----------	-----------	-----------	-----------	-----------	-----------	-----------	-----------	-----------	-----------

[illegible]

**CENTRAL YAVAPAI FIRE DISTRICT
REVENUE GRAPH DATA**

	November, 2020	YTD	
	Revenue	Budget	%
Real Estate Taxes	\$ 2,320,711	\$ 19,423,017	95.62
FDAT	\$ 48,339	\$ 400,000	1.99
UPP Taxes	\$ 53,110	\$ -	2.19
Tech Services	\$ 4,767	\$ 55,668	0.20
Interest Income	\$ -	\$ -	0.00
Other Income	\$ -	\$ -	0.00
TOTALS:	\$ 2,426,927	\$ 19,878,685	100.00

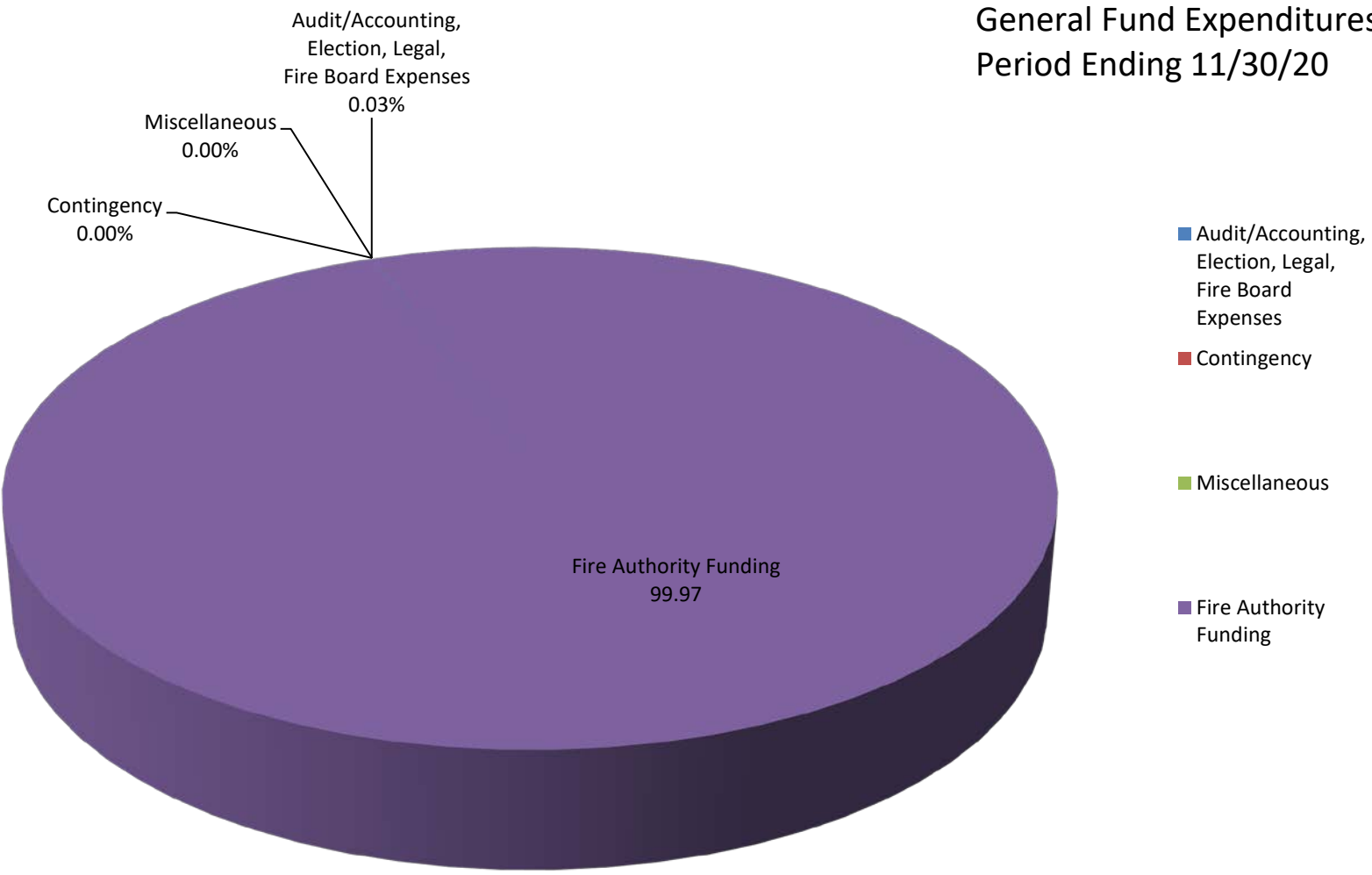
CYFD
FY 2020 - 2021
General Fund Revenue
Period Ending 11/30/20



**CENTRAL YAVAPAI FIRE DISTRICT
EXPENSE GRAPH DATA**

November, 2020		YTD	
Expense		Budget	%
Audit/Accounting, Election, Legal, Fire Board Expenses	2025.00	\$ 93,500	0.03
Contingency	0.00	\$ 20,000	0.00
Miscellaneous	0.16		0.00
Fire Authority Funding	7992628.25	\$ 19,765,185	99.97
TOTAL:	7,994,653.41	\$ 19,878,685	100.00

CYFD
FY 2020 - 2021
General Fund Expenditures
Period Ending 11/30/20



CENTRAL YAVAPAI FIRE DISTRICT
GENERAL FUND - NOVEMBER, 2020

Real Estate Taxes:	\$	2,305,986.07
UPP Taxes:	\$	53,109.77
FDAT:	\$	48,339.09
Interest Received:	\$	-
Fire District Deposits:	\$	4,766.63
Trf In: County Error 10/20-Solar Rebate Transfer Adjustment:	\$	14,725.31
<hr/>		
TOTAL:	\$	2,426,926.87
<hr/>		

Transferred to CAFMA:	\$	7,992,628.25
-----------------------	----	--------------



Yavapai County Treasurer

Monthly Statement

Date Range: 11/1/2020 to 11/30/2020

Central Yavapai Fire Dist - General Fund
Fund: 6060040000



Yavapai County Treasurer

Monthly Statement

Date Range: 11/1/2020 to 11/30/2020

Account	Period	YTD		
6060040000	Central Yavapai Fire Dist GF			
Begin Balance:	8,755,203.34	989,851.12		
Income:	2,426,926.87 ✓	10,720,835.19		
LOC Advance:	.00	.00		
Expense:	(7,994,653.41)	(8,523,209.51)	LOC:	.00
LOC Payments:	.00	.00	Warrants Outstanding:	.00
Cash Balance:	3,187,476.80	3,187,476.80	End:	3,187,476.80

Monthly Statement Summary

Source Code	Description		MTDAmount	YTDAmount
6060040000 Central Yavapai Fire Dist GF		Beginning Balance:	8,755,203.34	989,851.12
11100.2013	2013 Real Estate Taxes		.00	3.74
11100.2014	2014 Real Estate Taxes		.00	3.80
11100.2015	2015 Real Estate Taxes		.00	3.98
11100.2016	2016 Real Estate Taxes		.00	1.88
11100.2017	2017 Real Estate Taxes		.00	(10.20)
11100.2018	2018 Real Estate Taxes		.00	77.73
11100.2019	2019 Real Estate Taxes		16,419.90	174,103.29
11100.2020	2020 Real Estate Taxes		2,289,566.17	10,134,282.86
12100.2011	2011 Personal Property Taxes		.00	1.81
12100.2012	2012 Personal Property Taxes		.00	6.82
12100.2013	2013 Personal Property Taxes		.00	35.21
12100.2014	2014 Personal Property Taxes		.00	81.29
12100.2015	2015 Personal Property Taxes		.00	48.71
12100.2016	2016 Personal Property Taxes		.00	99.76
12100.2017	2017 Personal Property Taxes		54.30	312.99
12100.2018	2018 Personal Property Taxes		163.55	1,679.48
12100.2019	2019 Personal Property Taxes		543.82	6,561.47
12100.2020	2020 Personal Property Taxes		52,348.10	147,363.44
37122.0	Fire District Deposit		4,766.63	24,544.07
37150.0	FDAT Distributions		48,339.09	213,130.53
38108.0	Interest on Investments Charles Schwab		.00	1,151.37
38109.0	Interest on Investments St Treas		.00	241.81
38113.0	Interest on Investments-Wells Fargo		.00	2,054.04
7376.0	Transfer in		14,725.31	15,055.31
90002.0	Interest Pd on Tax Roll Corrections		(.16)	(14.90)
91032.0	Warrants Redeemed		(2,025.00)	(4,820.00)
91702.0	Transfer out		(7,992,628.25)	(8,518,044.61)
92185.0	Paying Agent Fees		.00	(330.00)
		Ending Balance:	3,187,476.80	3,187,476.80



Yavapai County Treasurer

Monthly Statement

Date Range: 11/1/2020 to 11/30/2020

Monthly Statement Detail

Date	Notes	Doc #	Amount	C/D
6060040000 Central Yavapai Fire Dist GF			Beginning Balance: 8,755,203.34	
11100.2019 2019 Real Estate Taxes			Source Code Total: 16,419.90	
11/02	Tax Distribution	0	438.61	C
11/02	Tax Distribution	0	198.55	C
11/02	Tax Distribution	0	239.38	C
11/02	Tax Distribution	0	143.29	C
11/03	Tax Distribution	0	8,150.75	C
11/03	Tax Distribution	0	285.81	C
11/04	Error correction - duplicated entries 8/4/2020	0	(888.47)	C
11/04	Tax Distribution	0	1,385.21	C
11/04	Tax Distribution	0	222.77	C
11/05	Tax Distribution	0	157.58	C
11/05	Tax Distribution	0	1,086.13	C
11/06	Tax Distribution	0	68.01	C
11/09	Tax Distribution	0	6.49	C
11/09	Tax Distribution	0	28.34	C
11/10	Tax Distribution	0	57.77	C
11/10	Tax Distribution	0	9.39	C
11/12	Tax Distribution	0	176.98	C
11/12	Tax Distribution	0	198.69	C
11/13	Tax Distribution	0	80.69	C
11/13	Tax Distribution	0	398.50	C
11/13	Tax Distribution	0	384.29	C
11/16	Tax Distribution	0	361.66	C
11/17	Tax Distribution	0	508.44	C
11/17	Tax Distribution	0	7.89	C
11/18	Tax Distribution	0	5.54	C
11/18	Tax Distribution	0	73.67	C
11/19	Tax Distribution	0	353.05	C
11/19	Tax Distribution	0	60.49	C
11/20	Tax Distribution	0	901.21	C
11/23	Tax Distribution	0	2.97	C
11/24	Tax Distribution	0	269.60	C
11/25	Tax Distribution	0	65.42	C
11/25	Tax Distribution	0	270.57	C
11/30	Tax Distribution	0	710.63	C
11100.2020 2020 Real Estate Taxes			Source Code Total: 2,289,566.17	
11/02	Tax Distribution	0	52.70	C
11/02	Tax Distribution	0	16,633.23	C
11/02	Tax Distribution	0	248,035.16	C



Yavapai County Treasurer

Monthly Statement

Date Range: 11/1/2020 to 11/30/2020

11/02	Tax Distribution	0	70,856.33	C
11/02	Tax Distribution	0	29,204.67	C
11/02	Tax Distribution	0	28,130.42	C
11/02	Tax Distribution	0	34,741.08	C
11/03	Tax Distribution	0	264.33	C
11/03	Tax Distribution	0	19,389.23	C
11/03	Tax Distribution	0	144,521.86	C
11/03	Tax Distribution	0	(1,219.25)	C
11/03	Tax Distribution	0	12,721.74	C
11/03	Tax Distribution	0	145,438.92	C
11/03	Tax Distribution	0	52,386.73	C
11/03	Tax Distribution	0	29,181.82	C
11/03	Tax Distribution	0	46,683.73	C
11/04	Tax Distribution	0	71,957.92	C
11/04	Tax Distribution	0	50,276.50	C
11/04	Tax Distribution	0	31,321.17	C
11/04	Tax Distribution	0	74,947.86	C
11/04	Tax Distribution	0	99,535.77	C
11/04	Tax Distribution	0	25,605.97	C
11/04	Tax Distribution	0	23,386.34	C
11/05	Tax Distribution	0	6,935.72	C
11/05	Tax Distribution	0	13,336.91	C
11/05	Tax Distribution	0	1,512.76	C
11/05	Tax Distribution	0	123,468.32	C
11/05	Tax Distribution	0	53,355.34	C
11/05	Tax Distribution	0	28,870.19	C
11/05	Tax Distribution	0	18,537.91	C
11/06	Tax Distribution	0	6,671.64	C
11/06	Tax Distribution	0	527.86	C
11/06	Tax Distribution	0	35,244.67	C
11/06	Tax Distribution	0	11,130.13	C
11/06	Tax Distribution	0	34,477.73	C
11/06	Tax Distribution	0	15,534.64	C
11/09	Tax Distribution	0	11,506.07	C
11/09	Tax Distribution	0	27,193.97	C
11/09	Tax Distribution	0	29,107.28	C
11/09	Tax Distribution	0	13,246.32	C
11/10	Tax Distribution	0	24,047.44	C
11/10	Tax Distribution	0	(283.31)	C
11/10	Tax Distribution	0	9,748.11	C
11/10	Tax Distribution	0	17,254.52	C
11/10	Tax Distribution	0	17,008.33	C
11/10	Tax Distribution	0	11,147.96	C



Yavapai County Treasurer

Monthly Statement

Date Range: 11/1/2020 to 11/30/2020

11/12	Tax Distribution	0	8,627.17	C
11/12	Tax Distribution	0	(231.86)	C
11/12	Tax Distribution	0	16,200.50	C
11/12	Tax Distribution	0	11,763.20	C
11/12	Tax Distribution	0	4,435.43	C
11/13	Tax Distribution	0	10,606.86	C
11/13	Tax Distribution	0	(697.91)	C
11/13	Tax Distribution	0	42,293.89	C
11/13	Tax Distribution	0	4,598.28	C
11/16	Tax Distribution	0	8,710.84	C
11/16	Tax Distribution	0	999.92	C
11/16	Tax Distribution	0	2,897.68	C
11/16	Tax Distribution	0	4,617.97	C
11/16	Tax Distribution	0	3,670.39	C
11/17	Tax Distribution	0	7,896.22	C
11/17	Tax Distribution	0	(106.65)	C
11/17	Tax Distribution	0	2,086.04	C
11/17	Tax Distribution	0	53,990.07	C
11/17	Tax Distribution	0	5,186.30	C
11/17	Tax Distribution	0	15,589.22	C
11/17	Tax Distribution	0	14,047.81	C
11/18	Tax Distribution	0	3,200.84	C
11/18	Tax Distribution	0	1,116.73	C
11/18	Tax Distribution	0	4,244.75	C
11/18	Tax Distribution	0	6,324.48	C
11/18	Tax Distribution	0	5,494.61	C
11/19	Tax Distribution	0	2.52	C
11/19	Tax Distribution	0	(102.17)	C
11/19	Tax Distribution	0	(464.88)	C
11/19	Tax Distribution	0	5,717.63	C
11/19	Tax Distribution	0	14,000.53	C
11/19	Tax Distribution	0	4,823.24	C
11/19	Tax Distribution	0	17,915.26	C
11/20	Tax Distribution	0	20,560.48	C
11/23	Tax Distribution	0	3,632.96	C
11/23	Tax Distribution	0	(804.10)	C
11/23	Tax Distribution	0	963.24	C
11/23	Tax Distribution	0	10,786.36	C
11/23	Tax Distribution	0	21,210.70	C
11/24	Tax Distribution	0	10,546.99	C
11/24	Tax Distribution	0	43,175.37	C
11/24	Tax Distribution	0	5,132.86	C
11/24	Tax Distribution	0	2,336.45	C



Yavapai County Treasurer

Monthly Statement

Date Range: 11/1/2020 to 11/30/2020

11/25	Tax Distribution	0	10,110.62	C
11/25	Tax Distribution	0	76,273.47	C
11/30	Tax Distribution	0	(243.18)	C
11/30	Tax Distribution	0	2,336.39	C
11/30	Tax Distribution	0	9,628.24	C
11/30	Tax Distribution	0	15,720.70	C
11/30	Tax Distribution	0	15,108.97	C
12100.2017 2017 Personal Property Taxes			Source Code Total: 54.30	
11/10	Tax Distribution	0	54.30	C
12100.2018 2018 Personal Property Taxes			Source Code Total: 163.55	
11/10	Tax Distribution	0	119.17	C
11/17	Tax Distribution	0	3.11	C
11/19	Tax Distribution	0	41.27	C
12100.2019 2019 Personal Property Taxes			Source Code Total: 543.82	
11/02	Tax Distribution	0	19.21	C
11/04	Error correction - duplicated entry 8/4/2020	0	(78.93)	C
11/09	Tax Distribution	0	18.69	C
11/10	Tax Distribution	0	120.03	C
11/17	Tax Distribution	0	3.14	C
11/19	Tax Distribution	0	188.57	C
11/23	Tax Distribution	0	41.41	C
11/30	Tax Distribution	0	231.70	C
12100.2020 2020 Personal Property Taxes			Source Code Total: 52,348.10	
11/02	Tax Distribution	0	171.05	C
11/02	Tax Distribution	0	19.28	C
11/02	Tax Distribution	0	247.44	C
11/02	Tax Distribution	0	132.60	C
11/02	Tax Distribution	0	533.30	C
11/03	Tax Distribution	0	237.36	C
11/03	Tax Distribution	0	2,336.63	C
11/03	Tax Distribution	0	908.50	C
11/03	Tax Distribution	0	5,568.26	C
11/03	Tax Distribution	0	796.20	C
11/03	Tax Distribution	0	380.38	C
11/03	Tax Distribution	0	99.36	C
11/04	Tax Distribution	0	3,752.48	C
11/04	Tax Distribution	0	814.01	C
11/04	Tax Distribution	0	464.71	C
11/04	Tax Distribution	0	2,610.43	C
11/04	Tax Distribution	0	13,917.96	C
11/04	Tax Distribution	0	660.32	C
11/04	Tax Distribution	0	120.29	C
11/05	Tax Distribution	0	142.13	C



Yavapai County Treasurer

Monthly Statement

Date Range: 11/1/2020 to 11/30/2020

11/05	Tax Distribution	0	127.13	C
11/05	Tax Distribution	0	2,877.84	C
11/05	Tax Distribution	0	743.96	C
11/05	Tax Distribution	0	2,127.70	C
11/05	Tax Distribution	0	80.48	C
11/06	Tax Distribution	0	29.35	C
11/06	Tax Distribution	0	158.18	C
11/06	Tax Distribution	0	840.89	C
11/06	Tax Distribution	0	249.09	C
11/06	Tax Distribution	0	675.73	C
11/06	Tax Distribution	0	418.65	C
11/09	Tax Distribution	0	3.04	C
11/09	Tax Distribution	0	529.99	C
11/09	Tax Distribution	0	499.58	C
11/09	Tax Distribution	0	338.55	C
11/10	Tax Distribution	0	93.85	C
11/10	Tax Distribution	0	(117.42)	C
11/10	Tax Distribution	0	69.26	C
11/10	Tax Distribution	0	672.65	C
11/10	Tax Distribution	0	46.39	C
11/10	Tax Distribution	0	226.37	C
11/12	Tax Distribution	0	7.29	C
11/12	Tax Distribution	0	12.30	C
11/12	Tax Distribution	0	169.11	C
11/12	Tax Distribution	0	37.61	C
11/13	Tax Distribution	0	193.55	C
11/13	Tax Distribution	0	(85.00)	C
11/13	Tax Distribution	0	786.22	C
11/13	Tax Distribution	0	19.37	C
11/16	Tax Distribution	0	276.31	C
11/16	Tax Distribution	0	72.87	C
11/16	Tax Distribution	0	113.21	C
11/16	Tax Distribution	0	455.26	C
11/17	Tax Distribution	0	673.43	C
11/17	Tax Distribution	0	504.14	C
11/18	Tax Distribution	0	220.32	C
11/18	Tax Distribution	0	114.34	C
11/18	Tax Distribution	0	105.00	C
11/19	Tax Distribution	0	123.60	C
11/19	Tax Distribution	0	187.55	C
11/19	Tax Distribution	0	229.08	C
11/19	Tax Distribution	0	208.58	C
11/20	Tax Distribution	0	494.85	C



Yavapai County Treasurer

Monthly Statement

Date Range: 11/1/2020 to 11/30/2020

11/23	Tax Distribution	0	112.19	C
11/23	Tax Distribution	0	374.99	C
11/24	Tax Distribution	0	201.52	C
11/24	Tax Distribution	0	429.01	C
11/24	Tax Distribution	0	37.26	C
11/25	Tax Distribution	0	119.71	C
11/25	Tax Distribution	0	400.43	C
11/30	Tax Distribution	0	306.77	C
11/30	Tax Distribution	0	459.22	C
11/30	Tax Distribution	0	384.06	C
37122.0 Fire District Deposit			Source Code Total: 4,766.63	
11/05	CYFD/AT&T MT FRANCIS	0	4,766.63	C
37150.0 FDAT Distributions			Source Code Total: 48,339.09	
11/02	Fire Dist Assistance Tax 0.144320	0	11,357.98	C
11/03	Fire Dist Assistance Tax 0.144320	0	8,931.05	C
11/04	Fire Dist Assistance Tax 0.144320	0	6,235.42	C
11/05	Fire Dist Assistance Tax 0.144320	0	5,788.18	C
11/06	Fire Dist Assistance Tax 0.144320	0	2,212.20	C
11/09	Fire Dist Assistance Tax 0.144320	0	1,530.05	C
11/10	Fire Dist Assistance Tax 0.144320	0	1,575.53	C
11/12	Fire Dist Assistance Tax 0.144320	0	1,052.34	C
11/13	Fire Dist Assistance Tax 0.144320	0	1,422.50	C
11/16	Fire Dist Assistance Tax 0.144320	0	630.64	C
11/17	Fire Dist Assistance Tax 0.144320	0	2,195.04	C
11/18	Fire Dist Assistance Tax 0.144320	0	358.26	C
11/19	Fire Dist Assistance Tax 0.144320	0	1,121.36	C
11/20	Fire Dist Assistance Tax 0.144320	0	547.34	C
11/23	Fire Dist Assistance Tax 0.144320	0	706.61	C
11/24	Fire Dist Assistance Tax 0.144320	0	540.30	C
11/25	Fire Dist Assistance Tax 0.144320	0	1,048.28	C
11/30	Fire Dist Assistance Tax 0.144320	0	1,086.01	C
7376.0 Transfer in			Source Code Total: 14,725.31	
11/25	Error correction- Debit BDS account Credit GF	0	14,725.31	C
90002.0 Interest Pd on Tax Roll Corrections			Source Code Total: (.16)	
11/18	76796 103-52-13307 2020 Adjustment/Corr Refund	76796	(.17)	D
11/18	76797 103-38-12102 2020 Adjustment/Corr Refund	76797	(.07)	D
11/23	71378 402-03-091A5 2019 Adjustment/Corr Refund	71378	.08	D
91032.0 Warrants Redeemed			Source Code Total: (2,025.00)	
11/10	Paid Warrants	0	(937.50)	D
11/20	Paid Warrants	0	(877.50)	D
11/24	Paid Warrants	0	(210.00)	D



Yavapai County Treasurer

Monthly Statement

Date Range: 11/1/2020 to 11/30/2020

91702.0 Transfer out	Source Code Total: (7,992,628.25)		
11/24 Transfer per request by KB dtd 11/24/20	0	(7,992,628.25)	D
6060040000 Central Yavapai Fire Dist GF		Ending Balance: 3,187,476.80	

Warrant Detail

Payee Name	Warrant	Amount	Issue Dt	Status Dt	Voucher
6060040000 Central Yavapai Fire Dist GF					Account Total: 2,025.00
Fund: 0600					Fund Total: 2,025.00
Status: PAID					Status Total: 2,025.00
/	0706001053	937.50	11/02/20	11/10/20	
/	0706001054	210.00	11/16/20	11/24/20	
/	0706001055	877.50	11/16/20	11/20/20	
		Count	Amount		
Total PAID:		3	2,025.00		

CENTRAL YAVAPAI FIRE DISTRICT
Bank Reconciliation Summary
For the Bank Statement ending: 11/30/2020

BANK CONTROL ID: CYFD - GENERAL FUND		DESC: GENERAL FUND	ACCOUNT NO: 1100
	Beginning Balance:	11/01/20	\$8,755,203.34
	Deposits and Credits:		\$2,426,926.87
	Checks and Charges:		(\$7,994,653.41)
	Adjustments:		\$0.00
	Ending Balance Per Reconciliation:		<u>\$3,187,476.80</u>
	Ending Balance Per Bank Statement:	11/30/20	\$3,187,476.80
	* Outstanding Deposits and Credits:	11/30/20	\$0.00
	* Outstanding Checks and Charges:	11/30/20	\$0.00
	Ending Book Balance:	11/30/20	<u>\$3,187,476.80</u>

* Outstanding amounts are all outstanding credits and charges dated prior or equal to the Reconciliation date.

CENTRAL YAVAPAI FIRE DISTRICT
BR Checks and Charges Cleared
For the Bank Statement ending: 11/30/20

CYFD		General Fund			1100
Date	Document	Description	Module	Company	Amount
11/02/20	706001053	SC Audit & Accounting Solution	AP	CYFD	\$937.50
11/16/20	706001054	Burch & Cracchiolo, PA	AP	CYFD	\$210.00
11/16/20	706001055	Nicolas J. Cornelius	AP	CYFD	\$877.50
11/30/20	Cash With Yav Cty	Fire Authority Funding Novembe	GL	CYFD	\$7,992,628.25
11/30/20	Cash With Yav Cty	Interest Paid-Tax Roll Correct	GL	CYFD	\$0.16
TOTAL CHECKS AND CHARGES CLEARED:					<u>\$7,994,653.41</u>

CENTRAL YAVAPAI FIRE DISTRICT
BR Checks and Charges Outstanding
For the Bank Statement ending:

<u>Date</u>	<u>Document</u>	<u>Description</u>	<u>Module</u>	<u>Company</u>	<u>Amount</u>
-------------	-----------------	--------------------	---------------	----------------	---------------

TOTAL CHECKS AND CHARGES OUTSTANDING:

CENTRAL YAVAPAI FIRE DISTRICT
BR Deposits and Credits Cleared
For the Bank Statement ending: 11/30/20

CYFD		General Fund			1100
Date	Document	Description	Module	Company	Amount
11/09/20	5113	Deposit	AR	CYFD	\$4,766.63
11/30/20	Cash With Yav Cty	Tax and Interest Revenue, Nove	GL	CYFD	\$2,407,434.93
11/30/20	Cash With Yav Cty	County Error Correction-Solar	GL	CYFD	\$14,725.31
TOTAL DEPOSITS AND CREDITS CLEARED:					\$2,426,926.87

CENTRAL YAVAPAI FIRE DISTRICT
BR Deposits and Credits Outstanding
For the Bank Statement ending:

Date	Document	Description	Module	Company	Amount
------	----------	-------------	--------	---------	--------

TOTAL DEPOSITS AND CREDITS OUTSTANDING:

Document Number	Date	BR Status	Void?	Description	Date Cleared	Amount
-----------------	------	-----------	-------	-------------	--------------	--------

MODULE: CHECKS FROM ACCOUNTS PAYABLE

BANK CONTROL ID: CYFD - GENERAL FUND						
706001053	11/02/20	Marked	No	SC Audit & Accounting Solution	12/09/20	\$937.50
706001054	11/16/20	Marked	No	Burch & Cracchiolo, PA	12/09/20	\$210.00
706001055	11/16/20	Marked	No	Nicolas J. Cornelius	12/09/20	\$877.50
SUB TOTAL FOR BANK:						\$2,025.00
TOTAL FOR MODULE:						\$2,025.00

MODULE: DEPOSITS FROM ACCOUNTS RECEIVABLE

BANK CONTROL ID: CYFD - GENERAL FUND						
5113	11/09/20	Marked	No	Deposit	12/09/20	\$4,766.63
SUB TOTAL FOR BANK:						\$4,766.63
TOTAL FOR MODULE:						\$4,766.63

MODULE: JOURNAL ENTRIES FROM GENERAL LEDGER

BANK CONTROL ID: CYFD - GENERAL FUND						
Cash With Yav Cty	11/30/20	Marked	No	Fire Authority Funding Novembe	12/09/20	\$7,992,628.25
Cash With Yav Cty	11/30/20	Marked	No	Tax and Interest Revenue, Nove	12/09/20	\$2,407,434.93
Cash With Yav Cty	11/30/20	Marked	No	County Error Correction-Solar	12/09/20	\$14,725.31
Cash With Yav Cty	11/30/20	Marked	No	Interest Paid-Tax Roll Correct	12/09/20	\$0.16
SUB TOTAL FOR BANK:						\$10,414,788.65
TOTAL FOR MODULE:						\$10,414,788.65

CENTRAL YAVAPAI FIRE DISTRICT
BR Adjustments Report
For the Bank Statement ending:

Date	Document	Description	GL Account	Offset Amt	Adj. Amt
------	----------	-------------	------------	------------	----------

DOCUMENT:

ADJUSTMENT DOCUMENT " TOTAL:

TOTAL FOR ALL ADJUSTMENTS:

12/9/20
1:18:24 PM

CENTRAL YAVAPAI FIRE DISTRICT
Income Statement
(Original Budget to Actual Comparison)
For the period of 11/1/2020 Through 11/30/2020

	Account	Actual	Current Period Budget	Variance	%	Actual	Year To Date Budget	Variance	%
<u>Revenues</u>									
Real Estate Tax	400000000	\$2,320,711.38	\$0.00	\$2,320,711.38	0.0%	\$10,220,077.94	\$19,423,017.00	\$(9,202,939.06)	(47.4)%
Personal Property Tax	410000000	53,109.77	0.00	53,109.77	0.0	156,190.98	0.00	156,190.98	0.0
Fire District Assistance Tax	420000000	48,339.09	0.00	48,339.09	0.0	213,130.53	400,000.00	(186,869.47)	(46.7)
Cell Tower Lease Revenue	477500000	4,766.63	0.00	4,766.63	0.0	24,544.07	55,668.00	(31,123.93)	(55.9)
Interest Income-General Fund	490000000	0.00	0.00	0.00	0.0	3,447.22	0.00	3,447.22	0.0
Net Revenues		\$2,426,926.87	\$0.00	\$2,426,926.87	0.0 %	\$10,617,390.74	\$19,878,685.00	\$(9,261,294.26)	(46.6)%
<u>Personnel Expenses</u>									
Fire Authority Funding	670010000	\$7,992,628.25	\$0.00	\$(7,992,628.25)	0.0%	\$8,414,930.16	\$19,765,185.00	\$11,350,254.84	57.4%
Total Personnel Expenses		\$7,992,628.25	\$0.00	\$(7,992,628.25)	0.0 %	\$8,414,930.16	\$19,765,185.00	\$11,350,254.84	57.4 %
<u>Service Expenses</u>									
Audit & Accounting	640010000	\$937.50	\$0.00	\$(937.50)	0.0%	\$937.50	\$7,500.00	\$6,562.50	87.5%
Other Prof Services/Admin	640510000	0.00	0.00	0.00	0.0	0.00	80,000.00	80,000.00	100.0
Legal Services - Routine	641010000	112.50	0.00	(112.50)	0.0	2,002.50	5,000.00	2,997.50	60.0
Legal Services - Non-Routine	641010600	975.00	0.00	(975.00)	0.0	1,740.00	0.00	(1,740.00)	0.0
Fire Board Expenses	644110000	0.00	0.00	0.00	0.0	0.00	1,000.00	1,000.00	100.0
Misc/Admin	661010000	0.16	0.00	(0.16)	0.0	14.90	0.00	(14.90)	0.0
Total Service Expenses		\$2,025.16	\$0.00	\$(2,025.16)	0.0 %	\$4,694.90	\$93,500.00	\$88,805.10	95.0 %
Total Expenses		\$7,994,653.41		\$(7,994,653.41)		\$8,419,625.06	\$19,858,685.00	\$11,439,059.94	57.6%
Income (Loss) from Operations		\$(5,567,726.54)	\$0.00	\$(5,567,726.54)	0.0%	\$2,197,765.68	\$20,000.00	\$2,177,765.68	10888.8%
<u>Contingency</u>									
Funded Contingency/Admin	780010000	\$0.00	\$0.00	\$0.00	0.0%	\$0.00	\$(20,000.00)	\$20,000.00	100.0%
Total Contingency		\$0.00	\$0.00	\$0.00	0.0 %	\$0.00	\$(20,000.00)	\$20,000.00	100.0 %
Net Income (Loss)		\$(5,567,726.54)	\$0.00	\$(5,567,726.54)	0.0%	\$2,197,765.68	\$0.00	\$2,197,765.68	0.0%

12/9/20
1:19:21 PM

CENTRAL YAVAPAI FIRE DISTRICT

Balance Sheet
As of 11/30/2020

Assets

Current Assets

Cash with Yavapai County	\$3,187,476.80	
Taxes Receivable	328,820.73	
Total Current Assets		\$3,516,297.53
Total Assets		\$3,516,297.53

Liabilities and Net Assets

Current Liabilities

Accounts Payable	\$2,048.00	
Deferred Revenue	410,168.73	
CAFMA accounts payable	224,466.00	
Total Current Liabilities		\$636,682.73
Total Liabilities		\$636,682.73

Net Assets

Fund Balance	\$681,849.12	
Current Year Net Assets	2,197,765.68	
Total Net Assets		2,879,614.80
Total Liabilities and Net Assets		\$3,516,297.53

CENTRAL YAVAPAI FIRE DISTRICT
GL Account Ledger - Detail By Period
11/1/2020 through 11/30/2020

Batch	Journal	Entry #	Date	Job	Document	Description	Debits	Credits	Balance
1100.0.0.000					CASH WITH YAVAPAI COUNTY				\$8,755,203.34
4847	CD	1489076	11/02/20		706001053	SC Audit & Accounting Solution - Cash Disbursement SCAUD1	-	937.50	8,754,265.84
4850	CR	1489094	11/09/20		3323555130	AT&T MOBILITY, LLC -	4,766.63	-	8,759,032.47
4853	CD	1489106	11/16/20		706001054	Burch & Cracchiolo, PA - Cash Disbursement BURCH1	-	210.00	8,758,822.47
4853	CD	1489109	11/16/20		706001055	Nicolas J. Cornelius - Cash Disbursement CORNIC	-	877.50	8,757,944.97
4854	A	1489113	11/30/20		Cash With Yav Cty	Fire Authority Funding November 2020	-	7,992,628.25	765,316.72
4855	A	1489114	11/30/20		Cash With Yav Cty	Tax and Interest Revenue, November 2020	2,407,434.93	-	3,172,751.65
4856	A	1489118	11/30/20		Cash With Yav Cty	County Error Correction-Solar Rebate Adj	14,725.31	-	3,187,476.96
4857	A	1489121	11/30/20		Cash With Yav Cty	Interest Paid-Tax Roll Corrections	-	0.16	3,187,476.80
CASH WITH YAVAPAI COUNTY TOTALS:							\$2,426,926.87	\$7,994,653.41	\$3,187,476.80
TOTAL OF LEDGER:							\$2,426,926.87	\$7,994,653.41	\$3,187,476.80

CENTRAL YAVAPAI FIRE DISTRICT
GL Trial Balance Worksheet
For The Period of 11/1/2020 through 11/30/2020

Account	Description	Balances				Adjustments
		Beginning	Debits	Credits	Ending	
1100.0.0.000	Cash with Yavapai County	\$8,755,203.34	\$2,426,926.87	\$7,994,653.41	\$3,187,476.80	
TOTALS:		<u>\$8,755,203.34</u>	<u>\$2,426,926.87</u>	<u>\$7,994,653.41</u>	<u>\$3,187,476.80</u>	

* Inactive accounts are marked and appear in grey.

CENTRAL YAVAPAI FIRE DISTRICT
BOND DEBT SERVICE ACCOUNT 6-60240-0000
CHECK RECONCILIATION NOVEMBER, 2020

Reconciliation:

Beginning Balance (CYFD):	\$	812,630.63
Deposits:	\$	157,209.63
Bank Paying Agent Fees:	\$	-
Interest Income:	\$	-
Bank Principal/Interest Payments	\$	-
County Adj-Solar Rebate Error 10/20:	\$	(14,725.31)
Ending Balance:	\$	955,114.95

Difference Between Balances: \$ -

Bank Statement Balance:

Balance Per Bank: \$ 955,114.95

Ending Balance: \$ **955,114.95**

Deposits Per Bank Statement:

Real Estate Taxes:	\$	153,666.59
Personal Property Taxes:	\$	3,543.04
Interest Income:	\$	-
Other:	\$	-
Ending Balance:	\$	157,209.63

Reconciliation Approved By:

Scott Freitag

Scott Freitag, Fire Chief



Digitally signed by Scott Freitag
Date: 2020.12.10 14:23:02 -07'00'

Reconciliation Reviewed By:

Dave Tharp

David Tharp, Assistant Chief of Administration



Digitally signed by Dave Tharp
Date: 2020.12.10 13:02:34 -07'00'

Reconciliation Prepared By:

Karen Butler

Karen Butler, Finance Manager



Digitally signed by Karen Butler
Date: 2020.12.09 14:49:36 -07'00'

CENTRAL YAVAPAI FIRE DISTRICT
BOND DEBT FUND - NOVEMBER, 2020

Real Estate Taxes:	\$	153,666.59
UPP Taxes:	\$	3,543.04
Interest Received:	\$	-
Other:	\$	-

TOTAL:	\$	157,209.63
--------	----	------------



Yavapai County Treasurer

Monthly Statement

Date Range: 11/1/2020 to 11/30/2020

Central Yavapai Fire Dist BDS
Fund: 6060240000



Yavapai County Treasurer

Monthly Statement

Date Range: 11/1/2020 to 11/30/2020

Account	Period	YTD		
6060240000	Central Yavapai Fire Dist BDS			
Begin Balance:	812,630.63	264,089.30		
Income:	157,209.63 ✓	706,432.00		
LOC Advance:	.00	.00		
Expense:	(14,725.31)	(15,406.35)	LOC:	.00
LOC Payments:	.00	.00	Warrants Outstanding:	.00
Cash Balance:	955,114.95	955,114.95	End:	955,114.95

Monthly Statement Summary

Source Code	Description		MTDAmount	YTDAmount
6060240000	Central Yavapai Fire Dist BDS	Beginning Balance:	812,630.63	264,089.30
11100.2013	2013 Real Estate Taxes		.00	.46
11100.2014	2014 Real Estate Taxes		.00	.40
11100.2015	2015 Real Estate Taxes		.00	.40
11100.2016	2016 Real Estate Taxes		.00	.18
11100.2017	2017 Real Estate Taxes		.00	(.88)
11100.2018	2018 Real Estate Taxes		.00	6.17
11100.2019	2019 Real Estate Taxes		1,169.44	12,400.42
11100.2020	2020 Real Estate Taxes		152,497.15	674,995.90
12100.2011	2011 Personal Property Taxes		.00	.22
12100.2012	2012 Personal Property Taxes		.00	.83
12100.2013	2013 Personal Property Taxes		.00	4.29
12100.2014	2014 Personal Property Taxes		.00	8.54
12100.2015	2015 Personal Property Taxes		.00	4.89
12100.2016	2016 Personal Property Taxes		.00	9.28
12100.2017	2017 Personal Property Taxes		4.64	26.75
12100.2018	2018 Personal Property Taxes		13.00	133.48
12100.2019	2019 Personal Property Taxes		38.73	467.31
12100.2020	2020 Personal Property Taxes		3,486.67	9,815.23
38108.0	Interest on Investments Charles Schwab		.00	520.23
38109.0	Interest on Investments St Treas		.00	154.92
38113.0	Interest on Investments-Wells Fargo		.00	520.33
7376.0	Transfer in		.00	7,362.65
90002.0	Interest Pd on Tax Roll Corrections		.00	(1.04)
91702.0	Transfer out		(14,725.31)	(15,055.31)
92185.0	Paying Agent Fees		.00	(350.00)
	Ending Balance:		955,114.95	955,114.95

Monthly Statement Detail

Date	Notes	Doc #	Amount	C/D
------	-------	-------	--------	-----



Yavapai County Treasurer

Monthly Statement

Date Range: 11/1/2020 to 11/30/2020

6060240000 Central Yavapai Fire Dist BDS			Beginning Balance: 812,630.63	
11100.2019 2019 Real Estate Taxes			Source Code Total: 1,169.44	
11/02	Tax Distribution	0	31.24	C
11/02	Tax Distribution	0	14.14	C
11/02	Tax Distribution	0	17.06	C
11/02	Tax Distribution	0	10.21	C
11/03	Tax Distribution	0	580.52	C
11/03	Tax Distribution	0	20.36	C
11/04	Error correction - duplicated entries 8/4/2020	0	(63.31)	C
11/04	Tax Distribution	0	98.66	C
11/04	Tax Distribution	0	15.87	C
11/05	Tax Distribution	0	11.22	C
11/05	Tax Distribution	0	77.37	C
11/06	Tax Distribution	0	4.84	C
11/09	Tax Distribution	0	.46	C
11/09	Tax Distribution	0	2.01	C
11/10	Tax Distribution	0	4.11	C
11/10	Tax Distribution	0	.67	C
11/12	Tax Distribution	0	12.60	C
11/12	Tax Distribution	0	14.15	C
11/13	Tax Distribution	0	5.74	C
11/13	Tax Distribution	0	28.38	C
11/13	Tax Distribution	0	27.37	C
11/16	Tax Distribution	0	25.76	C
11/17	Tax Distribution	0	36.21	C
11/17	Tax Distribution	0	.56	C
11/18	Tax Distribution	0	.40	C
11/18	Tax Distribution	0	5.25	C
11/19	Tax Distribution	0	25.14	C
11/19	Tax Distribution	0	4.31	C
11/20	Tax Distribution	0	64.19	C
11/23	Tax Distribution	0	.21	C
11/24	Tax Distribution	0	19.20	C
11/25	Tax Distribution	0	4.66	C
11/25	Tax Distribution	0	19.27	C
11/30	Tax Distribution	0	50.61	C
11100.2020 2020 Real Estate Taxes			Source Code Total: 152,497.15	
11/02	Tax Distribution	0	3.50	C
11/02	Tax Distribution	0	1,107.87	C
11/02	Tax Distribution	0	16,520.46	C
11/02	Tax Distribution	0	4,719.45	C
11/02	Tax Distribution	0	1,945.19	C
11/02	Tax Distribution	0	1,873.65	C



Yavapai County Treasurer

Monthly Statement

Date Range: 11/1/2020 to 11/30/2020

11/02	Tax Distribution	0	2,313.95	C
11/03	Tax Distribution	0	17.61	C
11/03	Tax Distribution	0	1,291.41	C
11/03	Tax Distribution	0	9,625.85	C
11/03	Tax Distribution	0	(81.21)	C
11/03	Tax Distribution	0	847.34	C
11/03	Tax Distribution	0	9,687.02	C
11/03	Tax Distribution	0	3,489.21	C
11/03	Tax Distribution	0	1,943.70	C
11/03	Tax Distribution	0	3,109.58	C
11/04	Tax Distribution	0	4,792.76	C
11/04	Tax Distribution	0	3,348.66	C
11/04	Tax Distribution	0	2,086.15	C
11/04	Tax Distribution	0	4,991.80	C
11/04	Tax Distribution	0	6,629.55	C
11/04	Tax Distribution	0	1,705.41	C
11/04	Tax Distribution	0	1,557.66	C
11/05	Tax Distribution	0	461.96	C
11/05	Tax Distribution	0	888.29	C
11/05	Tax Distribution	0	100.76	C
11/05	Tax Distribution	0	8,223.70	C
11/05	Tax Distribution	0	3,553.66	C
11/05	Tax Distribution	0	1,922.93	C
11/05	Tax Distribution	0	1,234.70	C
11/06	Tax Distribution	0	444.35	C
11/06	Tax Distribution	0	35.16	C
11/06	Tax Distribution	0	2,347.50	C
11/06	Tax Distribution	0	741.31	C
11/06	Tax Distribution	0	2,296.43	C
11/06	Tax Distribution	0	1,034.69	C
11/09	Tax Distribution	0	766.32	C
11/09	Tax Distribution	0	1,811.24	C
11/09	Tax Distribution	0	1,938.70	C
11/09	Tax Distribution	0	882.30	C
11/10	Tax Distribution	0	1,601.67	C
11/10	Tax Distribution	0	(18.87)	C
11/10	Tax Distribution	0	649.31	C
11/10	Tax Distribution	0	1,149.35	C
11/10	Tax Distribution	0	1,132.82	C
11/10	Tax Distribution	0	742.51	C
11/12	Tax Distribution	0	574.63	C
11/12	Tax Distribution	0	(15.44)	C
11/12	Tax Distribution	0	1,079.02	C



Yavapai County Treasurer

Monthly Statement

Date Range: 11/1/2020 to 11/30/2020

11/12	Tax Distribution	0	783.52	C
11/12	Tax Distribution	0	295.43	C
11/13	Tax Distribution	0	706.48	C
11/13	Tax Distribution	0	(46.49)	C
11/13	Tax Distribution	0	2,817.03	C
11/13	Tax Distribution	0	306.25	C
11/16	Tax Distribution	0	580.19	C
11/16	Tax Distribution	0	66.60	C
11/16	Tax Distribution	0	193.00	C
11/16	Tax Distribution	0	307.57	C
11/16	Tax Distribution	0	244.45	C
11/17	Tax Distribution	0	525.93	C
11/17	Tax Distribution	0	(7.10)	C
11/17	Tax Distribution	0	138.93	C
11/17	Tax Distribution	0	3,596.07	C
11/17	Tax Distribution	0	345.45	C
11/17	Tax Distribution	0	1,038.33	C
11/17	Tax Distribution	0	935.64	C
11/18	Tax Distribution	0	213.20	C
11/18	Tax Distribution	0	74.38	C
11/18	Tax Distribution	0	282.71	C
11/18	Tax Distribution	0	421.24	C
11/18	Tax Distribution	0	365.97	C
11/19	Tax Distribution	0	.17	C
11/19	Tax Distribution	0	(6.80)	C
11/19	Tax Distribution	0	(30.96)	C
11/19	Tax Distribution	0	380.82	C
11/19	Tax Distribution	0	932.52	C
11/19	Tax Distribution	0	321.27	C
11/19	Tax Distribution	0	1,193.21	C
11/20	Tax Distribution	0	1,369.45	C
11/23	Tax Distribution	0	241.96	C
11/23	Tax Distribution	0	(53.56)	C
11/23	Tax Distribution	0	64.15	C
11/23	Tax Distribution	0	718.41	C
11/23	Tax Distribution	0	1,412.71	C
11/24	Tax Distribution	0	702.48	C
11/24	Tax Distribution	0	2,875.69	C
11/24	Tax Distribution	0	341.89	C
11/24	Tax Distribution	0	155.62	C
11/25	Tax Distribution	0	673.43	C
11/25	Tax Distribution	0	5,080.19	C
11/30	Tax Distribution	0	(16.20)	C



Yavapai County Treasurer

Monthly Statement

Date Range: 11/1/2020 to 11/30/2020

11/30	Tax Distribution	0	155.62	C
11/30	Tax Distribution	0	641.32	C
11/30	Tax Distribution	0	1,047.07	C
11/30	Tax Distribution	0	1,006.34	C
12100.2017 2017 Personal Property Taxes			Source Code Total: 4.64	
11/10	Tax Distribution	0	4.64	C
12100.2018 2018 Personal Property Taxes			Source Code Total: 13.00	
11/10	Tax Distribution	0	9.47	C
11/17	Tax Distribution	0	.25	C
11/19	Tax Distribution	0	3.28	C
12100.2019 2019 Personal Property Taxes			Source Code Total: 38.73	
11/02	Tax Distribution	0	1.37	C
11/04	Error correction - duplicated entry 8/4/2020	0	(5.62)	C
11/09	Tax Distribution	0	1.33	C
11/10	Tax Distribution	0	8.55	C
11/17	Tax Distribution	0	.22	C
11/19	Tax Distribution	0	13.43	C
11/23	Tax Distribution	0	2.95	C
11/30	Tax Distribution	0	16.50	C
12100.2020 2020 Personal Property Taxes			Source Code Total: 3,486.67	
11/02	Tax Distribution	0	11.40	C
11/02	Tax Distribution	0	1.28	C
11/02	Tax Distribution	0	16.49	C
11/02	Tax Distribution	0	8.83	C
11/02	Tax Distribution	0	35.54	C
11/03	Tax Distribution	0	15.81	C
11/03	Tax Distribution	0	155.62	C
11/03	Tax Distribution	0	60.52	C
11/03	Tax Distribution	0	370.88	C
11/03	Tax Distribution	0	53.02	C
11/03	Tax Distribution	0	25.34	C
11/03	Tax Distribution	0	6.61	C
11/04	Tax Distribution	0	249.94	C
11/04	Tax Distribution	0	54.21	C
11/04	Tax Distribution	0	30.95	C
11/04	Tax Distribution	0	173.88	C
11/04	Tax Distribution	0	927.02	C
11/04	Tax Distribution	0	43.99	C
11/04	Tax Distribution	0	8.01	C
11/05	Tax Distribution	0	9.47	C
11/05	Tax Distribution	0	8.47	C
11/05	Tax Distribution	0	191.66	C
11/05	Tax Distribution	0	49.56	C



Yavapai County Treasurer

Monthly Statement

Date Range: 11/1/2020 to 11/30/2020

11/05	Tax Distribution	0	141.70	C
11/05	Tax Distribution	0	5.36	C
11/06	Tax Distribution	0	1.95	C
11/06	Tax Distribution	0	10.54	C
11/06	Tax Distribution	0	56.01	C
11/06	Tax Distribution	0	16.59	C
11/06	Tax Distribution	0	45.01	C
11/06	Tax Distribution	0	27.89	C
11/09	Tax Distribution	0	.20	C
11/09	Tax Distribution	0	35.30	C
11/09	Tax Distribution	0	33.27	C
11/09	Tax Distribution	0	22.55	C
11/10	Tax Distribution	0	6.25	C
11/10	Tax Distribution	0	(7.82)	C
11/10	Tax Distribution	0	4.61	C
11/10	Tax Distribution	0	44.81	C
11/10	Tax Distribution	0	3.09	C
11/10	Tax Distribution	0	15.07	C
11/12	Tax Distribution	0	.49	C
11/12	Tax Distribution	0	.82	C
11/12	Tax Distribution	0	11.27	C
11/12	Tax Distribution	0	2.51	C
11/13	Tax Distribution	0	12.89	C
11/13	Tax Distribution	0	(5.66)	C
11/13	Tax Distribution	0	52.35	C
11/13	Tax Distribution	0	1.29	C
11/16	Tax Distribution	0	18.40	C
11/16	Tax Distribution	0	4.85	C
11/16	Tax Distribution	0	7.54	C
11/16	Tax Distribution	0	30.32	C
11/17	Tax Distribution	0	44.85	C
11/17	Tax Distribution	0	33.58	C
11/18	Tax Distribution	0	14.68	C
11/18	Tax Distribution	0	7.62	C
11/18	Tax Distribution	0	7.00	C
11/19	Tax Distribution	0	8.23	C
11/19	Tax Distribution	0	12.49	C
11/19	Tax Distribution	0	15.26	C
11/19	Tax Distribution	0	13.90	C
11/20	Tax Distribution	0	32.96	C
11/23	Tax Distribution	0	7.47	C
11/23	Tax Distribution	0	24.97	C
11/24	Tax Distribution	0	13.42	C



Yavapai County Treasurer

Monthly Statement

Date Range: 11/1/2020 to 11/30/2020

11/24	Tax Distribution	0	28.57	C
11/24	Tax Distribution	0	2.48	C
11/25	Tax Distribution	0	7.97	C
11/25	Tax Distribution	0	26.67	C
11/30	Tax Distribution	0	20.44	C
11/30	Tax Distribution	0	30.58	C
11/30	Tax Distribution	0	25.58	C
90002.0 Interest Pd on Tax Roll Corrections			Source Code Total: .00	
11/18	76796 103-52-13307 2020 Adjustment/Corr Refund	76796	(.01)	D
11/23	71378 402-03-091A5 2019 Adjustment/Corr Refund	71378	.01	D
91702.0 Transfer out			Source Code Total: (14,725.31)	
11/25	Error correction- Debit BDS account Credit GF	0	(14,725.31)	D
6060240000 Central Yavapai Fire Dist BDS			Ending Balance: 955,114.95	

Central Yavapai Fire Bond Debt Service
Bank Reconciliation Summary
For the Bank Statement ending: 11/30/2020

BANK CONTROL ID: CYFDA - CASH/BOND BUILDING FUND		DESC: CASH/BOND BUILDING FUND	ACCOUNT NO: 1100
Beginning Balance:	11/01/20		\$812,630.63
Deposits and Credits:			\$157,209.63
Checks and Charges:			(\$14,725.31)
Adjustments:			\$0.00
Ending Balance Per Reconciliation:			<u>\$955,114.95</u>
Ending Balance Per Bank Statement:	11/30/20		\$955,114.95
* Outstanding Deposits and Credits:	11/30/20		\$0.00
* Outstanding Checks and Charges:	11/30/20		\$0.00
Ending Book Balance:			<u>\$955,114.95</u>

* Outstanding amounts are all outstanding credits and charges dated prior or equal to the Reconciliation date.

Central Yavapai Fire Bond Debt Service

BR Checks and Charges Cleared

For the Bank Statement ending: 11/30/20

CYFDA		Cash/Bond Building Fund	Cash/Bond Building Fund	1100	
Date	Document	Description	Module	Company	Amount
11/30/20	Cash With Yav Cty	County Error Adjust-Solar Reba	GL	CYFBDS	\$14,725.31
TOTAL CHECKS AND CHARGES CLEARED:					\$14,725.31

Central Yavapai Fire Bond Debt Service

BR Checks and Charges Outstanding

For the Bank Statement ending:

<u>Date</u>	<u>Document</u>	<u>Description</u>	<u>Module</u>	<u>Company</u>	<u>Amount</u>
-------------	-----------------	--------------------	---------------	----------------	---------------

TOTAL CHECKS AND CHARGES OUTSTANDING:

Central Yavapai Fire Bond Debt Service

BR Deposits and Credits Cleared

For the Bank Statement ending: 11/30/20

CYFDA	Cash/Bond Building Fund	Cash/Bond Building Fund	1100
-------	-------------------------	-------------------------	------

Date	Document	Description	Module	Company	Amount
11/30/20	Cash With Yav Cty	Tax and Interest Revenue Novem	GL	CYFBDS	\$157,209.63
TOTAL DEPOSITS AND CREDITS CLEARED:					\$157,209.63

Central Yavapai Fire Bond Debt Service

BR Deposits and Credits Outstanding

For the Bank Statement ending:

Date	Document	Description	Module	Company	Amount
------	----------	-------------	--------	---------	--------

TOTAL DEPOSITS AND CREDITS OUTSTANDING:

Central Yavapai Fire Bond Debt Service
Bank Reconciliation Register

Document Number	Date	BR Status	Void?	Description	Date Cleared	Amount
MODULE: JOURNAL ENTRIES FROM GENERAL LEDGER						
BANK CONTROL ID: CYFDA - CASH/BOND BUILDING FUND						
Cash With Yav Cty	11/30/20	Marked	No	Tax and Interest Revenue Novem	12/09/20	\$157,209.63
Cash With Yav Cty	11/30/20	Marked	No	County Error Adjust-Solar Reba	12/09/20	\$14,725.31
SUB TOTAL FOR BANK:						\$171,934.94
TOTAL FOR MODULE:						\$171,934.94

Central Yavapai Fire Bond Debt Service
BR Adjustments Report
For the Bank Statement ending:

Date	Document	Description	GL Account	Offset Amt	Adj. Amt
------	----------	-------------	------------	------------	----------

DOCUMENT:

ADJUSTMENT DOCUMENT " TOTAL:

TOTAL FOR ALL ADJUSTMENTS:

12/9/20
2:37:42 PM

Central Yavapai Fire Bond Debt Service
Income Statement
(Original Budget to Actual Comparison)
For the period of 11/1/2020 Through 11/30/2020

	Account	Actual	Current Period Budget	Variance	%	Actual	Year To Date Budget	Variance	%
<u>General & Administrative Expenses</u>									
Bond Debt Service Interest Expense	610000	\$0.00	\$0.00	\$0.00	0.0%	\$1.04	\$0.00	\$(1.04)	0.0%
Professional Services	640500	0.00	0.00	0.00	0.0	680.00	0.00	(680.00)	0.0
Total General & Administrative Expenses		\$0.00	\$0.00	\$0.00	0.0 %	\$681.04	\$0.00	\$(681.04)	0.0 %
Total Expenses						\$681.04		\$(681.04)	
Income (Loss) from Operations		\$0.00	\$0.00	\$0.00	0.0%	\$(681.04)	\$0.00	\$(681.04)	0.0%
<u>Other Income (Expense)</u>									
Bond Debt Service Tax Revenue	420000	\$142,484.32	\$0.00	\$142,484.32	0.0%	\$690,511.21	\$0.00	\$690,511.21	0.0%
Bond Debt Service Interest Revenue	430000	0.00	0.00	0.00	0.0	1,195.48	0.00	1,195.48	0.0
Total Other Income (Expense)		\$142,484.32	\$0.00	\$142,484.32	0.0 %	\$691,706.69	\$0.00	\$691,706.69	0.0 %
Net Income (Loss)		\$142,484.32	\$0.00	\$142,484.32	0.0%	\$691,025.65	\$0.00	\$691,025.65	0.0%

Central Yavapai Fire Bond Debt Service
Balance Sheet
As of 11/30/2020

Assets		
Current Assets		
Cash / Bond Debt Service	\$955,114.95	
Property Tax Receivable	23,745.40	
Deferred Revenue - Prop Tax	(17,921.00)	
Total Current Assets		\$960,939.35
Total Assets		\$960,939.35
Net Assets		
Retained Earnings	\$269,913.70	
Current Year Net Assets	691,025.65	
Total Net Assets		960,939.35
Total Liabilities and Net Assets		\$960,939.35

Central Yavapai Fire Bond Debt Service

GL Account Ledger - Detail By Period

11/1/2020 through 11/30/2020

Batch	Journal	Entry #	Date	Job	Document	Description	Debits	Credits	Balance
1100.00			CASH / BOND DEBT SERVICE						\$812,630.63
223	R	770	11/30/20		Cash With Yav Cty	Tax and Interest Revenue November 2020	157,209.63	-	969,840.26
224	A	774	11/30/20		Cash With Yav Cty	County Error Adjust-Solar Rebate Trf	-	14,725.31	955,114.95
CASH / BOND DEBT SERVICE TOTALS:							\$157,209.63	\$14,725.31	\$955,114.95
TOTAL OF LEDGER:							\$157,209.63	\$14,725.31	\$955,114.95

Central Yavapai Fire Bond Debt Service

GL Trial Balance Worksheet

For The Period of 11/1/2020 through 11/30/2020

Account	Description	Balances				Adjustments
		Beginning	Debits	Credits	Ending	
1100.00	Cash / Bond Debt Service	\$812,630.63	\$157,209.63	\$14,725.31	\$955,114.95	
TOTALS:		<u>\$812,630.63</u>	<u>\$157,209.63</u>	<u>\$14,725.31</u>	<u>\$955,114.95</u>	

* Inactive accounts are marked and appear in grey.

Recorded at the request of:
CENTRAL YAVAPAI FIRE DISTRICT

When recorded, mail to:
Central Yavapai Fire District
8603 E. Eastridge Drive
Prescott Valley, AZ 86314

CAPTION OF DOCUMENT: RESOLUTION NO. 2020-25

ANNEXATION – FISCHER
PARCEL 401-01-128N

CENTRAL YAVAPAI FIRE DISTRICT

Resolution No. 2020-25

(Annexation of 8825 N. Prescott Ridge Rd., Yavapai County, Arizona - Parcel 401-01-128N)

A FORMAL RESOLUTION OF THE ELECTED BOARD OF THE CENTRAL YAVAPAI FIRE DISTRICT ORDERING A CHANGE OF THE FIRE DISTRICT BOUNDARIES TO INCLUDE THAT PROPERTY DESCRIBED IN EXHIBIT "A" AS ATTACHED HERETO;

WHEREAS, Central Yavapai Fire District Board of Directors has been presented with a valid request for annexation of the area of the property described in Exhibit "A" as attached hereto, requesting that said property be annexed into the jurisdictional boundaries of the District; and

WHEREAS, the subject property is located within Yavapai County and is contiguous to the boundaries of Central Yavapai Fire District as shown on the map attached hereto as Exhibit "B"; and

WHEREAS, all other pertinent requirements of A.R.S. § 48-262 have been addressed and met according to law; and

WHEREAS, the Central Yavapai Fire District Board has determined that the inclusion of the subject property within the boundaries of the Central Yavapai Fire District will benefit the Central Yavapai Fire District and the property owner.

NOW THEREFORE, BE IT RESOLVED that the Central Yavapai Fire District Board of Directors does hereby find that the proposed annexation satisfies the requirements of A.R.S. § 48-262(I), and does hereby order the change to its boundaries to include the area described above, as more specifically set forth in the attached legal description (Exhibit "A") and map (Exhibit "B").

APPROVED AND ADOPTED this 17th day of December, 2020.

Board Chairperson
Central Yavapai Fire District

Board Clerk
Central Yavapai Fire District

EXHIBIT A

PARCEL NO. 1:

A portion of Parcel 1, COYOTE CREST 4th AMENDED, according to the Record of Survey recorded in Book 74 of Land Surveys, pages 71 and 72, records of Yavapai County, Arizona, described as follows:

Parcel 1E2, according to Record of Survey recorded in Book 100 of Land Surveys, page 69, records of Yavapai County, Arizona, lying within the Northeast quarter of Section 21, Township 15 North, Range 1 East of the Gila and Salt River Base and Meridian, Yavapai County, Arizona;

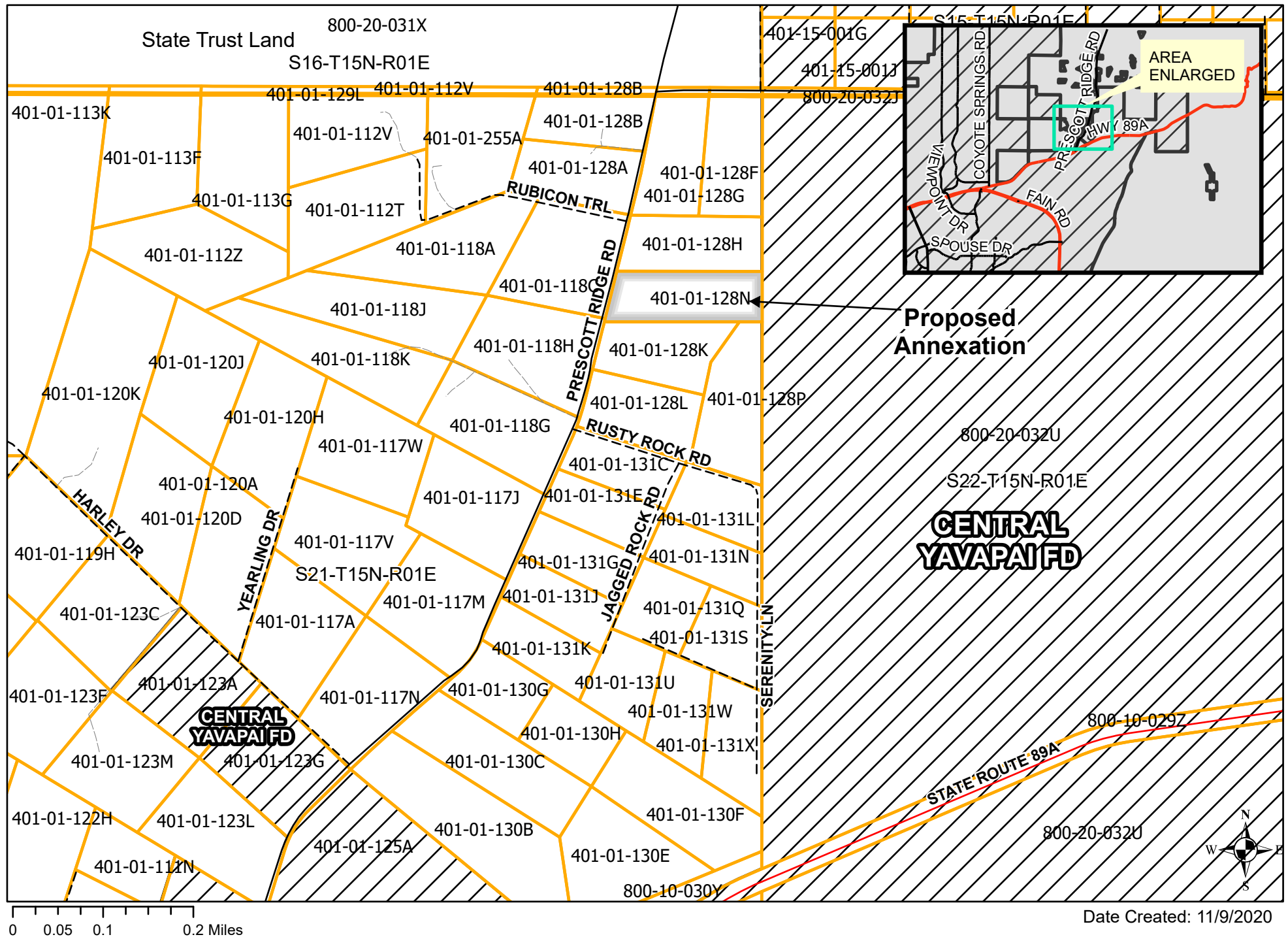
EXCEPT one half of all oil, gas, coal and minerals as reserved in Deed recorded in Book 115 of Official Records, page 577, records of Yavapai County, Arizona.

PARCEL NO. 2

A 25.00 foot ingress, egress and utility easement as shown as (F) on Record of Survey recorded in Book 100 of Land Surveys, page 69, records of Yavapai County, Arizona.

EXCEPT any portion lying within Parcel No. 1 herein.

EXHIBIT B





Central Yavapai Fire District Single Parcel Annexation Request Form

Please return completed form along with the legal description to begin the process. A 'clean' legal description is necessary to annex, meaning re-typed and void of a title, headers, footers, page numbers, watermarks, handwriting, or other excess information. Refer to included checklist for further guidance.

Please mail this form and the legal description to:

Central Yavapai Fire District
Governing Board
8603 E. Eastridge Drive
Prescott Valley, Arizona 86314

Date: 11-4-20

Dear Board Chairman,

As per A.R.S. § 48-262(H), I would like to request my property be annexed into the boundaries of the Central Yavapai Fire District.

My property is adjacent to your current boundaries and is more specifically described as:

Parcel #: 401-01-128N1 Section/Township/Range: _____

Physical Address: 8825 N PRESCOTT RIDGE ROAD - PRESCOTT VALLEY - AZ

Owner's Name: FISCHER EDWARD & KIMBERLY RS

Mailing Address: 8825 N PRESCOTT RIDGE ROAD

PRESCOTT VALLEY, AZ 86315

Number of people living in this home: 4

I appreciate your consideration on this matter and look forward to hearing from you.

Signature of Owner: Edward A. Fischer

Signature of Co-Owner: Kimberly Fischer



<p>2021 – 2022 FISCAL YEAR</p> <p>BUDGET DEVELOPMENT SCHEDULE</p>

December	17	1600 hrs.	Establish Budget Schedule – CVFD, CYFD, CAFMA
January	21	1700 hrs.	<u>All Base Budget forms submitted to Appropriate Chiefs with written justifications</u>
January	28	1700 hrs.	All Base Budget changes to Assistant Chief Admin
February	01	1000 hrs.	Senior Staff Discuss Base Budget's
February	03	0900 hrs.	Wage & Benefit Committee Meeting – discuss requests
February	15		Obtain Final Assessed Value from Yavapai County
February	18	1700 hrs.	<u>PIR's / special requests must be submitted to Assistant Chiefs with written justifications</u>
February	22	1600 hrs.	Board Meeting – Discuss Budget Guidelines/ Fiscal Projections
March	01	1000 hrs.	Senior Staff Discuss Base Budgets and PIR's / special requests
March	02	0900 hrs.	Labor/ Management Meeting – wage/ benefit requests
March	03	0900 hrs.	Wage & Benefit Committee Meeting – discuss requests
March	22	1600 hrs.	Board Meeting – Budget Progress Report
April		TBD	Fire Board Special Budget Workshop – Labor Presentation
April	26	1600 hrs.	Board Meeting – Present Draft Budget
May	24	1600 hrs.	Board Meeting – Approve Tentative Budget
May	26		Publish and Post Tentative Budget (website & 3 public locations)
June	28	1600 hrs.	Board Meeting - <u>Public Hearing & Final Budget Adoption</u>
June	29	ASAP	Deliver Budget to Yavapai County (Due August 1 st)
July	01		Beginning of New Budget and Fiscal Year
August	01		Tax Rate Set by Yavapai County Board of Supervisors