

AGENDA

**Central Arizona Fire and Medical Authority
Chino Valley Fire District Board of Directors
CV Regular Meeting**

Thursday, December 17, 2020, 4:00 pm - 4:30 pm

**Central Arizona Fire and Medical Authority, Administration, 8603 E. Eastridge Drive,
Prescott Valley**

NOTICE OF MEETING

Pursuant to A.R.S. § 38-431.02, notice is hereby given to the members of the Chino Valley Fire District Board of Directors and the general public that the **Chino Valley Fire District** will hold a meeting open to the public on **Thursday, December 17, 2020 at 4:00 p.m.** The meeting will be held at the **Central Arizona Fire and Medical Authority, Administration, 8603 E. Eastridge Drive, Prescott Valley, Arizona.** The Board may vote to go into Executive Session on any agenda item, pursuant to A.R.S. §38-431.03(A)(3) for discussion and consultation for legal advice with the District's Attorney on matters as set forth in the agenda item. The following topics and any variables thereto, will be subject to Board consideration, discussion, approval, or other action. All items are set for possible action.

1. CALL TO ORDER / ROLL CALL OF BOARD MEMBERS
2. PLEDGE OF ALLEGIANCE
3. NEW BUSINESS
 - A. Motion, Discussion, and Action Regarding Election of Fire Board Chairperson and Clerk
 - B. Motion, Discussion, and Action Regarding Appointing One (1) Member to the Central Arizona Fire and Medical Authority Board

4. CALL TO THE PUBLIC

In accordance with A.R.S. §38-431.01(H) and as a matter of policy, the Chino Valley Fire District Board has decided to allow public comments as time permits. Therefore, those wishing to address the Board regarding an issue within the jurisdiction of this public body may do so in an orderly manner that includes completing a Call to the Public Form and submitting it to staff for the record. If a written statement is being read, please provide a copy to ensure it is entered into the record accurately. Individuals will be limited to speak for three (3) minutes and Call to the Public shall not exceed 15 minutes per meeting.

5. CONSENT AGENDA

All matters listed under consent agenda are considered to be routine by the Chino Valley Fire District Board and will be enacted by one motion. There will be no separate discussion on these items. Any item may be removed by a Board member and will be considered separately for motion, discussion and action.

- A. Approve Regular Session Minutes - September 28, 2020
- B. Approve September 2020 General Fund Statements and Bond Debt Service Financials
- C. Approve October 2020 General Fund Statements and Bond Debt Service Financials
- D. Approve November 2020 General Fund Statements and Bond Debt Service Financials

E. Approve Annexation, Lindquist, Parcel 303-03-003S

6. NEW BUSINESS CONTINUED

- A. Presentation, Discussion, and Acceptance of FY 2020 Audit Report as Presented by Henry + Horne
- B. Discussion and Possible Direction to Staff Regarding Chino Valley Fire District Board Vacancy Not Filled by November 2020 Election
- C. Motion, Discussion, and Action Regarding Approval of Budget Development Schedule
- D. Discussion Regarding Board Meeting Locations

7. ADJOURNMENT

Disabled persons needing reasonable accommodations should call 928-772-7711 prior to the scheduled meeting.

MINUTES

**Central Arizona Fire and Medical Authority
Chino Valley Fire District Board of Directors
CV Regular Meeting
Monday, September 28, 2020, 4:00 pm - 4:30 pm
Central Arizona Fire and Medical Authority, Administration, 8603 E. Eastridge Drive,
Prescott Valley.**

In-Person Attendance

Dave Tharp; Kathy Goodman; Scott A Freitag; Susanne Dixon; Todd League

Remote Attendance

Cyndy Dicus; Dave Dobbs; Julie Pettit; Nicolas Cornelius

Not In Attendance

Rick Mayday

NOTICE OF MEETING

Pursuant to A.R.S. § 38-431.02, notice is hereby given to the members of the Chino Valley Fire District Board of Directors and the general public that the **Chino Valley Fire District** will hold a meeting open to the public on **Monday, September 28, 2020 at 4:00 p.m.** The meeting will be held at the **Central Arizona Fire and Medical Authority, Administration, 8603 E. Eastridge Drive, Prescott Valley, Arizona.** The Board may vote to go into Executive Session on any agenda item, pursuant to A.R.S. §38-431.03(A)(3) for discussion and consultation for legal advice with the District's Attorney on matters as set forth in the agenda item. The following topics and any variables thereto, will be subject to Board consideration, discussion, approval, or other action. All items are set for possible action.

1. CALL TO ORDER / ROLL CALL OF BOARD MEMBERS

Chair Dicus called the meeting to order at 4:03 p.m.

2. PLEDGE OF ALLEGIANCE

Chair Dicus led the Pledge of Allegiance.

3. CALL TO THE PUBLIC

In accordance with A.R.S. §38-431.01(H) and as a matter of policy, the Chino Valley Fire District Board has decided to allow public comments as time permits. Therefore, those wishing to address the Board regarding an issue within the jurisdiction of this public body may do so in an orderly manner that includes completing a Call to the Public Form and submitting it to staff for the record. If a written statement is being read, please provide a copy to ensure it is entered into the record accurately. Individuals will be limited to speak for three (3) minutes and Call to the Public shall not exceed 15 minutes per meeting.

There were no public comments.

4. CONSENT AGENDA

All matters listed under consent agenda are considered to be routine by the Chino Valley Fire District Board and will be enacted by one motion. There will be no separate discussion on

these items. Any item may be removed by a Board member and will be considered separately for motion, discussion and action.

- A. Approve Regular Session Minutes - June 22, 2020
- B. Approve June 2020 General Fund Statements and Bond Debt Service Financials
- C. Approve July 2020 General Fund Statements and Bond Debt Service Financials
- D. Approve August 2020 General Fund Statements and Bond Debt Service Financials
- E. Approve Annexation and Resolution 2020-12, Grace Baptist Church, Parcel 102-01-232A
- F. Approve Annexation and Resolution 2020-13, Lindquist, 28555 N. Feather Mountain Road, Parcels 303-03-003P and 303-03-003T
- G. Approve Annexation and Resolution 2020-14, Lopas, 26817 N. Sweet Pea Bud Lane, Parcel 303-05-138D

Motion to accept the Consent Agenda as presented.

Move: Julie Pettit Second: Todd League Status: Passed

Yes: Cyndy Dicus, Julie Pettit, Todd League

5. NEW BUSINESS

- A. Motion, Discussion, and Action Related to Acceptance of Appointment Letter from Yavapai County Board of Supervisors for Chino Valley Fire District Board Members

Clerk Dobbs and Attorney Cornelius joined the meeting at 4:06 p.m.

Chief Tharp explained if the Elections Department determines there are the same number of qualified applicants as number of open seats, they will cancel the election and appoint the members who ran. There were only two applicants for three seats, so the Board will have to decide at the November/December meeting how to proceed with filling the vacancy.

Motion to accept the Board of Supervisors election cancellation letter 2020 as it has been presented.

Move: Julie Pettit Second: Todd League Status: Passed

Yes: Dave Dobbs, Cyndy Dicus, Julie Pettit, Todd League

6. ADJOURNMENT

Motion to adjourn at 4:09 p.m.

Move: Julie Pettit Second: Dave Dobbs Status: Passed

Yes: Dave Dobbs, Cyndy Dicus, Julie Pettit, Todd League

Disabled persons needing reasonable accommodations should call 928-772-7711 prior to the scheduled meeting.

The Chino Valley Fire District Board of Directors have reviewed and approved the following monthly financial documents to include Income Statements, Balance Sheets, and Bank Reconciliations with supporting documents, Revenue and Expenditure Graphs, and Cash Flow Projections in compliance with ARS §48-805, 807:

CVFD General Fund

CVFD Bond Debt Service

Fire Board Chairperson	Date
------------------------	------

Fire Board Clerk	Date
------------------	------

Signature indicating approval on next page.

CHINO VALLEY FIRE DISTRICT
GENERAL FUND - CHECK RECONCILIATION SEPTEMBER, 2020

Reconciliation:	
Beginning Balance:	\$ 131,508.06
Deposits:	\$ 9,022.38
Transfer Out - Fire Authority:	\$ (16,201.67)
Interest Paid on Tax Roll Correct:	\$ -
Disbursements:	\$ -
Reversing Entry:	\$ -
Ending Balance:	\$ 124,328.77

Difference Between Balances: \$ -

Deposits Per Bank Statement:	
Real Estate Taxes:	\$ 7,387.11
Personal Property Taxes:	\$ 756.05
Fire District Assistance Tax:	\$ 879.22
Fire District Deposit:	\$ -
Transfer Out-Fire Authority:	\$ 16,201.67
ADOT & Fish and Game In Lieu:	\$ -
Interest Paid - Tax Roll Corrections	\$ -
Adjustments (Warrants Issued):	\$ -
Interest Income:	\$ -
Correct errors made by County	\$ -
Ending Balance:	\$ 25,224.05

Bank Statement Balance:	
Balance Per Bank:	\$ 124,328.77
Outstanding Checks:	\$ -
Outstanding Deposits:	\$ -
Reversing Entry:	\$ -

Ending Balance: \$ 124,328.77

G/L Ending Balance: \$ 124,328.77

\$ 124,328.77

Bank Reconciliation Register:	
Checks From Accounts Payable:	\$ -
Total Checks:	\$ -


Deposits From Accounts Receivable: \$ -
Journal Entries From General Ledger: \$ 25,224.05

Ending Balance: \$ 25,224.05

Reconciliation Approved By:

Scott Freitag


Scott Freitag, Fire Chief

 Digitally signed by Scott Freitag
Date: 2020.10.19 17:29:31 -07'00'

Reconciliation Reviewed By:

David Tharp

David Tharp, Assistant Chief of Administration

 Digitally signed by David Tharp
Date: 2020.10.19 14:51:09 -07'00'

Reconciliation Prepared By:

Karen Butler

Karen Butler, Finance Specialist III

 Digitally signed by Karen Butler
Date: 2020.10.13 15:50:22 -07'00'

CHINO VALLEY FIRE DISTRICT
General Fund Tax Collection Information

Total Levy Month	FY 15-16 \$3,481,052 Collected	FY 16-17 \$3,547,699 Collected	FY 17-18 \$3,707,996 Collected	FY 18-19 \$3,926,501 Collected	FY 19-20 \$4,190,442 Collected	FY 20-21 \$4,497,237 Collected
July	\$32,572	\$10,160	\$24,936	\$21,890	\$14,597	\$42,316
%	0.936%	0.286%	0.672%	0.557%	0.348%	0.941%
% To Date	0.9357%	0.2864%	0.6725%	0.5575%	0.3483%	0.9409%
August	\$26,909	\$18,803	\$10,622	\$12,226	\$10,746	\$15,526
%	0.773%	0.530%	0.286%	0.311%	0.256%	0.345%
% To Date	1.7087%	0.8164%	0.9590%	0.8688%	0.6048%	1.2862%
September	\$296,716	\$182,315	\$178,141	\$25,209	\$30,894	\$8,143
%	8.524%	5.139%	4.804%	0.642%	0.737%	0.181%
% To Date	10.2324%	5.9553%	5.7632%	1.5109%	1.3420%	1.4673%
October	\$1,237,993	\$834,512	\$1,503,325	\$1,610,381	\$1,807,742	\$0
%	35.564%	23.523%	40.543%	41.013%	43.140%	0.000%
% To Date	45.7962%	29.4779%	46.3060%	42.5240%	44.4817%	1.4673%
November	\$289,817	\$866,615	\$290,266	\$498,787	\$373,908	\$0
%	8.326%	24.428%	7.828%	12.703%	8.923%	0.000%
% To Date	54.1218%	53.9055%	54.1341%	55.2271%	53.4046%	1.4673%
December	\$220,662	\$227,672	\$223,661	\$236,727	\$286,760	\$0
%	6.3389%	6.4175%	6.0319%	6.0289%	6.8432%	0.0000%
% To Date	60.4607%	60.3229%	60.1659%	61.2560%	60.2478%	1.4673%
January	\$76,744	\$89,048	\$153,278	\$117,994	\$115,429	\$0
%	2.2046%	2.5100%	4.1337%	3.0051%	2.7546%	0.0000%
% To Date	62.6653%	62.8330%	64.2997%	64.2611%	63.0023%	1.4673%
February	\$87,184	\$94,094	\$95,262	\$54,476	\$104,991	\$0
%	2.5045%	2.6523%	2.5691%	1.3874%	2.5055%	0.0000%
% To Date	65.1698%	65.4852%	66.8688%	65.6485%	65.5078%	1.4673%
March	\$124,511	\$141,015	\$127,298	\$138,910	\$142,182	\$0
%	3.5768%	3.9748%	3.4331%	3.5377%	3.3930%	0.0000%
% To Date	68.7467%	69.4600%	70.3018%	69.1863%	68.9008%	1.4673%
April	\$910,876	\$821,855	\$794,289	\$955,634	\$983,917	\$0
%	26.1667%	23.1659%	21.4210%	24.3380%	23.4800%	0.0000%
% To Date	94.9134%	92.6259%	91.7228%	93.5243%	92.3809%	1.4673%
May	\$125,156	\$195,151	\$238,700	\$189,925	\$206,496	\$0
%	3.5954%	5.5008%	6.4374%	4.8370%	4.9278%	0.0000%
% To Date	98.5087%	98.1267%	98.1602%	98.3613%	97.3086%	1.4673%
June	\$66,848	\$66,097	\$80,520	\$84,895	\$49,679	\$0
%	1.9203%	1.8631%	2.1715%	2.1621%	1.1855%	0.0000%
% To Date	100.4290%	99.9898%	100.3318%	100.5234%	98.4942%	1.4673%
TOTALS	\$3,495,987	\$3,547,337	\$3,720,297	\$3,947,053	\$4,127,341	\$65,986
Delinquency	-0.4290%	0.0102%	-0.3318%	-0.5234%	1.5058%	98.5327%

CHINO VALLEY FIRE DISTRICT
FDAT Collection Information

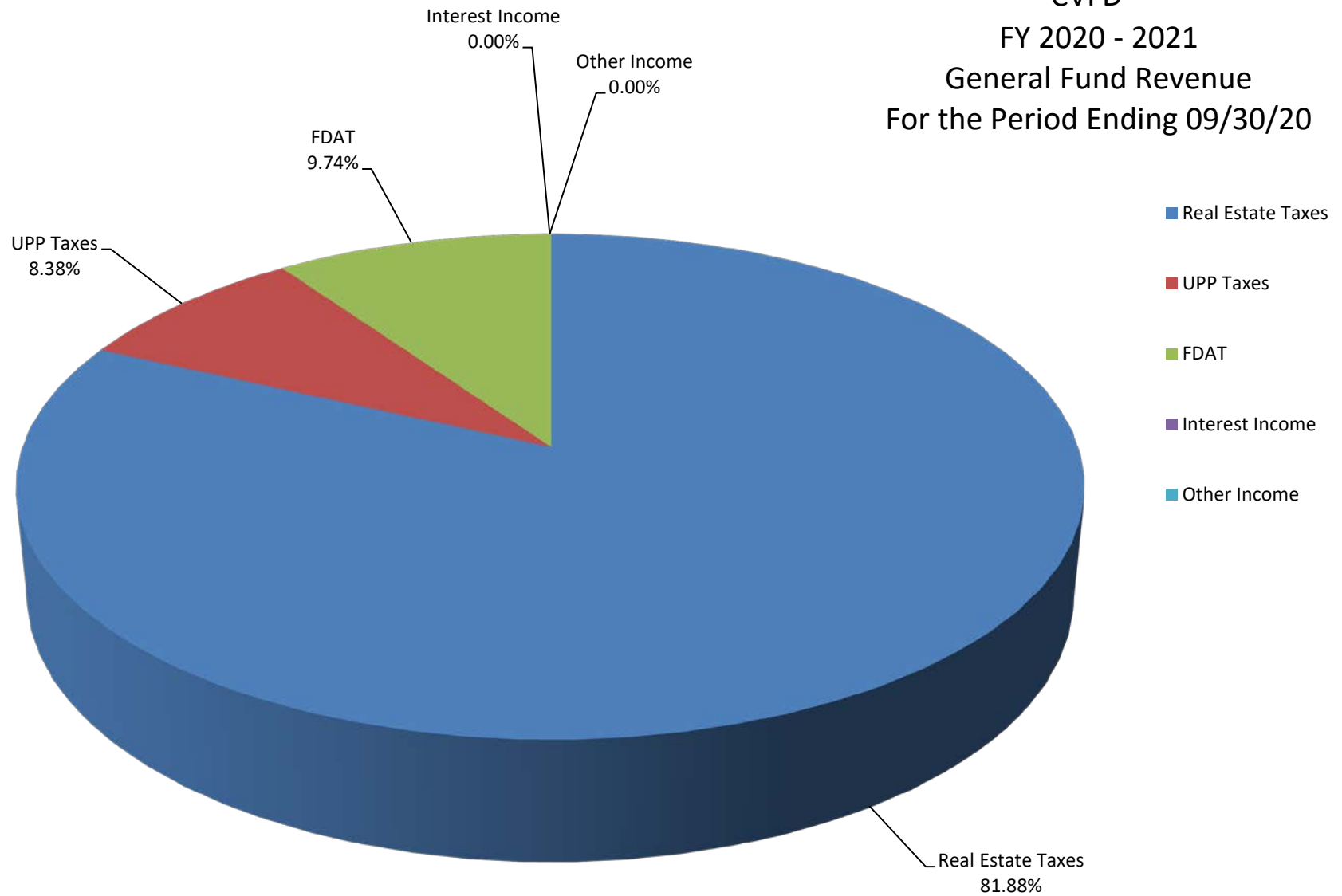
Total Levy Month	FY 15-16 \$313,900 Collected	FY 16-17 \$313,900 Collected	FY 17-18 \$333,290 Collected	FY 18-19 \$333,290 Collected	FY 19-20 \$366,547 Collected	FY 20-21 \$400,000 Collected
July	\$2,501	\$1,423	\$1,630	\$1,238	\$1,475	\$2,769
%	0.797%	0.453%	0.489%	0.371%	0.403%	0.692%
% To Date	0.7966%	0.4533%	0.4891%	0.3715%	0.4025%	0.6923%
August	\$1,456	\$661	\$554	\$707	\$653	\$662
%	0.464%	0.211%	0.166%	0.212%	0.178%	0.166%
% To Date	1.2606%	0.6638%	0.6553%	0.5835%	0.5806%	0.8579%
September	\$26,332	\$8,777	\$12,654	\$3,182	\$1,853	\$879
%	8.389%	2.796%	3.797%	0.955%	0.505%	0.220%
% To Date	9.6492%	3.4600%	4.4520%	1.5382%	1.0861%	1.0777%
October	\$97,909	\$86,411	\$93,081	\$139,813	\$107,270	\$0
%	31.191%	27.528%	27.928%	41.949%	29.265%	0.000%
% To Date	40.8405%	30.9881%	32.3799%	43.4877%	30.3510%	1.0777%
November	\$43,410	\$75,219	\$74,651	\$59,861	\$30,666	\$0
%	13.8292%	23.9628%	22.3983%	17.9606%	8.3663%	0.0000%
% To Date	54.6697%	54.9510%	54.7782%	61.4483%	38.7172%	1.0777%
December	\$20,201	\$24,923	\$21,663	\$25,413	\$112,035	\$0
%	6.4354%	7.9398%	6.4997%	7.6250%	30.5650%	0.0000%
% To Date	61.1052%	62.8907%	61.2779%	69.0733%	69.2822%	1.0777%
January	\$10,565	\$11,762	\$16,138	\$11,149	\$11,446	\$0
%	3.3658%	3.7471%	4.8420%	3.3450%	3.1227%	0.0000%
% To Date	64.4710%	66.6378%	66.1199%	72.4183%	72.4049%	1.0777%
February	\$7,946	\$8,291	\$8,056	\$7,409	\$10,419	\$0
%	2.531%	2.641%	2.417%	2.223%	2.842%	0.000%
% To Date	67.0024%	69.2790%	68.5368%	74.6413%	75.2473%	1.0777%
March	\$12,018	\$12,638	\$12,174	\$13,713	\$13,361	\$0
%	3.8286%	4.0263%	3.6528%	4.1143%	3.6452%	0.0000%
% To Date	70.8310%	73.3052%	72.1897%	78.7556%	78.8925%	1.0777%
April	\$35,416	\$62,586	\$63,209	\$79,859	\$85,315	\$0
%	11.2825%	19.9382%	18.9651%	23.9607%	23.2754%	0.0000%
% To Date	82.1134%	93.2434%	91.1548%	102.7164%	102.1679%	1.0777%
May	\$51,376	\$23,662	\$23,731	\$18,881	\$21,832	\$0
%	16.3671%	7.5381%	7.1201%	5.6650%	5.9561%	0.0000%
% To Date	98.4805%	100.7815%	98.2749%	108.3813%	108.1240%	1.0777%
June	\$6,266	\$4,682	\$5,094	\$5,726	\$4,474	\$0
%	1.9962%	1.4917%	1.5285%	1.7181%	1.2206%	0.0000%
% To Date	100.4767%	102.2732%	99.8034%	110.0995%	109.3446%	1.0777%
TOTALS	\$315,396	\$321,035	\$332,635	\$366,951	\$400,799	\$4,311
Delinquency	-0.4767%	-2.2732%	0.1966%	-10.0995%	-9.3446%	98.9223%

100.0000% 100.0000% 100.0000% 100.0000% 100.0000% 100.0000%

**CHINO VALLEY FIRE DISTRICT
REVENUE GRAPH DATA**

	September, 2020	YTD	
	Revenue	Budget	%
Real Estate Taxes	\$ 7,387	\$ 4,497,237	81.88
UPP Taxes	\$ 756	\$ -	8.38
FDAT	\$ 879	\$ 400,000	9.74
Interest Income	\$ -	\$ -	0.00
Other Income	\$ -	\$ 2,000	0.00
TOTALS:	\$ 9,022	\$ 4,899,237	100.00

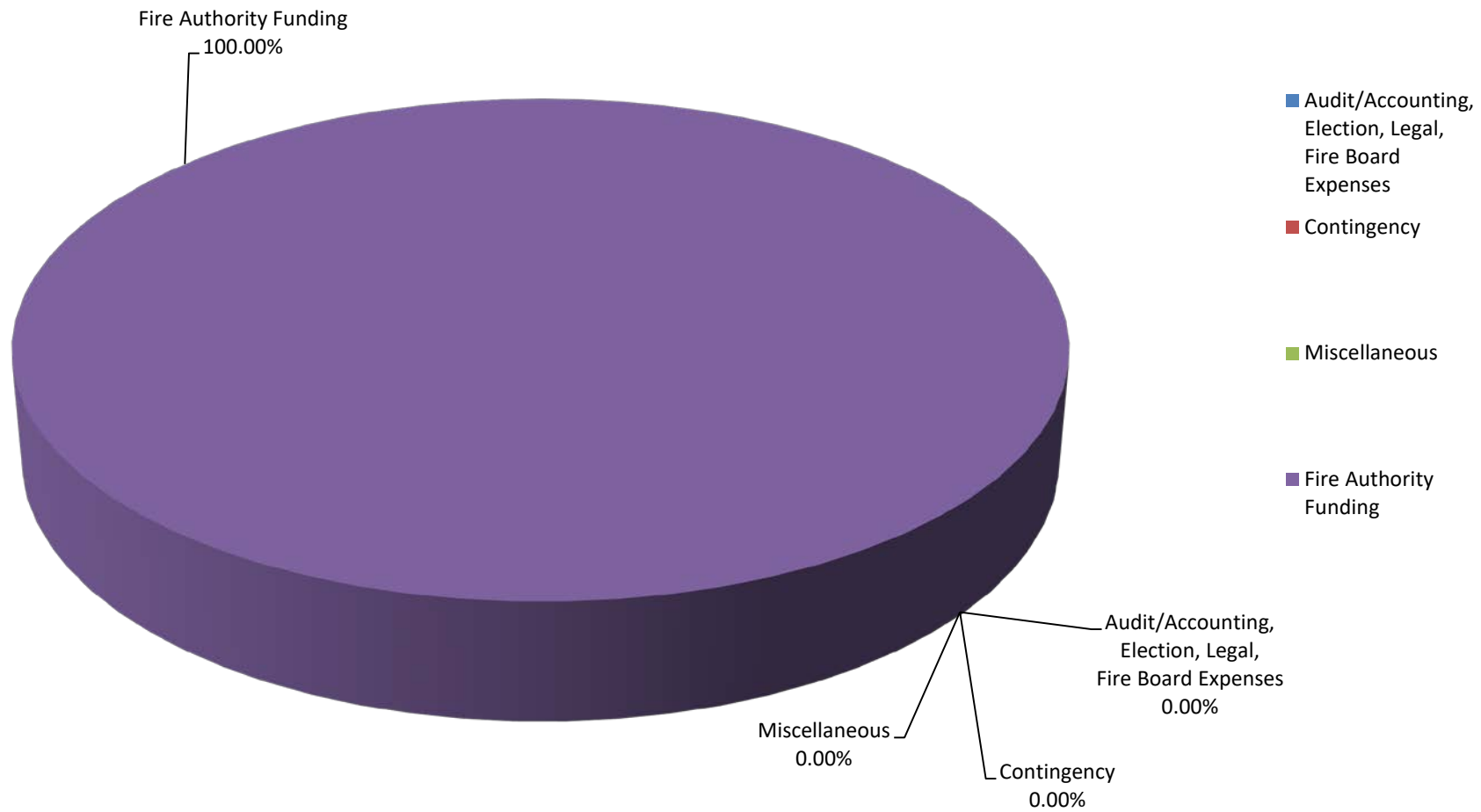
CVFD
FY 2020 - 2021
General Fund Revenue
For the Period Ending 09/30/20



**CHINO VALLEY FIRE DISTRICT
EXPENSE GRAPH DATA**

	September, 2020	YTD	
	Revenue	Budget	%
Audit/Accounting, Election, Legal, Fire Board Expenses	\$ -	\$ 38,500	-
Contingency	\$ -	\$ 20,000	-
Miscellaneous	\$ -	\$ -	-
Fire Authority Funding	\$ 16,202	\$ 4,860,737	100.00
TOTALS:	\$ 16,202	\$ 4,919,237	100.00

CVFD
FY 2020 - 2021
General Fund Expenditures
For the Period Ending 09/30/20



CHINO VALLEY FIRE DISTRICT
GENERAL FUND - SEPTEMBER, 2020

Real Estate Taxes:	\$	7,387.11
UPP Taxes:	\$	756.05
FDAT:	\$	879.22
Interest Received:	\$	-
Other:	\$	-
<hr/>		
TOTAL:	\$	9,022.38
<hr/>		

Transferred to CAFMA:	\$	16,201.67
-----------------------	----	-----------



Yavapai County Treasurer

Monthly Statement

Date Range: 9/1/2020 to 9/30/2020

Chino Valley Fire Dist GF
Fund: 6065540000



Yavapai County Treasurer

Monthly Statement

Date Range: 9/1/2020 to 9/30/2020

Account	Period	YTD		
6065540000	Chino Valley Fire Dist GF			
Begin Balance:	131,778.06	172,704.65		
Income:	9,022.38 ✓	70,380.25		
LOC Advance:	.00	.00		
Expense:	(16,471.67)	(118,756.13)	LOC:	.00
LOC Payments:	.00	.00	Warrants Outstanding:	.00
Cash Balance:	124,328.77	124,328.77	End:	124,328.77

Monthly Statement Summary

Source Code	Description		MTDAmount	YTDAmount
6065540000	Chino Valley Fire Dist GF	Beginning Balance:	131,778.06	172,704.65
11100.2017	2017 Real Estate Taxes		.00	6.75
11100.2019	2019 Real Estate Taxes		4,244.73	55,110.94
11100.2020	2020 Real Estate Taxes		3,142.38	3,142.38
12100.2014	2014 Personal Property Taxes		3.50	14.72
12100.2016	2016 Personal Property Taxes		58.48	67.21
12100.2017	2017 Personal Property Taxes		96.25	301.60
12100.2018	2018 Personal Property Taxes		.00	1,663.55
12100.2019	2019 Personal Property Taxes		466.68	5,547.44
12100.2020	2020 Personal Property Taxes		131.14	131.14
37150.0	FDAT Distributions		879.22	4,310.95
38108.0	Interest on Investments Charles Schwab		.00	50.08
38109.0	Interest on Investments St Treas		.00	33.49
91032.0	Warrants Redeemed		(270.00)	(270.00)
91702.0	Transfer out		(16,201.67)	(118,486.13)
		Ending Balance:	124,328.77	124,328.77

Monthly Statement Detail

Date	Notes	Doc #	Amount	C/D
6065540000	Chino Valley Fire Dist GF		Beginning Balance: 131,778.06	
11100.2019	2019 Real Estate Taxes		Source Code Total: 4,244.73	
09/01	Tax Distribution	0	570.83	C
09/02	Tax Distribution	0	197.53	C
09/03	Tax Distribution	0	93.60	C
09/08	Tax Distribution	0	39.65	C
09/08	Tax Distribution	0	50.39	C
09/08	Tax Distribution	0	41.51	C
09/09	Tax Distribution	0	181.36	C
09/09	Tax Distribution	0	816.29	C
09/11	Tax Distribution	0	3.65	C
09/14	Tax Distribution	0	50.83	C



Yavapai County Treasurer

Monthly Statement

Date Range: 9/1/2020 to 9/30/2020

09/15	Tax Distribution	0	18.67	C
09/16	Tax Distribution	0	302.57	C
09/17	Tax Distribution	0	487.05	C
09/18	Tax Distribution	0	.50	C
09/18	Tax Distribution	0	143.07	C
09/21	Tax Distribution	0	63.08	C
09/21	Tax Distribution	0	36.94	C
09/22	Tax Distribution	0	80.69	C
09/23	Tax Distribution	0	95.32	C
09/23	Tax Distribution	0	42.46	C
09/24	Tax Distribution	0	101.89	C
09/24	Tax Distribution	0	331.12	C
09/28	Tax Distribution	0	7.06	C
09/30	Tax Distribution	0	27.19	C
09/30	Tax Distribution	0	371.42	C
09/30	Tax Distribution	0	90.06	C
11100.2020 2020 Real Estate Taxes			Source Code Total: 3,142.38	
09/29	Tax Distribution	0	68.96	C
09/30	Tax Distribution	0	1,947.09	C
09/30	Tax Distribution	0	314.09	C
09/30	Tax Distribution	0	812.24	C
12100.2014 2014 Personal Property Taxes			Source Code Total: 3.50	
09/14	Tax Distribution	0	3.50	C
12100.2016 2016 Personal Property Taxes			Source Code Total: 58.48	
09/11	Tax Distribution	0	58.48	C
12100.2017 2017 Personal Property Taxes			Source Code Total: 96.25	
09/11	Tax Distribution	0	47.12	C
09/24	Tax Distribution	0	40.41	C
09/25	Tax Distribution	0	8.72	C
12100.2019 2019 Personal Property Taxes			Source Code Total: 466.68	
09/01	Tax Distribution	0	252.52	C
09/10	Tax Distribution	0	7.27	C
09/18	Tax Distribution	0	.04	C
09/21	Tax Distribution	0	8.46	C
09/21	Tax Distribution	0	36.17	C
09/23	Tax Distribution	0	77.78	C
09/29	Tax Distribution	0	43.53	C
09/30	Tax Distribution	0	40.91	C
12100.2020 2020 Personal Property Taxes			Source Code Total: 131.14	
09/30	Tax Distribution	0	20.12	C
09/30	Tax Distribution	0	111.02	C
37150.0 FDAT Distributions			Source Code Total: 879.22	
09/01	Fire Dist Assistance Tax 0.144320	0	13.27	C



Yavapai County Treasurer

Monthly Statement

Date Range: 9/1/2020 to 9/30/2020

09/02	Fire Dist Assistance Tax 0.144320	0	28.58	C
09/03	Fire Dist Assistance Tax 0.144320	0	53.75	C
09/04	Fire Dist Assistance Tax 0.144320	0	28.97	C
09/08	Fire Dist Assistance Tax 0.144320	0	26.96	C
09/09	Fire Dist Assistance Tax 0.144320	0	27.31	C
09/10	Fire Dist Assistance Tax 0.144320	0	12.01	C
09/11	Fire Dist Assistance Tax 0.144320	0	23.52	C
09/14	Fire Dist Assistance Tax 0.144320	0	29.28	C
09/15	Fire Dist Assistance Tax 0.144320	0	11.18	C
09/16	Fire Dist Assistance Tax 0.144320	0	30.66	C
09/17	Fire Dist Assistance Tax 0.144320	0	11.75	C
09/18	Fire Dist Assistance Tax 0.144320	0	6.14	C
09/21	Fire Dist Assistance Tax 0.144320	0	27.32	C
09/22	Fire Dist Assistance Tax 0.144320	0	31.17	C
09/23	Fire Dist Assistance Tax 0.144320	0	8.36	C
09/24	Fire Dist Assistance Tax 0.144320	0	13.66	C
09/25	Fire Dist Assistance Tax 0.144320	0	107.54	C
09/28	Fire Dist Assistance Tax 0.144320	0	30.17	C
09/29	Fire Dist Assistance Tax 0.144320	0	60.07	C
09/30	Fire Dist Assistance Tax 0.144320	0	297.55	C
91032.0 Warrants Redeemed			Source Code Total: (270.00)	
09/01	Paid Warrants	0	(270.00)	D
91702.0 Transfer out			Source Code Total: (16,201.67)	
09/28	Transfer per request dated 9/22/20	0	(16,201.67)	D
6065540000 Chino Valley Fire Dist GF			Ending Balance: 124,328.77	

Warrant Detail

Payee Name	Warrant	Amount	Issue Dt	Status Dt	Voucher
6065540000 Chino Valley Fire Dist GF		Account Total: 270.00			
Fund: 0655		Fund Total: 270.00			
Status: PAID		Status Total: 270.00			
/	0706550018	270.00	07/27/20	09/01/20	
		Count	Amount		
Total PAID:		1	270.00		

Chino Valley Fire District
Bank Reconciliation Summary
For the Bank Statement ending: 9/30/2020

BANK CONTROL ID: GEN - GENERAL FUND		DESC: GENERAL FUND	ACCOUNT NO: 000000000000000
Beginning Balance:	09/01/20		\$131,778.06
Deposits and Credits:			\$9,022.38
Checks and Charges:			(\$16,471.67)
Adjustments:			\$0.00
Ending Balance Per Reconciliation:			<u>\$124,328.77</u>
Ending Balance Per Bank Statement:	09/30/20		\$124,328.77
* Outstanding Deposits and Credits:	09/30/20		\$0.00
* Outstanding Checks and Charges:	09/30/20		\$0.00
Ending Book Balance:			<u>\$124,328.77</u>

* Outstanding amounts are all outstanding credits and charges dated prior or equal to the Reconciliation date.

Chino Valley Fire District
BR Checks and Charges Cleared
For the Bank Statement ending: 9/30/20

GEN		General Fund			0000000000000000	
Date	Document	Description	Module	Company	Amount	
07/27/20	706550018	Nicolas J. Cornelius	AP	CHINOV	\$270.00	
09/30/20	Cash With Yav Cty	Fire Authority Funding 9/30/20	GL	CHINOV	\$16,201.67	
TOTAL CHECKS AND CHARGES CLEARED:					\$16,471.67	

Chino Valley Fire District
BR Checks and Charges Outstanding
For the Bank Statement ending:

<u>Date</u>	<u>Document</u>	<u>Description</u>	<u>Module</u>	<u>Company</u>	<u>Amount</u>
-------------	-----------------	--------------------	---------------	----------------	---------------

TOTAL CHECKS AND CHARGES OUTSTANDING:

Chino Valley Fire District
BR Deposits and Credits Cleared
For the Bank Statement ending: 9/30/20

GEN		General Fund			0000000000000000
Date	Document	Description	Module	Company	Amount
09/30/20	Cash With Yav Cty	Tax Revenue September, 2020	GL	CHINOV	\$9,022.38
TOTAL DEPOSITS AND CREDITS CLEARED:					\$9,022.38

Chino Valley Fire District
BR Deposits and Credits Outstanding
For the Bank Statement ending:

Date	Document	Description	Module	Company	Amount
------	----------	-------------	--------	---------	--------

TOTAL DEPOSITS AND CREDITS OUTSTANDING:

Document Number	Date	BR Status	Void?	Description	Date Cleared	Amount
MODULE: JOURNAL ENTRIES FROM GENERAL LEDGER						
BANK CONTROL ID: GEN - GENERAL FUND						
Cash With Yav Cty	09/30/20	Marked	No	Fire Authority Funding 9/30/20	10/13/20	\$16,201.67
Cash With Yav Cty	09/30/20	Marked	No	Tax Revenue September, 2020	10/13/20	\$9,022.38
SUB TOTAL FOR BANK:						\$25,224.05
TOTAL FOR MODULE:						\$25,224.05

Chino Valley Fire District
BR Adjustments Report
For the Bank Statement ending:

Date	Document	Description	GL Account	Offset Amt	Adj. Amt
------	----------	-------------	------------	------------	----------

DOCUMENT:

ADJUSTMENT DOCUMENT " TOTAL:

TOTAL FOR ALL ADJUSTMENTS:

10/13/20
3:18:32 PM

Chino Valley Fire District
Income Statement
(Original Budget to Actual Comparison)
For the period of 9/1/2020 Through 9/30/2020

Fund: (10) General Fund

		Current Period				Year To Date			
	Account	Actual	Budget	Variance	%	Actual	Budget	Variance	%
<u>Revenues</u>									
Real Estate Tax	10400000000	\$7,387.11	\$0.00	\$7,387.11	0.0%	\$4,108,871.43	\$4,497,237.00	\$(388,365.57)	(8.6)%
Personal Property Tax	10410000000	756.05	0.00	756.05	0.0	99,793.59	0.00	99,793.59	0.0
Fire District Assistance Tax	10420000000	879.22	0.00	879.22	0.0	405,110.31	400,000.00	5,110.31	1.3
Interest Income-General Fund	10490000000	0.00	0.00	0.00	0.0	10,466.97	0.00	10,466.97	0.0
Rebates/Refunds	10500000000	0.00	0.00	0.00	0.0	0.00	2,000.00	(2,000.00)	(100.0)
Misc. Revenues	10510000000	0.00	0.00	0.00	0.0	149.65	0.00	149.65	0.0
Net Revenues		\$9,022.38	\$0.00	\$9,022.38	0.0 %	\$4,624,391.95	\$4,899,237.00	\$(274,845.05)	(5.6)%
<u>Program Expenses</u>									
Fire Authority Funding	10670010000	\$16,201.67	\$0.00	\$(16,201.67)	0.0%	\$4,612,158.94	\$4,860,737.00	\$248,578.06	5.1%
Total Program Expenses		\$16,201.67	\$0.00	\$(16,201.67)	0.0 %	\$4,612,158.94	\$4,860,737.00	\$248,578.06	5.1 %
<u>Fund Raising Expenses</u>									
Audit & Accounting	10640010000	\$0.00	\$0.00	\$0.00	0.0%	\$6,985.00	\$7,500.00	\$515.00	6.9%
Other Prof Services/Admin	10640510000	0.00	0.00	0.00	0.0	0.00	25,000.00	25,000.00	100.0
Legal Services - Routine	10641010000	0.00	0.00	0.00	0.0	1,520.00	5,000.00	3,480.00	69.6
Legal Services-Non Routine	10641010600	0.00	0.00	0.00	0.0	(35.00)	0.00	35.00	0.0
Fire Board Expenses	10644110000	0.00	0.00	0.00	0.0	125.53	1,000.00	874.47	87.4
Misc/Admin	10661010000	0.00	0.00	0.00	0.0	0.35	0.00	(0.35)	0.0
Total Fund Raising Expenses		\$0.00	\$0.00	\$0.00	0.0 %	\$8,595.88	\$38,500.00	\$29,904.12	77.7 %
Total Expenses		\$16,201.67		\$(16,201.67)		\$4,620,754.82	\$4,899,237.00	\$278,482.18	5.7%
Income (Loss) from Operations		\$(7,179.29)	\$0.00	\$(7,179.29)	0.0%	\$3,637.13	\$0.00	\$3,637.13	0.0%
<u>Other Income (Expense)</u>									
Capital Outlay-Building OPS	10772030000	\$0.00	\$0.00	\$0.00	0.0%	\$(29,977.23)	\$0.00	\$(29,977.23)	0.0%
Total Other Income (Expense)		\$0.00	\$0.00	\$0.00	0.0 %	\$(29,977.23)	\$0.00	\$(29,977.23)	0.0 %
Net Income (Loss)		\$(7,179.29)	\$0.00	\$(7,179.29)	0.0%	\$(26,340.10)	\$0.00	\$(26,340.10)	0.0%

10/13/20
3:18:48 PM

Chino Valley Fire District

Balance Sheet

As of 9/30/2020

Fund: (10) General Fund

Assets

Current Assets

Cash with Yavapai County	\$124,328.77	
Taxes Receivable	139,760.13	
Total Current Assets		\$264,088.90
Total Assets		\$264,088.90

Liabilities and Net Assets

Current Liabilities

Accounts Payable	\$270.00	
CAFMA Accounts Payable	57,128.00	
Total Current Liabilities		\$57,398.00
Total Liabilities		\$57,398.00

Net Assets

Fund Balance	\$(3,430,633.98)	
Current Year Net Assets	(26,340.10)	
Total Net Assets		(3,456,974.08)
Total Liabilities and Net Assets		\$(3,399,576.08)

Chino Valley Fire District
GL Account Ledger - Detail By Period
9/1/2020 through 9/30/2020

Batch	Journal	Entry #	Date	Job	Document	Description	Debits	Credits	Balance
10.1100.0.0.000			CASH WITH YAVAPAI COUNTY						\$131,508.06
2130	GJ	143579	09/30/20		Cash With Yav Cty	Fire Authority Funding 9/30/20	-	16,201.67	115,306.39
2131	GJ	143580	09/30/20		Cash With Yav Cty	Tax Revenue September, 2020	9,022.38	-	124,328.77
CASH WITH YAVAPAI COUNTY TOTALS:							\$9,022.38	\$16,201.67	\$124,328.77
TOTAL OF LEDGER:							\$9,022.38	\$16,201.67	\$124,328.77

Chino Valley Fire District
GL Trial Balance Worksheet
For The Period of 9/1/2020 through 9/30/2020

Account	Description	Balances				Adjustments
		Beginning	Debits	Credits	Ending	
10.1100.0.0.000	Cash with Yavapai County	\$131,508.06	\$9,022.38	\$16,201.67	\$124,328.77	
TOTALS:		<u>\$131,508.06</u>	<u>\$9,022.38</u>	<u>\$16,201.67</u>	<u>\$124,328.77</u>	

* Inactive accounts are marked and appear in grey.

CHINO VALLEY FIRE DISTRICT
BOND DEBT SERVICE ACCOUNT: 6-65640-7000
BANK RECONCILIATION SEPTEMBER, 2020

Reconciliation:

Beginning Balance (CVFD):	\$	110,259.38
Deposits:	\$	785.69
Disbursements:	\$	-
Interest Income:	\$	-
Principal and Interest Payments:	\$	-
Interest Paid on Tax Roll Corrections:	\$	-
Ending Balance:	\$	111,045.07

Difference Between Balances: \$ -

Bank Statement Balance:

Balance Per Bank:	\$	111,045.07
Outstanding Adjustments:	\$	-

Ending Balance: \$ 111,045.07


Deposits Per Bank Statement:

Fire District Deposits:	\$	-
Real Estate Taxes:	\$	709.06
Personal Property Taxes:	\$	76.63
Interest Revenue:	\$	-
Ending Balance:	\$	785.69

Reconciliation Approved By:

Scott Freitag


Scott Freitag, Fire Chief

 Digitally signed by Scott Freitag
Date: 2020.10.19 17:27:53 -07'00'

Reconciliation Reviewed By:

David Tharp


David Tharp, Assistant Chief of Administration

 Digitally signed by David Tharp
Date: 2020.10.19 14:54:15 -07'00'

Reconciliation Prepared By:

Karen Butler

Karen Butler, Finance Specialist III

 Digitally signed by Karen Butler
Date: 2020.10.13 15:42:10 -07'00'

CHINO VALLEY FIRE DISTRICT
BOND DEBT FUND - SEPTEMBER, 2020

Real Estate Taxes:	\$	709.06
UPP Taxes:	\$	76.63
Interest Received:	\$	-
Other:	\$	-

| TOTAL: | \$ | 785.69 |



Yavapai County Treasurer

Monthly Statement

Date Range: 9/1/2020 to 9/30/2020

Chino Valley Fire Dist BDS
Fund: 6065640700



Yavapai County Treasurer

Monthly Statement

Date Range: 9/1/2020 to 9/30/2020

Account	Period	YTD		
6065640700	Chino Valley Fire Dist BDS			
Begin Balance:	110,259.38	104,355.10		
Income:	785.69	6,689.97		
LOC Advance:	.00	.00		
Expense:	.00	.00	LOC:	.00
LOC Payments:	.00	.00	Warrants Outstanding:	.00
Cash Balance:	111,045.07	111,045.07	End:	111,045.07

Monthly Statement Summary

Source Code	Description		MTDAmount	YTDAmount
6065640700	Chino Valley Fire Dist BDS	Beginning Balance:	110,259.38	104,355.10
11100.2017	2017 Real Estate Taxes		.00	.77
11100.2019	2019 Real Estate Taxes		422.19	5,481.60
11100.2020	2020 Real Estate Taxes		286.87	286.87
12100.2014	2014 Personal Property Taxes		.47	1.96
12100.2016	2016 Personal Property Taxes		6.86	7.89
12100.2017	2017 Personal Property Taxes		10.91	34.19
12100.2018	2018 Personal Property Taxes		.00	178.44
12100.2019	2019 Personal Property Taxes		46.41	551.78
12100.2020	2020 Personal Property Taxes		11.98	11.98
38108.0	Interest on Investments Charles Schwab		.00	90.41
38109.0	Interest on Investments St Treas		.00	44.08
	Ending Balance:		111,045.07	111,045.07

Monthly Statement Detail

Date	Notes	Doc #	Amount	C/D
6065640700	Chino Valley Fire Dist BDS		Beginning Balance: 110,259.38	
11100.2019	2019 Real Estate Taxes		Source Code Total: 422.19	
09/01	Tax Distribution	0	56.78	C
09/02	Tax Distribution	0	19.65	C
09/03	Tax Distribution	0	9.31	C
09/08	Tax Distribution	0	3.94	C
09/08	Tax Distribution	0	5.01	C
09/08	Tax Distribution	0	4.13	C
09/09	Tax Distribution	0	18.04	C
09/09	Tax Distribution	0	81.19	C
09/11	Tax Distribution	0	.36	C
09/14	Tax Distribution	0	5.06	C
09/15	Tax Distribution	0	1.86	C
09/16	Tax Distribution	0	30.09	C
09/17	Tax Distribution	0	48.45	C



Yavapai County Treasurer

Monthly Statement

Date Range: 9/1/2020 to 9/30/2020

09/18	Tax Distribution	0	.05	C
09/18	Tax Distribution	0	14.23	C
09/21	Tax Distribution	0	6.27	C
09/21	Tax Distribution	0	3.67	C
09/22	Tax Distribution	0	8.03	C
09/23	Tax Distribution	0	9.48	C
09/23	Tax Distribution	0	4.22	C
09/24	Tax Distribution	0	10.13	C
09/24	Tax Distribution	0	32.94	C
09/28	Tax Distribution	0	.70	C
09/30	Tax Distribution	0	2.70	C
09/30	Tax Distribution	0	36.94	C
09/30	Tax Distribution	0	8.96	C
11100.2020 2020 Real Estate Taxes			Source Code Total: 286.87	
09/29	Tax Distribution	0	6.30	C
09/30	Tax Distribution	0	177.75	C
09/30	Tax Distribution	0	28.67	C
09/30	Tax Distribution	0	74.15	C
12100.2014 2014 Personal Property Taxes			Source Code Total: .47	
09/14	Tax Distribution	0	.47	C
12100.2016 2016 Personal Property Taxes			Source Code Total: 6.86	
09/11	Tax Distribution	0	6.86	C
12100.2017 2017 Personal Property Taxes			Source Code Total: 10.91	
09/11	Tax Distribution	0	5.34	C
09/24	Tax Distribution	0	4.58	C
09/25	Tax Distribution	0	.99	C
12100.2019 2019 Personal Property Taxes			Source Code Total: 46.41	
09/01	Tax Distribution	0	25.12	C
09/10	Tax Distribution	0	.72	C
09/21	Tax Distribution	0	.84	C
09/21	Tax Distribution	0	3.59	C
09/23	Tax Distribution	0	7.74	C
09/29	Tax Distribution	0	4.33	C
09/30	Tax Distribution	0	4.07	C
12100.2020 2020 Personal Property Taxes			Source Code Total: 11.98	
09/30	Tax Distribution	0	1.84	C
09/30	Tax Distribution	0	10.14	C
6065640700 Chino Valley Fire Dist BDS			Ending Balance: 111,045.07	

Chino Valley Fire District
Bank Reconciliation Summary
For the Bank Statement ending: 9/30/2020

BANK CONTROL ID: BDS - YAVAPAI COUNTY TREASURER		DESC: BOND DEBT SERVICE	ACCOUNT NO: 6-65640-7000
Beginning Balance:	09/01/20		\$110,259.38
Deposits and Credits:			\$785.69
Checks and Charges:			\$0.00
Adjustments:			\$0.00
Ending Balance Per Reconciliation:			<u>\$111,045.07</u>
Ending Balance Per Bank Statement:	09/30/20		\$111,045.07
* Outstanding Deposits and Credits:	09/30/20		\$0.00
* Outstanding Checks and Charges:	09/30/20		\$0.00
Ending Book Balance:			<u>\$111,045.07</u>

* Outstanding amounts are all outstanding credits and charges dated prior or equal to the Reconciliation date.

Chino Valley Fire District
BR Checks and Charges Cleared
For the Bank Statement ending:

Date	Document	Description	Module	Company	Amount
------	----------	-------------	--------	---------	--------

TOTAL CHECKS AND CHARGES CLEARED:

Chino Valley Fire District
BR Checks and Charges Outstanding
For the Bank Statement ending:

<u>Date</u>	<u>Document</u>	<u>Description</u>	<u>Module</u>	<u>Company</u>	<u>Amount</u>
-------------	-----------------	--------------------	---------------	----------------	---------------

TOTAL CHECKS AND CHARGES OUTSTANDING:

Chino Valley Fire District
BR Deposits and Credits Cleared
For the Bank Statement ending: 9/30/20

BDS	Yavapai County Treasurer	Bond Debt Service	6-65640-7000
-----	--------------------------	-------------------	--------------

Date	Document	Description	Module	Company	Amount
09/30/20	Cash With Yav Cty	Tax Revenue September, 2020	GL	CHINOV	\$785.69
TOTAL DEPOSITS AND CREDITS CLEARED:					\$785.69

Chino Valley Fire District
BR Deposits and Credits Outstanding
For the Bank Statement ending:

Date	Document	Description	Module	Company	Amount
------	----------	-------------	--------	---------	--------

TOTAL DEPOSITS AND CREDITS OUTSTANDING:

Document Number	Date	BR Status	Void?	Description	Date Cleared	Amount
-----------------	------	-----------	-------	-------------	--------------	--------

MODULE: JOURNAL ENTRIES FROM GENERAL LEDGER

BANK CONTROL ID: BDS - YAVAPAI COUNTY TREASURER

Cash With Yav Cty	09/30/20	Marked	No	Tax Revenue September, 2020	10/13/20	\$785.69
-------------------	----------	--------	----	-----------------------------	----------	----------

SUB TOTAL FOR BANK:	\$785.69
---------------------	----------

TOTAL FOR MODULE:	\$785.69
-------------------	----------

Chino Valley Fire District
BR Adjustments Report
For the Bank Statement ending:

Date	Document	Description	GL Account	Offset Amt	Adj. Amt
------	----------	-------------	------------	------------	----------

DOCUMENT:

ADJUSTMENT DOCUMENT " TOTAL:

TOTAL FOR ALL ADJUSTMENTS:

10/13/20
3:20:57 PM

Chino Valley Fire District
Income Statement
(Original Budget to Actual Comparison)
For the period of 9/1/2020 Through 9/30/2020

Fund: (40) Bond Service Fund

	Account	Actual	Current Period Budget	Variance	%	Actual	Year To Date Budget	Variance	%
<u>Revenues</u>									
Bond Fund Revenue	40402000000	\$0.00	\$0.00	\$0.00	0.0%	\$312.95	\$0.00	\$312.95	0.0%
Real Estate Tax	40420000002	709.06	0.00	709.06	0.0	408,696.60	0.00	408,696.60	0.0
Personal Tax Revenue	40420500000	76.63	0.00	76.63	0.0	9,991.34	0.00	9,991.34	0.0
Net Revenues		\$785.69	\$0.00	\$785.69	0.0 %	\$419,000.89	\$0.00	\$419,000.89	0.0 %
<u>Fund Raising Expenses</u>									
BDS - Bank Agent Fees	40640500000	\$0.00	\$0.00	\$0.00	0.0%	\$420.00	\$0.00	\$(420.00)	0.0%
Total Fund Raising Expenses		\$0.00	\$0.00	\$0.00	0.0 %	\$420.00	\$0.00	\$(420.00)	0.0 %
Total Expenses						\$420.00		\$(420.00)	
Income (Loss) from Operations		\$785.69	\$0.00	\$785.69	0.0%	\$418,580.89	\$0.00	\$418,580.89	0.0%
<u>Other Income (Expense)</u>									
Bond Debt Service Interest Revenue	40430000000	\$0.00	\$0.00	\$0.00	0.0%	\$10,639.74	\$0.00	\$10,639.74	0.0%
ADOT & Fish and Game In-Lieu	40435000002	0.00	0.00	0.00	0.0	0.54	0.00	0.54	0.0
Bond Debt Service Principle Payment	40600000000	0.00	0.00	0.00	0.0	(335,000.00)	0.00	(335,000.00)	0.0
Bond Debt Service Interest Expense	40610000000	0.00	0.00	0.00	0.0	(111,432.53)	0.00	(111,432.53)	0.0
Capital Outlay-Building - OPS	40772030000	0.00	0.00	0.00	0.0	(435,105.84)	0.00	(435,105.84)	0.0
Capital OutLay-Vehicles/OPS	40773030000	0.00	0.00	0.00	0.0	(247.51)	0.00	(247.51)	0.0
Total Other Income (Expense)		\$0.00	\$0.00	\$0.00	0.0 %	\$(871,145.60)	\$0.00	\$(871,145.60)	0.0 %
Net Income (Loss)		\$785.69	\$0.00	\$785.69	0.0%	\$(452,564.71)	\$0.00	\$(452,564.71)	0.0%

10/13/20
3:21:04 PM

Chino Valley Fire District

Balance Sheet

As of 9/30/2020

Fund: (40) Bond Service Fund

Account: (1105) Not Defined

Assets

Current Assets

Bond Debt Service	\$111,045.07	
Total Current Assets		\$111,045.07
Total Assets		\$111,045.07
Total Liabilities and Net Assets		\$0.00

Chino Valley Fire District
GL Account Ledger - Detail By Period
9/1/2020 through 9/30/2020

Batch	Journal	Entry #	Date	Job	Document	Description	Debits	Credits	Balance
40.1105.0.0.000			BOND DEBT SERVICE						\$110,259.38
2132	GJ	143584	09/30/20		Cash With Yav Cty	Tax Revenue September, 2020	785.69	-	111,045.07
BOND DEBT SERVICE TOTALS:							<u>\$785.69</u>	<u>\$0.00</u>	<u>\$111,045.07</u>
TOTAL OF LEDGER:							<u>\$785.69</u>	<u>\$0.00</u>	<u>\$111,045.07</u>

Chino Valley Fire District
GL Trial Balance Worksheet
For The Period of 9/1/2020 through 9/30/2020

Account	Description	Balances				Adjustments
		Beginning	Debits	Credits	Ending	
40.1105.0.0.000	Bond Debt Service	\$110,259.38	\$785.69	\$0.00	\$111,045.07	
TOTALS:		<u>\$110,259.38</u>	<u>\$785.69</u>	<u>\$0.00</u>	<u>\$111,045.07</u>	

* Inactive accounts are marked and appear in grey.

The Chino Valley Fire District Board of Directors have reviewed and approved the following monthly financial documents to include Income Statements, Balance Sheets, and Bank Reconciliations with supporting documents, Revenue and Expenditure Graphs, and Cash Flow Projections in compliance with ARS §48-805, 807:

CVFD General Fund

CVFD Bond Debt Service

Fire Board Chairperson	Date
------------------------	------

Fire Board Clerk	Date
------------------	------

Signature indicating approval on next page.

CHINO VALLEY FIRE DISTRICT
GENERAL FUND - CHECK RECONCILIATION OCTOBER, 2020

Reconciliation:

Beginning Balance:	\$ 124,328.77
Deposits:	\$ 1,994,016.07
Transfer Out - Fire Authority:	\$ (9,022.38)
Interest Paid on Tax Roll Correct:	\$ -
Disbursements:	\$ (247.50)
Reversing Entry:	\$ -
Transfer Out - County Solar Rebate:	\$ (52,649.96)
Ending Balance:	\$ 2,056,425.00

Difference Between Balances: \$ -

Bank Statement Balance:

Balance Per Bank:	\$ 2,056,425.00
Outstanding Checks:	\$ -
Outstanding Deposits:	\$ -
Reversing Entry:	\$ -

Ending Balance: \$ 2,056,425.00

G/L Ending Balance: \$ 2,056,425.00

\$ 2,056,425.00

Deposits Per Bank Statement:

Real Estate Taxes:	\$ 1,797,118.50
Personal Property Taxes:	\$ 35,840.55
Fire District Assistance Tax:	\$ 160,480.49
Fire District Deposit:	\$ -
Transfer Out-Fire Authority:	\$ 9,022.38
ADOT & Fish and Game In Lieu:	\$ -
Interest Paid - Tax Roll Corrections	\$ -
Adjustments (Warrants Issued):	\$ 247.50
Interest Income:	\$ 576.53
Transfer Out - County Solar Rebate:	\$ 52,649.96
Ending Balance:	\$ 2,055,935.91

Bank Reconciliation Register:

Checks From Accounts Payable: \$ 247.50

Total Checks: \$ 247.50

Deposits From Accounts Receivable: \$ -


Journal Entries From General Ledger: \$ 2,055,688.41

Ending Balance: \$ 2,055,935.91

Reconciliation Approved By:

Scott Freitag


Scott Freitag, Fire Chief

 Digitally signed by Scott Freitag
Date: 2020.11.23 10:15:02 -07'00'

Reconciliation Reviewed By:

Dave Tharp


David Tharp, Assistant Chief of Administration

 Digitally signed by Dave Tharp
Date: 2020.11.23 09:53:31 -07'00'

Reconciliation Prepared By:

Karen Butler

Karen Butler, Finance Manager

 Digitally signed by Karen Butler
Date: 2020.11.18 08:33:30 -07'00'

CHINO VALLEY FIRE DISTRICT
General Fund Tax Collection Information

Total Levy Month	FY 15-16 \$3,481,052 Collected	FY 16-17 \$3,547,699 Collected	FY 17-18 \$3,707,996 Collected	FY 18-19 \$3,926,501 Collected	FY 19-20 \$4,190,442 Collected	FY 20-21 \$4,497,237 Collected
July	\$32,572	\$10,160	\$24,936	\$21,890	\$14,597	\$42,316
%	0.936%	0.286%	0.672%	0.557%	0.348%	0.941%
% To Date	0.9357%	0.2864%	0.6725%	0.5575%	0.3483%	0.9409%
August	\$26,909	\$18,803	\$10,622	\$12,226	\$10,746	\$15,526
%	0.773%	0.530%	0.286%	0.311%	0.256%	0.345%
% To Date	1.7087%	0.8164%	0.9590%	0.8688%	0.6048%	1.2862%
September	\$296,716	\$182,315	\$178,141	\$25,209	\$30,894	\$8,143
%	8.524%	5.139%	4.804%	0.642%	0.737%	0.181%
% To Date	10.2324%	5.9553%	5.7632%	1.5109%	1.3420%	1.4673%
October	\$1,237,993	\$834,512	\$1,503,325	\$1,610,381	\$1,807,742	\$1,780,309
%	35.564%	23.523%	40.543%	41.013%	43.140%	39.587%
% To Date	45.7962%	29.4779%	46.3060%	42.5240%	44.4817%	41.0540%
November	\$289,817	\$866,615	\$290,266	\$498,787	\$373,908	\$0
%	8.326%	24.428%	7.828%	12.703%	8.923%	0.000%
% To Date	54.1218%	53.9055%	54.1341%	55.2271%	53.4046%	41.0540%
December	\$220,662	\$227,672	\$223,661	\$236,727	\$286,760	\$0
%	6.3389%	6.4175%	6.0319%	6.0289%	6.8432%	0.0000%
% To Date	60.4607%	60.3229%	60.1659%	61.2560%	60.2478%	41.0540%
January	\$76,744	\$89,048	\$153,278	\$117,994	\$115,429	\$0
%	2.2046%	2.5100%	4.1337%	3.0051%	2.7546%	0.0000%
% To Date	62.6653%	62.8330%	64.2997%	64.2611%	63.0023%	41.0540%
February	\$87,184	\$94,094	\$95,262	\$54,476	\$104,991	\$0
%	2.5045%	2.6523%	2.5691%	1.3874%	2.5055%	0.0000%
% To Date	65.1698%	65.4852%	66.8688%	65.6485%	65.5078%	41.0540%
March	\$124,511	\$141,015	\$127,298	\$138,910	\$142,182	\$0
%	3.5768%	3.9748%	3.4331%	3.5377%	3.3930%	0.0000%
% To Date	68.7467%	69.4600%	70.3018%	69.1863%	68.9008%	41.0540%
April	\$910,876	\$821,855	\$794,289	\$955,634	\$983,917	\$0
%	26.1667%	23.1659%	21.4210%	24.3380%	23.4800%	0.0000%
% To Date	94.9134%	92.6259%	91.7228%	93.5243%	92.3809%	41.0540%
May	\$125,156	\$195,151	\$238,700	\$189,925	\$206,496	\$0
%	3.5954%	5.5008%	6.4374%	4.8370%	4.9278%	0.0000%
% To Date	98.5087%	98.1267%	98.1602%	98.3613%	97.3086%	41.0540%
June	\$66,848	\$66,097	\$80,520	\$84,895	\$49,679	\$0
%	1.9203%	1.8631%	2.1715%	2.1621%	1.1855%	0.0000%
% To Date	100.4290%	99.9898%	100.3318%	100.5234%	98.4942%	41.0540%
TOTALS	\$3,495,987	\$3,547,337	\$3,720,297	\$3,947,053	\$4,127,341	\$1,846,295
Delinquency	-0.4290%	0.0102%	-0.3318%	-0.5234%	1.5058%	58.9460%

CHINO VALLEY FIRE DISTRICT
FDAT Collection Information

Total Levy Month	FY 15-16 \$313,900 Collected	FY 16-17 \$313,900 Collected	FY 17-18 \$333,290 Collected	FY 18-19 \$333,290 Collected	FY 19-20 \$366,547 Collected	FY 20-21 \$400,000 Collected
July	\$2,501	\$1,423	\$1,630	\$1,238	\$1,475	\$2,769
%	0.797%	0.453%	0.489%	0.371%	0.403%	0.692%
% To Date	0.7966%	0.4533%	0.4891%	0.3715%	0.4025%	0.6923%
August	\$1,456	\$661	\$554	\$707	\$653	\$662
%	0.464%	0.211%	0.166%	0.212%	0.178%	0.166%
% To Date	1.2606%	0.6638%	0.6553%	0.5835%	0.5806%	0.8579%
September	\$26,332	\$8,777	\$12,654	\$3,182	\$1,853	\$879
%	8.389%	2.796%	3.797%	0.955%	0.505%	0.220%
% To Date	9.6492%	3.4600%	4.4520%	1.5382%	1.0861%	1.0777%
October	\$97,909	\$86,411	\$93,081	\$139,813	\$107,270	\$160,480
%	31.191%	27.528%	27.928%	41.949%	29.265%	40.120%
% To Date	40.8405%	30.9881%	32.3799%	43.4877%	30.3510%	41.1979%
November	\$43,410	\$75,219	\$74,651	\$59,861	\$30,666	\$0
%	13.8292%	23.9628%	22.3983%	17.9606%	8.3663%	0.0000%
% To Date	54.6697%	54.9510%	54.7782%	61.4483%	38.7172%	41.1979%
December	\$20,201	\$24,923	\$21,663	\$25,413	\$112,035	\$0
%	6.4354%	7.9398%	6.4997%	7.6250%	30.5650%	0.0000%
% To Date	61.1052%	62.8907%	61.2779%	69.0733%	69.2822%	41.1979%
January	\$10,565	\$11,762	\$16,138	\$11,149	\$11,446	\$0
%	3.3658%	3.7471%	4.8420%	3.3450%	3.1227%	0.0000%
% To Date	64.4710%	66.6378%	66.1199%	72.4183%	72.4049%	41.1979%
February	\$7,946	\$8,291	\$8,056	\$7,409	\$10,419	\$0
%	2.531%	2.641%	2.417%	2.223%	2.842%	0.000%
% To Date	67.0024%	69.2790%	68.5368%	74.6413%	75.2473%	41.1979%
March	\$12,018	\$12,638	\$12,174	\$13,713	\$13,361	\$0
%	3.8286%	4.0263%	3.6528%	4.1143%	3.6452%	0.0000%
% To Date	70.8310%	73.3052%	72.1897%	78.7556%	78.8925%	41.1979%
April	\$35,416	\$62,586	\$63,209	\$79,859	\$85,315	\$0
%	11.2825%	19.9382%	18.9651%	23.9607%	23.2754%	0.0000%
% To Date	82.1134%	93.2434%	91.1548%	102.7164%	102.1679%	41.1979%
May	\$51,376	\$23,662	\$23,731	\$18,881	\$21,832	\$0
%	16.3671%	7.5381%	7.1201%	5.6650%	5.9561%	0.0000%
% To Date	98.4805%	100.7815%	98.2749%	108.3813%	108.1240%	41.1979%
June	\$6,266	\$4,682	\$5,094	\$5,726	\$4,474	\$0
%	1.9962%	1.4917%	1.5285%	1.7181%	1.2206%	0.0000%
% To Date	100.4767%	102.2732%	99.8034%	110.0995%	109.3446%	41.1979%
TOTALS	\$315,396	\$321,035	\$332,635	\$366,951	\$400,799	\$164,791
Delinquency	-0.4767%	-2.2732%	0.1966%	-10.0995%	-9.3446%	58.8021%

100.0000% 100.0000% 100.0000% 100.0000% 100.0000% 100.0000%



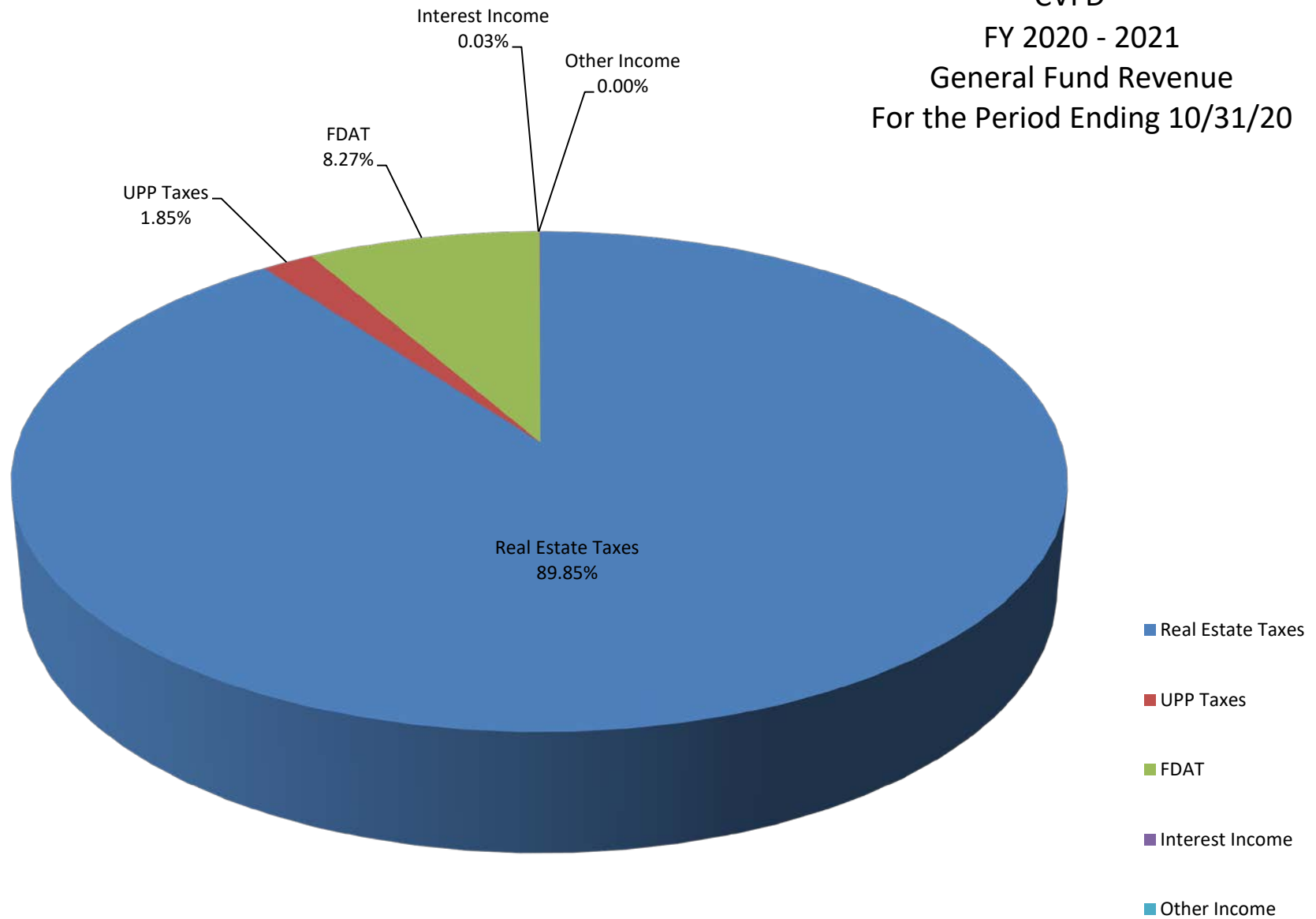
2020 - 2021 Cash Flow by Month : OCTOBER

	Actual				Projected							
	July	Aug.	Sept.	Oct.	Nov.	Dec.	Jan.	Feb.	March	April	May	June
Revenues:												
Taxes	42,316	15,526	8,143	1,780,309	374,770	374,770	374,770	374,770	374,770	374,770	374,770	374,770
FDAT	2,769	662	879	160,480	33,333	33,333	33,333	33,333	33,333	33,333	33,333	33,333
Interest Income	70	13	-	577	-	-	-	-	-	-	-	-
Other Income	-	-	-	-	167	167	167	167	167	167	167	167
RevenueTotals:	45,156	16,202	9,022	1,941,366	408,270	408,270	408,270	408,270	408,270	408,270	408,270	408,270
Expenditures:												
Audit/Accounting, Election, Legal, Fire Board Expenses	270	-	-	248	3,208	3,208	3,208	3,208	3,208	3,208	3,208	3,208
Contingency	-	-	-	-	-	-	-	-	-	-	-	-
Fire Authority Funding	57,128	45,156	16,202	9,022	405,061	405,061	405,061	405,061	405,061	405,061	405,061	405,061
Miscellaneous	-	-	-	-	-	-	-	-	-	-	-	-
ExpenditureTotals:	57,398	45,156	16,202	9,270	408,270	408,270	408,270	408,270	408,270	408,270	408,270	408,270
 Monthly Net Cash	 (12,242)	 (28,955)	 (7,179)	 1,932,096	 0	 0	 0	 0	 0	 0	 0	 0
 Cumulative Net Cash	 7,758	 (21,197)	 (28,376)	 1,903,720								
 Cash Balance (\$20,000 Carryover)	 20,000	 (1,197)	 (29,573)	 1,874,147								

**CHINO VALLEY FIRE DISTRICT
REVENUE GRAPH DATA**

	October, 2020	YTD	
	Revenue	Budget	%
Real Estate Taxes	\$ 1,744,469	\$ 4,497,237	89.85
UPP Taxes	\$ 35,841	\$ -	1.85
FDAT	\$ 160,480	\$ 400,000	8.27
Interest Income	\$ 577	\$ -	0.03
Other Income	\$ -	\$ 2,000	0.00
TOTALS:	\$ 1,941,366	\$ 4,899,237	100.00

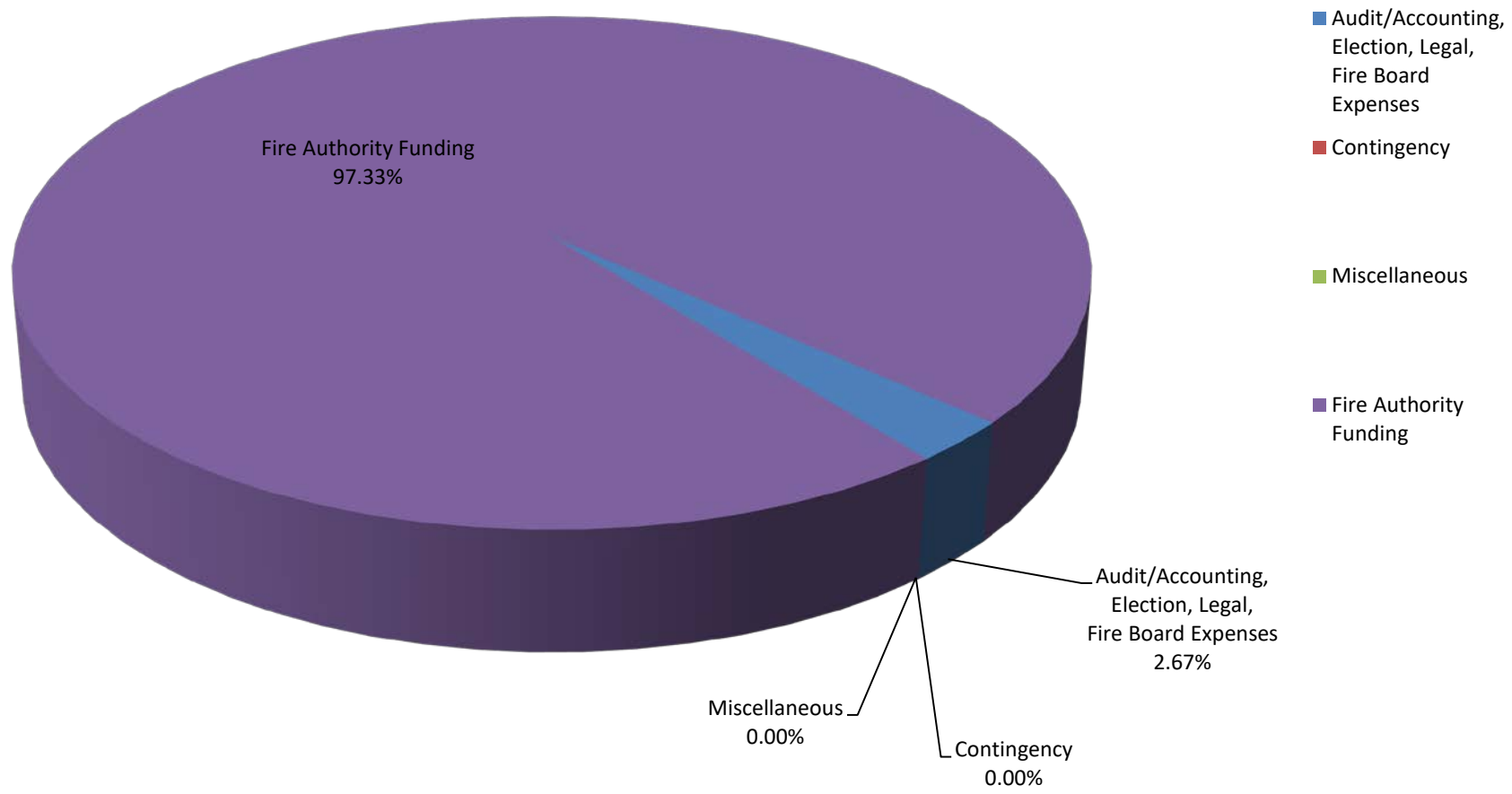
CVFD
FY 2020 - 2021
General Fund Revenue
For the Period Ending 10/31/20



**CHINO VALLEY FIRE DISTRICT
EXPENSE GRAPH DATA**

	October, 2020	YTD	
	Revenue	Budget	%
Audit/Accounting, Election, Legal, Fire Board Expenses	\$ 248	\$ 38,500	2.67
Contingency	\$ -	\$ 20,000	-
Miscellaneous	\$ -	\$ -	-
Fire Authority Funding	\$ 9,022	\$ 4,860,737	97.33
TOTALS:	\$ 9,270	\$ 4,919,237	100.00

CVFD
FY 2020 - 2021
General Fund Expenditures
For the Period Ending 10/31/20



CHINO VALLEY FIRE DISTRICT
GENERAL FUND - OCTOBER, 2020

Real Estate Taxes:	\$	1,797,118.50
UPP Taxes:	\$	35,840.55
FDAT:	\$	160,480.49
Interest Received:	\$	576.53
Other:	\$	-

TOTAL:	\$	1,994,016.07
--------	----	--------------

Transferred to CAFMA:	\$	9,022.38
-----------------------	----	----------



Yavapai County Treasurer

Monthly Statement

Date Range: 10/1/2020 to 10/31/2020

Chino Valley Fire Dist GF
Fund: 6065540000



Yavapai County Treasurer

Monthly Statement

Date Range: 10/1/2020 to 10/31/2020

Account	Period	YTD		
6065540000	Chino Valley Fire Dist GF			
Begin Balance:	124,328.77	172,704.65		
Income:	1,994,016.07 ✓	2,064,396.32		
LOC Advance:	.00	.00		
Expense:	(61,919.84)	(180,675.97)	LOC:	.00
LOC Payments:	.00	.00	Warrants Outstanding:	.00
Cash Balance:	2,056,425.00	2,056,425.00	End:	2,056,425.00

Monthly Statement Summary

Source Code	Description		MTDAmount	YTDAmount
6065540000	Chino Valley Fire Dist GF	Beginning Balance:	124,328.77	172,704.65
11100.2017	2017 Real Estate Taxes		.00	6.75
11100.2018	2018 Real Estate Taxes		2.44	2.44
11100.2019	2019 Real Estate Taxes		7,914.15	63,025.09
11100.2020	2020 Real Estate Taxes		1,789,201.91	1,792,344.29
12100.2014	2014 Personal Property Taxes		3.48	18.20
12100.2016	2016 Personal Property Taxes		.00	67.21
12100.2017	2017 Personal Property Taxes		.00	301.60
12100.2018	2018 Personal Property Taxes		41.49	1,705.04
12100.2019	2019 Personal Property Taxes		95.41	5,642.85
12100.2020	2020 Personal Property Taxes		35,700.17	35,831.31
37150.0	FDAT Distributions		160,480.49	164,791.44
38108.0	Interest on Investments Charles Schwab		172.36	222.44
38109.0	Interest on Investments St Treas		12.15	45.64
38113.0	Interest on Investments-Wells Fargo		392.02	392.02
91032.0	Warrants Redeemed		(247.50)	(517.50)
91702.0	Transfer out		(61,672.34)	(180,158.47)
		Ending Balance:	2,056,425.00	2,056,425.00

Monthly Statement Detail

Date	Notes	Doc #	Amount	C/D
6065540000	Chino Valley Fire Dist GF		Beginning Balance: 124,328.77	
11100.2018	2018 Real Estate Taxes		Source Code Total: 2.44	
10/16	Tax Distribution	0	2.44	C
11100.2019	2019 Real Estate Taxes		Source Code Total: 7,914.15	
10/01	Tax Distribution	0	603.30	C
10/01	Tax Distribution	0	128.12	C
10/01	Tax Distribution	0	149.08	C
10/02	Tax Distribution	0	271.71	C
10/05	Tax Distribution	0	87.10	C
10/05	Tax Distribution	0	50.52	C



Yavapai County Treasurer

Monthly Statement

Date Range: 10/1/2020 to 10/31/2020

10/06	Tax Distribution	0	77.38	C
10/06	Tax Distribution	0	348.52	C
10/07	Tax Distribution	0	40.86	C
10/07	Tax Distribution	0	72.18	C
10/07	Tax Distribution	0	61.46	C
10/08	Tax Distribution	0	237.77	C
10/09	Tax Distribution	0	104.81	C
10/13	Tax Distribution	0	481.04	C
10/14	Tax Distribution	0	62.65	C
10/15	Tax Distribution	0	277.26	C
10/15	Tax Distribution	0	59.87	C
10/15	Tax Distribution	0	293.22	C
10/19	Tax Distribution	0	246.98	C
10/20	Tax Distribution	0	127.83	C
10/20	Tax Distribution	0	45.99	C
10/21	Tax Distribution	0	75.64	C
10/22	Tax Distribution	0	659.79	C
10/23	Tax Distribution	0	47.29	C
10/26	Tax Distribution	0	9.24	C
10/27	Tax Distribution	0	58.59	C
10/27	Tax Distribution	0	240.53	C
10/28	Tax Distribution	0	2,264.16	C
10/28	Tax Distribution	0	59.08	C
10/28	Tax Distribution	0	190.82	C
10/29	Tax Distribution	0	321.39	C
10/29	Tax Distribution	0	33.40	C
10/29	Tax Distribution	0	1.27	C
10/30	Tax Distribution	0	125.30	C
11100.2020 2020 Real Estate Taxes			Source Code Total: 1,789,201.91	
10/01	Tax Distribution	0	812.35	C
10/01	Tax Distribution	0	374.55	C
10/01	Tax Distribution	0	150.10	C
10/01	Tax Distribution	0	823.00	C
10/02	Tax Distribution	0	413.98	C
10/02	Tax Distribution	0	578.98	C
10/02	Tax Distribution	0	658.51	C
10/05	Tax Distribution	0	1,420.74	C
10/05	Tax Distribution	0	2,316.50	C
10/05	Tax Distribution	0	2,258.21	C
10/05	Tax Distribution	0	2,614.12	C
10/05	Tax Distribution	0	2,742.25	C
10/06	Tax Distribution	0	993.89	C
10/06	Tax Distribution	0	16,136.12	C



Yavapai County Treasurer

Monthly Statement

Date Range: 10/1/2020 to 10/31/2020

10/06	Tax Distribution	0	1,719.68	C
10/06	Tax Distribution	0	3,598.32	C
10/06	Tax Distribution	0	1,033.30	C
10/07	Tax Distribution	0	1,070.59	C
10/07	Tax Distribution	0	10,266.01	C
10/07	Tax Distribution	0	7,373.86	C
10/07	Tax Distribution	0	2,916.56	C
10/07	Tax Distribution	0	1,028.01	C
10/08	Tax Distribution	0	1,472.73	C
10/08	Tax Distribution	0	10,671.50	C
10/08	Tax Distribution	0	16,812.35	C
10/08	Tax Distribution	0	8,730.57	C
10/08	Tax Distribution	0	2,152.62	C
10/09	Tax Distribution	0	807.41	C
10/09	Tax Distribution	0	1,334.93	C
10/09	Tax Distribution	0	1,246.02	C
10/09	Tax Distribution	0	9,071.50	C
10/09	Tax Distribution	0	9,359.07	C
10/09	Tax Distribution	0	6,514.49	C
10/12	Tax Distribution	0	1,458.63	C
10/12	Tax Distribution	0	2,287.86	C
10/12	Tax Distribution	0	8,854.34	C
10/12	Tax Distribution	0	10,124.02	C
10/12	Tax Distribution	0	2,058.37	C
10/12	Tax Distribution	0	3,973.85	C
10/13	Tax Distribution	0	11,306.95	C
10/13	Tax Distribution	0	3,269.33	C
10/13	Tax Distribution	0	3,803.08	C
10/13	Tax Distribution	0	7,021.20	C
10/13	Tax Distribution	0	7,246.44	C
10/14	Tax Distribution	0	1,394.22	C
10/14	Tax Distribution	0	5,245.13	C
10/14	Tax Distribution	0	(249.37)	C
10/14	Tax Distribution	0	14,134.08	C
10/14	Tax Distribution	0	15,548.86	C
10/14	Tax Distribution	0	6,899.70	C
10/14	Tax Distribution	0	2,286.31	C
10/15	Tax Distribution	0	7,527.90	C
10/15	Tax Distribution	0	89.73	C
10/15	Tax Distribution	0	8,538.75	C
10/15	Tax Distribution	0	11,006.42	C
10/15	Tax Distribution	0	12,267.86	C
10/15	Tax Distribution	0	917.32	C



Yavapai County Treasurer

Monthly Statement

Date Range: 10/1/2020 to 10/31/2020

10/16	Tax Distribution	0	222.03	C
10/16	Tax Distribution	0	7,362.17	C
10/16	Tax Distribution	0	935.94	C
10/16	Tax Distribution	0	513.03	C
10/16	Tax Distribution	0	11,750.35	C
10/16	Tax Distribution	0	3,510.54	C
10/16	Tax Distribution	0	4,005.45	C
10/19	Tax Distribution	0	7,651.08	C
10/19	Tax Distribution	0	379.14	C
10/19	Tax Distribution	0	10,745.59	C
10/19	Tax Distribution	0	4,981.11	C
10/19	Tax Distribution	0	11,638.74	C
10/19	Tax Distribution	0	2,044.72	C
10/20	Tax Distribution	0	267.32	C
10/20	Tax Distribution	0	4,905.89	C
10/20	Tax Distribution	0	63,390.73	C
10/20	Tax Distribution	0	927.97	C
10/20	Tax Distribution	0	15,374.27	C
10/20	Tax Distribution	0	9,992.58	C
10/20	Tax Distribution	0	2,110.23	C
10/20	Tax Distribution	0	4,180.86	C
10/21	Tax Distribution	0	50.86	C
10/21	Tax Distribution	0	2,487.57	C
10/21	Tax Distribution	0	120,431.03	C
10/21	Tax Distribution	0	(550.75)	C
10/21	Tax Distribution	0	7,895.62	C
10/21	Tax Distribution	0	9,291.96	C
10/21	Tax Distribution	0	5,253.65	C
10/21	Tax Distribution	0	2,122.23	C
10/22	Tax Distribution	0	1,803.26	C
10/22	Tax Distribution	0	56,260.53	C
10/22	Tax Distribution	0	674.46	C
10/22	Tax Distribution	0	26,068.29	C
10/22	Tax Distribution	0	5,618.84	C
10/22	Tax Distribution	0	2,555.83	C
10/22	Tax Distribution	0	4,367.08	C
10/23	Tax Distribution	0	4,926.23	C
10/23	Tax Distribution	0	32,176.33	C
10/23	Tax Distribution	0	2,325.44	C
10/23	Tax Distribution	0	19,947.59	C
10/23	Tax Distribution	0	5,050.75	C
10/23	Tax Distribution	0	3,398.11	C
10/23	Tax Distribution	0	946.43	C



Yavapai County Treasurer

Monthly Statement

Date Range: 10/1/2020 to 10/31/2020

10/26	Tax Distribution	0	2,143.66	C
10/26	Tax Distribution	0	817.15	C
10/26	Tax Distribution	0	13,811.69	C
10/26	Tax Distribution	0	5,380.28	C
10/26	Tax Distribution	0	8,276.02	C
10/26	Tax Distribution	0	7,798.29	C
10/27	Tax Distribution	0	1,828.07	C
10/27	Tax Distribution	0	8,195.50	C
10/27	Tax Distribution	0	11,995.23	C
10/27	Tax Distribution	0	5,487.64	C
10/27	Tax Distribution	0	13,371.27	C
10/28	Tax Distribution	0	7,518.05	C
10/28	Tax Distribution	0	202,282.56	C
10/28	Tax Distribution	0	668.27	C
10/28	Tax Distribution	0	16,072.71	C
10/28	Tax Distribution	0	6,751.40	C
10/28	Tax Distribution	0	5,967.10	C
10/28	Tax Distribution	0	4,073.87	C
10/29	Tax Distribution	0	254.77	C
10/29	Tax Distribution	0	559.98	C
10/29	Tax Distribution	0	855.39	C
10/29	Tax Distribution	0	11,865.35	C
10/29	Tax Distribution	0	5,270.05	C
10/29	Tax Distribution	0	5,785.83	C
10/29	Tax Distribution	0	8,678.59	C
10/30	Tax Distribution	0	382.32	C
10/30	Tax Distribution	0	952.46	C
10/30	Tax Distribution	0	642,914.56	C
10/30	Tax Distribution	0	977.70	C
10/30	Tax Distribution	0	14,221.63	C
10/30	Tax Distribution	0	3,980.20	C
10/30	Tax Distribution	0	9,848.76	C
10/30	Tax Distribution	0	3,740.68	C
12100.2014 2014 Personal Property Taxes			Source Code Total: 3.48	
10/21	Tax Distribution	0	3.48	C
12100.2018 2018 Personal Property Taxes			Source Code Total: 41.49	
10/06	Tax Distribution	0	35.02	C
10/29	Tax Distribution	0	6.47	C
12100.2019 2019 Personal Property Taxes			Source Code Total: 95.41	
10/30	Tax Distribution	0	95.41	C
12100.2020 2020 Personal Property Taxes			Source Code Total: 35,700.17	
10/01	Tax Distribution	0	123.92	C
10/05	Tax Distribution	0	7.54	C



Yavapai County Treasurer

Monthly Statement

Date Range: 10/1/2020 to 10/31/2020

10/05	Tax Distribution	0	23.37	C
10/05	Tax Distribution	0	29.56	C
10/05	Tax Distribution	0	194.35	C
10/05	Tax Distribution	0	13.32	C
10/06	Tax Distribution	0	1,415.21	C
10/06	Tax Distribution	0	124.18	C
10/07	Tax Distribution	0	309.34	C
10/07	Tax Distribution	0	276.24	C
10/07	Tax Distribution	0	268.12	C
10/08	Tax Distribution	0	255.77	C
10/08	Tax Distribution	0	30.68	C
10/08	Tax Distribution	0	136.99	C
10/09	Tax Distribution	0	105.45	C
10/09	Tax Distribution	0	773.99	C
10/09	Tax Distribution	0	87.00	C
10/12	Tax Distribution	0	65.48	C
10/12	Tax Distribution	0	180.79	C
10/12	Tax Distribution	0	82.69	C
10/12	Tax Distribution	0	218.40	C
10/12	Tax Distribution	0	60.41	C
10/13	Tax Distribution	0	354.20	C
10/13	Tax Distribution	0	277.20	C
10/13	Tax Distribution	0	124.95	C
10/14	Tax Distribution	0	100.92	C
10/14	Tax Distribution	0	469.10	C
10/14	Tax Distribution	0	303.17	C
10/14	Tax Distribution	0	225.44	C
10/14	Tax Distribution	0	16.54	C
10/14	Tax Distribution	0	67.20	C
10/15	Tax Distribution	0	251.89	C
10/15	Tax Distribution	0	311.62	C
10/15	Tax Distribution	0	717.56	C
10/15	Tax Distribution	0	14.20	C
10/16	Tax Distribution	0	229.29	C
10/16	Tax Distribution	0	115.59	C
10/16	Tax Distribution	0	95.90	C
10/16	Tax Distribution	0	348.38	C
10/16	Tax Distribution	0	101.11	C
10/19	Tax Distribution	0	9.11	C
10/19	Tax Distribution	0	341.19	C
10/19	Tax Distribution	0	285.25	C
10/19	Tax Distribution	0	721.81	C
10/20	Tax Distribution	0	204.91	C



Yavapai County Treasurer

Monthly Statement

Date Range: 10/1/2020 to 10/31/2020

10/20	Tax Distribution	0	1,349.24	C
10/20	Tax Distribution	0	332.89	C
10/20	Tax Distribution	0	19.65	C
10/20	Tax Distribution	0	20.31	C
10/20	Tax Distribution	0	92.27	C
10/21	Tax Distribution	0	27.36	C
10/21	Tax Distribution	0	4,999.28	C
10/21	Tax Distribution	0	(9.80)	C
10/21	Tax Distribution	0	329.08	C
10/21	Tax Distribution	0	448.57	C
10/21	Tax Distribution	0	1,486.63	C
10/22	Tax Distribution	0	105.86	C
10/22	Tax Distribution	0	3,561.57	C
10/22	Tax Distribution	0	151.79	C
10/22	Tax Distribution	0	745.41	C
10/22	Tax Distribution	0	205.35	C
10/23	Tax Distribution	0	277.43	C
10/23	Tax Distribution	0	244.16	C
10/23	Tax Distribution	0	570.77	C
10/23	Tax Distribution	0	412.36	C
10/23	Tax Distribution	0	155.19	C
10/23	Tax Distribution	0	103.97	C
10/26	Tax Distribution	0	277.44	C
10/26	Tax Distribution	0	603.37	C
10/26	Tax Distribution	0	327.61	C
10/26	Tax Distribution	0	204.18	C
10/26	Tax Distribution	0	252.07	C
10/27	Tax Distribution	0	130.34	C
10/27	Tax Distribution	0	252.53	C
10/27	Tax Distribution	0	933.74	C
10/27	Tax Distribution	0	665.54	C
10/27	Tax Distribution	0	180.40	C
10/28	Tax Distribution	0	305.11	C
10/28	Tax Distribution	0	1,886.94	C
10/28	Tax Distribution	0	510.50	C
10/28	Tax Distribution	0	240.89	C
10/28	Tax Distribution	0	216.04	C
10/28	Tax Distribution	0	582.60	C
10/29	Tax Distribution	0	127.35	C
10/29	Tax Distribution	0	322.61	C
10/29	Tax Distribution	0	24.97	C
10/29	Tax Distribution	0	22.71	C
10/30	Tax Distribution	0	11.44	C



Yavapai County Treasurer

Monthly Statement

Date Range: 10/1/2020 to 10/31/2020

10/30	Tax Distribution	0	13.82	C
10/30	Tax Distribution	0	46.71	C
10/30	Tax Distribution	0	821.30	C
10/30	Tax Distribution	0	286.45	C
10/30	Tax Distribution	0	316.91	C
10/30	Tax Distribution	0	37.93	C
37150.0 FDAT Distributions			Source Code Total: 160,480.49	
10/01	Fire Dist Assistance Tax 0.144320	0	565.07	C
10/02	Fire Dist Assistance Tax 0.144320	0	413.77	C
10/05	Fire Dist Assistance Tax 0.144320	0	1,538.54	C
10/06	Fire Dist Assistance Tax 0.144320	0	1,972.68	C
10/07	Fire Dist Assistance Tax 0.144320	0	2,073.56	C
10/08	Fire Dist Assistance Tax 0.144320	0	2,929.87	C
10/09	Fire Dist Assistance Tax 0.144320	0	3,474.46	C
10/12	Fire Dist Assistance Tax 0.144320	0	3,167.97	C
10/13	Fire Dist Assistance Tax 0.144320	0	2,203.98	C
10/14	Fire Dist Assistance Tax 0.144320	0	4,310.78	C
10/15	Fire Dist Assistance Tax 0.144320	0	4,243.78	C
10/16	Fire Dist Assistance Tax 0.144320	0	3,157.44	C
10/19	Fire Dist Assistance Tax 0.144320	0	4,452.53	C
10/20	Fire Dist Assistance Tax 0.144320	0	9,763.14	C
10/21	Fire Dist Assistance Tax 0.144320	0	18,236.89	C
10/22	Fire Dist Assistance Tax 0.144320	0	10,501.75	C
10/23	Fire Dist Assistance Tax 0.144320	0	5,812.16	C
10/26	Fire Dist Assistance Tax 0.144320	0	3,791.50	C
10/27	Fire Dist Assistance Tax 0.144320	0	4,509.86	C
10/28	Fire Dist Assistance Tax 0.144320	0	27,840.41	C
10/29	Fire Dist Assistance Tax 0.144320	0	2,643.18	C
10/30	Fire Dist Assistance Tax 0.144320	0	42,877.17	C
38108.0 Interest on Investments Charles Schwab			Source Code Total: 172.36	
10/27	Investment Interest	0	172.36	C
38109.0 Interest on Investments St Treas			Source Code Total: 12.15	
10/05	Investment Interest	0	8.38	C
10/19	Investment Interest	0	3.77	C
38113.0 Interest on Investments-Wells Fargo			Source Code Total: 392.02	
10/27	Investment Interest	0	143.32	C
10/27	Investment Interest	0	248.70	C
91032.0 Warrants Redeemed			Source Code Total: (247.50)	
10/27	Paid Warrants	0	(247.50)	D
91702.0 Transfer out			Source Code Total: (61,672.34)	
10/21	Transfer per request from KB 10/21/20	0	(9,022.38)	D
10/29	Solar Rebate Transfer	0	(23,949.27)	D
10/29	Solar Rebate Transfer half	0	(23,949.27)	D



Yavapai County Treasurer

Monthly Statement

Date Range: 10/1/2020 to 10/31/2020

10/30	Solar rebate transfer correction from 10/29/20	0	(4,751.42)	D	
6065540000 Chino Valley Fire Dist GF			Ending Balance: 2,056,425.00		
Warrant Detail					
Payee Name	Warrant	Amount	Issue Dt	Status Dt	Voucher
6065540000 Chino Valley Fire Dist GF			Account Total: 247.50		
Fund: 0655		Fund Total: 247.50			
Status: PAID		Status Total: 247.50			
/	0706550019	247.50	10/05/20	10/27/20	
	Count	Amount			
Total PAID:	1	247.50			



YAVAPAI COUNTY TREASURER

1015 Fair Street
Prescott, AZ 86305
www.yavapai.us
(928) 771-3233
Fax (928) 771-3390

Chip Davis
Treasurer

Jessee Porter
Chief Deputy

September 24, 2020

Central Yavapai Fire District / Chino Valley Fire District
8603 E Eastridge Drive
Prescott Valley, AZ 86314

Due to recently passed legislation by Arizona State Legislature (HB 2493) the Treasurer's Office is required to adjust your districts, or entities account.

In 2015 the AZ State Department of Revenue made the decision that leased solar panels would need to be taxed as centrally assessed property because the fed electricity into buildings and into the APS grid, thus making them a solar power plant. The solar companies sued, and the state lost the argument that they were solar power plants, but the tax court did determine that their panels could be taxed as personal property of the solar companies.

Yavapai County was then directed by the Department of Revenue to tax the solar companies at the local level for the personal property tax, which we did. The solar companies again sued claiming they were exempt from taxation. Knowing they were likely to lose this claim, they approached our elected legislators whom in turn drafted and passed legislation minimizing their tax liability and making it retroactive back to 2015. We now have to go back and refund, from the affected districts, the solar panel personal property tax, starting with the year 2015.

We are sorry to inform you of this action, but we must be as transparent and informative of all issues pertaining to your account.

Sincerely,

Chip Davis
Treasurer
Yavapai County Treasurer's Office

Chino Valley Fire District
Bank Reconciliation Summary
For the Bank Statement ending: 10/31/2020

BANK CONTROL ID: GEN - GENERAL FUND		DESC: GENERAL FUND	ACCOUNT NO: 00000000000000
	Beginning Balance:	10/01/20	\$124,328.77
	Deposits and Credits:		\$1,994,016.07
	Checks and Charges:		(\$61,919.84)
	Adjustments:		\$0.00
	Ending Balance Per Reconciliation:		\$2,056,425.00
	Ending Balance Per Bank Statement:	10/31/20	\$2,056,425.00
	* Outstanding Deposits and Credits:	10/31/20	\$0.00
	* Outstanding Checks and Charges:	10/31/20	\$0.00
	Ending Book Balance:	10/31/20	\$2,056,425.00

* Outstanding amounts are all outstanding credits and charges dated prior or equal to the Reconciliation date.

Chino Valley Fire District
BR Checks and Charges Cleared
For the Bank Statement ending: 10/31/20

GEN		General Fund			0000000000000000	
Date	Document	Description	Module	Company	Amount	
10/05/20	706550019	Nicolas J. Cornelius	AP	CHINOV	\$247.50	
10/31/20	Cash With Yav Cty	Fire Authority Funding October	GL	CHINOV	\$9,022.38	
10/31/20	Cash With Yav Cty	GF County Correction - Solar R	GL	CHINOV	\$52,649.96	
TOTAL CHECKS AND CHARGES CLEARED:					\$61,919.84	

Chino Valley Fire District
BR Checks and Charges Outstanding
For the Bank Statement ending:

<u>Date</u>	<u>Document</u>	<u>Description</u>	<u>Module</u>	<u>Company</u>	<u>Amount</u>
-------------	-----------------	--------------------	---------------	----------------	---------------

TOTAL CHECKS AND CHARGES OUTSTANDING:

Chino Valley Fire District
BR Deposits and Credits Cleared
For the Bank Statement ending: 10/31/20

GEN		General Fund			0000000000000000
Date	Document	Description	Module	Company	Amount
10/31/20	Cash With Yav Cty	GF Tax and Interest Revenue Oc	GL	CHINOV	\$1,994,016.07
TOTAL DEPOSITS AND CREDITS CLEARED:					\$1,994,016.07

Chino Valley Fire District
BR Deposits and Credits Outstanding
For the Bank Statement ending:

Date	Document	Description	Module	Company	Amount
------	----------	-------------	--------	---------	--------

TOTAL DEPOSITS AND CREDITS OUTSTANDING:

Document Number	Date	BR Status	Void?	Description	Date Cleared	Amount
-----------------	------	-----------	-------	-------------	--------------	--------

MODULE: CHECKS FROM ACCOUNTS PAYABLE

BANK CONTROL ID: GEN - GENERAL FUND

706550019	10/05/20	Marked	No	Nicolas J. Cornelius	11/17/20	\$247.50
SUB TOTAL FOR BANK:						\$247.50
TOTAL FOR MODULE:						\$247.50

MODULE: JOURNAL ENTRIES FROM GENERAL LEDGER

BANK CONTROL ID: GEN - GENERAL FUND

Cash With Yav Cty	10/31/20	Marked	No	Fire Authority Funding October	11/17/20	\$9,022.38
Cash With Yav Cty	10/31/20	Marked	No	GF Tax and Interest Revenue Oc	11/17/20	\$1,994,016.07
Cash With Yav Cty	10/31/20	Marked	No	GF County Correction - Solar R	11/17/20	\$52,649.96
SUB TOTAL FOR BANK:						\$2,055,688.41
TOTAL FOR MODULE:						\$2,055,688.41

Chino Valley Fire District
BR Adjustments Report
For the Bank Statement ending:

Date	Document	Description	GL Account	Offset Amt	Adj. Amt
------	----------	-------------	------------	------------	----------

DOCUMENT:

ADJUSTMENT DOCUMENT " TOTAL:

TOTAL FOR ALL ADJUSTMENTS:

11/17/20
4:46:34 PM

Chino Valley Fire District
Income Statement
(Original Budget to Actual Comparison)
For the period of 10/1/2020 Through 10/31/2020

Fund: (10) General Fund

	Account	Current Period				Year To Date			
		Actual	Budget	Variance	%	Actual	Budget	Variance	%
<u>Revenues</u>									
Real Estate Tax	10400000000	\$1,744,468.54	\$0.00	\$1,744,468.54	0.0%	\$1,802,728.61	\$4,497,237.00	\$(2,694,508.39)	(59.9)%
Personal Property Tax	10410000000	35,840.55	0.00	35,840.55	0.0	43,566.21	0.00	43,566.21	0.0
Fire District Assistance Tax	10420000000	160,480.49	0.00	160,480.49	0.0	164,791.44	400,000.00	(235,208.56)	(58.8)
Interest Income-General Fund	10490000000	576.53	0.00	576.53	0.0	660.10	0.00	660.10	0.0
Rebates/Refunds	10500000000	0.00	0.00	0.00	0.0	0.00	2,000.00	(2,000.00)	(100.0)
Net Revenues		\$1,941,366.11	\$0.00	\$1,941,366.11	0.0 %	\$2,011,746.36	\$4,899,237.00	\$(2,887,490.64)	(58.9)%
<u>Program Expenses</u>									
Fire Authority Funding	10670010000	\$9,022.38	\$0.00	\$(9,022.38)	0.0%	\$127,508.51	\$4,860,737.00	\$4,733,228.49	97.4%
Total Program Expenses		\$9,022.38	\$0.00	\$(9,022.38)	0.0 %	\$127,508.51	\$4,860,737.00	\$4,733,228.49	97.4 %
<u>Fund Raising Expenses</u>									
Audit & Accounting	10640010000	\$0.00	\$0.00	\$0.00	0.0%	\$0.00	\$7,500.00	\$7,500.00	100.0%
Other Prof Services/Admin	10640510000	0.00	0.00	0.00	0.0	0.00	25,000.00	25,000.00	100.0
Legal Services - Routine	10641010000	247.50	0.00	(247.50)	0.0	517.50	5,000.00	4,482.50	89.7
Fire Board Expenses	10644110000	0.00	0.00	0.00	0.0	0.00	1,000.00	1,000.00	100.0
Total Fund Raising Expenses		\$247.50	\$0.00	\$(247.50)	0.0 %	\$517.50	\$38,500.00	\$37,982.50	98.7 %
Total Expenses		\$9,269.88		\$(9,269.88)		\$128,026.01	\$4,899,237.00	\$4,771,210.99	97.4%
Net Income (Loss)		\$1,932,096.23	\$0.00	\$1,932,096.23	0.0%	\$1,883,720.35	\$0.00	\$1,883,720.35	0.0%

11/17/20
4:46:49 PM

Chino Valley Fire District

Balance Sheet

As of 10/31/2020

Fund: (10) General Fund

Assets

Current Assets

Cash with Yavapai County	\$2,056,425.00	
Taxes Receivable	139,760.13	
Total Current Assets		\$2,196,185.13
Total Assets		\$2,196,185.13

Liabilities and Net Assets

Current Liabilities

Accounts Payable	\$270.00	
Deferred Compensation (Prop Tax)	99,079.00	
CAFMA Accounts Payable	57,128.00	
Total Current Liabilities		\$156,477.00
Total Liabilities		\$156,477.00

Net Assets

Fund Balance	\$(3,943,030.55)	
Current Year Net Assets	1,883,720.35	
Total Net Assets		(2,059,310.20)
Total Liabilities and Net Assets		\$(1,902,833.20)

Chino Valley Fire District
GL Account Ledger - Detail By Period
10/1/2020 through 10/31/2020

Batch	Journal	Entry #	Date	Job	Document	Description	Debits	Credits	Balance
10.1100.0.0.000			CASH WITH YAVAPAI COUNTY						\$124,328.77
2129	CD	143576	10/05/20		706550019	Nicolas J. Cornelius - Cash Disbursement CORNIC	-	247.50	124,081.27
2133	GJ	143588	10/31/20		Cash With Yav Cty	Fire Authority Funding October, 2020	-	9,022.38	115,058.89
2139	GJ	143623	10/31/20		Cash With Yav Cty	GF Tax and Interest Revenue October 2020	1,994,016.07	-	2,109,074.96
2140	GJ	143631	10/31/20		Cash With Yav Cty	GF County Correction - Solar Rebate Trf	-	52,649.96	2,056,425.00
CASH WITH YAVAPAI COUNTY TOTALS:							\$1,994,016.07	\$61,919.84	\$2,056,425.00
TOTAL OF LEDGER:							\$1,994,016.07	\$61,919.84	\$2,056,425.00

Chino Valley Fire District
GL Trial Balance Worksheet
For The Period of 10/1/2020 through 10/31/2020

Account	Description	Balances				Adjustments
		Beginning	Debits	Credits	Ending	
10.1100.0.0.000	Cash with Yavapai County	\$124,328.77	\$1,994,016.07	\$61,919.84	\$2,056,425.00	
TOTALS:		<u>\$124,328.77</u>	<u>\$1,994,016.07</u>	<u>\$61,919.84</u>	<u>\$2,056,425.00</u>	

* Inactive accounts are marked and appear in grey.

CHINO VALLEY FIRE DISTRICT
BOND DEBT SERVICE ACCOUNT: 6-65640-7000
BANK RECONCILIATION OCTOBER, 2020

Reconciliation:

Beginning Balance (CVFD):	\$	111,045.07
Deposits:	\$	167,396.99
Transfer In: By County - Solar Rebate:	\$	4,751.42
Interest Income:	\$	311.65
Principal and Interest Payments:	\$	-
Interest Paid on Tax Roll Corrections:	\$	-
Ending Balance:	\$	283,505.13

Difference Between Balances: \$ -

Bank Statement Balance:

Balance Per Bank:	\$	283,505.13
Outstanding Adjustments:	\$	-

Ending Balance: \$ 283,505.13

Deposits Per Bank Statement:

Fire District Deposits:	\$	-
Real Estate Taxes:	\$	164,123.55
Personal Property Taxes:	\$	3,273.44
Interest Revenue:	\$	311.65
Transfer In: By County - Solar Rebate:	\$	4,751.42
Ending Balance:	\$	172,460.06

Reconciliation Approved By:

Scott Freitag


Scott Freitag, Fire Chief

 Digitally signed by Scott Freitag
Date: 2020.11.23 10:14:11 -07'00'

Reconciliation Reviewed By:

Dave Tharp

David Tharp, Assistant Chief of Administration

 Digitally signed by Dave Tharp
Date: 2020.11.23 09:55:22 -07'00'

Reconciliation Prepared By:

Karen Butler

Karen Butler, Finance Manager

 Digitally signed by Karen Butler
Date: 2020.11.18 08:11:47 -07'00'

CHINO VALLEY FIRE DISTRICT
BOND DEBT FUND - OCTOBER, 2020

Real Estate Taxes:	\$	164,123.55
UPP Taxes:	\$	3,273.44
Interest Received:	\$	311.65
Other: Transfer In - <i>Solar Rebate Trf Correct</i> :	\$	4,751.42

| TOTAL: | \$ | 172,460.06 |



Yavapai County Treasurer

Monthly Statement

Date Range: 10/1/2020 to 10/31/2020

Chino Valley Fire Dist BDS
Fund: 6065640700



Yavapai County Treasurer

Monthly Statement

Date Range: 10/1/2020 to 10/31/2020

Account	Period	YTD		
6065640700	Chino Valley Fire Dist BDS			
Begin Balance:	111,045.07	104,355.10		
Income:	172,460.06	179,150.03		
LOC Advance:	.00	.00		
Expense:	.00	.00	LOC:	.00
LOC Payments:	.00	.00	Warrants Outstanding:	.00
Cash Balance:	283,505.13	283,505.13	End:	283,505.13

Monthly Statement Summary

Source Code	Description		MTDAmount	YTDAmount
6065640700 Chino Valley Fire Dist BDS		Beginning Balance:	111,045.07	104,355.10
11100.2017	2017 Real Estate Taxes		.00	.77
11100.2018	2018 Real Estate Taxes		.26	.26
11100.2019	2019 Real Estate Taxes		787.18	6,268.78
11100.2020	2020 Real Estate Taxes		163,336.11	163,622.98
12100.2014	2014 Personal Property Taxes		.46	2.42
12100.2016	2016 Personal Property Taxes		.00	7.89
12100.2017	2017 Personal Property Taxes		.00	34.19
12100.2018	2018 Personal Property Taxes		4.45	182.89
12100.2019	2019 Personal Property Taxes		9.49	561.27
12100.2020	2020 Personal Property Taxes		3,259.04	3,271.02
38108.0	Interest on Investments Charles Schwab		96.40	186.81
38109.0	Interest on Investments St Treas		9.33	53.41
38113.0	Interest on Investments-Wells Fargo		205.92	205.92
7376.0	Transfer in		4,751.42	4,751.42
		Ending Balance:	283,505.13	283,505.13

Monthly Statement Detail

Date	Notes	Doc #	Amount	C/D
6065640700	Chino Valley Fire Dist BDS		Beginning Balance: 111,045.07	
11100.2018	2018 Real Estate Taxes		Source Code Total: .26	
10/16	Tax Distribution	0	.26	C
11100.2019	2019 Real Estate Taxes		Source Code Total: 787.18	
10/01	Tax Distribution	0	60.01	C
10/01	Tax Distribution	0	12.74	C
10/01	Tax Distribution	0	14.83	C
10/02	Tax Distribution	0	27.03	C
10/05	Tax Distribution	0	8.66	C
10/05	Tax Distribution	0	5.02	C
10/06	Tax Distribution	0	7.70	C
10/06	Tax Distribution	0	34.67	C



Yavapai County Treasurer

Monthly Statement

Date Range: 10/1/2020 to 10/31/2020

10/07	Tax Distribution	0	4.06	C
10/07	Tax Distribution	0	7.18	C
10/07	Tax Distribution	0	6.11	C
10/08	Tax Distribution	0	23.65	C
10/09	Tax Distribution	0	10.43	C
10/13	Tax Distribution	0	47.85	C
10/14	Tax Distribution	0	6.23	C
10/15	Tax Distribution	0	27.58	C
10/15	Tax Distribution	0	5.95	C
10/15	Tax Distribution	0	29.16	C
10/19	Tax Distribution	0	24.57	C
10/20	Tax Distribution	0	12.72	C
10/20	Tax Distribution	0	4.57	C
10/21	Tax Distribution	0	7.52	C
10/22	Tax Distribution	0	65.63	C
10/23	Tax Distribution	0	4.70	C
10/26	Tax Distribution	0	.92	C
10/27	Tax Distribution	0	5.83	C
10/27	Tax Distribution	0	23.92	C
10/28	Tax Distribution	0	225.20	C
10/28	Tax Distribution	0	5.88	C
10/28	Tax Distribution	0	18.98	C
10/29	Tax Distribution	0	31.97	C
10/29	Tax Distribution	0	3.32	C
10/29	Tax Distribution	0	.13	C
10/30	Tax Distribution	0	12.46	C
11100.2020 2020 Real Estate Taxes			Source Code Total: 163,336.11	
10/01	Tax Distribution	0	74.15	C
10/01	Tax Distribution	0	34.19	C
10/01	Tax Distribution	0	13.70	C
10/01	Tax Distribution	0	75.12	C
10/02	Tax Distribution	0	37.79	C
10/02	Tax Distribution	0	52.85	C
10/02	Tax Distribution	0	60.12	C
10/05	Tax Distribution	0	129.71	C
10/05	Tax Distribution	0	211.48	C
10/05	Tax Distribution	0	206.13	C
10/05	Tax Distribution	0	238.65	C
10/05	Tax Distribution	0	250.35	C
10/06	Tax Distribution	0	90.74	C
10/06	Tax Distribution	0	1,473.04	C
10/06	Tax Distribution	0	156.98	C
10/06	Tax Distribution	0	328.48	C



Yavapai County Treasurer

Monthly Statement

Date Range: 10/1/2020 to 10/31/2020

10/06	Tax Distribution	0	94.34	C
10/07	Tax Distribution	0	97.72	C
10/07	Tax Distribution	0	937.19	C
10/07	Tax Distribution	0	673.16	C
10/07	Tax Distribution	0	266.25	C
10/07	Tax Distribution	0	93.84	C
10/08	Tax Distribution	0	134.43	C
10/08	Tax Distribution	0	974.19	C
10/08	Tax Distribution	0	1,534.78	C
10/08	Tax Distribution	0	796.99	C
10/08	Tax Distribution	0	196.51	C
10/09	Tax Distribution	0	73.71	C
10/09	Tax Distribution	0	121.87	C
10/09	Tax Distribution	0	113.77	C
10/09	Tax Distribution	0	828.17	C
10/09	Tax Distribution	0	854.39	C
10/09	Tax Distribution	0	594.71	C
10/12	Tax Distribution	0	133.16	C
10/12	Tax Distribution	0	208.86	C
10/12	Tax Distribution	0	808.30	C
10/12	Tax Distribution	0	924.24	C
10/12	Tax Distribution	0	187.92	C
10/12	Tax Distribution	0	362.78	C
10/13	Tax Distribution	0	1,032.23	C
10/13	Tax Distribution	0	298.44	C
10/13	Tax Distribution	0	347.20	C
10/13	Tax Distribution	0	640.94	C
10/13	Tax Distribution	0	661.52	C
10/14	Tax Distribution	0	127.28	C
10/14	Tax Distribution	0	478.97	C
10/14	Tax Distribution	0	(22.76)	C
10/14	Tax Distribution	0	1,290.34	C
10/14	Tax Distribution	0	1,419.43	C
10/14	Tax Distribution	0	629.84	C
10/14	Tax Distribution	0	208.73	C
10/15	Tax Distribution	0	687.27	C
10/15	Tax Distribution	0	8.19	C
10/15	Tax Distribution	0	779.47	C
10/15	Tax Distribution	0	1,004.78	C
10/15	Tax Distribution	0	1,119.94	C
10/15	Tax Distribution	0	83.74	C
10/16	Tax Distribution	0	20.27	C
10/16	Tax Distribution	0	672.11	C



Yavapai County Treasurer

Monthly Statement

Date Range: 10/1/2020 to 10/31/2020

10/16	Tax Distribution	0	85.44	C
10/16	Tax Distribution	0	46.83	C
10/16	Tax Distribution	0	1,072.71	C
10/16	Tax Distribution	0	320.46	C
10/16	Tax Distribution	0	365.66	C
10/19	Tax Distribution	0	698.45	C
10/19	Tax Distribution	0	34.61	C
10/19	Tax Distribution	0	981.00	C
10/19	Tax Distribution	0	454.73	C
10/19	Tax Distribution	0	1,062.51	C
10/19	Tax Distribution	0	186.64	C
10/20	Tax Distribution	0	24.40	C
10/20	Tax Distribution	0	447.85	C
10/20	Tax Distribution	0	5,786.91	C
10/20	Tax Distribution	0	84.71	C
10/20	Tax Distribution	0	1,403.55	C
10/20	Tax Distribution	0	911.87	C
10/20	Tax Distribution	0	192.64	C
10/20	Tax Distribution	0	381.68	C
10/21	Tax Distribution	0	4.64	C
10/21	Tax Distribution	0	227.11	C
10/21	Tax Distribution	0	10,994.26	C
10/21	Tax Distribution	0	(50.27)	C
10/21	Tax Distribution	0	720.76	C
10/21	Tax Distribution	0	848.27	C
10/21	Tax Distribution	0	479.63	C
10/21	Tax Distribution	0	193.72	C
10/22	Tax Distribution	0	164.62	C
10/22	Tax Distribution	0	5,136.15	C
10/22	Tax Distribution	0	61.58	C
10/22	Tax Distribution	0	2,379.77	C
10/22	Tax Distribution	0	512.95	C
10/22	Tax Distribution	0	233.31	C
10/22	Tax Distribution	0	398.62	C
10/23	Tax Distribution	0	449.75	C
10/23	Tax Distribution	0	2,937.40	C
10/23	Tax Distribution	0	212.30	C
10/23	Tax Distribution	0	1,821.04	C
10/23	Tax Distribution	0	461.09	C
10/23	Tax Distribution	0	310.20	C
10/23	Tax Distribution	0	86.40	C
10/26	Tax Distribution	0	195.68	C
10/26	Tax Distribution	0	74.59	C



Yavapai County Treasurer

Monthly Statement

Date Range: 10/1/2020 to 10/31/2020

10/26	Tax Distribution	0	1,260.84	C
10/26	Tax Distribution	0	491.16	C
10/26	Tax Distribution	0	755.53	C
10/26	Tax Distribution	0	711.89	C
10/27	Tax Distribution	0	166.87	C
10/27	Tax Distribution	0	748.19	C
10/27	Tax Distribution	0	1,095.06	C
10/27	Tax Distribution	0	500.96	C
10/27	Tax Distribution	0	1,220.66	C
10/28	Tax Distribution	0	686.32	C
10/28	Tax Distribution	0	18,466.29	C
10/28	Tax Distribution	0	61.01	C
10/28	Tax Distribution	0	1,467.26	C
10/28	Tax Distribution	0	616.34	C
10/28	Tax Distribution	0	544.75	C
10/28	Tax Distribution	0	371.88	C
10/29	Tax Distribution	0	23.26	C
10/29	Tax Distribution	0	51.12	C
10/29	Tax Distribution	0	78.10	C
10/29	Tax Distribution	0	1,083.17	C
10/29	Tax Distribution	0	481.09	C
10/29	Tax Distribution	0	528.18	C
10/29	Tax Distribution	0	792.29	C
10/30	Tax Distribution	0	34.89	C
10/30	Tax Distribution	0	86.96	C
10/30	Tax Distribution	0	58,691.62	C
10/30	Tax Distribution	0	89.26	C
10/30	Tax Distribution	0	1,298.23	C
10/30	Tax Distribution	0	363.38	C
10/30	Tax Distribution	0	899.15	C
10/30	Tax Distribution	0	341.49	C
12100.2014 2014 Personal Property Taxes			Source Code Total: .46	
10/21	Tax Distribution	0	.46	C
12100.2018 2018 Personal Property Taxes			Source Code Total: 4.45	
10/06	Tax Distribution	0	3.76	C
10/29	Tax Distribution	0	.69	C
12100.2019 2019 Personal Property Taxes			Source Code Total: 9.49	
10/30	Tax Distribution	0	9.49	C
12100.2020 2020 Personal Property Taxes			Source Code Total: 3,259.04	
10/01	Tax Distribution	0	11.31	C
10/05	Tax Distribution	0	.69	C
10/05	Tax Distribution	0	2.13	C
10/05	Tax Distribution	0	2.70	C



Yavapai County Treasurer

Monthly Statement

Date Range: 10/1/2020 to 10/31/2020

10/05	Tax Distribution	0	17.74	C
10/05	Tax Distribution	0	1.22	C
10/06	Tax Distribution	0	129.19	C
10/06	Tax Distribution	0	11.34	C
10/07	Tax Distribution	0	28.24	C
10/07	Tax Distribution	0	25.22	C
10/07	Tax Distribution	0	24.48	C
10/08	Tax Distribution	0	23.35	C
10/08	Tax Distribution	0	2.80	C
10/08	Tax Distribution	0	12.51	C
10/09	Tax Distribution	0	9.63	C
10/09	Tax Distribution	0	70.65	C
10/09	Tax Distribution	0	7.94	C
10/12	Tax Distribution	0	16.51	C
10/12	Tax Distribution	0	7.55	C
10/12	Tax Distribution	0	19.94	C
10/12	Tax Distribution	0	5.51	C
10/12	Tax Distribution	0	5.98	C
10/13	Tax Distribution	0	32.33	C
10/13	Tax Distribution	0	25.30	C
10/13	Tax Distribution	0	11.41	C
10/14	Tax Distribution	0	9.22	C
10/14	Tax Distribution	0	42.82	C
10/14	Tax Distribution	0	27.68	C
10/14	Tax Distribution	0	20.58	C
10/14	Tax Distribution	0	1.51	C
10/14	Tax Distribution	0	6.14	C
10/15	Tax Distribution	0	22.99	C
10/15	Tax Distribution	0	28.45	C
10/15	Tax Distribution	0	65.50	C
10/15	Tax Distribution	0	1.30	C
10/16	Tax Distribution	0	20.93	C
10/16	Tax Distribution	0	10.55	C
10/16	Tax Distribution	0	8.76	C
10/16	Tax Distribution	0	31.80	C
10/16	Tax Distribution	0	9.23	C
10/19	Tax Distribution	0	.83	C
10/19	Tax Distribution	0	31.15	C
10/19	Tax Distribution	0	26.04	C
10/19	Tax Distribution	0	65.89	C
10/20	Tax Distribution	0	18.70	C
10/20	Tax Distribution	0	123.18	C
10/20	Tax Distribution	0	30.39	C



Yavapai County Treasurer

Monthly Statement

Date Range: 10/1/2020 to 10/31/2020

10/20	Tax Distribution	0	1.79	C
10/20	Tax Distribution	0	1.85	C
10/20	Tax Distribution	0	8.42	C
10/21	Tax Distribution	0	2.50	C
10/21	Tax Distribution	0	456.36	C
10/21	Tax Distribution	0	(.90)	C
10/21	Tax Distribution	0	30.04	C
10/21	Tax Distribution	0	40.95	C
10/21	Tax Distribution	0	135.74	C
10/22	Tax Distribution	0	9.66	C
10/22	Tax Distribution	0	325.16	C
10/22	Tax Distribution	0	13.86	C
10/22	Tax Distribution	0	68.04	C
10/22	Tax Distribution	0	18.75	C
10/23	Tax Distribution	0	25.33	C
10/23	Tax Distribution	0	22.28	C
10/23	Tax Distribution	0	52.10	C
10/23	Tax Distribution	0	37.64	C
10/23	Tax Distribution	0	14.17	C
10/23	Tax Distribution	0	9.50	C
10/26	Tax Distribution	0	25.32	C
10/26	Tax Distribution	0	55.07	C
10/26	Tax Distribution	0	29.91	C
10/26	Tax Distribution	0	18.64	C
10/26	Tax Distribution	0	23.01	C
10/27	Tax Distribution	0	11.90	C
10/27	Tax Distribution	0	23.05	C
10/27	Tax Distribution	0	85.24	C
10/27	Tax Distribution	0	60.76	C
10/27	Tax Distribution	0	16.47	C
10/28	Tax Distribution	0	27.85	C
10/28	Tax Distribution	0	172.25	C
10/28	Tax Distribution	0	46.59	C
10/28	Tax Distribution	0	22.00	C
10/28	Tax Distribution	0	19.72	C
10/28	Tax Distribution	0	53.18	C
10/29	Tax Distribution	0	11.63	C
10/29	Tax Distribution	0	29.46	C
10/29	Tax Distribution	0	2.29	C
10/29	Tax Distribution	0	2.07	C
10/30	Tax Distribution	0	1.04	C
10/30	Tax Distribution	0	1.26	C
10/30	Tax Distribution	0	4.26	C



Yavapai County Treasurer

Monthly Statement

Date Range: 10/1/2020 to 10/31/2020

10/30	Tax Distribution	0	74.98	C
10/30	Tax Distribution	0	26.15	C
10/30	Tax Distribution	0	28.93	C
10/30	Tax Distribution	0	3.46	C
38108.0 Interest on Investments Charles Schwab			Source Code Total: 96.40	
10/27	Investment Interest	0	96.40	C
38109.0 Interest on Investments St Treas			Source Code Total: 9.33	
10/05	Investment Interest	0	6.20	C
10/19	Investment Interest	0	3.13	C
38113.0 Interest on Investments-Wells Fargo			Source Code Total: 205.92	
10/27	Investment Interest	0	125.76	C
10/27	Investment Interest	0	80.16	C
7376.0 Transfer in			Source Code Total: 4,751.42	
10/30	Solar rebate transfer correction from 10/29/20	0	4,751.42	C
6065640700 Chino Valley Fire Dist BDS Ending Balance: 283,505.13				



YAVAPAI COUNTY TREASURER

1015 Fair Street
Prescott, AZ 86305
www.yavapai.us
(928) 771-3233
Fax (928) 771-3390

Chip Davis
Treasurer

Jessee Porter
Chief Deputy

September 24, 2020

Central Yavapai Fire District / Chino Valley Fire District
8603 E Eastridge Drive
Prescott Valley, AZ 86314

Due to recently passed legislation by Arizona State Legislature (HB 2493) the Treasurer's Office is required to adjust your districts, or entities account.

In 2015 the AZ State Department of Revenue made the decision that leased solar panels would need to be taxed as centrally assessed property because the fed electricity into buildings and into the APS grid, thus making them a solar power plant. The solar companies sued, and the state lost the argument that they were solar power plants, but the tax court did determine that their panels could be taxed as personal property of the solar companies.

Yavapai County was then directed by the Department of Revenue to tax the solar companies at the local level for the personal property tax, which we did. The solar companies again sued claiming they were exempt from taxation. Knowing they were likely to lose this claim, they approached our elected legislators whom in turn drafted and passed legislation minimizing their tax liability and making it retroactive back to 2015. We now have to go back and refund, from the affected districts, the solar panel personal property tax, starting with the year 2015.

We are sorry to inform you of this action, but we must be as transparent and informative of all issues pertaining to your account.

Sincerely,

Chip Davis
Treasurer
Yavapai County Treasurer's Office

Chino Valley Fire District
Bank Reconciliation Summary
For the Bank Statement ending: 10/31/2020

BANK CONTROL ID: BDS - YAVAPAI COUNTY TREASURER		DESC: BOND DEBT SERVICE	ACCOUNT NO: 6-65640-7000
Beginning Balance:	10/01/20		\$111,045.07
Deposits and Credits:			\$172,460.06
Checks and Charges:			\$0.00
Adjustments:			\$0.00
Ending Balance Per Reconciliation:			\$283,505.13
Ending Balance Per Bank Statement:	10/31/20		\$283,505.13
* Outstanding Deposits and Credits:	10/31/20		\$0.00
* Outstanding Checks and Charges:	10/31/20		\$0.00
Ending Book Balance:			\$283,505.13

* Outstanding amounts are all outstanding credits and charges dated prior or equal to the Reconciliation date.

Chino Valley Fire District
BR Checks and Charges Cleared
For the Bank Statement ending:

Date	Document	Description	Module	Company	Amount
------	----------	-------------	--------	---------	--------

TOTAL CHECKS AND CHARGES CLEARED:

Chino Valley Fire District
BR Checks and Charges Outstanding
For the Bank Statement ending:

<u>Date</u>	<u>Document</u>	<u>Description</u>	<u>Module</u>	<u>Company</u>	<u>Amount</u>
-------------	-----------------	--------------------	---------------	----------------	---------------

TOTAL CHECKS AND CHARGES OUTSTANDING:

Chino Valley Fire District
BR Deposits and Credits Cleared
For the Bank Statement ending: 10/31/20

BDS		Yavapai County Treasurer		Bond Debt Service		6-65640-7000	
Date	Document	Description	Module	Company	Amount		
10/31/20	Cash With Yav Cty	BDS Tax and Interest Revenue O	GL	CHINOV	\$167,708.64		
10/31/20	Cash With Yav Cty	BDS County Trf In for Solar Re	GL	CHINOV	\$4,751.42		
TOTAL DEPOSITS AND CREDITS CLEARED:					\$172,460.06		

Chino Valley Fire District
BR Deposits and Credits Outstanding
For the Bank Statement ending:

Date	Document	Description	Module	Company	Amount
------	----------	-------------	--------	---------	--------

TOTAL DEPOSITS AND CREDITS OUTSTANDING:

Document Number	Date	BR Status	Void?	Description	Date Cleared	Amount
MODULE: JOURNAL ENTRIES FROM GENERAL LEDGER						
BANK CONTROL ID: BDS - YAVAPAI COUNTY TREASURER						
Cash With Yav Cty	10/31/20	Marked	No	BDS Tax and Interest Revenue O	11/17/20	\$167,708.64
Cash With Yav Cty	10/31/20	Marked	No	BDS County Trf In for Solar Re	11/17/20	\$4,751.42
SUB TOTAL FOR BANK:						\$172,460.06
TOTAL FOR MODULE:						\$172,460.06

Chino Valley Fire District
BR Adjustments Report
For the Bank Statement ending:

Date	Document	Description	GL Account	Offset Amt	Adj. Amt
------	----------	-------------	------------	------------	----------

DOCUMENT:

ADJUSTMENT DOCUMENT " TOTAL:

TOTAL FOR ALL ADJUSTMENTS:

11/17/20
4:53:35 PM

Chino Valley Fire District
Income Statement
(Original Budget to Actual Comparison)
For the period of 10/1/2020 Through 10/31/2020

Fund: (40) Bond Service Fund

	Account	Actual	Current Period Budget	Variance	%	Actual	Year To Date Budget	Variance	%
<u>Revenues</u>									
Real Estate Tax	40420000002	\$168,874.97	\$0.00	\$168,874.97	0.0%	\$174,644.21	\$0.00	\$174,644.21	0.0%
Personal Tax Revenue	40420500000	3,273.44	0.00	3,273.44	0.0	4,059.68	0.00	4,059.68	0.0
Net Revenues		\$172,148.41	\$0.00	\$172,148.41	0.0 %	\$178,703.89	\$0.00	\$178,703.89	0.0 %
Income (Loss) from Operations		\$172,148.41	\$0.00	\$172,148.41	0.0%	\$178,703.89	\$0.00	\$178,703.89	0.0%
<u>Other Income (Expense)</u>									
Bond Debt Service Interest Revenue	40430000000	\$311.65	\$0.00	\$311.65	0.0%	\$446.14	\$0.00	\$446.14	0.0%
Total Other Income (Expense)		\$311.65	\$0.00	\$311.65	0.0 %	\$446.14	\$0.00	\$446.14	0.0 %
Net Income (Loss)		\$172,460.06	\$0.00	\$172,460.06	0.0%	\$179,150.03	\$0.00	\$179,150.03	0.0%

11/17/20
4:53:42 PM

Chino Valley Fire District

Balance Sheet

As of 10/31/2020

Fund: (40) Bond Service Fund

Account: (1105) Not Defined

Assets

Current Assets

Bond Debt Service	\$283,505.13	
Total Current Assets		\$283,505.13
Total Assets		\$283,505.13
Total Liabilities and Net Assets		\$0.00

Chino Valley Fire District
GL Account Ledger - Detail By Period
10/1/2020 through 10/31/2020

Batch	Journal	Entry #	Date	Job	Document	Description	Debits	Credits	Balance
40.1105.0.0.000			BOND DEBT SERVICE						\$111,045.07
2141	GJ	143632	10/31/20		Cash With Yav Cty	BDS Tax and Interest Revenue October 2020	167,708.64	-	278,753.71
2142	GJ	143636	10/31/20		Cash With Yav Cty	BDS County Trf In for Solar Rebate	4,751.42	-	283,505.13
BOND DEBT SERVICE TOTALS:							<u>\$172,460.06</u>	<u>\$0.00</u>	<u>\$283,505.13</u>
TOTAL OF LEDGER:							<u>\$172,460.06</u>	<u>\$0.00</u>	<u>\$283,505.13</u>

Chino Valley Fire District
GL Trial Balance Worksheet
For The Period of 10/1/2020 through 10/31/2020

Account	Description	Balances				Adjustments
		Beginning	Debits	Credits	Ending	
40.1105.0.0.000	Bond Debt Service	\$111,045.07	\$172,460.06	\$0.00	\$283,505.13	
TOTALS:		<u>\$111,045.07</u>	<u>\$172,460.06</u>	<u>\$0.00</u>	<u>\$283,505.13</u>	

* Inactive accounts are marked and appear in grey.

The Chino Valley Fire District Board of Directors have reviewed and approved the following monthly financial documents to include Income Statements, Balance Sheets, and Bank Reconciliations with supporting documents, Revenue and Expenditure Graphs, and Cash Flow Projections in compliance with ARS §48-805, 807:

CVFD General Fund

CVFD Bond Debt Service

Fire Board Chairperson	Date
------------------------	------

Fire Board Clerk	Date
------------------	------

Signature indicating approval on next page.

CHINO VALLEY FIRE DISTRICT
GENERAL FUND - CHECK RECONCILIATION NOVEMBER, 2020

Reconciliation:

Beginning Balance:	\$ 2,056,425.00
Deposits:	\$ 547,640.98
Transfer Out - Fire Authority:	\$ (1,941,366.11)
Interest Paid on Tax Roll Correct:	\$ -
Disbursements:	\$ (990.00)
Reversing Entry:	\$ -
Transfer In County Error Solar Rebate:	\$ 9,502.84
Ending Balance:	\$ 671,212.71

Difference Between Balances: \$ -

Deposits Per Bank Statement:

Real Estate Taxes:	\$ 484,107.98
Personal Property Taxes:	\$ 15,193.91
Fire District Assistance Tax:	\$ 48,339.09
Fire District Deposit:	\$ -
Transfer Out-Fire Authority:	\$ 1,941,366.11
ADOT & Fish and Game In Lieu:	\$ -
Interest Paid - Tax Roll Corrections	\$ -
Adjustments (Warrants Issued):	\$ 990.00
Interest Income:	\$ -
Transfer In County Error-Solar Rebate:	\$ 9,502.84
Ending Balance:	\$ 2,499,499.93

Bank Statement Balance:

Balance Per Bank:	\$ 671,212.71
Outstanding Checks:	\$ -
Outstanding Deposits:	\$ -
Reversing Entry:	\$ -

Ending Balance: \$ 671,212.71

G/L Ending Balance: \$ 671,212.71

\$ 671,212.71

Bank Reconciliation Register:

Checks From Accounts Payable: \$ 990.00

Total Checks: \$ 990.00

Deposits From Accounts Receivable: \$ -
Journal Entries From General Ledger: \$ 2,498,509.93

Ending Balance: \$ 2,499,499.93

Reconciliation Approved By:

Scott Freitag

Scott Freitag, Fire Chief

Digitally signed by Scott Freitag
Date: 2020.12.10 14:23:42 -07'00'

Reconciliation Reviewed By:

Dave Tharp

David Tharp, Assistant Chief of Administration

Digitally signed by Dave Tharp
Date: 2020.12.10 13:03:31 -07'00'

Reconciliation Prepared By:

Karen Butler

Karen Butler, Finance Manager

Digitally signed by Karen Butler
Date: 2020.12.09 15:44:00 -07'00'

CHINO VALLEY FIRE DISTRICT
General Fund Tax Collection Information

Total Levy Month	FY 15-16 \$3,481,052 Collected	FY 16-17 \$3,547,699 Collected	FY 17-18 \$3,707,996 Collected	FY 18-19 \$3,926,501 Collected	FY 19-20 \$4,190,442 Collected	FY 20-21 \$4,497,237 Collected
July	\$32,572	\$10,160	\$24,936	\$21,890	\$14,597	\$42,316
%	0.936%	0.286%	0.672%	0.557%	0.348%	0.941%
% To Date	0.9357%	0.2864%	0.6725%	0.5575%	0.3483%	0.9409%
August	\$26,909	\$18,803	\$10,622	\$12,226	\$10,746	\$15,526
%	0.773%	0.530%	0.286%	0.311%	0.256%	0.345%
% To Date	1.7087%	0.8164%	0.9590%	0.8688%	0.6048%	1.2862%
September	\$296,716	\$182,315	\$178,141	\$25,209	\$30,894	\$8,143
%	8.524%	5.139%	4.804%	0.642%	0.737%	0.181%
% To Date	10.2324%	5.9553%	5.7632%	1.5109%	1.3420%	1.4673%
October	\$1,237,993	\$834,512	\$1,503,325	\$1,610,381	\$1,807,742	\$1,780,309
%	35.564%	23.523%	40.543%	41.013%	43.140%	39.587%
% To Date	45.7962%	29.4779%	46.3060%	42.5240%	44.4817%	41.0540%
November	\$289,817	\$866,615	\$290,266	\$498,787	\$373,908	\$508,805
%	8.326%	24.428%	7.828%	12.703%	8.923%	11.314%
% To Date	54.1218%	53.9055%	54.1341%	55.2271%	53.4046%	52.3677%
December	\$220,662	\$227,672	\$223,661	\$236,727	\$286,760	\$0
%	6.3389%	6.4175%	6.0319%	6.0289%	6.8432%	0.0000%
% To Date	60.4607%	60.3229%	60.1659%	61.2560%	60.2478%	52.3677%
January	\$76,744	\$89,048	\$153,278	\$117,994	\$115,429	\$0
%	2.2046%	2.5100%	4.1337%	3.0051%	2.7546%	0.0000%
% To Date	62.6653%	62.8330%	64.2997%	64.2611%	63.0023%	52.3677%
February	\$87,184	\$94,094	\$95,262	\$54,476	\$104,991	\$0
%	2.5045%	2.6523%	2.5691%	1.3874%	2.5055%	0.0000%
% To Date	65.1698%	65.4852%	66.8688%	65.6485%	65.5078%	52.3677%
March	\$124,511	\$141,015	\$127,298	\$138,910	\$142,182	\$0
%	3.5768%	3.9748%	3.4331%	3.5377%	3.3930%	0.0000%
% To Date	68.7467%	69.4600%	70.3018%	69.1863%	68.9008%	52.3677%
April	\$910,876	\$821,855	\$794,289	\$955,634	\$983,917	\$0
%	26.1667%	23.1659%	21.4210%	24.3380%	23.4800%	0.0000%
% To Date	94.9134%	92.6259%	91.7228%	93.5243%	92.3809%	52.3677%
May	\$125,156	\$195,151	\$238,700	\$189,925	\$206,496	\$0
%	3.5954%	5.5008%	6.4374%	4.8370%	4.9278%	0.0000%
% To Date	98.5087%	98.1267%	98.1602%	98.3613%	97.3086%	52.3677%
June	\$66,848	\$66,097	\$80,520	\$84,895	\$49,679	\$0
%	1.9203%	1.8631%	2.1715%	2.1621%	1.1855%	0.0000%
% To Date	100.4290%	99.9898%	100.3318%	100.5234%	98.4942%	52.3677%
TOTALS	\$3,495,987	\$3,547,337	\$3,720,297	\$3,947,053	\$4,127,341	\$2,355,100
Delinquency	-0.4290%	0.0102%	-0.3318%	-0.5234%	1.5058%	47.6323%

CHINO VALLEY FIRE DISTRICT
FDAT Collection Information

Total Levy Month	FY 15-16 \$313,900 Collected	FY 16-17 \$313,900 Collected	FY 17-18 \$333,290 Collected	FY 18-19 \$333,290 Collected	FY 19-20 \$366,547 Collected	FY 20-21 \$400,000 Collected
July	\$2,501	\$1,423	\$1,630	\$1,238	\$1,475	\$2,769
%	0.797%	0.453%	0.489%	0.371%	0.403%	0.692%
% To Date	0.7966%	0.4533%	0.4891%	0.3715%	0.4025%	0.6923%
August	\$1,456	\$661	\$554	\$707	\$653	\$662
%	0.464%	0.211%	0.166%	0.212%	0.178%	0.166%
% To Date	1.2606%	0.6638%	0.6553%	0.5835%	0.5806%	0.8579%
September	\$26,332	\$8,777	\$12,654	\$3,182	\$1,853	\$879
%	8.389%	2.796%	3.797%	0.955%	0.505%	0.220%
% To Date	9.6492%	3.4600%	4.4520%	1.5382%	1.0861%	1.0777%
October	\$97,909	\$86,411	\$93,081	\$139,813	\$107,270	\$160,480
%	31.191%	27.528%	27.928%	41.949%	29.265%	40.120%
% To Date	40.8405%	30.9881%	32.3799%	43.4877%	30.3510%	41.1979%
November	\$43,410	\$75,219	\$74,651	\$59,861	\$30,666	\$48,339
%	13.8292%	23.9628%	22.3983%	17.9606%	8.3663%	12.0848%
% To Date	54.6697%	54.9510%	54.7782%	61.4483%	38.7172%	53.2826%
December	\$20,201	\$24,923	\$21,663	\$25,413	\$112,035	\$0
%	6.4354%	7.9398%	6.4997%	7.6250%	30.5650%	0.0000%
% To Date	61.1052%	62.8907%	61.2779%	69.0733%	69.2822%	53.2826%
January	\$10,565	\$11,762	\$16,138	\$11,149	\$11,446	\$0
%	3.3658%	3.7471%	4.8420%	3.3450%	3.1227%	0.0000%
% To Date	64.4710%	66.6378%	66.1199%	72.4183%	72.4049%	53.2826%
February	\$7,946	\$8,291	\$8,056	\$7,409	\$10,419	\$0
%	2.531%	2.641%	2.417%	2.223%	2.842%	0.000%
% To Date	67.0024%	69.2790%	68.5368%	74.6413%	75.2473%	53.2826%
March	\$12,018	\$12,638	\$12,174	\$13,713	\$13,361	\$0
%	3.8286%	4.0263%	3.6528%	4.1143%	3.6452%	0.0000%
% To Date	70.8310%	73.3052%	72.1897%	78.7556%	78.8925%	53.2826%
April	\$35,416	\$62,586	\$63,209	\$79,859	\$85,315	\$0
%	11.2825%	19.9382%	18.9651%	23.9607%	23.2754%	0.0000%
% To Date	82.1134%	93.2434%	91.1548%	102.7164%	102.1679%	53.2826%
May	\$51,376	\$23,662	\$23,731	\$18,881	\$21,832	\$0
%	16.3671%	7.5381%	7.1201%	5.6650%	5.9561%	0.0000%
% To Date	98.4805%	100.7815%	98.2749%	108.3813%	108.1240%	53.2826%
June	\$6,266	\$4,682	\$5,094	\$5,726	\$4,474	\$0
%	1.9962%	1.4917%	1.5285%	1.7181%	1.2206%	0.0000%
% To Date	100.4767%	102.2732%	99.8034%	110.0995%	109.3446%	53.2826%
TOTALS	\$315,396	\$321,035	\$332,635	\$366,951	\$400,799	\$213,131
Delinquency	-0.4767%	-2.2732%	0.1966%	-10.0995%	-9.3446%	46.7174%

100.0000% 100.0000% 100.0000% 100.0000% 100.0000% 100.0000%



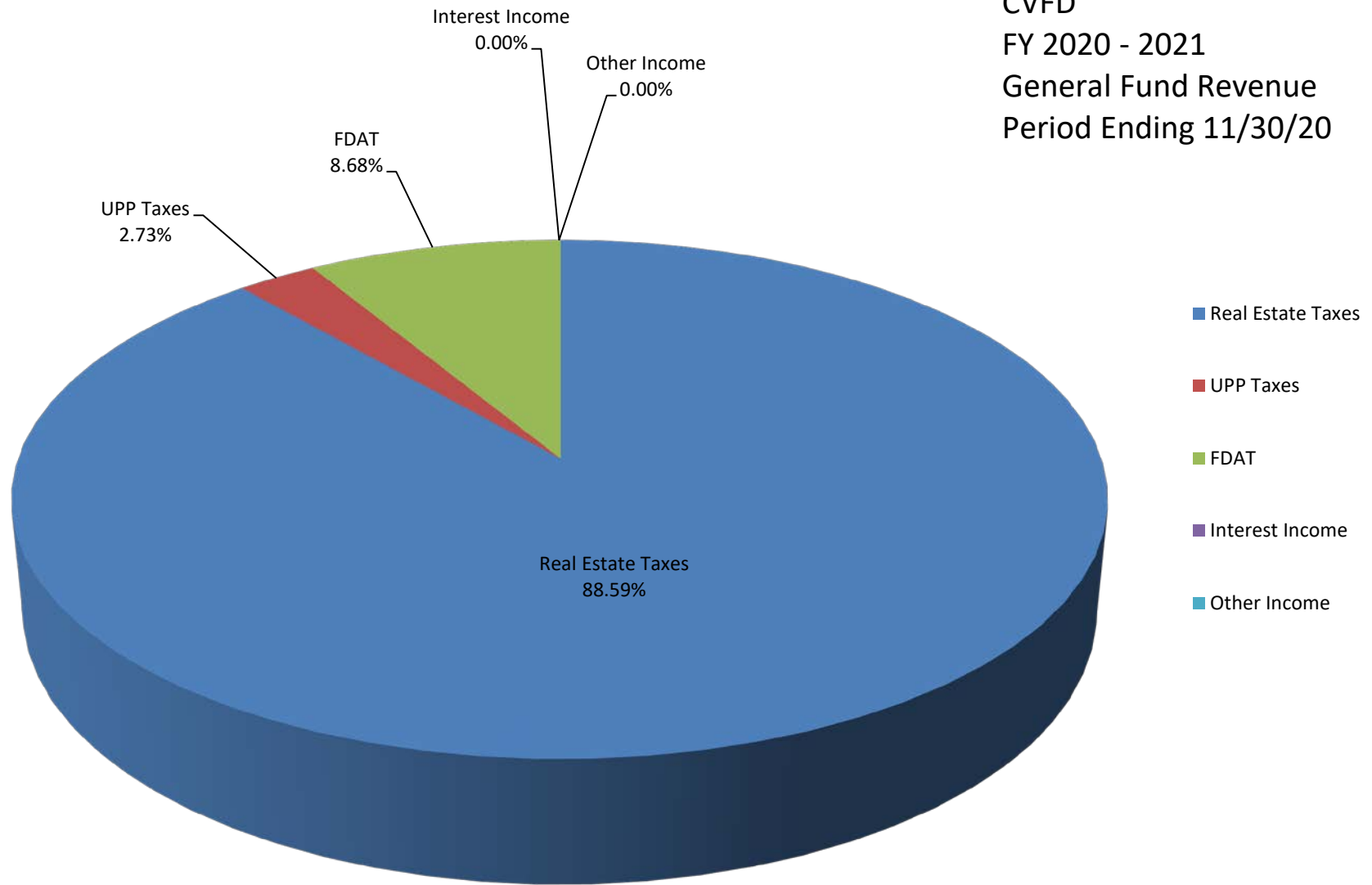
2020 - 2021 Cash Flow by Month : NOVEMBER

	ACTUAL					PROJECTED						
	July	Aug.	Sept.	Oct.	Nov.	Dec.	Jan.	Feb.	March	April	May	June
Revenues:												
Taxes	42,316	15,526	8,143	1,780,309	508,805	374,770	374,770	374,770	374,770	374,770	374,770	374,770
FDAT	2,769	662	879	160,480	48,339	33,333	33,333	33,333	33,333	33,333	33,333	33,333
Interest Income	70	13	-	577	-	-	-	-	-	-	-	-
Other Income	-	-	-	-	-	167	167	167	167	167	167	167
RevenueTotals:	45,156	16,202	9,022	1,941,366	557,144	408,270	408,270	408,270	408,270	408,270	408,270	408,270
Expenditures:												
Audit/Accounting, Election, Legal, Fire Board Expenses	270	-	-	248	990	3,208	3,208	3,208	3,208	3,208	3,208	3,208
Contingency	-	-	-	-	-	-	-	-	-	-	-	-
Fire Authority Funding	57,128	45,156	16,202	9,022	1,941,366	405,061	405,061	405,061	405,061	405,061	405,061	405,061
Miscellaneous	-	-	-	-	-	-	-	-	-	-	-	-
ExpenditureTotals:	57,398	45,156	16,202	9,270	1,942,356	408,270	408,270	408,270	408,270	408,270	408,270	408,270
 Monthly Net Cash	 (12,242)	 (28,955)	 (7,179)	 1,932,096	 (1,385,212)	 0	 0	 0	 0	 0	 0	 0
 Cumulative Net Cash	 7,758	 (21,197)	 (28,376)	 1,903,720	 518,508							
 Cash Balance (\$20,000 Carryover)	 20,000	 (1,197)	 (29,573)	 1,874,147	 2,392,655							

**CHINO VALLEY FIRE DISTRICT
REVENUE GRAPH DATA**

	November, 2020	YTD	
	Revenue	Budget	%
Real Estate Taxes	\$ 493,611	\$ 4,497,237	88.59
UPP Taxes	\$ 15,194	\$ -	2.73
FDAT	\$ 48,339	\$ 400,000	8.68
Interest Income	\$ -	\$ -	0.00
Other Income	\$ -	\$ 2,000	0.00
TOTALS:	\$ 557,144	\$ 4,899,237	100.00

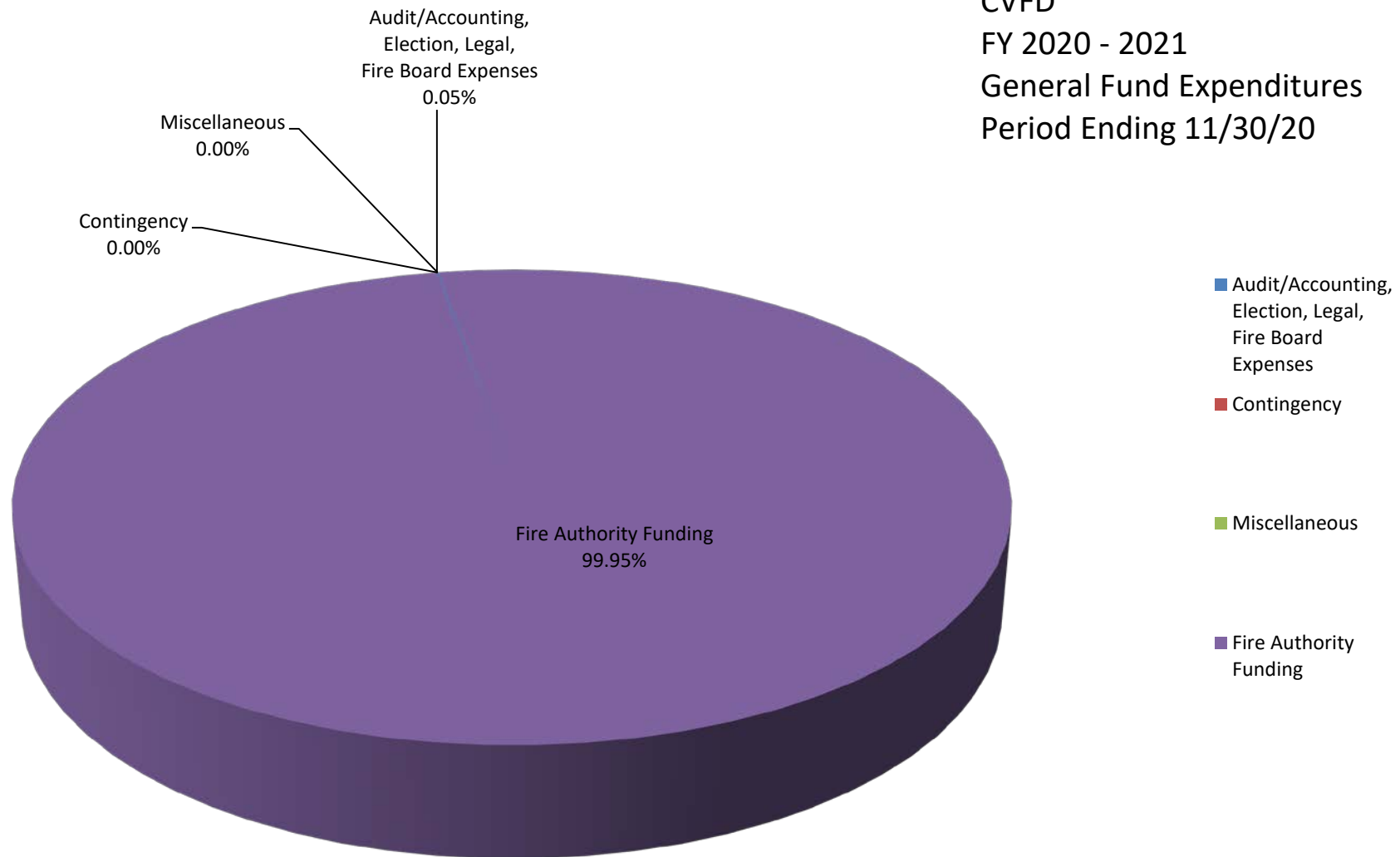
CVFD
FY 2020 - 2021
General Fund Revenue
Period Ending 11/30/20



**CHINO VALLEY FIRE DISTRICT
EXPENSE GRAPH DATA**

	November, 2020	YTD	
	Revenue	Budget	%
Audit/Accounting, Election, Legal, Fire Board Expenses	\$ 990	\$ 38,500	0.05
Contingency	\$ -	\$ 20,000	-
Miscellaneous	\$ -	\$ -	-
Fire Authority Funding	\$ 1,941,366	\$ 4,860,737	99.95
TOTALS:	\$ 1,942,356	\$ 4,919,237	100.00

CVFD
FY 2020 - 2021
General Fund Expenditures
Period Ending 11/30/20



CHINO VALLEY FIRE DISTRICT
GENERAL FUND - NOVEMBER, 2020

Real Estate Taxes:	\$	484,107.98
UPP Taxes:	\$	15,193.91
FDAT:	\$	48,339.09
Interest Received:	\$	-
Trf In: County Error 10/20-Solar Rebate Transfer Adjustment:	\$	9,502.84
<hr/>		
TOTAL:	\$	557,143.82
<hr/>		

Transferred to CAFMA:	\$	1,941,366.11
-----------------------	----	--------------



Yavapai County Treasurer

Monthly Statement

Date Range: 11/1/2020 to 11/30/2020

Chino Valley Fire Dist GF
Fund: 6065540000

RECEIVED
DEC 07 2020

EZ:



Yavapai County Treasurer

Monthly Statement

Date Range: 11/1/2020 to 11/30/2020

Account	Period	YTD		
6065540000	Chino Valley Fire Dist GF			
Begin Balance:	2,056,425.00	172,704.65		
Income:	557,143.82 ✓	2,621,540.14		
LOC Advance:	.00	.00		
Expense:	(1,942,356.11)	(2,123,032.08)	LOC:	.00
LOC Payments:	.00	.00	Warrants Outstanding:	.00
Cash Balance:	671,212.71	671,212.71	End:	671,212.71

Monthly Statement Summary

Source Code	Description		MTDAmount	YTDAmount
6065540000	Chino Valley Fire Dist GF	Beginning Balance:	2,056,425.00	172,704.65
11100.2017	2017 Real Estate Taxes		.00	6.75
11100.2018	2018 Real Estate Taxes		.00	2.44
11100.2019	2019 Real Estate Taxes		3,936.67	66,961.76
11100.2020	2020 Real Estate Taxes		480,171.31	2,272,515.60
12100.2009	2009 Personal Property Taxes		4.38	4.38
12100.2014	2014 Personal Property Taxes		1.09	19.29
12100.2015	2015 Personal Property Taxes		61.19	61.19
12100.2016	2016 Personal Property Taxes		61.34	128.55
12100.2017	2017 Personal Property Taxes		61.24	362.84
12100.2018	2018 Personal Property Taxes		61.27	1,766.31
12100.2019	2019 Personal Property Taxes		121.45	5,764.30
12100.2020	2020 Personal Property Taxes		14,821.95	50,653.26
37150.0	FDAT Distributions		48,339.09	213,130.53
38108.0	Interest on Investments Charles Schwab		.00	222.44
38109.0	Interest on Investments St Treas		.00	45.64
38113.0	Interest on Investments-Wells Fargo		.00	392.02
7376.0	Transfer in		9,502.84	9,502.84
91032.0	Warrants Redeemed		(990.00)	(1,507.50)
91702.0	Transfer out		(1,941,366.11)	(2,121,524.58)
		Ending Balance:	671,212.71	671,212.71

Monthly Statement Detail

Date	Notes	Doc #	Amount	C/D
6065540000 Chino Valley Fire Dist GF			Beginning Balance: 2,056,425.00	
11100.2019 2019 Real Estate Taxes			Source Code Total: 3,936.67	
11/02	Tax Distribution	0	71.45	C
11/02	Tax Distribution	0	108.45	C
11/03	Tax Distribution	0	73.98	C
11/04	Tax Distribution	0	212.06	C
11/04	Error correction - duplicated entries 8/4/2020	0	(681.47)	C



Yavapai County Treasurer

Monthly Statement

Date Range: 11/1/2020 to 11/30/2020

11/05	Tax Distribution	0	47.29	C
11/06	Tax Distribution	0	1.75	C
11/09	Tax Distribution	0	90.49	C
11/12	Tax Distribution	0	219.16	C
11/12	Tax Distribution	0	50.95	C
11/13	Tax Distribution	0	38.08	C
11/16	Tax Distribution	0	3,221.29	C
11/17	Tax Distribution	0	18.67	C
11/18	Tax Distribution	0	.83	C
11/18	Tax Distribution	0	12.42	C
11/19	Tax Distribution	0	89.10	C
11/25	Tax Distribution	0	77.30	C
11/25	Tax Distribution	0	4.88	C
11/30	Tax Distribution	0	279.99	C
11100.2020 2020 Real Estate Taxes			Source Code Total: 480,171.31	
11/02	Tax Distribution	0	1,821.89	C
11/02	Tax Distribution	0	87,664.30	C
11/02	Tax Distribution	0	11,826.21	C
11/02	Tax Distribution	0	6,918.37	C
11/02	Tax Distribution	0	4,661.75	C
11/02	Tax Distribution	0	5,107.81	C
11/03	Tax Distribution	0	840.45	C
11/03	Tax Distribution	0	28,118.10	C
11/03	Tax Distribution	0	1,756.33	C
11/03	Tax Distribution	0	17,074.89	C
11/03	Tax Distribution	0	14,642.68	C
11/03	Tax Distribution	0	4,979.11	C
11/03	Tax Distribution	0	5,312.51	C
11/04	Tax Distribution	0	1,304.89	C
11/04	Tax Distribution	0	12,188.01	C
11/04	Tax Distribution	0	2,630.97	C
11/04	Tax Distribution	0	13,120.89	C
11/04	Tax Distribution	0	18,395.50	C
11/04	Tax Distribution	0	2,830.14	C
11/04	Tax Distribution	0	5,111.74	C
11/05	Tax Distribution	0	13.29	C
11/05	Tax Distribution	0	7,131.96	C
11/05	Tax Distribution	0	24,400.61	C
11/05	Tax Distribution	0	8,766.15	C
11/05	Tax Distribution	0	13,261.79	C
11/05	Tax Distribution	0	6,552.72	C
11/06	Tax Distribution	0	503.73	C
11/06	Tax Distribution	0	9,318.27	C



Yavapai County Treasurer

Monthly Statement

Date Range: 11/1/2020 to 11/30/2020

11/06	Tax Distribution	0	2,617.17	C
11/06	Tax Distribution	0	7,741.38	C
11/06	Tax Distribution	0	4,657.34	C
11/09	Tax Distribution	0	3,981.02	C
11/09	Tax Distribution	0	7,472.60	C
11/09	Tax Distribution	0	4,940.63	C
11/09	Tax Distribution	0	1,943.88	C
11/10	Tax Distribution	0	2,752.96	C
11/10	Tax Distribution	0	4,047.50	C
11/10	Tax Distribution	0	2,334.53	C
11/10	Tax Distribution	0	1,908.37	C
11/10	Tax Distribution	0	2,825.01	C
11/12	Tax Distribution	0	2,559.45	C
11/12	Tax Distribution	0	(59.89)	C
11/12	Tax Distribution	0	4,327.66	C
11/12	Tax Distribution	0	3,508.96	C
11/12	Tax Distribution	0	497.98	C
11/13	Tax Distribution	0	1,885.85	C
11/13	Tax Distribution	0	(226.26)	C
11/13	Tax Distribution	0	24,563.47	C
11/13	Tax Distribution	0	720.73	C
11/16	Tax Distribution	0	828.98	C
11/16	Tax Distribution	0	266.05	C
11/16	Tax Distribution	0	1,693.58	C
11/16	Tax Distribution	0	1,150.15	C
11/16	Tax Distribution	0	531.75	C
11/17	Tax Distribution	0	2,701.20	C
11/17	Tax Distribution	0	(415.60)	C
11/17	Tax Distribution	0	441.35	C
11/17	Tax Distribution	0	11,513.12	C
11/17	Tax Distribution	0	522.85	C
11/17	Tax Distribution	0	2,676.86	C
11/17	Tax Distribution	0	788.05	C
11/18	Tax Distribution	0	(526.00)	C
11/18	Tax Distribution	0	51.02	C
11/18	Tax Distribution	0	898.88	C
11/18	Tax Distribution	0	1,222.16	C
11/18	Tax Distribution	0	2,353.40	C
11/19	Tax Distribution	0	622.09	C
11/19	Tax Distribution	0	4,283.78	C
11/19	Tax Distribution	0	1,163.19	C
11/19	Tax Distribution	0	4,239.50	C
11/20	Tax Distribution	0	6,452.32	C



Yavapai County Treasurer

Monthly Statement

Date Range: 11/1/2020 to 11/30/2020

11/23	Tax Distribution	0	666.29	C
11/23	Tax Distribution	0	512.03	C
11/23	Tax Distribution	0	3,850.08	C
11/23	Tax Distribution	0	8,415.91	C
11/24	Tax Distribution	0	3,191.67	C
11/24	Tax Distribution	0	3,275.15	C
11/24	Tax Distribution	0	556.92	C
11/25	Tax Distribution	0	530.91	C
11/25	Tax Distribution	0	5,455.56	C
11/30	Tax Distribution	0	1,920.44	C
11/30	Tax Distribution	0	6,272.60	C
11/30	Tax Distribution	0	809.67	C
12100.2009 2009 Personal Property Taxes			Source Code Total: 4.38	
11/05	Tax Distribution	0	4.38	C
12100.2014 2014 Personal Property Taxes			Source Code Total: 1.09	
11/04	Tax Distribution	0	1.06	C
11/18	Tax Distribution	0	.03	C
12100.2015 2015 Personal Property Taxes			Source Code Total: 61.19	
11/04	Tax Distribution	0	61.19	C
12100.2016 2016 Personal Property Taxes			Source Code Total: 61.34	
11/04	Tax Distribution	0	61.34	C
12100.2017 2017 Personal Property Taxes			Source Code Total: 61.24	
11/04	Tax Distribution	0	61.24	C
12100.2018 2018 Personal Property Taxes			Source Code Total: 61.27	
11/04	Tax Distribution	0	61.27	C
12100.2019 2019 Personal Property Taxes			Source Code Total: 121.45	
11/04	Tax Distribution	0	61.94	C
11/06	Tax Distribution	0	58.61	C
11/18	Tax Distribution	0	.90	C
12100.2020 2020 Personal Property Taxes			Source Code Total: 14,821.95	
11/02	Tax Distribution	0	48.96	C
11/02	Tax Distribution	0	112.28	C
11/02	Tax Distribution	0	115.12	C
11/02	Tax Distribution	0	90.27	C
11/03	Tax Distribution	0	1,229.27	C
11/03	Tax Distribution	0	196.83	C
11/03	Tax Distribution	0	699.14	C
11/03	Tax Distribution	0	329.24	C
11/03	Tax Distribution	0	94.89	C
11/03	Tax Distribution	0	25.28	C
11/04	Tax Distribution	0	662.95	C
11/04	Tax Distribution	0	19.76	C
11/04	Tax Distribution	0	497.42	C



Yavapai County Treasurer

Monthly Statement

Date Range: 11/1/2020 to 11/30/2020

11/04	Tax Distribution	0	78.64	C
11/05	Tax Distribution	0	397.04	C
11/05	Tax Distribution	0	685.90	C
11/05	Tax Distribution	0	1,023.80	C
11/05	Tax Distribution	0	2,040.42	C
11/05	Tax Distribution	0	113.57	C
11/06	Tax Distribution	0	199.40	C
11/06	Tax Distribution	0	159.39	C
11/06	Tax Distribution	0	171.47	C
11/06	Tax Distribution	0	247.29	C
11/09	Tax Distribution	0	186.38	C
11/09	Tax Distribution	0	754.57	C
11/09	Tax Distribution	0	220.72	C
11/09	Tax Distribution	0	28.16	C
11/10	Tax Distribution	0	205.18	C
11/10	Tax Distribution	0	279.33	C
11/10	Tax Distribution	0	33.04	C
11/12	Tax Distribution	0	226.62	C
11/12	Tax Distribution	0	345.18	C
11/13	Tax Distribution	0	351.97	C
11/16	Tax Distribution	0	163.73	C
11/16	Tax Distribution	0	8.52	C
11/17	Tax Distribution	0	160.45	C
11/17	Tax Distribution	0	293.42	C
11/17	Tax Distribution	0	214.21	C
11/17	Tax Distribution	0	28.29	C
11/18	Tax Distribution	0	275.16	C
11/18	Tax Distribution	0	111.28	C
11/19	Tax Distribution	0	52.07	C
11/19	Tax Distribution	0	320.24	C
11/20	Tax Distribution	0	218.88	C
11/23	Tax Distribution	0	54.71	C
11/24	Tax Distribution	0	556.76	C
11/24	Tax Distribution	0	93.93	C
11/25	Tax Distribution	0	92.99	C
11/30	Tax Distribution	0	300.48	C
11/30	Tax Distribution	0	7.35	C
37150.0 FDAT Distributions			Source Code Total: 48,339.09	
11/02	Fire Dist Assistance Tax 0.144320	0	11,357.98	C
11/03	Fire Dist Assistance Tax 0.144320	0	8,931.05	C
11/04	Fire Dist Assistance Tax 0.144320	0	6,235.42	C
11/05	Fire Dist Assistance Tax 0.144320	0	5,788.18	C
11/06	Fire Dist Assistance Tax 0.144320	0	2,212.20	C



Yavapai County Treasurer

Monthly Statement

Date Range: 11/1/2020 to 11/30/2020

11/09	Fire Dist Assistance Tax 0.144320	0	1,530.05	C
11/10	Fire Dist Assistance Tax 0.144320	0	1,575.53	C
11/12	Fire Dist Assistance Tax 0.144320	0	1,052.34	C
11/13	Fire Dist Assistance Tax 0.144320	0	1,422.50	C
11/16	Fire Dist Assistance Tax 0.144320	0	630.64	C
11/17	Fire Dist Assistance Tax 0.144320	0	2,195.04	C
11/18	Fire Dist Assistance Tax 0.144320	0	358.26	C
11/19	Fire Dist Assistance Tax 0.144320	0	1,121.36	C
11/20	Fire Dist Assistance Tax 0.144320	0	547.34	C
11/23	Fire Dist Assistance Tax 0.144320	0	706.61	C
11/24	Fire Dist Assistance Tax 0.144320	0	540.30	C
11/25	Fire Dist Assistance Tax 0.144320	0	1,048.28	C
11/30	Fire Dist Assistance Tax 0.144320	0	1,086.01	C
7376.0 Transfer in			Source Code Total: 9,502.84	
11/25	Error correction- Debit BDS account Credit GF	0	9,502.84	C
91032.0 Warrants Redeemed			Source Code Total: (990.00)	
11/20	Paid Warrants	0	(135.00)	D
11/23	Paid Warrants	0	(750.00)	D
11/25	Paid Warrants	0	(105.00)	D
91702.0 Transfer out			Source Code Total: (1,941,366.11)	
11/30	Transfer per request dtd 11/24/20	0	(1,941,366.11)	D
6065540000 Chino Valley Fire Dist GF			Ending Balance: 671,212.71	

Warrant Detail

Payee Name	Warrant	Amount	Issue Dt	Status Dt	Voucher
6065540000 Chino Valley Fire Dist GF			Account Total: 990.00		
Fund: 0655			Fund Total: 990.00		
Status: PAID			Status Total: 990.00		
/	0706550020	750.00	11/02/20	11/23/20	
/	0706550021	105.00	11/16/20	11/25/20	
/	0706550022	135.00	11/16/20	11/20/20	
		Count	Amount		
Total PAID:		3	990.00		

Chino Valley Fire District
Bank Reconciliation Summary
For the Bank Statement ending: 11/30/2020

BANK CONTROL ID: GEN - GENERAL FUND		DESC: GENERAL FUND	ACCOUNT NO: 000000000000000
Beginning Balance:	11/01/20		\$2,056,425.00
Deposits and Credits:			\$557,143.82
Checks and Charges:			(\$1,942,356.11)
Adjustments:			\$0.00
Ending Balance Per Reconciliation:			\$671,212.71
Ending Balance Per Bank Statement:	11/30/20		\$671,212.71
* Outstanding Deposits and Credits:	11/30/20		\$0.00
* Outstanding Checks and Charges:	11/30/20		\$0.00
Ending Book Balance:			\$671,212.71

* Outstanding amounts are all outstanding credits and charges dated prior or equal to the Reconciliation date.

Chino Valley Fire District
BR Checks and Charges Cleared
For the Bank Statement ending: 11/30/20

GEN		General Fund			0000000000000000	
Date	Document	Description	Module	Company	Amount	
11/02/20	706550020	SC Audit and Accounting	AP	CHINOV	\$750.00	
11/16/20	706550021	Awards Etc.	AP	CHINOV	\$105.00	
11/16/20	706550022	Nicolas J. Cornelius	AP	CHINOV	\$135.00	
11/30/20	Cash With Yav Cty	Fire Authority Funding Novembe	GL	CHINOV	\$1,941,366.11	
TOTAL CHECKS AND CHARGES CLEARED:					\$1,942,356.11	

Chino Valley Fire District
BR Checks and Charges Outstanding
For the Bank Statement ending:

<u>Date</u>	<u>Document</u>	<u>Description</u>	<u>Module</u>	<u>Company</u>	<u>Amount</u>
-------------	-----------------	--------------------	---------------	----------------	---------------

TOTAL CHECKS AND CHARGES OUTSTANDING:

Chino Valley Fire District
BR Deposits and Credits Cleared
For the Bank Statement ending: 11/30/20

GEN		General Fund			0000000000000000
Date	Document	Description	Module	Company	Amount
11/30/20	Cash With Yav Cty	GF Tax and Interest Revenue No	GL	CHINOV	\$547,640.98
11/30/20	Cash With Yav Cty	County Error Adj For 10/20 Sol	GL	CHINOV	\$9,502.84
TOTAL DEPOSITS AND CREDITS CLEARED:					\$557,143.82

Chino Valley Fire District
BR Deposits and Credits Outstanding
For the Bank Statement ending:

Date	Document	Description	Module	Company	Amount
------	----------	-------------	--------	---------	--------

TOTAL DEPOSITS AND CREDITS OUTSTANDING:

Document Number	Date	BR Status	Void?	Description	Date Cleared	Amount
-----------------	------	-----------	-------	-------------	--------------	--------

MODULE: CHECKS FROM ACCOUNTS PAYABLE

BANK CONTROL ID: GEN - GENERAL FUND

706550020	11/02/20	Marked	No	SC Audit and Accounting	12/09/20	\$750.00
706550021	11/16/20	Marked	No	Awards Etc.	12/09/20	\$105.00
706550022	11/16/20	Marked	No	Nicolas J. Cornelius	12/09/20	\$135.00
SUB TOTAL FOR BANK:						\$990.00
TOTAL FOR MODULE:						\$990.00

MODULE: JOURNAL ENTRIES FROM GENERAL LEDGER

BANK CONTROL ID: GEN - GENERAL FUND

Cash With Yav Cty	11/30/20	Marked	No	Fire Authority Funding Novembe	12/09/20	\$1,941,366.11
Cash With Yav Cty	11/30/20	Marked	No	GF Tax and Interest Revenue No	12/09/20	\$547,640.98
Cash With Yav Cty	11/30/20	Marked	No	County Error Adj For 10/20 Sol	12/09/20	\$9,502.84
SUB TOTAL FOR BANK:						\$2,498,509.93
TOTAL FOR MODULE:						\$2,498,509.93

Chino Valley Fire District
BR Adjustments Report
For the Bank Statement ending:

Date	Document	Description	GL Account	Offset Amt	Adj. Amt
------	----------	-------------	------------	------------	----------

DOCUMENT:

ADJUSTMENT DOCUMENT " TOTAL:

TOTAL FOR ALL ADJUSTMENTS:

12/9/20
3:30:08 PM

Chino Valley Fire District
Income Statement
(Original Budget to Actual Comparison)
For the period of 11/1/2020 Through 11/30/2020

Fund: (10) General Fund

	Account	Actual	Current Period Budget	Variance	%	Actual	Year To Date Budget	Variance	%
<u>Revenues</u>									
Real Estate Tax	10400000000	\$493,610.82	\$0.00	\$493,610.82	0.0%	\$2,296,339.43	\$4,497,237.00	\$(2,200,897.57)	(48.9)%
Personal Property Tax	10410000000	15,193.91	0.00	15,193.91	0.0	58,760.12	0.00	58,760.12	0.0
Fire District Assistance Tax	10420000000	48,339.09	0.00	48,339.09	0.0	213,130.53	400,000.00	(186,869.47)	(46.7)
Interest Income-General Fund	10490000000	0.00	0.00	0.00	0.0	660.10	0.00	660.10	0.0
Rebates/Refunds	10500000000	0.00	0.00	0.00	0.0	0.00	2,000.00	(2,000.00)	(100.0)
Net Revenues		\$557,143.82	\$0.00	\$557,143.82	0.0 %	\$2,568,890.18	\$4,899,237.00	\$(2,330,346.82)	(47.6)%
<u>Program Expenses</u>									
Fire Authority Funding	10670010000	\$1,941,366.11	\$0.00	\$(1,941,366.11)	0.0%	\$2,068,874.62	\$4,860,737.00	\$2,791,862.38	57.4%
Total Program Expenses		\$1,941,366.11	\$0.00	\$(1,941,366.11)	0.0 %	\$2,068,874.62	\$4,860,737.00	\$2,791,862.38	57.4 %
<u>Fund Raising Expenses</u>									
Audit & Accounting	10640010000	\$750.00	\$0.00	\$(750.00)	0.0%	\$750.00	\$7,500.00	\$6,750.00	90.0%
Other Prof Services/Admin	10640510000	0.00	0.00	0.00	0.0	0.00	25,000.00	25,000.00	100.0
Legal Services - Routine	10641010000	135.00	0.00	(135.00)	0.0	652.50	5,000.00	4,347.50	87.0
Fire Board Expenses	10644110000	105.00	0.00	(105.00)	0.0	105.00	1,000.00	895.00	89.5
Total Fund Raising Expenses		\$990.00	\$0.00	\$(990.00)	0.0 %	\$1,507.50	\$38,500.00	\$36,992.50	96.1 %
Total Expenses		\$1,942,356.11		\$(1,942,356.11)		\$2,070,382.12	\$4,899,237.00	\$2,828,854.88	57.7%
Net Income (Loss)		\$(1,385,212.29)	\$0.00	\$(1,385,212.29)	0.0%	\$498,508.06	\$0.00	\$498,508.06	0.0%

12/9/20
3:30:28 PM

Chino Valley Fire District

Balance Sheet

As of 11/30/2020

Fund: (10) General Fund

Assets

Current Assets

Cash with Yavapai County	\$671,212.71	
Taxes Receivable	139,760.13	
Total Current Assets		\$810,972.84
Total Assets		\$810,972.84

Liabilities and Net Assets

Current Liabilities

Accounts Payable	\$270.00	
Deferred Compensation (Prop Tax)	99,079.00	
CAFMA Accounts Payable	57,128.00	
Total Current Liabilities		\$156,477.00
Total Liabilities		\$156,477.00

Net Assets

Fund Balance	\$(3,943,030.55)	
Current Year Net Assets	498,508.06	
Total Net Assets		(3,444,522.49)
Total Liabilities and Net Assets		\$(3,288,045.49)

Chino Valley Fire District
GL Account Ledger - Detail By Period
11/1/2020 through 11/30/2020

Batch	Journal	Entry #	Date	Job	Document	Description	Debits	Credits	Balance
10.1100.0.0.000			CASH WITH YAVAPAI COUNTY						\$2,056,425.00
2137	CD	143597	11/02/20		706550020	SC Audit and Accounting - Cash Disbursement SCAUD1	-	750.00	2,055,675.00
2143	CD	143638	11/16/20		706550021	Awards Etc. - Cash Disbursement AWAETC	-	105.00	2,055,570.00
2143	CD	143641	11/16/20		706550022	Nicolas J. Cornelius - Cash Disbursement CORNIC	-	135.00	2,055,435.00
2144	GJ	143644	11/30/20		Cash With Yav Cty	Fire Authority Funding November 2020	-	1,941,366.11	114,068.89
2145	GJ	143645	11/30/20		Cash With Yav Cty	GF Tax and Interest Revenue Nov, 2020	547,640.98	-	661,709.87
2146	GJ	143649	11/30/20		Cash With Yav Cty	County Error Adj For 10/20 Solar Rebate Trf	9,502.84	-	671,212.71
CASH WITH YAVAPAI COUNTY TOTALS:							\$557,143.82	\$1,942,356.11	\$671,212.71
TOTAL OF LEDGER:							\$557,143.82	\$1,942,356.11	\$671,212.71

Chino Valley Fire District
GL Trial Balance Worksheet
For The Period of 11/1/2020 through 11/30/2020

Account	Description	Balances				Adjustments
		Beginning	Debits	Credits	Ending	
10.1100.0.0.000	Cash with Yavapai County	\$2,056,425.00	\$557,143.82	\$1,942,356.11	\$671,212.71	
TOTALS:		<u>\$2,056,425.00</u>	<u>\$557,143.82</u>	<u>\$1,942,356.11</u>	<u>\$671,212.71</u>	

* Inactive accounts are marked and appear in grey.

CHINO VALLEY FIRE DISTRICT
BOND DEBT SERVICE ACCOUNT: 6-65640-7000
BANK RECONCILIATION NOVEMBER, 2020

Reconciliation:

Beginning Balance (CVFD):	\$	283,505.13
Deposits:	\$	45,620.81
Transfer Out: By County - Solar Rebate:	\$	(9,502.84)
Interest Income:	\$	-
Principal and Interest Payments:	\$	-
Interest Paid on Tax Roll Corrections:	\$	-
Ending Balance:	\$	319,623.10

Difference Between Balances: \$ -

Bank Statement Balance:

Balance Per Bank:	\$	319,623.10
Outstanding Adjustments:	\$	-

Ending Balance: \$ 319,623.10

Deposits Per Bank Statement:

Fire District Deposits:	\$	-
Real Estate Taxes:	\$	44,226.47
Personal Property Taxes:	\$	1,394.34
Interest Revenue:	\$	-
Transfer In:	\$	-
Ending Balance:	\$	45,620.81

Reconciliation Approved By:

Scott Freitag

Scott Freitag, Fire Chief



Digitally signed by Scott Freitag
Date: 2020.12.10 14:24:19 -07'00'

Reconciliation Reviewed By:

Dave Tharp

David Tharp, Assistant Chief of Administration



Digitally signed by Dave Tharp
Date: 2020.12.10 13:05:53 -07'00'

Reconciliation Prepared By:

Karen Butler

Karen Butler, Finance Manager



Digitally signed by Karen Butler
Date: 2020.12.09 16:45:45 -07'00'

CHINO VALLEY FIRE DISTRICT
BOND DEBT FUND - NOVEMBER, 2020

Real Estate Taxes:	\$	44,226.47
UPP Taxes:	\$	1,394.34
Interest Received:	\$	-
Other:	\$	-

| **TOTAL:** | **\$** | **45,620.81** |



Yavapai County Treasurer

Monthly Statement

Date Range: 11/1/2020 to 11/30/2020

Chino Valley Fire Dist BDS
Fund: 6065640700



Yavapai County Treasurer

Monthly Statement

Date Range: 11/1/2020 to 11/30/2020

Account	Period	YTD		
6065640700	Chino Valley Fire Dist BDS			
Begin Balance:	283,505.13	104,355.10		
Income:	45,620.81 ✓	224,770.84		
LOC Advance:	.00	.00		
Expense:	(9,502.84)	(9,502.84)	LOC:	.00
LOC Payments:	.00	.00	Warrants Outstanding:	.00
Cash Balance:	319,623.10	319,623.10	End:	319,623.10

Monthly Statement Summary

Source Code	Description		MTDAmount	YTDAmount
6065640700 Chino Valley Fire Dist BDS		Beginning Balance:	283,505.13	104,355.10
11100.2017	2017 Real Estate Taxes		.00	.77
11100.2018	2018 Real Estate Taxes		.00	.26
11100.2019	2019 Real Estate Taxes		391.52	6,660.30
11100.2020	2020 Real Estate Taxes		43,834.95	207,457.93
12100.2009	2009 Personal Property Taxes		.55	.55
12100.2014	2014 Personal Property Taxes		.14	2.56
12100.2015	2015 Personal Property Taxes		7.73	7.73
12100.2016	2016 Personal Property Taxes		7.20	15.09
12100.2017	2017 Personal Property Taxes		6.94	41.13
12100.2018	2018 Personal Property Taxes		6.57	189.46
12100.2019	2019 Personal Property Taxes		12.08	573.35
12100.2020	2020 Personal Property Taxes		1,353.13	4,624.15
38108.0	Interest on Investments Charles Schwab		.00	186.81
38109.0	Interest on Investments St Treas		.00	53.41
38113.0	Interest on Investments-Wells Fargo		.00	205.92
7376.0	Transfer in		.00	4,751.42
91702.0	Transfer out		(9,502.84)	(9,502.84)
		Ending Balance:	319,623.10	319,623.10

Monthly Statement Detail

Date	Notes	Doc #	Amount	C/D
6065640700	Chino Valley Fire Dist BDS		Beginning Balance: 283,505.13	
11100.2019	2019 Real Estate Taxes		Source Code Total: 391.52	
11/02	Tax Distribution	0	7.11	C
11/02	Tax Distribution	0	10.79	C
11/03	Tax Distribution	0	7.36	C
11/04	Tax Distribution	0	21.09	C
11/04	Error correction - duplicated entries 8/4/2020	0	(67.79)	C
11/05	Tax Distribution	0	4.70	C
11/06	Tax Distribution	0	.17	C



Yavapai County Treasurer

Monthly Statement

Date Range: 11/1/2020 to 11/30/2020

11/09	Tax Distribution	0	9.00	C
11/12	Tax Distribution	0	21.80	C
11/12	Tax Distribution	0	5.07	C
11/13	Tax Distribution	0	3.79	C
11/16	Tax Distribution	0	320.38	C
11/17	Tax Distribution	0	1.86	C
11/18	Tax Distribution	0	.08	C
11/18	Tax Distribution	0	1.23	C
11/19	Tax Distribution	0	8.86	C
11/25	Tax Distribution	0	7.69	C
11/25	Tax Distribution	0	.48	C
11/30	Tax Distribution	0	27.85	C
11100.2020 2020 Real Estate Taxes			Source Code Total: 43,834.95	
11/02	Tax Distribution	0	166.34	C
11/02	Tax Distribution	0	8,002.86	C
11/02	Tax Distribution	0	1,079.64	C
11/02	Tax Distribution	0	631.59	C
11/02	Tax Distribution	0	425.57	C
11/02	Tax Distribution	0	466.32	C
11/03	Tax Distribution	0	76.72	C
11/03	Tax Distribution	0	2,566.95	C
11/03	Tax Distribution	0	160.34	C
11/03	Tax Distribution	0	1,558.74	C
11/03	Tax Distribution	0	1,336.73	C
11/03	Tax Distribution	0	454.74	C
11/03	Tax Distribution	0	484.97	C
11/04	Tax Distribution	0	119.11	C
11/04	Tax Distribution	0	1,112.65	C
11/04	Tax Distribution	0	240.18	C
11/04	Tax Distribution	0	1,197.81	C
11/04	Tax Distribution	0	1,679.35	C
11/04	Tax Distribution	0	258.35	C
11/04	Tax Distribution	0	466.67	C
11/05	Tax Distribution	0	1.21	C
11/05	Tax Distribution	0	651.10	C
11/05	Tax Distribution	0	2,227.45	C
11/05	Tax Distribution	0	800.24	C
11/05	Tax Distribution	0	1,210.62	C
11/05	Tax Distribution	0	598.20	C
11/06	Tax Distribution	0	45.99	C
11/06	Tax Distribution	0	850.52	C
11/06	Tax Distribution	0	238.92	C
11/06	Tax Distribution	0	706.71	C



Yavapai County Treasurer

Monthly Statement

Date Range: 11/1/2020 to 11/30/2020

11/06	Tax Distribution	0	425.15	C
11/09	Tax Distribution	0	363.42	C
11/09	Tax Distribution	0	682.16	C
11/09	Tax Distribution	0	451.01	C
11/09	Tax Distribution	0	177.47	C
11/10	Tax Distribution	0	251.34	C
11/10	Tax Distribution	0	369.50	C
11/10	Tax Distribution	0	213.11	C
11/10	Tax Distribution	0	174.22	C
11/10	Tax Distribution	0	257.90	C
11/12	Tax Distribution	0	233.65	C
11/12	Tax Distribution	0	(5.47)	C
11/12	Tax Distribution	0	395.09	C
11/12	Tax Distribution	0	320.35	C
11/12	Tax Distribution	0	45.46	C
11/13	Tax Distribution	0	172.17	C
11/13	Tax Distribution	0	(20.65)	C
11/13	Tax Distribution	0	2,242.43	C
11/13	Tax Distribution	0	65.79	C
11/16	Tax Distribution	0	75.68	C
11/16	Tax Distribution	0	24.29	C
11/16	Tax Distribution	0	154.60	C
11/16	Tax Distribution	0	104.98	C
11/16	Tax Distribution	0	48.54	C
11/17	Tax Distribution	0	246.60	C
11/17	Tax Distribution	0	(37.94)	C
11/17	Tax Distribution	0	40.29	C
11/17	Tax Distribution	0	1,051.04	C
11/17	Tax Distribution	0	47.73	C
11/17	Tax Distribution	0	244.38	C
11/17	Tax Distribution	0	71.95	C
11/18	Tax Distribution	0	(48.02)	C
11/18	Tax Distribution	0	4.66	C
11/18	Tax Distribution	0	82.05	C
11/18	Tax Distribution	0	111.58	C
11/18	Tax Distribution	0	214.85	C
11/19	Tax Distribution	0	56.79	C
11/19	Tax Distribution	0	391.05	C
11/19	Tax Distribution	0	106.18	C
11/19	Tax Distribution	0	387.04	C
11/20	Tax Distribution	0	589.03	C
11/23	Tax Distribution	0	60.83	C
11/23	Tax Distribution	0	46.74	C



Yavapai County Treasurer

Monthly Statement

Date Range: 11/1/2020 to 11/30/2020

11/23	Tax Distribution	0	351.47	C
11/23	Tax Distribution	0	768.30	C
11/24	Tax Distribution	0	291.39	C
11/24	Tax Distribution	0	299.00	C
11/24	Tax Distribution	0	50.84	C
11/25	Tax Distribution	0	48.46	C
11/25	Tax Distribution	0	498.03	C
11/30	Tax Distribution	0	175.33	C
11/30	Tax Distribution	0	572.61	C
11/30	Tax Distribution	0	73.91	C
12100.2009 2009 Personal Property Taxes			Source Code Total: .55	
11/05	Tax Distribution	0	.55	C
12100.2014 2014 Personal Property Taxes			Source Code Total: .14	
11/04	Tax Distribution	0	.14	C
12100.2015 2015 Personal Property Taxes			Source Code Total: 7.73	
11/04	Tax Distribution	0	7.73	C
12100.2016 2016 Personal Property Taxes			Source Code Total: 7.20	
11/04	Tax Distribution	0	7.20	C
12100.2017 2017 Personal Property Taxes			Source Code Total: 6.94	
11/04	Tax Distribution	0	6.94	C
12100.2018 2018 Personal Property Taxes			Source Code Total: 6.57	
11/04	Tax Distribution	0	6.57	C
12100.2019 2019 Personal Property Taxes			Source Code Total: 12.08	
11/04	Tax Distribution	0	6.16	C
11/06	Tax Distribution	0	5.83	C
11/18	Tax Distribution	0	.09	C
12100.2020 2020 Personal Property Taxes			Source Code Total: 1,353.13	
11/02	Tax Distribution	0	4.47	C
11/02	Tax Distribution	0	10.24	C
11/02	Tax Distribution	0	10.52	C
11/02	Tax Distribution	0	8.24	C
11/03	Tax Distribution	0	112.22	C
11/03	Tax Distribution	0	17.97	C
11/03	Tax Distribution	0	63.84	C
11/03	Tax Distribution	0	30.06	C
11/03	Tax Distribution	0	8.66	C
11/03	Tax Distribution	0	2.31	C
11/04	Tax Distribution	0	60.53	C
11/04	Tax Distribution	0	1.80	C
11/04	Tax Distribution	0	45.41	C
11/04	Tax Distribution	0	7.18	C
11/05	Tax Distribution	0	36.25	C
11/05	Tax Distribution	0	62.62	C



Yavapai County Treasurer

Monthly Statement

Date Range: 11/1/2020 to 11/30/2020

11/05	Tax Distribution	0	93.45	C
11/05	Tax Distribution	0	186.28	C
11/05	Tax Distribution	0	10.37	C
11/06	Tax Distribution	0	18.20	C
11/06	Tax Distribution	0	14.55	C
11/06	Tax Distribution	0	15.65	C
11/06	Tax Distribution	0	22.57	C
11/09	Tax Distribution	0	17.02	C
11/09	Tax Distribution	0	68.89	C
11/09	Tax Distribution	0	20.16	C
11/09	Tax Distribution	0	2.57	C
11/10	Tax Distribution	0	18.74	C
11/10	Tax Distribution	0	25.50	C
11/10	Tax Distribution	0	3.02	C
11/12	Tax Distribution	0	20.68	C
11/12	Tax Distribution	0	31.52	C
11/13	Tax Distribution	0	32.13	C
11/16	Tax Distribution	0	14.95	C
11/16	Tax Distribution	0	.78	C
11/17	Tax Distribution	0	14.65	C
11/17	Tax Distribution	0	26.78	C
11/17	Tax Distribution	0	19.55	C
11/17	Tax Distribution	0	2.59	C
11/18	Tax Distribution	0	25.12	C
11/18	Tax Distribution	0	10.16	C
11/19	Tax Distribution	0	4.75	C
11/19	Tax Distribution	0	29.24	C
11/20	Tax Distribution	0	19.98	C
11/23	Tax Distribution	0	4.99	C
11/24	Tax Distribution	0	50.82	C
11/24	Tax Distribution	0	8.57	C
11/25	Tax Distribution	0	8.49	C
11/30	Tax Distribution	0	27.42	C
11/30	Tax Distribution	0	.67	C
91702.0 Transfer out			Source Code Total: (9,502.84)	
11/25	Error correction- Debit BDS account Credit GF	0	(9,502.84)	D
6065640700 Chino Valley Fire Dist BDS				Ending Balance: 319,623.10

Chino Valley Fire District
Bank Reconciliation Summary
For the Bank Statement ending: 11/30/2020

BANK CONTROL ID: BDS - YAVAPAI COUNTY TREASURER		DESC: BOND DEBT SERVICE	ACCOUNT NO: 6-65640-7000
Beginning Balance:	11/01/20		\$283,505.13
Deposits and Credits:			\$45,620.81
Checks and Charges:			(\$9,502.84)
Adjustments:			\$0.00
Ending Balance Per Reconciliation:			\$319,623.10
Ending Balance Per Bank Statement:	11/30/20		\$319,623.10
* Outstanding Deposits and Credits:	11/30/20		\$0.00
* Outstanding Checks and Charges:	11/30/20		\$0.00
Ending Book Balance:			\$319,623.10

* Outstanding amounts are all outstanding credits and charges dated prior or equal to the Reconciliation date.

Chino Valley Fire District
BR Checks and Charges Cleared
For the Bank Statement ending: 11/30/20

BDS		Yavapai County Treasurer		Bond Debt Service		6-65640-7000
Date	Document	Description	Module	Company	Amount	
11/30/20	Cash With Yav Cty	BDS County Error Adj-Solar Reb	GL	CHINOV	\$9,502.84	
TOTAL CHECKS AND CHARGES CLEARED:					\$9,502.84	

Chino Valley Fire District
BR Checks and Charges Outstanding
For the Bank Statement ending:

<u>Date</u>	<u>Document</u>	<u>Description</u>	<u>Module</u>	<u>Company</u>	<u>Amount</u>
-------------	-----------------	--------------------	---------------	----------------	---------------

TOTAL CHECKS AND CHARGES OUTSTANDING:

Chino Valley Fire District
BR Deposits and Credits Outstanding
For the Bank Statement ending:

Date	Document	Description	Module	Company	Amount
------	----------	-------------	--------	---------	--------

TOTAL DEPOSITS AND CREDITS OUTSTANDING:

Chino Valley Fire District
BR Deposits and Credits Cleared
For the Bank Statement ending: 11/30/20

BDS	Yavapai County Treasurer	Bond Debt Service	6-65640-7000
-----	--------------------------	-------------------	--------------

Date	Document	Description	Module	Company	Amount
11/30/20	Cash With Yav Cty	BDS Tax and Interest Revenue N	GL	CHINOV	\$45,620.81
TOTAL DEPOSITS AND CREDITS CLEARED:					\$45,620.81

Document Number	Date	BR Status	Void?	Description	Date Cleared	Amount
MODULE: JOURNAL ENTRIES FROM GENERAL LEDGER						
BANK CONTROL ID: BDS - YAVAPAI COUNTY TREASURER						
Cash With Yav Cty	11/30/20	Marked	No	BDS Tax and Interest Revenue N	12/09/20	\$45,620.81
Cash With Yav Cty	11/30/20	Marked	No	BDS County Error Adj-Solar Reb	12/09/20	\$9,502.84
SUB TOTAL FOR BANK:						\$55,123.65
TOTAL FOR MODULE:						\$55,123.65

Chino Valley Fire District
BR Adjustments Report
For the Bank Statement ending:

Date	Document	Description	GL Account	Offset Amt	Adj. Amt
------	----------	-------------	------------	------------	----------

DOCUMENT:

ADJUSTMENT DOCUMENT " TOTAL:

TOTAL FOR ALL ADJUSTMENTS:

12/9/20
4:36:12 PM

Chino Valley Fire District
Income Statement
(Original Budget to Actual Comparison)
For the period of 11/1/2020 Through 11/30/2020

Fund: (40) Bond Service Fund

	Current Period					Year To Date			
	Account	Actual	Budget	Variance	%	Actual	Budget	Variance	%
<u>Revenues</u>									
Real Estate Tax	40420000002	\$34,723.63	\$0.00	\$34,723.63	0.0%	\$209,367.84	\$0.00	\$209,367.84	0.0%
Personal Tax Revenue	40420500000	1,394.34	0.00	1,394.34	0.0	5,454.02	0.00	5,454.02	0.0
Net Revenues		\$36,117.97	\$0.00	\$36,117.97	0.0 %	\$214,821.86	\$0.00	\$214,821.86	0.0 %
Income (Loss) from Operations		\$36,117.97	\$0.00	\$36,117.97	0.0%	\$214,821.86	\$0.00	\$214,821.86	0.0%
<u>Other Income (Expense)</u>									
Bond Debt Service Interest Revenue	40430000000	\$0.00	\$0.00	\$0.00	0.0%	\$446.14	\$0.00	\$446.14	0.0%
Total Other Income (Expense)		\$0.00	\$0.00	\$0.00	0.0 %	\$446.14	\$0.00	\$446.14	0.0 %
Net Income (Loss)		\$36,117.97	\$0.00	\$36,117.97	0.0%	\$215,268.00	\$0.00	\$215,268.00	0.0%

Chino Valley Fire District

Balance Sheet
As of 11/30/2020

Fund: (40) Bond Service Fund
Account: (1105) Not Defined

Assets		
<u>Current Assets</u>		
Bond Debt Service	\$319,623.10	
Total Current Assets		\$319,623.10
Total Assets		\$319,623.10
Total Liabilities and Net Assets		\$0.00

Chino Valley Fire District
GL Account Ledger - Detail By Period
11/1/2020 through 11/30/2020

Batch	Journal	Entry #	Date	Job	Document	Description	Debits	Credits	Balance
40.1105.0.0.000						BOND DEBT SERVICE			\$283,505.13
2147	GJ	143651	11/30/20		Cash With Yav Cty	BDS Tax and Interest Revenue Nov 2020	45,620.81	-	329,125.94
2148	GJ	143655	11/30/20		Cash With Yav Cty	BDS County Error Adj-Solar Rebate	-	9,502.84	319,623.10
BOND DEBT SERVICE TOTALS:							<u>\$45,620.81</u>	<u>\$9,502.84</u>	<u>\$319,623.10</u>
TOTAL OF LEDGER:							<u>\$45,620.81</u>	<u>\$9,502.84</u>	<u>\$319,623.10</u>

Chino Valley Fire District
GL Trial Balance Worksheet
For The Period of 11/1/2020 through 11/30/2020

Account	Description	Balances				Adjustments
		Beginning	Debits	Credits	Ending	
40.1105.0.0.000	Bond Debt Service	\$283,505.13	\$45,620.81	\$9,502.84	\$319,623.10	
TOTALS:		<u>\$283,505.13</u>	<u>\$45,620.81</u>	<u>\$9,502.84</u>	<u>\$319,623.10</u>	

* Inactive accounts are marked and appear in grey.

TO: Fire Board
FROM: Chief Freitag
DATE: December 17, 2020

SUBJECT: APPROVE ANNEXATION, LINDQUIST, PARCEL 303-03-003S

The Lindquists own three parcels, two of which were approved and annexed by the Board of Directors at the September 28, 2020 meeting, and a third that is also contiguous to the CVFD boundary, parcel 303-03-003S.

Yavapai County included the neighboring third parcel, 303-03-003S, in their official annexation and considers the parcel annexed into our Fire District. The homeowner has approved the annexation of -003S. The approved and recorded resolution has been included for review.

This has been added to the Consent Agenda so that the Board may officially approve.

If you have any questions, please call Assistant Chief of Administration Tharp or myself at 772-7711.



Recorded at the request of:
CHINO VALLEY FIRE DISTRICT

When recorded, mail to:
Chino Valley Fire District
8603 E. Eastridge Drive
Prescott Valley, AZ 86314

CAPTION OF DOCUMENT: RESOLUTION NO. 2020-13

ANNEXATION -
LINDQUIST PROPERTIES
PARCELS 303-03-003P AND 303-03-003T

CHINO VALLEY FIRE DISTRICT

Resolution No. 2020-13

Annexation – Lindquist – Parcels 303-03-003P and 303-03-003T – 28555 North Feather
Mountain Road, Paulden, Arizona

A FORMAL RESOLUTION OF THE ELECTED BOARD OF THE CHINO VALLEY FIRE DISTRICT ORDERING A CHANGE OF THE FIRE DISTRICT BOUNDARIES TO INCLUDE THAT PROPERTY DESCRIBED IN EXHIBIT "A" AS ATTACHED HERETO;

WHEREAS, Chino Valley Fire District Governing Board has been presented with a valid request for annexation of the area of the property described in Exhibit "A" as attached hereto, requesting that said property be annexed into the jurisdictional boundaries of the District; and

WHEREAS, the subject property is located within Yavapai County and is contiguous to the boundaries of Chino Valley Fire District as shown on the map attached hereto as Exhibit "B"; and

WHEREAS, all other pertinent requirements of A.R.S. § 48-262 have been addressed and met according to law; and

WHEREAS, the Chino Valley Fire District Board has determined that the inclusion of the subject property within the boundaries of the Chino Valley Fire District will benefit the Chino Valley Fire District and the property owner.

NOW THEREFORE, BE IT RESOLVED that the Fire District Board of Directors does hereby find that the proposed annexation satisfies the requirements of A.R.S. § 48-262(I), and does hereby order the change to its boundaries to include the area described above, as more specifically set forth in the attached legal description Exhibit "A" and map Exhibit "B".

APPROVED AND ADOPTED this 28 day of September, 2020.



Fire Board Chairperson
Chino Valley Fire District



Fire Board Clerk
Chino Valley Fire District

EXHIBIT A

PARCEL I:

Government Lots 2, 3, 4 and 5, of Section 9, Township 18 North, Range 2 West of the Gila and Salt River Base and Meridian, Yavapai County, Arizona, also known as the Northwest quarter of said Section 9.

Except all oil, gas and other petroleum products as reserved from said land.

Also excepting all that portion of the Northwest quarter of said Section 9, Township 18 North, Range 2 West of the Gila and Salt River Base and Meridian, Yavapai County, described as follows:

Beginning at the West quarter corner of Section 9, marked with a General Land Office Brass Capped Pipe Monument;

Thence North 01 degrees, 25 minutes, 30 seconds West, (basis of bearing) 620.00 feet along the West section line to a one-half inch rebar and the TRUE POINT OF BEGINNING;

Thence North 01 degrees, 25 minutes, 30 seconds West, 544.00 feet to a one-half inch rebar;

Thence North 85 degrees, 04 minutes, 23 seconds East, 218.72 feet to a one-half inch rebar;

Thence South 18 degrees, 13 minutes, 50 seconds East, 280.71 feet to a one-half inch rebar;

Thence South 74 degrees, 59 minutes, 32 seconds East, 200.00 feet;

Thence South 04 degrees, 14 minutes, 33 seconds West, 368.04 feet to a one-half inch rebar;

Thence North 74 degrees, 59 minutes, 32 seconds West, 474.33 feet to the TRUE POINT OF BEGINNING.

PARCEL II:

All that portion of the Northwest quarter of said Section 9, Township 18 North, Range 2 West of the Gila and Salt River Base and Meridian, Yavapai County, described as follows:

Beginning at the West quarter corner of Section 9, marked with a General Land Office Brass Capped Pipe Monument;

Thence North 01 degrees, 25 minutes, 30 seconds West, (basis of bearing) 620.00 feet along the West section line to a one-half inch rebar and the TRUE POINT OF BEGINNING;

Thence North 01 degrees, 25 minutes, 30 seconds West, 544.00 feet to a one-half inch rebar;

Thence North 85 degrees, 04 minutes, 23 seconds East, 218.72 feet to a one-half inch rebar;

Thence South 18 degrees, 13 minutes, 50 seconds East, 280.71 feet to a one-half inch rebar;

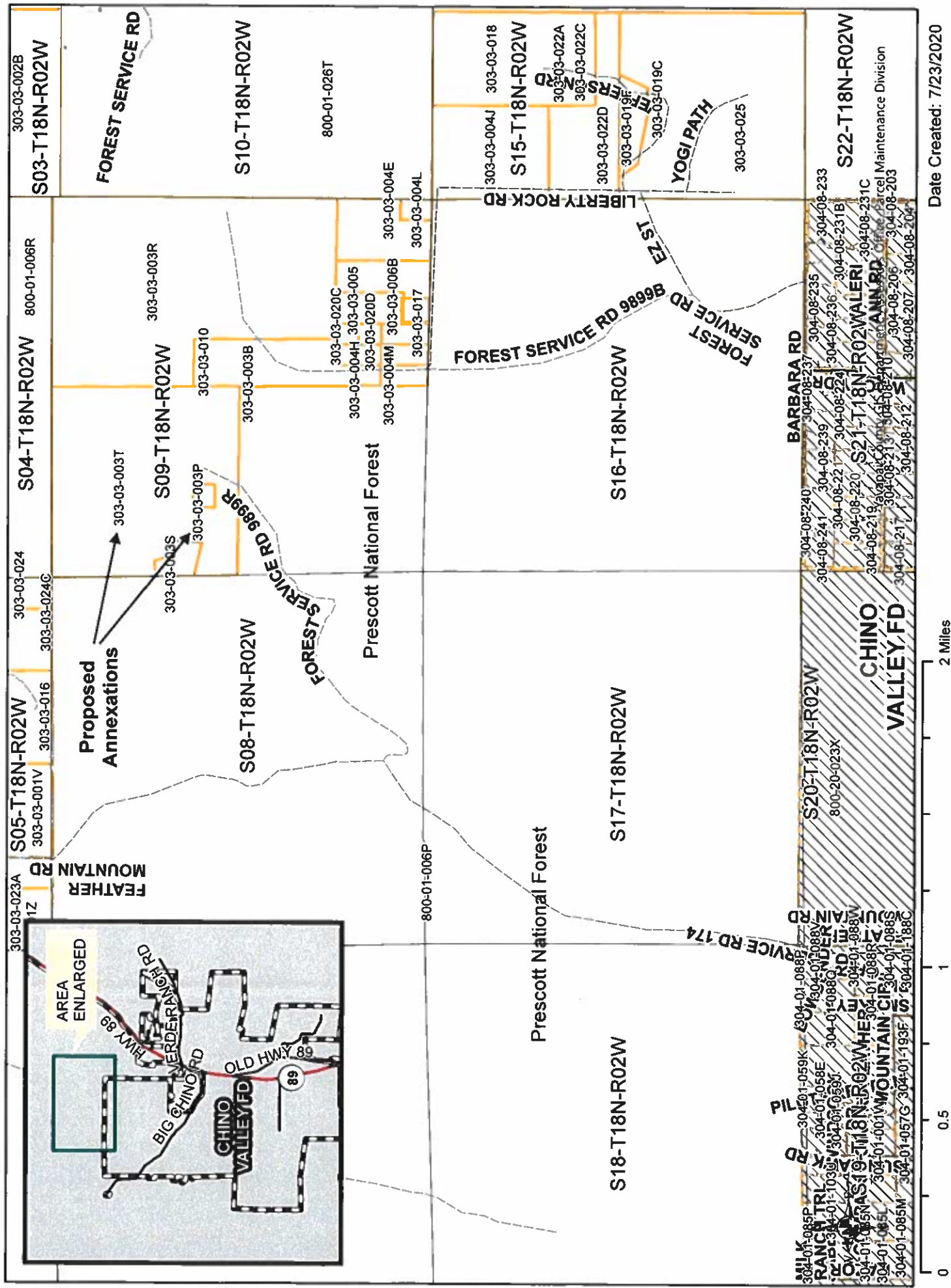
Thence South 74 degrees, 59 minutes, 32 seconds East, 200.00 feet;

Thence South 04 degrees, 14 minutes, 33 seconds West, 368.04 feet to a one-half inch rebar;

Thence North 74 degrees, 59 minutes, 32 seconds West, 474.33 feet to the TRUE POINT OF BEGINNING.

Except all oil, gas and other petroleum products as reserved from said land.

EXHIBIT B





Chino Valley Fire District Single Parcel Annexation Request Form

Please return completed form along with the legal description to begin the process. A 'clean' legal description is necessary to annex, meaning re-typed and void of a title, headers, footers, page numbers, watermarks, handwriting, or other excess information. Refer to included checklist for further guidance.

Please mail this form and the legal description to:

Chino Valley Fire District
Governing Board
8603 E. Eastridge Drive
Prescott Valley, Arizona 86314

Date: 7/21/2020

Dear Board Chairman,

As per A.R.S. § 48-262(H), I would like to request my property be annexed into the boundaries of the Chino Valley Fire District.

My property is adjacent to your current boundaries and is more specifically described as:

Parcel #: 303-03-003P Section/Township/Range: Section 9/Township 18 North/Range 2 West

Physical Address: 28555 N. Feather Mountain Rd, Paulden, AZ
86334

Owner's Name: Rose and Todd Lindquist

Mailing Address: P.O. Box 1060
Paulden, AZ 86334

Number of people living in this home: 2

I appreciate your consideration on this matter and look forward to hearing from you.

Signature of Owner: [Signature]

Signature of Co-Owner: [Signature]



2021 – 2022 FISCAL YEAR

BUDGET DEVELOPMENT SCHEDULE

December	17	1600 hrs.	Establish Budget Schedule – CVFD, CYFD, CAFMA
January	21	1700 hrs.	<u>All Base Budget forms submitted to Appropriate Chiefs with written justifications</u>
January	28	1700 hrs.	All Base Budget changes to Assistant Chief Admin
February	01	1000 hrs.	Senior Staff Discuss Base Budget's
February	03	0900 hrs.	Wage & Benefit Committee Meeting – discuss requests
February	15		Obtain Final Assessed Value from Yavapai County
February	18	1700 hrs.	<u>PIR's / special requests must be submitted to Assistant Chiefs with written justifications</u>
February	22	1600 hrs.	Board Meeting – Discuss Budget Guidelines/ Fiscal Projections
March	01	1000 hrs.	Senior Staff Discuss Base Budgets and PIR's / special requests
March	02	0900 hrs.	Labor/ Management Meeting – wage/ benefit requests
March	03	0900 hrs.	Wage & Benefit Committee Meeting – discuss requests
March	22	1600 hrs.	Board Meeting – Budget Progress Report
April		TBD	Fire Board Special Budget Workshop – Labor Presentation
April	26	1600 hrs.	Board Meeting – Present Draft Budget
May	24	1600 hrs.	Board Meeting – Approve Tentative Budget
May	26		Publish and Post Tentative Budget (website & 3 public locations)
June	28	1600 hrs.	Board Meeting - <u>Public Hearing & Final Budget Adoption</u>
June	29	ASAP	Deliver Budget to Yavapai County (Due August 1 st)
July	01		Beginning of New Budget and Fiscal Year
August	01		Tax Rate Set by Yavapai County Board of Supervisors