

CENTRAL YAVAPAI FIRE DISTRICT - GENERAL FUND
CHECK RECONCILIATION DECEMBER, 2020

Reconciliation:

Beginning Balance:	\$ 3,187,476.80
Deposits:	\$ 1,793,526.82
Transfer Out - Fire Authority:	\$ (2,426,926.87)
Disbursements:	\$ -
Interest Paid on Tax Roll Corrections:	\$ (9.97)
Fire District Deposit	\$ 4,766.63
County Correction:-Solar Rebate Trf:	\$ (0.01)
Ending Balance:	\$ 2,558,833.40

Difference Between Balances: \$ -

Deposits Per Bank Statement:

Real Estate Taxes:	\$ 1,702,768.59
Personal Property Taxes:	\$ 50,821.43
Fire District Assistance Tax:	\$ 39,219.10
Interest Income:	\$ 717.70
Transfer to CAFMA:	\$ 2,426,926.87
Fire District Deposits:	\$ 4,766.63
Interest Paid on Tax Roll Corrections:	\$ 9.97
County Correction:-Solar Rebate Trf:	\$ 0.01

Ending Balance: \$ 4,225,230.30

Bank Statement Balance:

Balance Per Bank:	\$ 2,558,833.40
Outstanding Checks:	\$ -
Outstanding Deposits:	\$ -

Ending Balance: \$ 2,558,833.40

G/L Ending Balance: \$ 2,558,833.40

\$ 2,558,833.40

Bank Reconciliation Register:

Checks From Accounts Payable:	\$ -
Prior Period Adjustment:	
Other:	
Total Checks:	\$ -

Deposits From Accounts Receivable:	\$ 4,766.63
Journal Entries From General Ledger:	\$ 4,220,463.67
Outstanding Transfer:	
Outstanding Deposit:	

Ending Balance: \$ 4,225,230.30

Reconciliation Approved By:

Scott Freitag

Scott Freitag, Fire Chief

Digitally signed by Scott Freitag
Date: 2021.01.18 11:28:17 -07'00'

Reconciliation Reviewed By:

Dave Tharp

David Tharp, Assistant Chief of Administration

Digitally signed by Dave Tharp
Date: 2021.01.15 16:33:11 -07'00'

Reconciliation Prepared By:

Karen Butler Mauldin

Karen Butler Mauldin, Finance Manager

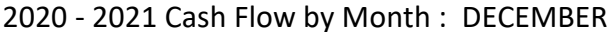
Digitally signed by Karen Butler Mauldin
Date: 2021.01.13 10:39:07 -07'00'

CENTRAL YAVAPAI FIRE DISTRICT
General Fund Tax Collection Information

Total Levy Month	FY 15-16 Collected	FY 16-17 Collected	FY 17-18 Collected	FY 18-19 Collected	FY 19-20 Collected	FY 20-21 Collected
July	\$78,757	\$50,468	\$47,993	\$48,809	\$53,398	\$113,844
%	0.593%	0.358%	0.295%	0.295%	0.297%	0.586%
% To Date	0.5929%	0.3575%	0.2947%	0.2953%	0.2973%	0.5861%
August	\$33,291	\$26,519	\$25,442	\$29,028	\$18,645	\$21,440
%	0.251%	0.188%	0.156%	0.176%	0.104%	0.110%
% To Date	0.8435%	0.5454%	0.4510%	0.4709%	0.4011%	0.6965%
September	\$1,245,953	\$789,429	\$768,730	\$136,335	\$151,569	\$38,040
%	9.379%	5.592%	4.721%	0.825%	0.844%	0.196%
% To Date	10.2226%	6.1377%	5.1721%	1.2957%	1.2450%	0.8924%
October	\$4,753,774	\$3,589,494	\$6,179,209	\$6,735,649	\$7,842,869	\$7,733,468
%	35.785%	25.428%	37.949%	40.749%	43.667%	39.816%
% To Date	46.0074%	31.5659%	43.1211%	42.0442%	44.9119%	40.7084%
November	\$1,053,509	\$3,154,358	\$1,286,322	\$2,208,068	\$1,675,932	\$2,373,821
%	7.930%	22.346%	7.900%	13.358%	9.331%	12.222%
% To Date	53.9379%	53.9115%	51.0210%	55.4024%	54.2431%	52.9301%
December	\$847,617	\$896,697	\$987,194	\$1,064,960	\$1,336,392	\$1,753,590
%	6.3806%	6.3522%	6.0628%	6.4427%	7.4407%	9.0284%
% To Date	60.3185%	60.2637%	57.0837%	61.8450%	61.6837%	61.9585%
January	\$302,609	\$368,574	\$609,745	\$416,757	\$428,512	\$0
%	2.2779%	2.6110%	3.7447%	2.5212%	2.3858%	0.0000%
% To Date	62.5964%	62.8747%	60.8284%	64.3663%	64.0696%	61.9585%
February	\$351,342	\$394,891	\$350,747	\$328,790	\$452,992	\$0
%	2.6448%	2.7974%	2.1541%	1.9891%	2.5221%	0.0000%
% To Date	65.2412%	65.6721%	62.9825%	66.3554%	66.5917%	61.9585%
March	\$526,700	\$606,436	\$629,128	\$657,391	\$623,229	\$0
%	3.9648%	4.2960%	3.8637%	3.9770%	3.4700%	0.0000%
% To Date	69.2061%	69.9681%	66.8462%	70.3324%	70.0617%	61.9585%
April	\$3,444,316	\$3,343,070	\$3,414,235	\$3,987,889	\$4,164,352	\$0
%	25.9277%	23.6824%	20.9682%	24.1255%	23.1860%	0.0000%
% To Date	95.1337%	93.6506%	87.8145%	94.4579%	93.2476%	61.9585%
May	\$416,552	\$678,353	\$813,680	\$695,530	\$837,799	\$0
%	3.1357%	4.8055%	4.9971%	4.2077%	4.6646%	0.0000%
% To Date	98.2694%	98.4561%	92.8116%	98.6656%	97.9123%	61.9585%
June	\$200,523	\$183,806	\$187,184	\$220,679	\$201,547	\$0
%	1.5095%	1.3021%	1.1496%	1.3350%	1.1222%	0.0000%
% To Date	99.7789%	99.7582%	93.9612%	100.0006%	99.0344%	61.9585%
TOTALS	\$13,254,943	\$14,082,095	\$15,299,608	\$16,529,886	\$17,787,237	\$12,034,203
Delinquency	0.2211%	0.2418%	6.0388%	-0.0006%	0.9656%	38.0415%

CENTRAL YAVAPAI FIRE DISTRICT
FDAT Collection Information

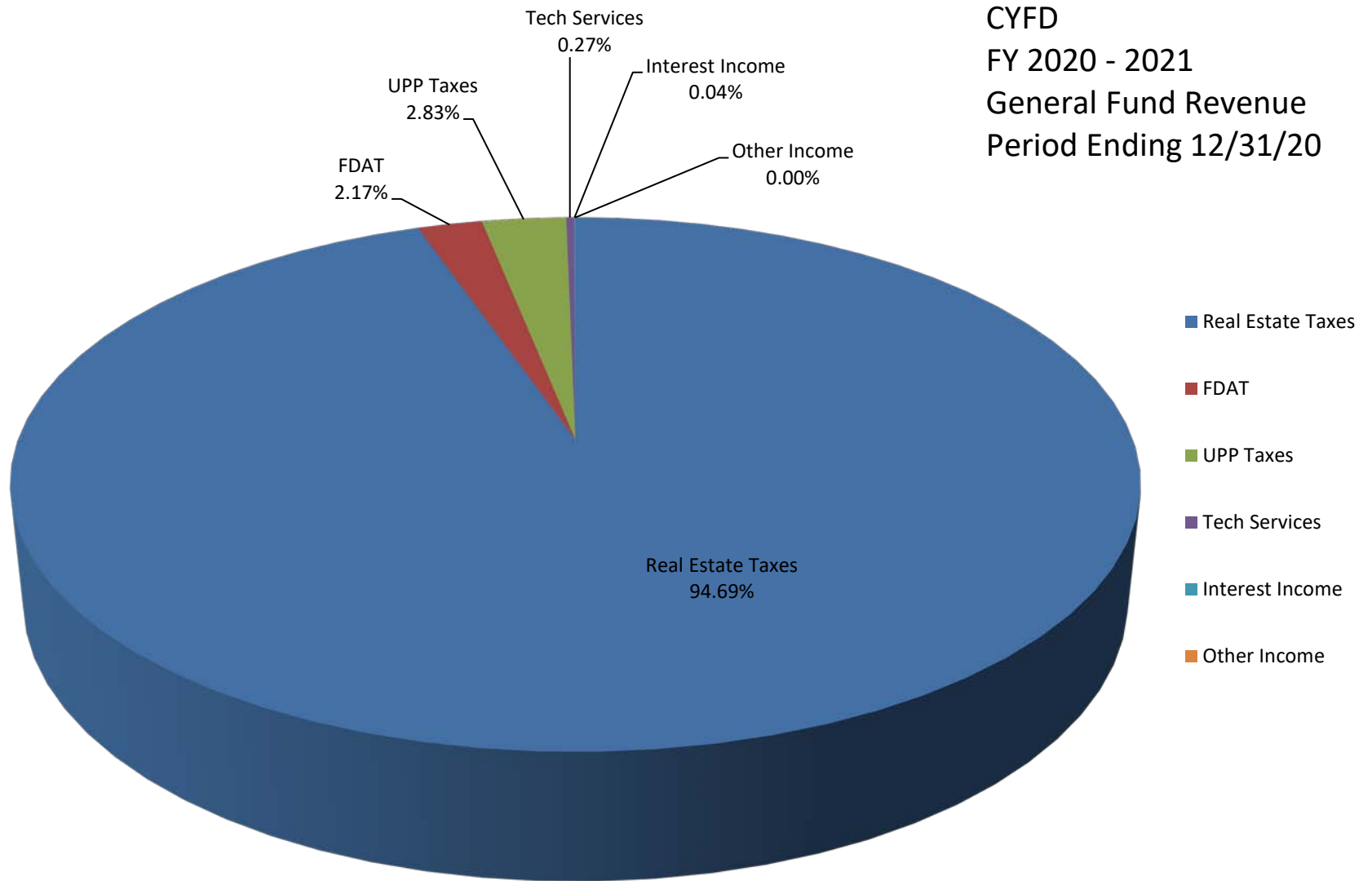
Total Levy Month	FY 15-16 \$313,900 Collected	FY 16-17 \$313,900 Collected	FY 17-18 \$333,290 Collected	FY 18-19 \$333,290 Collected	FY 19-20 \$366,547 Collected	FY 20-21 \$400,000 Collected
July	\$2,501	\$1,423	\$1,630	\$1,238	\$1,475	\$2,769
%	0.797%	0.453%	0.489%	0.371%	0.403%	0.692%
% To Date	0.7966%	0.4533%	0.4890%	0.3715%	0.4025%	0.6923%
August	\$1,456	\$661	\$534	\$707	\$1,109	\$662
%	0.464%	0.211%	0.160%	0.212%	0.303%	0.166%
% To Date	1.2606%	0.6638%	0.6491%	0.5835%	0.7050%	0.8579%
September	\$26,332	\$8,777	\$12,654	\$3,182	\$7,941	\$879
%	8.389%	2.796%	3.797%	0.955%	2.166%	0.220%
% To Date	9.6492%	3.4600%	4.4456%	1.5383%	2.8713%	1.0777%
October	\$97,909	\$86,411	\$93,081	\$139,813	\$459,768	\$160,480
%	31.191%	27.528%	27.928%	41.949%	125.432%	40.120%
% To Date	40.8405%	30.9882%	32.3735%	43.4876%	128.3035%	41.1979%
November	\$43,410	\$75,219	\$74,651	\$59,861	\$128,454	\$48,339
%	13.8292%	23.9628%	22.3983%	17.9606%	35.0443%	12.0848%
% To Date	54.6697%	54.9510%	54.7717%	61.4482%	163.3478%	53.2826%
December	\$20,201	\$24,923	\$21,663	\$25,413	(\$344,794)	\$39,219
%	6.4354%	7.9398%	6.4997%	7.6250%	-94.0656%	9.8048%
% To Date	61.1051%	62.8908%	61.2715%	69.0732%	69.2822%	63.0874%
January	\$10,565	\$11,762	\$11,312	\$11,149	\$11,446	\$0
%	3.3658%	3.7471%	3.3939%	3.3450%	3.1227%	0.0000%
% To Date	64.4709%	66.6378%	64.6654%	72.4183%	72.4049%	63.0874%
February	\$7,946	\$8,291	\$8,056	\$7,409	\$10,419	\$0
%	2.531%	2.641%	2.417%	2.223%	2.842%	0.000%
% To Date	67.0023%	69.2790%	67.0825%	74.6413%	75.2473%	63.0874%
March	\$12,018	\$12,638	\$12,174	\$13,713	\$13,361	\$0
%	3.8284%	4.0261%	3.6528%	4.1143%	3.6452%	0.0000%
% To Date	70.8307%	73.3051%	70.7354%	78.7556%	78.8925%	63.0874%
April	\$35,416	\$62,586	\$63,209	\$79,859	\$85,315	\$0
%	11.2825%	19.9382%	18.9651%	23.9607%	23.2754%	0.0000%
% To Date	82.1132%	93.2433%	89.7005%	102.7163%	102.1679%	63.0874%
May	\$51,376	\$23,662	\$23,731	\$18,881	\$21,832	\$0
%	16.3671%	7.5381%	7.1201%	5.6650%	5.9561%	0.0000%
% To Date	98.4803%	100.7814%	96.8206%	108.3813%	108.1240%	63.0874%
June	\$6,266	\$4,682	\$5,094	\$5,726	\$4,474	\$0
%	1.9962%	1.4916%	1.5285%	1.7181%	1.2206%	0.0000%
% To Date	100.4765%	102.2729%	98.3491%	110.0994%	109.3446%	63.0874%
TOTALS	\$315,396	\$321,035	\$327,788	\$366,950	\$400,799	\$252,350
Delinquency	-0.4765%	-2.2729%	1.6509%	-10.0994%	-9.3446%	36.9126%
	100.0000%	100.0000%	100.0000%	100.0000%	100.0000%	100.0000%

[illegible]

**CENTRAL YAVAPAI FIRE DISTRICT
REVENUE GRAPH DATA**

	December, 2020	YTD	
	Revenue	Budget	%
Real Estate Taxes	\$ 1,702,769	\$ 19,423,017	94.69
FDAT	\$ 39,219	\$ 400,000	2.17
UPP Taxes	\$ 50,821	\$ -	2.83
Tech Services	\$ 4,767	\$ 55,668	0.27
Interest Income	\$ 718	\$ -	0.04
Other Income	\$ -	\$ -	0.00
TOTALS:	\$ 1,798,293	\$ 19,878,685	100.00

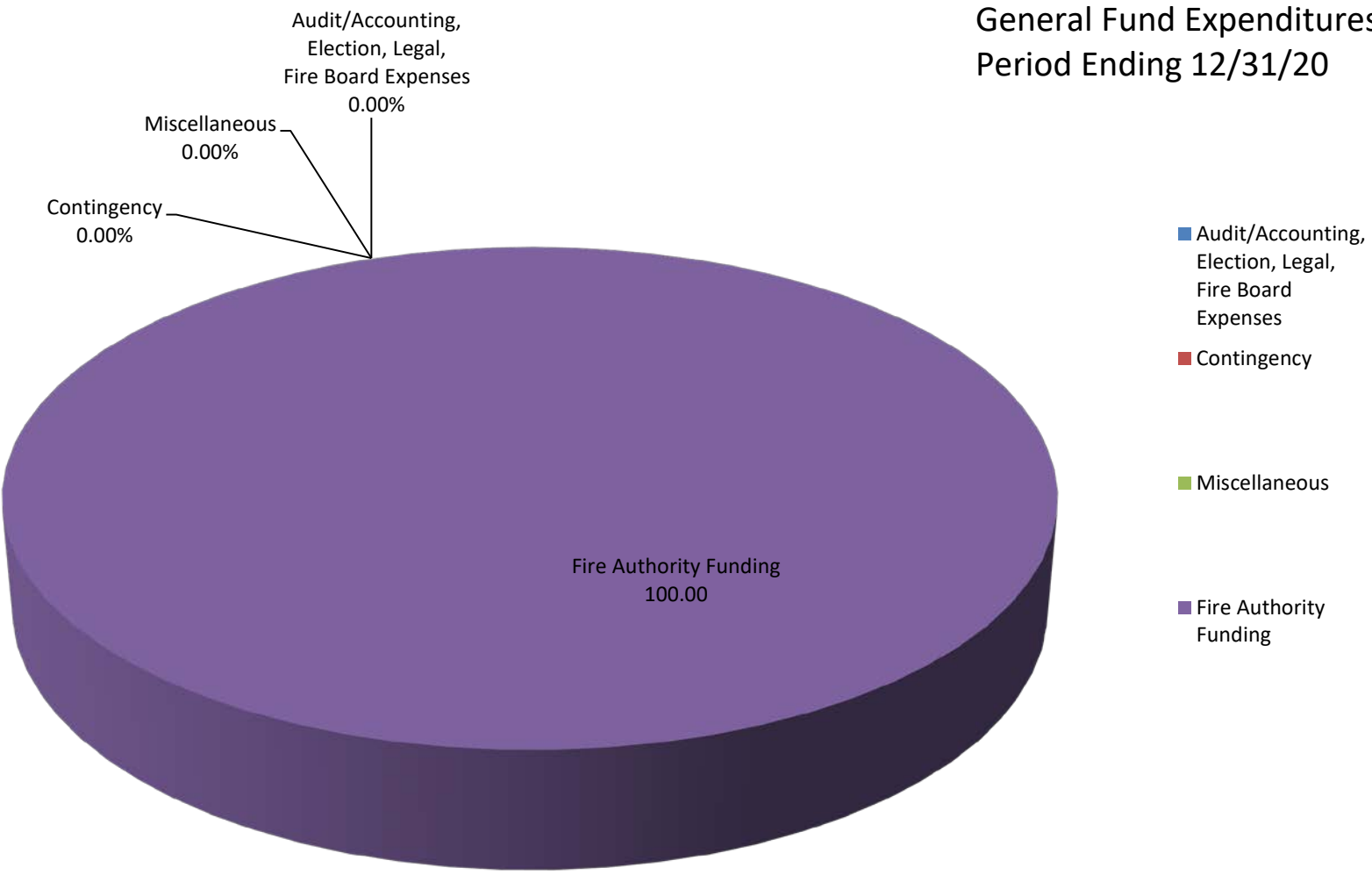
CYFD
FY 2020 - 2021
General Fund Revenue
Period Ending 12/31/20



**CENTRAL YAVAPAI FIRE DISTRICT
EXPENSE GRAPH DATA**

December, 2020		YTD	
Expense		Budget	%
Audit/Accounting, Election, Legal, Fire Board Expenses	\$0.00	\$ 93,500	0.00
Contingency	\$0.00	\$ 20,000	0.00
Miscellaneous	\$9.97		0.00
Fire Authority Funding	\$2,426,926.87	\$ 19,765,185	100.00
TOTAL:	\$2,426,936.84	\$ 19,878,685	100.00

CYFD
FY 2020 - 2021
General Fund Expenditures
Period Ending 12/31/20



CENTRAL YAVAPAI FIRE DISTRICT
GENERAL FUND - DECEMBER, 2020

Real Estate Taxes:	\$	1,702,768.59
UPP Taxes:	\$	50,821.43
FDAT:	\$	39,219.10
Interest Received:	\$	717.70
Fire District Deposits:	\$	4,766.63
Other:	\$	-

TOTAL:	\$	1,798,293.45
--------	----	--------------

Transferred to CAFMA:	\$	2,426,926.87
-----------------------	----	--------------



JAN 1 1 2021

BY:

Yavapai County Treasurer

Monthly Statement

Date Range: 12/1/2020 to 12/31/2020

Central Yavapai Fire Dist - General Fund
Fund: 6060040000



Yavapai County Treasurer

Monthly Statement

Date Range: 12/1/2020 to 12/31/2020

Account	Period	YTD		
6060040000	Central Yavapai Fire Dist GF			
Begin Balance:	3,187,476.80	989,851.12		
Income:	1,798,293.45	12,519,128.64		
LOC Advance:	.00	.00		
Expense:	(2,426,936.85)	(10,950,146.36)	LOC:	.00
LOC Payments:	.00	.00	Warrants Outstanding:	.00
Cash Balance:	2,558,833.40	2,558,833.40	End:	2,558,833.40

Monthly Statement Summary

Source Code	Description		MTDAmount	YTDAmount
6060040000	Central Yavapai Fire Dist GF	Beginning Balance:	3,187,476.80	989,851.12
11100.2013	2013 Real Estate Taxes		.00	3.74
11100.2014	2014 Real Estate Taxes		.00	3.80
11100.2015	2015 Real Estate Taxes		.00	3.98
11100.2016	2016 Real Estate Taxes		.00	1.88
11100.2017	2017 Real Estate Taxes		.00	(10.20)
11100.2018	2018 Real Estate Taxes		.00	77.73
11100.2019	2019 Real Estate Taxes		25,739.00	199,842.29
11100.2020	2020 Real Estate Taxes		1,677,029.59	11,811,312.45
12100.2011	2011 Personal Property Taxes		.00	1.81
12100.2012	2012 Personal Property Taxes		1.90	8.72
12100.2013	2013 Personal Property Taxes		14.85	50.06
12100.2014	2014 Personal Property Taxes		30.22	111.51
12100.2015	2015 Personal Property Taxes		31.10	79.81
12100.2016	2016 Personal Property Taxes		30.94	130.70
12100.2017	2017 Personal Property Taxes		43.02	356.01
12100.2018	2018 Personal Property Taxes		187.44	1,866.92
12100.2019	2019 Personal Property Taxes		98.39	6,659.86
12100.2020	2020 Personal Property Taxes		50,383.57	197,747.01
37122.0	Fire District Deposit		4,766.63	29,310.70
37150.0	FDAT Distributions		39,219.10	252,349.63
38108.0	Interest on Investments Charles Schwab		.00	1,151.37
38109.0	Interest on Investments St Treas		247.28	489.09
38113.0	Interest on Investments-Wells Fargo		470.42	2,524.46
7376.0	Transfer in		.00	15,055.31
90002.0	Interest Pd on Tax Roll Corrections		(9.97)	(24.87)
91032.0	Warrants Redeemed		.00	(4,820.00)
91702.0	Transfer out		(2,426,926.88)	(10,944,971.49)
92185.0	Paying Agent Fees		.00	(330.00)
		Ending Balance:	2,558,833.40	2,558,833.40



Yavapai County Treasurer

Monthly Statement

Date Range: 12/1/2020 to 12/31/2020

Monthly Statement Detail

Date	Notes	Doc #	Amount	C/D
6060040000 Central Yavapai Fire Dist GF			Beginning Balance: 3,187,476.80	
11100.2019 2019 Real Estate Taxes			Source Code Total: 25,739.00	
12/01	Tax Distribution	0	66.07	C
12/01	Tax Distribution	0	75.51	C
12/01	Tax Distribution	0	37.04	C
12/02	Tax Distribution	0	324.66	C
12/03	Tax Distribution	0	790.37	C
12/03	Tax Distribution	0	72.70	C
12/03	Tax Distribution	0	156.88	C
12/04	Tax Distribution	0	352.01	C
12/04	Tax Distribution	0	63.14	C
12/07	Tax Distribution	0	192.72	C
12/07	Tax Distribution	0	.04	C
12/08	Tax Distribution	0	80.52	C
12/08	Tax Distribution	0	480.08	C
12/08	Tax Distribution	0	187.67	C
12/08	Tax Distribution	0	8.35	C
12/08	Tax Distribution	0	72.68	C
12/09	Tax Distribution	0	6,086.24	C
12/10	Tax Distribution	0	4.63	C
12/10	Tax Distribution	0	19.78	C
12/10	Tax Distribution	0	117.64	C
12/11	Tax Distribution	0	685.75	C
12/11	Tax Distribution	0	1,226.65	C
12/14	Tax Distribution	0	67.01	C
12/14	Tax Distribution	0	10.55	C
12/14	Tax Distribution	0	1,542.71	C
12/15	Tax Distribution	0	147.66	C
12/15	Tax Distribution	0	76.46	C
12/15	Tax Distribution	0	1,815.55	C
12/15	Tax Distribution	0	44.97	C
12/16	Tax Distribution	0	97.62	C
12/16	Tax Distribution	0	1,399.57	C
12/16	Tax Distribution	0	3.30	C
12/17	Tax Distribution	0	1,016.34	C
12/18	Tax Distribution	0	18.18	C
12/21	Tax Distribution	0	224.43	C
12/21	Tax Distribution	0	150.65	C
12/22	Tax Distribution	0	632.07	C
12/22	Tax Distribution	0	99.23	C



Yavapai County Treasurer

Monthly Statement

Date Range: 12/1/2020 to 12/31/2020

12/22	Tax Distribution	0	208.77	C
12/22	Tax Distribution	0	139.24	C
12/22	Tax Distribution	0	259.81	C
12/23	Tax Distribution	0	422.39	C
12/23	Tax Distribution	0	29.35	C
12/23	Tax Distribution	0	105.13	C
12/23	Tax Distribution	0	167.39	C
12/24	Tax Distribution	0	578.77	C
12/28	Tax Distribution	0	137.30	C
12/29	Tax Distribution	0	1,536.99	C
12/29	Tax Distribution	0	3.92	C
12/29	Tax Distribution	0	153.20	C
12/30	Tax Distribution	0	78.81	C
12/30	Tax Distribution	0	1,040.84	C
12/31	Tax Distribution	0	687.10	C
12/31	Tax Distribution	0	1,742.56	C
11100.2020 2020 Real Estate Taxes			Source Code Total: 1,677,029.59	
12/01	Tax Distribution	0	1,242.55	C
12/01	Tax Distribution	0	(327.04)	C
12/01	Tax Distribution	0	(172.73)	C
12/01	Tax Distribution	0	267.20	C
12/01	Tax Distribution	0	24,178.98	C
12/01	Tax Distribution	0	1,544.19	C
12/01	Tax Distribution	0	711.92	C
12/01	Tax Distribution	0	8,540.99	C
12/02	Tax Distribution	0	4,684.02	C
12/02	Tax Distribution	0	(214.98)	C
12/02	Tax Distribution	0	3,877.15	C
12/02	Tax Distribution	0	18,953.02	C
12/02	Tax Distribution	0	7,323.23	C
12/02	Tax Distribution	0	36,082.01	C
12/02	Tax Distribution	0	29,499.58	C
12/03	Tax Distribution	0	7,630.46	C
12/03	Tax Distribution	0	12,945.98	C
12/03	Tax Distribution	0	18,388.63	C
12/03	Tax Distribution	0	17,467.08	C
12/04	Tax Distribution	0	243.18	C
12/04	Tax Distribution	0	23,401.15	C
12/04	Tax Distribution	0	31,571.91	C
12/07	Tax Distribution	0	18,317.11	C
12/07	Tax Distribution	0	11,810.54	C
12/07	Tax Distribution	0	30,450.06	C
12/07	Tax Distribution	0	7,373.21	C



Yavapai County Treasurer

Monthly Statement

Date Range: 12/1/2020 to 12/31/2020

12/08	Tax Distribution	0	10,837.46	C
12/08	Tax Distribution	0	.01	C
12/08	Tax Distribution	0	(88.04)	C
12/08	Tax Distribution	0	7,536.53	C
12/08	Tax Distribution	0	22,313.08	C
12/08	Tax Distribution	0	5,886.25	C
12/08	Tax Distribution	0	13,955.04	C
12/08	Tax Distribution	0	8,309.78	C
12/09	Tax Distribution	0	25,700.63	C
12/09	Tax Distribution	0	(713.42)	C
12/09	Tax Distribution	0	1,971.57	C
12/09	Tax Distribution	0	23,001.66	C
12/09	Tax Distribution	0	13,669.65	C
12/09	Tax Distribution	0	14,307.43	C
12/10	Tax Distribution	0	17,518.17	C
12/10	Tax Distribution	0	3,401.90	C
12/10	Tax Distribution	0	5,691.66	C
12/10	Tax Distribution	0	11,226.14	C
12/10	Tax Distribution	0	38,166.30	C
12/10	Tax Distribution	0	10,537.59	C
12/11	Tax Distribution	0	12,111.82	C
12/11	Tax Distribution	0	25,675.90	C
12/14	Tax Distribution	0	15,967.08	C
12/14	Tax Distribution	0	5,091.74	C
12/14	Tax Distribution	0	5,140.16	C
12/14	Tax Distribution	0	34,798.92	C
12/15	Tax Distribution	0	14,800.36	C
12/15	Tax Distribution	0	(434.99)	C
12/15	Tax Distribution	0	1,951.36	C
12/15	Tax Distribution	0	60,555.19	C
12/15	Tax Distribution	0	33,802.62	C
12/15	Tax Distribution	0	14,630.52	C
12/16	Tax Distribution	0	6,733.39	C
12/16	Tax Distribution	0	4,261.74	C
12/16	Tax Distribution	0	26,999.11	C
12/16	Tax Distribution	0	13,241.78	C
12/16	Tax Distribution	0	36,737.48	C
12/17	Tax Distribution	0	17,432.11	C
12/17	Tax Distribution	0	(513.77)	C
12/17	Tax Distribution	0	58,914.51	C
12/17	Tax Distribution	0	4.86	C
12/17	Tax Distribution	0	18,379.55	C
12/18	Tax Distribution	0	60,901.97	C



Yavapai County Treasurer

Monthly Statement

Date Range: 12/1/2020 to 12/31/2020

12/18	Tax Distribution	0	12,755.19	C
12/21	Tax Distribution	0	8,739.55	C
12/21	Tax Distribution	0	5,534.63	C
12/21	Tax Distribution	0	14,309.17	C
12/21	Tax Distribution	0	277.61	C
12/21	Tax Distribution	0	13,552.11	C
12/22	Tax Distribution	0	9,815.37	C
12/22	Tax Distribution	0	1,761.55	C
12/22	Tax Distribution	0	27,231.44	C
12/22	Tax Distribution	0	4,298.81	C
12/22	Tax Distribution	0	28,754.26	C
12/22	Tax Distribution	0	22,774.78	C
12/23	Tax Distribution	0	41,740.61	C
12/23	Tax Distribution	0	20,812.98	C
12/23	Tax Distribution	0	61,014.46	C
12/23	Tax Distribution	0	20,467.61	C
12/24	Tax Distribution	0	31,152.96	C
12/28	Tax Distribution	0	47,924.83	C
12/28	Tax Distribution	0	13,492.24	C
12/28	Tax Distribution	0	10,585.91	C
12/29	Tax Distribution	0	5,807.69	C
12/29	Tax Distribution	0	39,305.52	C
12/29	Tax Distribution	0	10,100.33	C
12/29	Tax Distribution	0	29,428.49	C
12/30	Tax Distribution	0	2,327.92	C
12/30	Tax Distribution	0	11.25	C
12/30	Tax Distribution	0	19,057.09	C
12/30	Tax Distribution	0	17,871.69	C
12/30	Tax Distribution	0	38,234.61	C
12/31	Tax Distribution	0	46,662.07	C
12/31	Tax Distribution	0	55,024.66	C
12100.2012 2012 Personal Property Taxes			Source Code Total: 1.90	
12/10	Tax Distribution	0	1.90	C
12100.2013 2013 Personal Property Taxes			Source Code Total: 14.85	
12/08	Tax Distribution	0	14.85	C
12100.2014 2014 Personal Property Taxes			Source Code Total: 30.22	
12/08	Tax Distribution	0	30.22	C
12100.2015 2015 Personal Property Taxes			Source Code Total: 31.10	
12/08	Tax Distribution	0	31.10	C
12100.2016 2016 Personal Property Taxes			Source Code Total: 30.94	
12/08	Tax Distribution	0	30.94	C
12100.2017 2017 Personal Property Taxes			Source Code Total: 43.02	
12/02	Tax Distribution	0	24.86	C



Yavapai County Treasurer

Monthly Statement

Date Range: 12/1/2020 to 12/31/2020

12/08	Tax Distribution	0	18.16	C
12100.2018 2018 Personal Property Taxes			Source Code Total: 187.44	
12/02	Tax Distribution	0	24.77	C
12/09	Tax Distribution	0	1.34	C
12/23	Tax Distribution	0	161.33	C
12100.2019 2019 Personal Property Taxes			Source Code Total: 98.39	
12/01	Tax Distribution	0	19.90	C
12/02	Tax Distribution	0	24.50	C
12/02	Tax Distribution	0	22.72	C
12/09	Tax Distribution	0	16.05	C
12/17	Tax Distribution	0	14.13	C
12/22	Tax Distribution	0	1.09	C
12100.2020 2020 Personal Property Taxes			Source Code Total: 50,383.57	
12/01	Tax Distribution	0	615.67	C
12/01	Tax Distribution	0	2,245.33	C
12/01	Tax Distribution	0	94.34	C
12/02	Tax Distribution	0	242.21	C
12/02	Tax Distribution	0	408.72	C
12/02	Tax Distribution	0	209.05	C
12/02	Tax Distribution	0	29.11	C
12/02	Tax Distribution	0	216.49	C
12/02	Tax Distribution	0	299.31	C
12/03	Tax Distribution	0	314.38	C
12/03	Tax Distribution	0	78.19	C
12/03	Tax Distribution	0	366.66	C
12/04	Tax Distribution	0	118.60	C
12/04	Tax Distribution	0	311.06	C
12/07	Tax Distribution	0	19.24	C
12/07	Tax Distribution	0	256.92	C
12/07	Tax Distribution	0	91.08	C
12/07	Tax Distribution	0	86.09	C
12/08	Tax Distribution	0	155.30	C
12/08	Tax Distribution	0	51.21	C
12/08	Tax Distribution	0	181.34	C
12/08	Tax Distribution	0	27.24	C
12/08	Tax Distribution	0	204.48	C
12/08	Tax Distribution	0	89.92	C
12/09	Tax Distribution	0	402.62	C
12/09	Tax Distribution	0	130.98	C
12/09	Tax Distribution	0	348.14	C
12/09	Tax Distribution	0	121.88	C
12/09	Tax Distribution	0	86.10	C
12/10	Tax Distribution	0	13.27	C



Yavapai County Treasurer

Monthly Statement

Date Range: 12/1/2020 to 12/31/2020

12/10	Tax Distribution	0	439.76	C
12/10	Tax Distribution	0	594.26	C
12/10	Tax Distribution	0	179.24	C
12/11	Tax Distribution	0	271.20	C
12/14	Tax Distribution	0	293.73	C
12/14	Tax Distribution	0	327.97	C
12/14	Tax Distribution	0	3,346.36	C
12/15	Tax Distribution	0	242.17	C
12/15	Tax Distribution	0	123.16	C
12/15	Tax Distribution	0	1,817.33	C
12/15	Tax Distribution	0	1,656.21	C
12/15	Tax Distribution	0	221.15	C
12/16	Tax Distribution	0	676.06	C
12/16	Tax Distribution	0	253.08	C
12/16	Tax Distribution	0	244.09	C
12/16	Tax Distribution	0	123.23	C
12/16	Tax Distribution	0	852.98	C
12/17	Tax Distribution	0	153.17	C
12/17	Tax Distribution	0	180.19	C
12/17	Tax Distribution	0	1,565.30	C
12/17	Tax Distribution	0	97.16	C
12/18	Tax Distribution	0	756.36	C
12/18	Tax Distribution	0	4,394.96	C
12/21	Tax Distribution	0	75.79	C
12/21	Tax Distribution	0	21.64	C
12/21	Tax Distribution	0	900.06	C
12/21	Tax Distribution	0	322.58	C
12/22	Tax Distribution	0	91.50	C
12/22	Tax Distribution	0	3,957.53	C
12/22	Tax Distribution	0	2,347.24	C
12/22	Tax Distribution	0	528.63	C
12/22	Tax Distribution	0	55.41	C
12/23	Tax Distribution	0	615.86	C
12/23	Tax Distribution	0	230.85	C
12/23	Tax Distribution	0	4,742.83	C
12/23	Tax Distribution	0	302.15	C
12/24	Tax Distribution	0	131.61	C
12/28	Tax Distribution	0	1,269.34	C
12/28	Tax Distribution	0	52.45	C
12/29	Tax Distribution	0	1,405.93	C
12/29	Tax Distribution	0	406.27	C
12/29	Tax Distribution	0	230.66	C
12/30	Tax Distribution	0	840.93	C



Yavapai County Treasurer

Monthly Statement

Date Range: 12/1/2020 to 12/31/2020

12/30	Tax Distribution	0	2,407.16	C
12/30	Tax Distribution	0	229.86	C
12/30	Tax Distribution	0	291.79	C
12/31	Tax Distribution	0	1,412.14	C
12/31	Tax Distribution	0	889.31	C
37122.0 Fire District Deposit			Source Code Total: 4,766.63	
12/10	DEPOSIT	0	4,766.63	C
37150.0 FDOT Distributions			Source Code Total: 39,219.10	
12/01	Fire Dist Assistance Tax 0.144320	0	1,406.68	C
12/02	Fire Dist Assistance Tax 0.144320	0	1,772.03	C
12/03	Fire Dist Assistance Tax 0.144320	0	942.66	C
12/04	Fire Dist Assistance Tax 0.144320	0	1,295.64	C
12/07	Fire Dist Assistance Tax 0.144320	0	1,198.24	C
12/08	Fire Dist Assistance Tax 0.144320	0	1,874.65	C
12/09	Fire Dist Assistance Tax 0.144320	0	1,432.92	C
12/10	Fire Dist Assistance Tax 0.144320	0	2,280.30	C
12/11	Fire Dist Assistance Tax 0.144320	0	943.49	C
12/14	Fire Dist Assistance Tax 0.144320	0	1,152.92	C
12/15	Fire Dist Assistance Tax 0.144320	0	2,586.58	C
12/16	Fire Dist Assistance Tax 0.144320	0	2,213.32	C
12/17	Fire Dist Assistance Tax 0.144320	0	2,137.46	C
12/18	Fire Dist Assistance Tax 0.144320	0	1,646.64	C
12/21	Fire Dist Assistance Tax 0.144320	0	1,216.70	C
12/22	Fire Dist Assistance Tax 0.144320	0	2,003.25	C
12/23	Fire Dist Assistance Tax 0.144320	0	3,488.54	C
12/24	Fire Dist Assistance Tax 0.144320	0	808.45	C
12/28	Fire Dist Assistance Tax 0.144320	0	1,970.58	C
12/29	Fire Dist Assistance Tax 0.144320	0	1,937.11	C
12/30	Fire Dist Assistance Tax 0.144320	0	1,717.50	C
12/31	Fire Dist Assistance Tax 0.144320	0	3,193.44	C
38109.0 Interest on Investments St Treas			Source Code Total: 247.28	
12/28	Investment Interest	0	247.28	C
38113.0 Interest on Investments-Wells Fargo			Source Code Total: 470.42	
12/28	Investment Interest	0	470.42	C
90002.0 Interest Pd on Tax Roll Corrections			Source Code Total: (9.97)	
12/03	76995 103-35-44308 2020 Adjustment/Corr Refund	76995	(.16)	D
12/03	77000 102-01-20209 2020 Adjustment/Corr Refund	77000	(.25)	D
12/03	77002 102-17-05702 2020 Adjustment/Corr Refund	77002	(3.92)	D
12/07	77128 103-01-78922 2020 Adjustment/Corr Refund	77128	(.29)	D
12/07	77129 103-01-78922 2019 Adjustment/Corr Refund	77129	(3.30)	D
12/07	77129 103-01-78922 2019 Adjustment/Corr Refund	77129	(1.84)	D
12/16	77269 402-30-41100 2020 Adjustment/Corr Refund	77269	(.21)	D



Yavapai County Treasurer

Monthly Statement

Date Range: 12/1/2020 to 12/31/2020

91702.0 Transfer out			Source Code Total: (2,426,926.88)	
12/01	CYFD underpaid Solar by .01 - Rounding error	0	(.01)	D
12/15	CAFMA Auth email transfer req 12/15	0	(2,426,926.87)	D
6060040000 Central Yavapai Fire Dist GF			Ending Balance: 2,558,833.40	

CENTRAL YAVAPAI FIRE DISTRICT
Bank Reconciliation Summary
For the Bank Statement ending: 12/31/2020

BANK CONTROL ID: CYFD - GENERAL FUND		DESC: GENERAL FUND	ACCOUNT NO: 1100
Beginning Balance:	12/01/20		\$3,187,476.80
Deposits and Credits:			\$1,798,293.45
Checks and Charges:			(\$2,426,936.85)
Adjustments:			\$0.00
Ending Balance Per Reconciliation:			<u>\$2,558,833.40</u>
Ending Balance Per Bank Statement:	12/31/20		\$2,558,833.40
* Outstanding Deposits and Credits:	12/31/20		\$0.00
* Outstanding Checks and Charges:	12/31/20		\$0.00
Ending Book Balance:			<u>\$2,558,833.40</u>

* Outstanding amounts are all outstanding credits and charges dated prior or equal to the Reconciliation date.

CYFD		General Fund			1100
Date	Document	Description	Module	Company	Amount
12/31/20	Cash With Yav Cty	Fire Authority Funding - Decem	GL	CYFD	\$2,426,926.87
12/31/20	Cash With Yav Cty	Tax Roll Corrections - Interes	GL	CYFD	\$9.97
12/31/20	Cash With Yav Cty	County Error - Solar Rebate Ro	GL	CYFD	\$0.01
TOTAL CHECKS AND CHARGES CLEARED:					\$2,426,936.85

CENTRAL YAVAPAI FIRE DISTRICT
BR Checks and Charges Outstanding
For the Bank Statement ending:

<u>Date</u>	<u>Document</u>	<u>Description</u>	<u>Module</u>	<u>Company</u>	<u>Amount</u>
-------------	-----------------	--------------------	---------------	----------------	---------------

TOTAL CHECKS AND CHARGES OUTSTANDING:

CENTRAL YAVAPAI FIRE DISTRICT
BR Deposits and Credits Cleared
For the Bank Statement ending: 12/31/20

CYFD		General Fund			1100
Date	Document	Description	Module	Company	Amount
12/16/20	5114	Deposit	AR	CYFD	\$4,766.63
12/31/20	Cash With Yav Cty	Tax and Interest Revenue Decem	GL	CYFD	\$1,793,526.82
TOTAL DEPOSITS AND CREDITS CLEARED:					\$1,798,293.45

CENTRAL YAVAPAI FIRE DISTRICT
BR Deposits and Credits Outstanding
For the Bank Statement ending:

Date	Document	Description	Module	Company	Amount
------	----------	-------------	--------	---------	--------

TOTAL DEPOSITS AND CREDITS OUTSTANDING:

Document Number	Date	BR Status	Void?	Description	Date Cleared	Amount
-----------------	------	-----------	-------	-------------	--------------	--------

MODULE: DEPOSITS FROM ACCOUNTS RECEIVABLE

BANK CONTROL ID: CYFD - GENERAL FUND

5114	12/16/20	Marked	No	Deposit	01/12/21	\$4,766.63
SUB TOTAL FOR BANK:						\$4,766.63
TOTAL FOR MODULE:						\$4,766.63

MODULE: JOURNAL ENTRIES FROM GENERAL LEDGER

BANK CONTROL ID: CYFD - GENERAL FUND

Cash With Yav Cty	12/31/20	Marked	No	Fire Authority Funding - Decem	01/13/21	\$2,426,926.87
Cash With Yav Cty	12/31/20	Marked	No	Tax and Interest Revenue Decem	01/12/21	\$1,793,526.82
Cash With Yav Cty	12/31/20	Marked	No	Tax Roll Corrections - Interes	01/13/21	\$9.97
Cash With Yav Cty	12/31/20	Marked	No	County Error - Solar Rebate Ro	01/13/21	\$0.01
SUB TOTAL FOR BANK:						\$4,220,463.67
TOTAL FOR MODULE:						\$4,220,463.67

CENTRAL YAVAPAI FIRE DISTRICT
BR Adjustments Report
For the Bank Statement ending:

Date	Document	Description	GL Account	Offset Amt	Adj. Amt
------	----------	-------------	------------	------------	----------

DOCUMENT:

ADJUSTMENT DOCUMENT " TOTAL:

TOTAL FOR ALL ADJUSTMENTS:

1/13/21
9:53:12 AM

CENTRAL YAVAPAI FIRE DISTRICT
Income Statement
(Original Budget to Actual Comparison)
For the period of 12/1/2020 Through 12/31/2020

	Account	Actual	Current Period Budget	Variance	%	Actual	Year To Date Budget	Variance	%
<u>Revenues</u>									
Real Estate Tax	400000000	\$1,702,768.58	\$0.00	\$1,702,768.58	0.0%	\$11,922,846.52	\$19,423,017.00	\$(7,500,170.48)	(38.6)%
Personal Property Tax	410000000	50,821.43	0.00	50,821.43	0.0	207,012.41	0.00	207,012.41	0.0
Fire District Assistance Tax	420000000	39,219.10	0.00	39,219.10	0.0	252,349.63	400,000.00	(147,650.37)	(36.9)
Cell Tower Lease Revenue	477500000	4,766.63	0.00	4,766.63	0.0	29,310.70	55,668.00	(26,357.30)	(47.3)
Interest Income-General Fund	490000000	717.70	0.00	717.70	0.0	4,164.92	0.00	4,164.92	0.0
Net Revenues		\$1,798,293.44	\$0.00	\$1,798,293.44	0.0 %	\$12,415,684.18	\$19,878,685.00	\$(7,463,000.82)	(37.5)%
<u>Personnel Expenses</u>									
Fire Authority Funding	670010000	\$2,426,926.87	\$0.00	\$(2,426,926.87)	0.0%	\$10,841,857.03	\$19,765,185.00	\$8,923,327.97	45.1%
Total Personnel Expenses		\$2,426,926.87	\$0.00	\$(2,426,926.87)	0.0 %	\$10,841,857.03	\$19,765,185.00	\$8,923,327.97	45.1 %
<u>Service Expenses</u>									
Audit & Accounting	640010000	\$0.00	\$0.00	\$0.00	0.0%	\$937.50	\$7,500.00	\$6,562.50	87.5%
Other Prof Services/Admin	640510000	0.00	0.00	0.00	0.0	0.00	80,000.00	80,000.00	100.0
Legal Services - Routine	641010000	0.00	0.00	0.00	0.0	2,002.50	5,000.00	2,997.50	60.0
Legal Services - Non-Routine	641010600	0.00	0.00	0.00	0.0	1,740.00	0.00	(1,740.00)	0.0
Fire Board Expenses	644110000	0.00	0.00	0.00	0.0	0.00	1,000.00	1,000.00	100.0
Misc/Admin	661010000	9.97	0.00	(9.97)	0.0	24.87	0.00	(24.87)	0.0
Total Service Expenses		\$9.97	\$0.00	\$(9.97)	0.0 %	\$4,704.87	\$93,500.00	\$88,795.13	95.0 %
Total Expenses		\$2,426,936.84		\$(2,426,936.84)		\$10,846,561.90	\$19,858,685.00	\$9,012,123.10	45.4%
Income (Loss) from Operations		\$(628,643.40)	\$0.00	\$(628,643.40)	0.0%	\$1,569,122.28	\$20,000.00	\$1,549,122.28	7745.6%
<u>Contingency</u>									
Funded Contingency/Admin	780010000	\$0.00	\$0.00	\$0.00	0.0%	\$0.00	\$(20,000.00)	\$20,000.00	100.0%
Total Contingency		\$0.00	\$0.00	\$0.00	0.0 %	\$0.00	\$(20,000.00)	\$20,000.00	100.0 %
Net Income (Loss)		\$(628,643.40)	\$0.00	\$(628,643.40)	0.0%	\$1,569,122.28	\$0.00	\$1,569,122.28	0.0%

1/13/21
9:53:55 AM

CENTRAL YAVAPAI FIRE DISTRICT

Balance Sheet
As of 12/31/2020

Assets

Current Assets

Cash with Yavapai County	\$2,558,833.40	
Taxes Receivable	328,820.73	
Total Current Assets		\$2,887,654.13
Total Assets		\$2,887,654.13

Liabilities and Net Assets

Current Liabilities

Accounts Payable	\$2,048.00	
Deferred Revenue	410,168.73	
CAFMA accounts payable	224,466.00	
Total Current Liabilities		\$636,682.73
Total Liabilities		\$636,682.73

Net Assets

Fund Balance	\$681,849.12	
Current Year Net Assets	1,569,122.28	
Total Net Assets		2,250,971.40
Total Liabilities and Net Assets		\$2,887,654.13

CENTRAL YAVAPAI FIRE DISTRICT
GL Account Ledger - Detail By Period
12/1/2020 through 12/31/2020

Batch	Journal	Entry #	Date	Job	Document	Description	Debits	Credits	Balance
1100.0.0.000		CASH WITH YAVAPAI COUNTY							\$3,187,476.80
4859	CR	1489124	12/16/20		3323611873	AT&T MOBILITY, LLC -	4,766.63	-	3,192,243.43
4858	A	1489123	12/31/20		Cash With Yav Cty	Fire Authority Funding - December, 2020	-	2,426,926.87	765,316.56
4862	A	1489139	12/31/20		Cash With Yav Cty	Tax and Interest Revenue December, 2020	1,793,526.82	-	2,558,843.38
4863	A	1489145	12/31/20		Cash With Yav Cty	Tax Roll Corrections - Interest Paid	-	9.97	2,558,833.41
4864	A	1489147	12/31/20		Cash With Yav Cty	County Error - Solar Rebate Rounding Error	-	0.01	2,558,833.40
CASH WITH YAVAPAI COUNTY TOTALS:							\$1,798,293.45	\$2,426,936.85	\$2,558,833.40
TOTAL OF LEDGER:							\$1,798,293.45	\$2,426,936.85	\$2,558,833.40

CENTRAL YAVAPAI FIRE DISTRICT
GL Trial Balance Worksheet
For The Period of 12/1/2020 through 12/31/2020

Account	Description	Balances				Adjustments
		Beginning	Debits	Credits	Ending	
1100.0.0.000	Cash with Yavapai County	\$3,187,476.80	\$1,798,293.45	\$2,426,936.85	\$2,558,833.40	
TOTALS:		<u>\$3,187,476.80</u>	<u>\$1,798,293.45</u>	<u>\$2,426,936.85</u>	<u>\$2,558,833.40</u>	

* Inactive accounts are marked and appear in grey.