

AGENDA

**Central Arizona Fire and Medical Authority
Central Yavapai Fire District Board of Directors
CY Regular Meeting
Monday, June 28, 2021, 4:30 pm - 5:00 pm
Central Arizona Fire and Medical Authority, Administration, 8603 E. Eastridge Drive,
Prescott Valley**

NOTICE OF MEETING

Pursuant to A.R.S. § 38-431.02, notice is hereby given to the members of the Central Yavapai Fire District Board of Directors and the general public that the **Central Yavapai Fire District** will hold a meeting open to the public on **Monday, June 28, 2021 at 4:30 p.m.** The meeting will be held at **Central Arizona Fire and Medical Authority, Administration, 8603 E. Eastridge Drive, Prescott Valley, Arizona.** The Board may vote to go into Executive Session on any agenda item, pursuant to A.R.S. §38-431.03(A)(3) for discussion and consultation for legal advice with the District's Attorney on matters as set forth in the agenda item. The following topics and any variables thereto, will be subject to Board consideration, discussion, approval, or other action. All items are set for possible action. Members may attend in person or via remote methods of communication.

1. CALL TO ORDER / ROLL CALL OF BOARD MEMBERS
2. PLEDGE OF ALLEGIANCE
3. BOARD MEMBER REPORTS

Reports are informational only. Any item articulated in the reports is subject to clarification, discussion, and direction by the Board; no action will be taken.

4. CALL TO THE PUBLIC

In accordance with A.R.S. §38-431.01(H) and as a matter of policy, the Central Yavapai Fire District Board has decided to allow public comments as time permits. Therefore, those wishing to address the Board regarding an issue within the jurisdiction of this public body may do so in an orderly manner that includes completing a Call to the Public Form and submitting it to staff for the record. If a written statement is being read, please provide a copy to ensure it is entered into the record accurately. Individuals will be limited to speak for three (3) minutes and Call to the Public shall not exceed 15 minutes per meeting.

5. CONSENT AGENDA

All matters listed under consent agenda are considered to be routine by the Central Yavapai Fire District Board and will be enacted by one motion. There will be no separate discussion on these items. Any item may be removed by a Board member and will be considered separately for motion, discussion and action.

- A. Approve Regular Session Minutes - May 24, 2021
- B. Approve General Fund Financial Statements
- C. Approve Bond Debt Service Financial Statements
- D. Approve Annexation and Resolution 2021-06, Bruce Fischer Trust, 8150 N. Prescott

Ridge Road, Parcel 401-01-111H

- E. Approve Annexation and Resolution 2021-10, Myers, 12139 N. King Tate Court, Parcel 306-01-071Z

6. PUBLIC HEARING - FISCAL YEAR 2021-2022 BUDGET

7. VOTE TO GO INTO EXECUTIVE SESSION

- A. Legal Advice Pursuant to A.R.S. §38-431.03(A)(3) and Instruction to District Legal Counsel Pursuant to A.R.S. §38-431.03(A)(4) Regarding Training Center Drainage
- B. Legal Advice Pursuant to A.R.S. §38-431.03(A)(3) Regarding Resolution 2021-11 Amending the Joint Powers Authority (JPA) Agreement in Order to Use Certificate of Participation (COP) to Fund PSPRS Unfunded Liability and Pension Contingency Fund
- C. Legal Advice Pursuant to A.R.S. §38-431.03(A)(3) Regarding Certificate of Participation (COP) Legal Opinion for CAFMA, and Recruitment by Arizona Fire and Medical Authority for Limited Purposes of the Same, with no Apparent Conflict of Interest

8. OLD BUSINESS

- A. Motion, Discussion, and Action Related to Training Center Drainage Issues
- B. Discussion and Possible Approval of Resolution 2021-11 Amending the Joint Powers Authority (JPA) Agreement in Order to Use Certificate of Participation (COP) to Fund PSPRS Unfunded Liability and Pension Contingency Fund

9. NEW BUSINESS

- A. Discussion and Possible Approval of Resolution 2021-07 and Fiscal Year 2021-2022 Final Budget and 5-Year Projection
- B. Discussion and Possible Approval of Central Yavapai Fire District Fiscal Certification for Fiscal Year Budget 2021-2022
- C. Discussion and Possible Approval of Resolution 2021-08 Assignment of Equity for Fiscal Year 2022
- D. Discussion and Possible Approval of Fiscal Year 2022 Bond Tax Rate of \$0.1636
- E. Discussion and Possible Approval of Resolution 2021-09 Board Meeting Schedule and Monthly Fund Transfers
- F. Discussion and Possible Action Regarding Certificate of Participation (COP) Legal Opinion for CAFMA, and Recruitment by Arizona Fire and Medical Authority for Limited Purposes of the Same, with no Apparent Conflict of Interest

10. ADJOURNMENT

Disabled persons needing reasonable accommodations should call 928-772-7711 prior to the scheduled meeting.

MINUTES

**Central Arizona Fire and Medical Authority
Central Yavapai Fire District Board of Directors
Regular Meeting
Monday, May 24, 2021, 4:30 pm - 5:00 pm
Central Arizona Fire and Medical Authority, Administration, 8603 E. Eastridge Drive,
Prescott Valley**

In Attendance

Dane Beck; Darlene Packard; Dave Tharp; Kathy Goodman; Matt Zurcher;
Pete Gordon; Rick Anderson; Susanne Dixon

Not In Attendance

Nicolas Cornelius; Scott A Freitag

NOTICE OF MEETING

Pursuant to A.R.S. § 38-431.02, notice is hereby given to the members of the Central Yavapai Fire District Board of Directors and the general public that the **Central Yavapai Fire District** will hold a meeting open to the public on **Monday, May 24, 2021 at 4:30 p.m.** The meeting will be held at **Central Arizona Fire and Medical Authority, Administration, 8603 E. Eastridge Drive, Prescott Valley, Arizona.** The Board may vote to go into Executive Session on any agenda item, pursuant to A.R.S. §38-431.03(A)(3) for discussion and consultation for legal advice with the District's Attorney on matters as set forth in the agenda item. The following topics and any variables thereto, will be subject to Board consideration, discussion, approval, or other action. All items are set for possible action. Members may attend in person or via remote methods of communication.

1. CALL TO ORDER / ROLL CALL OF BOARD MEMBERS

Chair Zurcher called the meeting to order at 4:30 p.m.

2. PLEDGE OF ALLEGIANCE

Chair Zurcher led the Pledge of Allegiance.

3. BOARD MEMBER REPORTS

Reports are informational only. Any item articulated in the reports is subject to clarification, discussion, and direction by the Board; no action will be taken.

There were no Board member comments.

4. CALL TO THE PUBLIC

In accordance with A.R.S. §38-431.01(H) and as a matter of policy, the Central Yavapai Fire District Board has decided to allow public comments as time permits. Therefore, those wishing to address the Board regarding an issue within the jurisdiction of this public body may do so in an orderly manner that includes completing a Call to the Public Form and submitting it to staff for the record. If a written statement is being read, please provide a copy to ensure it is entered into the record accurately. Individuals will be limited to speak for three (3) minutes and Call to the Public shall not exceed 15 minutes per meeting.

There were no public comments.

5. CONSENT AGENDA

All matters listed under consent agenda are considered to be routine by the Central Yavapai Fire District Board and will be enacted by one motion. There will be no separate discussion on these items. Any item may be removed by a Board member and will be considered separately for motion, discussion and action.

- A. Approve Regular Session Minutes - April 26, 2021
- B. Approve General Fund Financial Statements
- C. Approve Bond Debt Service Financial Statements
- D. Approve Annexation and Resolution 2021-05, Powers, 7049 E. Falcon's Nest Way, Parcel 306-01-079R

Motion to approve the Consent Agenda.

Move: Darlene Packard Second: Rick Anderson Status: Passed

Yes: Darlene Packard, Matt Zurcher, Dane Beck, Pete Gordon, Rick Anderson

6. VOTE TO GO INTO EXECUTIVE SESSION

- A. Legal Advice Pursuant to A.R.S. §38-431.03(A)(3) Regarding Using Certificates of Participation to Fund PSPRS Unfunded Liability and Pension Contingency Fund
- B. Legal Advice Pursuant to A.R.S. §38-431.03(A)(3) and Instruction to District Legal Counsel Pursuant to A.R.S. §38-431.03(A)(4) Re: Training Center Drainage

Executive Session was waived.

7. OLD BUSINESS

- A. Discussion and Possible Action Related to Training Center Drainage Issues

Chief Rose provided a brief update; the project is expected to be completed next week.

8. NEW BUSINESS

- A. Discussion and Possible Action Regarding Using Certificates of Participation to Fund PSPRS Unfunded Liability and Pension Contingency Fund

Chief Tharp explained that discussions are ongoing with Stifel and counsel regarding Certificates of Participation (COPs). When Staff has all the information, a Special Meeting for all three Boards will be called regarding the process going forward.

- B. Discussion and Possible Approval of Tentative Fiscal Year 2021-2022 Budget

Chief Tharp explained the three budget options included in the packet, and that the budget the Board selects will be recommended to the CAFMA Board. He reminded the Board that the budget is tentative, and the dollar amount can be decreased, but not increased.

Motion to approve the one-cent increased budget in the amount of \$21,499,921.

Move: Pete Gordon Second: Darlene Packard Status: Passed

Yes: Darlene Packard, Matt Zurcher, Dane Beck, Pete Gordon, Rick Anderson

C. Discussion and Possible Action Regarding Review and Selection of Audit Services for Fiscal Years 2021-2025

Chief Tharp reminded the Board of the RFP that had been sent out for a new auditing firm for the Agency's comprehensive general audits, which requested five year proposals so the Agency is able to move to a Comprehensive Annual Financial Report (CAFR) in the final two years. Staff recommendation is Henry+Horne as they have done a thorough job in the past and will not charge for the transition to the CAFR, which will save the Agency money.

Motion to approve the selection of Henry+Horne for audit services for 2021-2025 in the amount of \$20,000.00.

Move: Darlene Packard Second: Pete Gordon Status: Passed

Yes: Darlene Packard, Matt Zurcher, Dane Beck, Pete Gordon, Rick Anderson

9. ADJOURNMENT

Motion to adjourn at 4:40 p.m.

Move: Darlene Packard Second: Rick Anderson Status: Passed

Yes: Darlene Packard, Matt Zurcher, Dane Beck, Pete Gordon, Rick Anderson

CENTRAL YAVAPAI FIRE DISTRICT - GENERAL FUND
CHECK RECONCILIATION MAY, 2021

Reconciliation:	
Beginning Balance:	\$ 5,177,713.56
Deposits:	\$ 859,876.14
Transfer Out - Fire Authority:	\$ (4,827,874.71)
Disbursements:	\$ -
Interest Paid on Tax Roll Corrections:	\$ -
Fire District Deposit	\$ 6,110.67
County Adjustment:	\$ -
Ending Balance:	\$ 1,215,825.66

Difference Between Balances: \$ -

Deposits Per Bank Statement:	
Real Estate Taxes:	\$ 820,936.40
Personal Property Taxes:	\$ 19,246.17
Fire District Assistance Tax:	\$ 19,620.18
Interest Income:	\$ 73.39
Transfer to CAFMA:	\$ 4,827,874.71
Fire District Deposits:	\$ 6,110.67
Interest Paid on Tax Roll Corrections:	\$ -
County Adjustment:	\$ -
Ending Balance:	\$ 5,693,861.52

Bank Statement Balance:	
Balance Per Bank:	\$ 1,215,825.66
Outstanding Checks:	\$ -
Outstanding Deposits:	.

Ending Balance: \$ 1,215,825.66

G/L Ending Balance: \$ 1,215,825.66

\$ 1,215,825.66

Bank Reconciliation Register:	
Checks From Accounts Payable:	\$ -
Prior Period Adjustment:	
Other:	
Total Checks:	\$ -


Deposits From Accounts Receivable: \$ 6,110.67
Journal Entries From General Ledger: \$ 5,687,750.85
Outstanding Transfer:
Outstanding Deposit:

Ending Balance: \$ 5,693,861.52

Reconciliation Approved By:

Scott Freitag


Scott Freitag, Fire Chief

 Digitally signed by Scott Freitag
Date: 2021.06.22 08:56:39 -07'00'

Reconciliation Reviewed By:

Dave Tharp

David Tharp, Assistant Chief of Administration

 Digitally signed by Dave Tharp
Date: 2021.06.17 15:50:32 -07'00'

Reconciliation Prepared By:

Karen Butler Mauldin

Karen Butler Mauldin, Finance Manager

 Digitally signed by Karen Butler Mauldin
Date: 2021.06.16 10:19:27 -07'00'

CENTRAL YAVAPAI FIRE DISTRICT
General Fund Tax Collection Information

Total Levy Month	FY 15-16 \$13,284,318 Collected	FY 16-17 \$14,116,233 Collected	FY 17-18 \$16,282,904 Collected	FY 18-19 \$16,529,780 Collected	FY 19-20 \$17,960,663 Collected	FY 20-21 \$19,423,017 Collected
July	\$78,757	\$50,468	\$47,993	\$48,809	\$53,398	\$113,844
%	0.593%	0.358%	0.295%	0.295%	0.297%	0.586%
% To Date	0.5929%	0.3575%	0.2947%	0.2953%	0.2973%	0.5861%
August	\$33,291	\$26,519	\$25,442	\$29,028	\$18,645	\$21,440
%	0.251%	0.188%	0.156%	0.176%	0.104%	0.110%
% To Date	0.8435%	0.5454%	0.4510%	0.4709%	0.4011%	0.6965%
September	\$1,245,953	\$789,429	\$768,730	\$136,335	\$151,569	\$38,040
%	9.379%	5.592%	4.721%	0.825%	0.844%	0.196%
% To Date	10.2226%	6.1377%	5.1721%	1.2957%	1.2450%	0.8924%
October	\$4,753,774	\$3,589,494	\$6,179,209	\$6,735,649	\$7,842,869	\$7,733,468
%	35.785%	25.428%	37.949%	40.749%	43.667%	39.816%
% To Date	46.0074%	31.5659%	43.1211%	42.0442%	44.9119%	40.7084%
November	\$1,053,509	\$3,154,358	\$1,286,322	\$2,208,068	\$1,675,932	\$2,373,821
%	7.930%	22.346%	7.900%	13.358%	9.331%	12.222%
% To Date	53.9379%	53.9115%	51.0210%	55.4024%	54.2431%	52.9301%
December	\$847,617	\$896,697	\$987,194	\$1,064,960	\$1,336,392	\$1,753,590
%	6.3806%	6.3522%	6.0628%	6.4427%	7.4407%	9.0284%
% To Date	60.3185%	60.2637%	57.0837%	61.8450%	61.6837%	61.9585%
January	\$302,609	\$368,574	\$609,745	\$416,757	\$428,512	\$450,460
%	2.2779%	2.6110%	3.7447%	2.5212%	2.3858%	2.3192%
% To Date	62.5964%	62.8747%	60.8284%	64.3663%	64.0696%	64.2777%
February	\$351,342	\$394,891	\$350,747	\$328,790	\$452,992	\$306,355
%	2.6448%	2.7974%	2.1541%	1.9891%	2.5221%	1.5773%
% To Date	65.2412%	65.6721%	62.9825%	66.3554%	66.5917%	65.8550%
March	\$526,700	\$606,436	\$629,128	\$657,391	\$623,229	\$520,420
%	3.9648%	4.2960%	3.8637%	3.9770%	3.4700%	2.6794%
% To Date	69.2061%	69.9681%	66.8462%	70.3324%	70.0617%	68.5344%
April	\$3,444,316	\$3,343,070	\$3,414,235	\$3,987,889	\$4,164,352	\$4,734,267
%	25.9277%	23.6824%	20.9682%	24.1255%	23.1860%	24.3745%
% To Date	95.1337%	93.6506%	87.8145%	94.4579%	93.2476%	92.9089%
May	\$416,552	\$678,353	\$813,680	\$695,530	\$837,799	\$840,183
%	3.1357%	4.8055%	4.9971%	4.2077%	4.6646%	4.3257%
% To Date	98.2694%	98.4561%	92.8116%	98.6656%	97.9123%	97.2346%
June	\$200,523	\$183,806	\$187,184	\$220,679	\$201,547	\$0
%	1.5095%	1.3021%	1.1496%	1.3350%	1.1222%	0.0000%
% To Date	99.7789%	99.7582%	93.9612%	100.0006%	99.0344%	97.2346%
TOTALS	\$13,254,943	\$14,082,095	\$15,299,608	\$16,529,886	\$17,787,237	\$18,885,888
Delinquency	0.2211%	0.2418%	6.0388%	-0.0006%	0.9656%	2.7654%

CENTRAL YAVAPAI FIRE DISTRICT
FDAT Collection Information

Total Levy Month	FY 15-16 \$313,900 Collected	FY 16-17 \$313,900 Collected	FY 17-18 \$333,290 Collected	FY 18-19 \$333,290 Collected	FY 19-20 \$366,547 Collected	FY 20-21 \$400,000 Collected
July	\$2,501	\$1,423	\$1,630	\$1,238	\$1,475	\$2,769
%	0.797%	0.453%	0.489%	0.371%	0.403%	0.692%
% To Date	0.7966%	0.4533%	0.4890%	0.3715%	0.4025%	0.6923%
August	\$1,456	\$661	\$534	\$707	\$1,109	\$662
%	0.464%	0.211%	0.160%	0.212%	0.303%	0.166%
% To Date	1.2606%	0.6638%	0.6491%	0.5835%	0.7050%	0.8579%
September	\$26,332	\$8,777	\$12,654	\$3,182	\$7,941	\$879
%	8.389%	2.796%	3.797%	0.955%	2.166%	0.220%
% To Date	9.6492%	3.4600%	4.4456%	1.5383%	2.8713%	1.0777%
October	\$97,909	\$86,411	\$93,081	\$139,813	\$459,768	\$160,480
%	31.191%	27.528%	27.928%	41.949%	125.432%	40.120%
% To Date	40.8405%	30.9882%	32.3735%	43.4876%	128.3035%	41.1979%
November	\$43,410	\$75,219	\$74,651	\$59,861	\$128,454	\$48,339
%	13.8292%	23.9628%	22.3983%	17.9606%	35.0443%	12.0848%
% To Date	54.6697%	54.9510%	54.7717%	61.4482%	163.3478%	53.2826%
December	\$20,201	\$24,923	\$21,663	\$25,413	(\$344,794)	\$39,219
%	6.4354%	7.9398%	6.4997%	7.6250%	-94.0656%	9.8048%
% To Date	61.1051%	62.8908%	61.2715%	69.0732%	69.2822%	63.0874%
January	\$10,565	\$11,762	\$11,312	\$11,149	\$11,446	\$12,625
%	3.3658%	3.7471%	3.3939%	3.3450%	3.1227%	3.1562%
% To Date	64.4709%	66.6378%	64.6654%	72.4183%	72.4049%	66.2436%
February	\$7,946	\$8,291	\$8,056	\$7,409	\$10,419	\$6,657
%	2.531%	2.641%	2.417%	2.223%	2.842%	1.664%
% To Date	67.0023%	69.2790%	67.0825%	74.6413%	75.2473%	67.9079%
March	\$12,018	\$12,638	\$12,174	\$13,713	\$13,361	\$10,897
%	3.8284%	4.0261%	3.6528%	4.1143%	3.6452%	2.7242%
% To Date	70.8307%	73.3051%	70.7354%	78.7556%	78.8925%	70.6320%
April	\$35,416	\$62,586	\$63,209	\$79,859	\$85,315	\$88,842
%	11.2825%	19.9382%	18.9651%	23.9607%	23.2754%	22.2104%
% To Date	82.1132%	93.2433%	89.7005%	102.7163%	102.1679%	92.8424%
May	\$51,376	\$23,662	\$23,731	\$18,881	\$21,832	\$19,620
%	16.3671%	7.5381%	7.1201%	5.6650%	5.9561%	4.9050%
% To Date	98.4803%	100.7814%	96.8206%	108.3813%	108.1240%	97.7475%
June	\$6,266	\$4,682	\$5,094	\$5,726	\$4,474	\$0
%	1.9962%	1.4916%	1.5285%	1.7181%	1.2206%	0.0000%
% To Date	100.4765%	102.2729%	98.3491%	110.0994%	109.3446%	97.7475%
TOTALS	\$315,396	\$321,035	\$327,788	\$366,950	\$400,799	\$390,990
Delinquency	-0.4765%	-2.2729%	1.6509%	-10.0994%	-9.3446%	2.2525%
	100.0000%	100.0000%	100.0000%	100.0000%	100.0000%	100.0000%



2020 - 2021 Cash Flow By Month: MAY

	ACTUAL											PROJECTED
	July	Aug.	Sept.	Oct.	Nov.	Dec.	Jan.	Feb.	March	April	May	June
Revenues:												
Property Taxes	113,844	21,440	38,040	7,829,124	2,373,821	1,753,590	450,460	306,355	520,420	4,734,267	840,183	1,618,585
FDAT	2,769	662	879	160,480	48,339	39,219	12,625	6,657	10,897	88,842	19,620	33,333
Fee for Service	1,798	8,446	9,533	-	4,767	4,767	4,767	4,767	4,767	5,264	4,767	4,639
Interest Income	354	69	-	3,024	-	718	275	38	283	-	73	-
Grants	-	-	-	-	-	-	-	-	-	-	-	-
Misc. Non Levy	-	-	-	-	-	-	-	-	-	-	-	-
RevenueTotals:	118,766	30,617	48,452	7,992,628	2,426,927	1,798,293	468,126	317,817	536,366	4,828,372	864,643	1,656,557

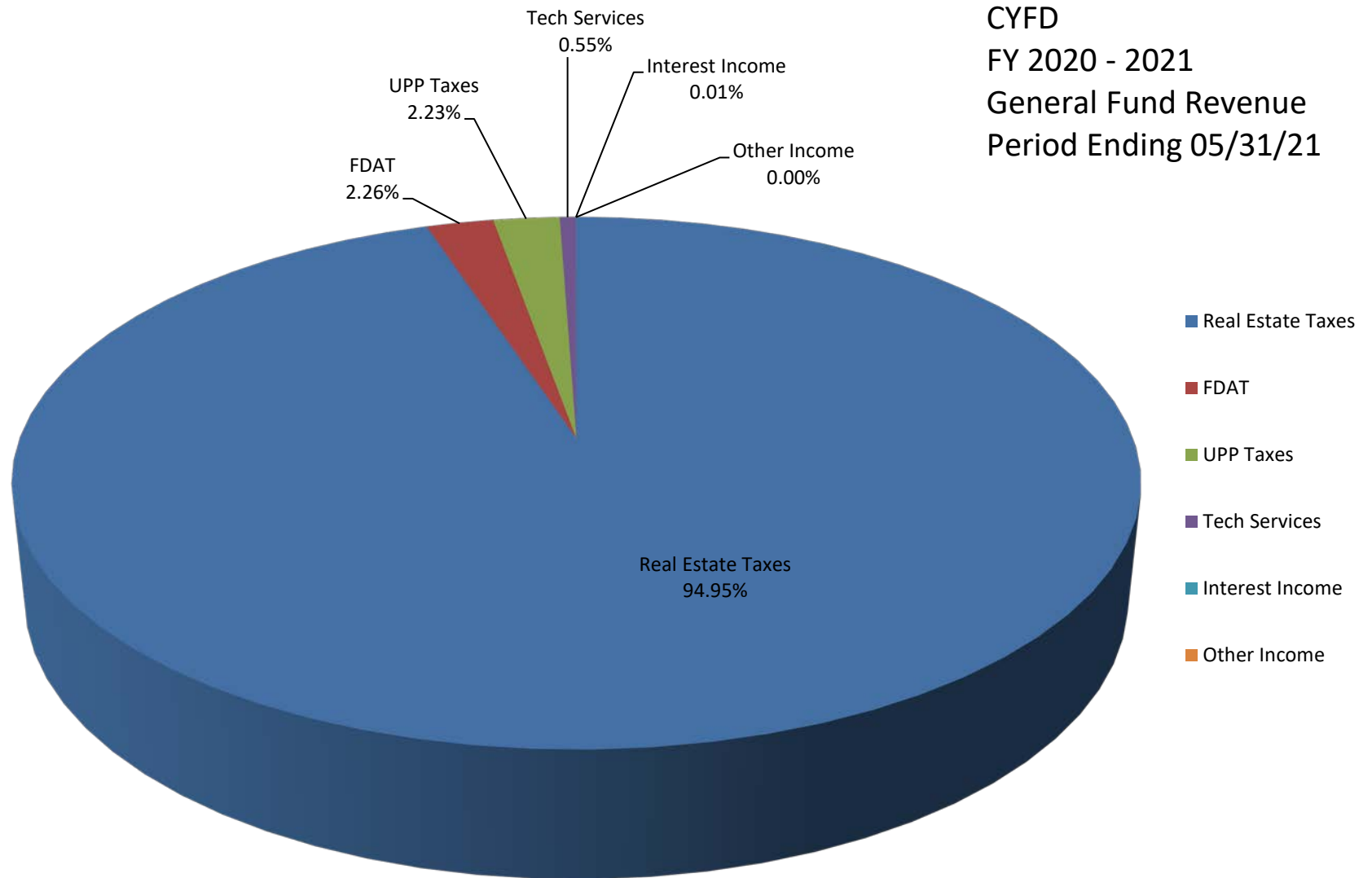
Expenditures:												
Audit/Accounting,												
Election, Legal,	2,048	-	-	608	2,025	-	4,309	383	36	-	-	7,792
Fire Board Expenses												
Fire Authority Funding	224,466	118,766	30,617	48,452	7,992,628	2,426,927	1,798,293	468,126	723,745	536,366	4,827,875	1,647,099
Miscellaneous	7	338	(330)		0	10	11	17	17	0	-	
ExpenditureTotals:	226,520	119,105	30,287	49,060	7,994,653	2,426,937	1,802,614	468,525	723,798	536,366	4,827,875	1,654,890

[illegible]

**CENTRAL YAVAPAI FIRE DISTRICT
REVENUE GRAPH DATA**

	Revenue	Budget	%
Real Estate Taxes	\$ 820,936	\$ 19,423,017	94.95
FDAT	\$ 19,620	\$ 400,000	2.26
UPP Taxes	\$ 19,246	\$ -	2.23
Tech Services	\$ 4,767	\$ 55,668	0.55
Interest Income	\$ 73	\$ -	0.01
Other Income	\$ -	\$ -	0.00
TOTALS:	\$ 864,643	\$ 19,878,685	100.00

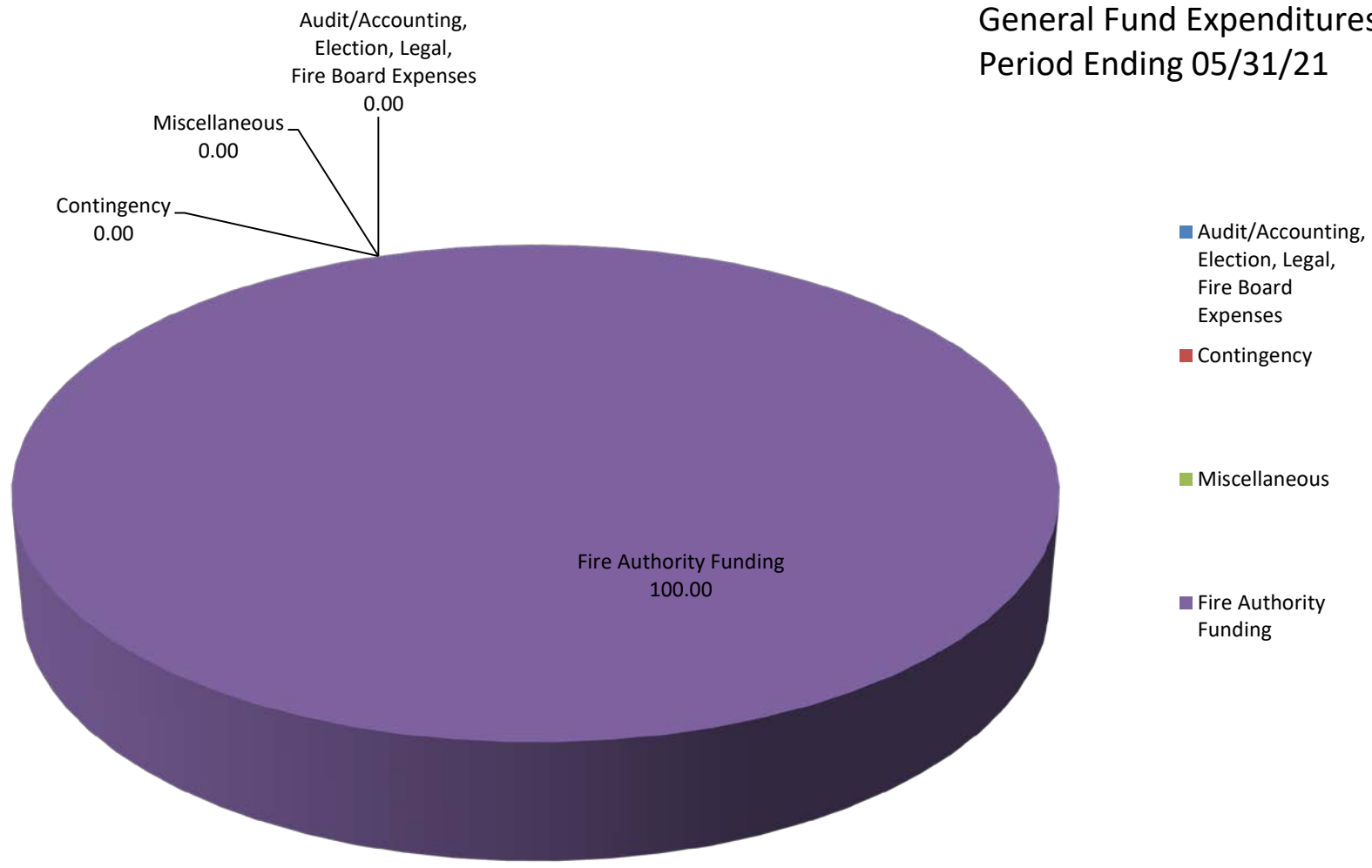
CYFD
FY 2020 - 2021
General Fund Revenue
Period Ending 05/31/21



**CENTRAL YAVAPAI FIRE DISTRICT
EXPENSE GRAPH DATA**

Expense		Budget	%
Audit/Accounting, Election, Legal, Fire Board Expenses	\$0	\$ 93,500	0.00
Contingency	\$0	\$ 20,000	0.00
Miscellaneous	\$0	\$ -	0.00
Fire Authority Funding	\$4,827,875	\$ 19,765,185	100.00
TOTAL:	\$4,827,875	\$ 19,878,685	100.00

CYFD
FY 2020 - 2021
General Fund Expenditures
Period Ending 05/31/21



CENTRAL YAVAPAI FIRE DISTRICT
GENERAL FUND - MAY 2021

Real Estate Taxes:	\$	820,936.40
UPP Taxes:	\$	19,246.17
FDAT:	\$	19,620.18
Interest Received:	\$	73.39
Fire District Deposits:	\$	6,110.67
Other:	\$	-
<hr/>		
TOTAL:	\$	865,986.81
<hr/>		

Transferred to CAFMA: <i>Fire Authority Funding</i>	\$	4,827,874.71
---	----	--------------



Yavapai County Treasurer

Monthly Statement

Date Range: 5/1/2021 to 5/31/2021

Central Yavapai Fire Dist - General Fund
Fund: 6060040000



Yavapai County Treasurer

Monthly Statement

Date Range: 5/1/2021 to 5/31/2021

Account	Period	YTD		
6060040000	Central Yavapai Fire Dist GF			
Begin Balance:	5,177,713.56	989,851.12		
Income:	865,986.81	19,535,298.82		
LOC Advance:	.00	.00		
Expense:	(4,827,874.71)	(19,309,324.28)	LOC:	.00
LOC Payments:	.00	.00	Warrants Outstanding:	.00
Cash Balance:	1,215,825.66	1,215,825.66	End:	1,215,825.66



Yavapai County Treasurer

Monthly Statement

Date Range: 5/1/2021 to 5/31/2021

Monthly Statement Summary				
Source Code	Description		MTDAmount	YTDAmount
6060040000	Central Yavapai Fire Dist GF	Beginning Balance:	5,177,713.56	989,851.12
11100.2008	2008 Real Estate Taxes		.00	58.25
11100.2009	2009 Real Estate Taxes		.00	58.28
11100.2010	2010 Real Estate Taxes		.00	15.63
11100.2011	2011 Real Estate Taxes		.00	3.90
11100.2012	2012 Real Estate Taxes		.00	13.34
11100.2013	2013 Real Estate Taxes		.00	23.50
11100.2014	2014 Real Estate Taxes		.00	27.60
11100.2015	2015 Real Estate Taxes		.00	26.67
11100.2016	2016 Real Estate Taxes		.00	15.62
11100.2017	2017 Real Estate Taxes		.00	(3.24)
11100.2018	2018 Real Estate Taxes		.00	61.20
11100.2019	2019 Real Estate Taxes		1.42	266,696.14
11100.2020	2020 Real Estate Taxes		820,934.98	18,509,310.19
12100.2009	2009 Personal Property Taxes		.00	18.56
12100.2011	2011 Personal Property Taxes		16.09	17.90
12100.2012	2012 Personal Property Taxes		5.18	32.78
12100.2013	2013 Personal Property Taxes		.00	50.06
12100.2014	2014 Personal Property Taxes		.00	128.55
12100.2015	2015 Personal Property Taxes		.00	219.44
12100.2016	2016 Personal Property Taxes		.00	263.28
12100.2017	2017 Personal Property Taxes		.00	527.74
12100.2018	2018 Personal Property Taxes		.00	2,039.06
12100.2019	2019 Personal Property Taxes		47.99	6,958.86
12100.2020	2020 Personal Property Taxes		19,176.91	283,368.89
37122.0	Fire District Deposit		6,110.67	54,487.89
37150.0	FDAT Distributions		19,620.18	390,989.80
38108.0	Interest on Investments Charles Schwab		.00	1,152.59
38109.0	Interest on Investments St Treas		73.39	771.15
38113.0	Interest on Investments-Wells Fargo		.00	2,909.88
7376.0	Transfer in		.00	15,055.31
90002.0	Interest Pd on Tax Roll Corrections		.00	(70.55)
91032.0	Warrants Redeemed		.00	(9,547.42)
91702.0	Transfer out		(4,827,874.71)	(19,299,376.31)
92185.0	Paying Agent Fees		.00	(330.00)
		Ending Balance:	1,215,825.66	1,215,825.66

Monthly Statement Detail				
Date	Notes	Doc #	Amount	C/D



Yavapai County Treasurer

Monthly Statement

Date Range: 5/1/2021 to 5/31/2021

6060040000 Central Yavapai Fire Dist GF			Beginning Balance: 5,177,713.56	
11100.2019 2019 Real Estate Taxes			Source Code Total: 1.42	
05/20	Tax Distribution	0	1.42	C
11100.2020 2020 Real Estate Taxes			Source Code Total: 820,934.98	
05/03	Tax Distribution	0	24.96	C
05/03	Tax Distribution	0	257,758.70	C
05/03	Tax Distribution	0	(571.98)	C
05/03	Tax Distribution	0	11,161.28	C
05/03	Tax Distribution	0	46,811.77	C
05/03	Tax Distribution	0	15,415.52	C
05/04	Tax Distribution	0	17,918.43	C
05/04	Tax Distribution	0	(271.61)	C
05/04	Tax Distribution	0	3,570.34	C
05/04	Tax Distribution	0	39,391.91	C
05/04	Tax Distribution	0	17,359.02	C
05/04	Tax Distribution	0	42,330.78	C
05/04	Tax Distribution	0	18,817.28	C
05/04	Tax Distribution	0	27,230.36	C
05/05	Tax Distribution	0	377.96	C
05/05	Tax Distribution	0	12,445.68	C
05/05	Tax Distribution	0	(310.79)	C
05/05	Tax Distribution	0	26,779.97	C
05/05	Tax Distribution	0	51,415.53	C
05/05	Tax Distribution	0	18,207.82	C
05/05	Tax Distribution	0	27,165.01	C
05/05	Tax Distribution	0	12,883.70	C
05/06	Tax Distribution	0	2,363.96	C
05/06	Tax Distribution	0	23,303.07	C
05/06	Tax Distribution	0	131.15	C
05/06	Tax Distribution	0	8,336.93	C
05/06	Tax Distribution	0	8,430.83	C
05/07	Tax Distribution	0	9,947.96	C
05/07	Tax Distribution	0	112.35	C
05/10	Tax Distribution	0	453.06	C
05/10	Tax Distribution	0	4,637.54	C
05/10	Tax Distribution	0	257.23	C
05/10	Tax Distribution	0	1,925.14	C
05/10	Reverse double payment 402-32-13400 3/8/21	0	(198.01)	C
05/11	Tax Distribution	0	4,666.75	C
05/11	Tax Distribution	0	2,401.56	C
05/11	Tax Distribution	0	1,697.70	C
05/11	Tax Distribution	0	6,983.33	C
05/12	Tax Distribution	0	304.42	C



Yavapai County Treasurer

Monthly Statement

Date Range: 5/1/2021 to 5/31/2021

05/12	Tax Distribution	0	28.97	C
05/12	Tax Distribution	0	5,009.03	C
05/12	Tax Distribution	0	435.46	C
05/12	Tax Distribution	0	2,355.77	C
05/12	Tax Distribution	0	2,582.87	C
05/13	Tax Distribution	0	(153.52)	C
05/13	Tax Distribution	0	2,901.13	C
05/13	Tax Distribution	0	3,599.47	C
05/14	Tax Distribution	0	2,348.50	C
05/14	Tax Distribution	0	2,837.80	C
05/17	Tax Distribution	0	433.67	C
05/17	Tax Distribution	0	1,828.13	C
05/17	Tax Distribution	0	934.28	C
05/17	Tax Distribution	0	2,787.33	C
05/18	Tax Distribution	0	1,311.68	C
05/18	Tax Distribution	0	2,890.16	C
05/18	Tax Distribution	0	21.05	C
05/18	Tax Distribution	0	1,080.62	C
05/18	Tax Distribution	0	3,924.11	C
05/19	Tax Distribution	0	276.79	C
05/19	Tax Distribution	0	(197.48)	C
05/19	Tax Distribution	0	5,731.79	C
05/19	Tax Distribution	0	1,483.13	C
05/19	Tax Distribution	0	2,342.42	C
05/20	Tax Distribution	0	197.70	C
05/20	Tax Distribution	0	3,555.26	C
05/21	Tax Distribution	0	(454.68)	C
05/21	Tax Distribution	0	2,002.37	C
05/21	Tax Distribution	0	3,102.85	C
05/24	Tax Distribution	0	2,378.12	C
05/24	Tax Distribution	0	(285.79)	C
05/24	Tax Distribution	0	1,044.69	C
05/24	Tax Distribution	0	5,246.42	C
05/24	Tax Distribution	0	704.24	C
05/25	Tax Distribution	0	239.41	C
05/25	Tax Distribution	0	(629.48)	C
05/25	Tax Distribution	0	688.01	C
05/25	Tax Distribution	0	2,112.94	C
05/25	Tax Distribution	0	725.13	C
05/25	Tax Distribution	0	18,506.27	C
05/26	Tax Distribution	0	148.47	C
05/26	Tax Distribution	0	1,651.05	C
05/26	Tax Distribution	0	396.53	C



Yavapai County Treasurer

Monthly Statement

Date Range: 5/1/2021 to 5/31/2021

05/27	Tax Distribution	0	198.85	C
05/27	Tax Distribution	0	2,614.24	C
05/27	Tax Distribution	0	3,998.11	C
05/28	Tax Distribution	0	4,334.50	C
12100.2011 2011 Personal Property Taxes			Source Code Total: 16.09	
05/27	Tax Distribution	0	16.09	C
12100.2012 2012 Personal Property Taxes			Source Code Total: 5.18	
05/14	Tax Distribution	0	3.32	C
05/28	Tax Distribution	0	1.86	C
12100.2019 2019 Personal Property Taxes			Source Code Total: 47.99	
05/04	Tax Distribution	0	47.99	C
12100.2020 2020 Personal Property Taxes			Source Code Total: 19,176.91	
05/03	Tax Distribution	0	235.83	C
05/03	Tax Distribution	0	352.09	C
05/03	Tax Distribution	0	166.62	C
05/04	Tax Distribution	0	187.74	C
05/04	Tax Distribution	0	223.22	C
05/04	Tax Distribution	0	171.45	C
05/04	Tax Distribution	0	364.71	C
05/04	Tax Distribution	0	170.67	C
05/04	Tax Distribution	0	11,627.19	C
05/05	Tax Distribution	0	196.60	C
05/05	Tax Distribution	0	735.87	C
05/05	Tax Distribution	0	404.73	C
05/05	Tax Distribution	0	1,308.67	C
05/06	Tax Distribution	0	.25	C
05/06	Tax Distribution	0	885.66	C
05/06	Tax Distribution	0	88.58	C
05/06	Tax Distribution	0	380.21	C
05/07	Tax Distribution	0	5.89	C
05/07	Tax Distribution	0	50.62	C
05/11	Tax Distribution	0	29.63	C
05/11	Tax Distribution	0	216.27	C
05/11	Tax Distribution	0	281.57	C
05/12	Tax Distribution	0	25.79	C
05/12	Tax Distribution	0	50.99	C
05/12	Tax Distribution	0	130.00	C
05/13	Tax Distribution	0	36.35	C
05/14	Tax Distribution	0	(9.65)	C
05/17	Tax Distribution	0	24.64	C
05/18	Tax Distribution	0	132.30	C
05/18	Tax Distribution	0	20.91	C
05/18	Tax Distribution	0	142.51	C



Yavapai County Treasurer

Monthly Statement

Date Range: 5/1/2021 to 5/31/2021

05/19	Tax Distribution	0	133.98	C
05/20	Tax Distribution	0	93.03	C
05/20	Tax Distribution	0	25.49	C
05/21	Tax Distribution	0	91.53	C
05/27	Tax Distribution	0	98.95	C
05/28	Tax Distribution	0	96.02	C
37122.0 Fire District Deposit			Source Code Total: 6,110.67	
05/06	Central Yavapai Fire	0	6,110.67	C
37150.0 FDAT Distributions			Source Code Total: 19,620.18	
05/03	Fire Dist Assistance Tax 0.144320	0	8,676.10	C
05/04	Fire Dist Assistance Tax 0.144320	0	4,267.80	C
05/05	Fire Dist Assistance Tax 0.144320	0	2,836.49	C
05/06	Fire Dist Assistance Tax 0.144320	0	807.29	C
05/07	Fire Dist Assistance Tax 0.144320	0	297.79	C
05/10	Fire Dist Assistance Tax 0.144320	0	213.04	C
05/11	Fire Dist Assistance Tax 0.144320	0	304.76	C
05/12	Fire Dist Assistance Tax 0.144320	0	318.99	C
05/13	Fire Dist Assistance Tax 0.144320	0	206.45	C
05/14	Fire Dist Assistance Tax 0.144320	0	71.00	C
05/17	Fire Dist Assistance Tax 0.144320	0	156.07	C
05/18	Fire Dist Assistance Tax 0.144320	0	300.22	C
05/19	Fire Dist Assistance Tax 0.144320	0	149.19	C
05/20	Fire Dist Assistance Tax 0.144320	0	53.14	C
05/21	Fire Dist Assistance Tax 0.144320	0	101.90	C
05/24	Fire Dist Assistance Tax 0.144320	0	375.48	C
05/25	Fire Dist Assistance Tax 0.144320	0	208.53	C
05/26	Fire Dist Assistance Tax 0.144320	0	83.31	C
05/27	Fire Dist Assistance Tax 0.144320	0	90.59	C
05/28	Fire Dist Assistance Tax 0.144320	0	102.04	C
38109.0 Interest on Investments St Treas			Source Code Total: 73.39	
05/25	Investment Interest	0	73.39	C
91702.0 Transfer out			Source Code Total: (4,827,874.71)	
05/17	Transfer per request dtd 5/17/21 KB	0	(4,827,874.71)	D
6060040000 Central Yavapai Fire Dist GF			Ending Balance: 1,215,825.66	

CENTRAL YAVAPAI FIRE DISTRICT
Bank Reconciliation Summary
For the Bank Statement ending: 5/31/2021

BANK CONTROL ID: CYFD - GENERAL FUND		DESC: GENERAL FUND	ACCOUNT NO: 1100
Beginning Balance:	05/01/21		\$5,177,713.56
Deposits and Credits:			\$865,986.81
Checks and Charges:			(\$4,827,874.71)
Adjustments:			\$0.00
Ending Balance Per Reconciliation:			<u>\$1,215,825.66</u>
Ending Balance Per Bank Statement:	05/31/21		\$1,215,825.66
* Outstanding Deposits and Credits:	05/31/21		\$0.00
* Outstanding Checks and Charges:	05/31/21		\$0.00
Ending Book Balance:			<u>\$1,215,825.66</u>

* Outstanding amounts are all outstanding credits and charges dated prior or equal to the Reconciliation date.

CENTRAL YAVAPAI FIRE DISTRICT
BR Checks and Charges Cleared
For the Bank Statement ending: 5/31/21

CYFD		General Fund		General Fund		1100
Date	Document	Description	Module	Company	Amount	
05/31/21	Cash With Yav Cty	Fire Authority Funding May 202	GL	CYFD	\$4,827,874.71	
TOTAL CHECKS AND CHARGES CLEARED:					\$4,827,874.71	

CENTRAL YAVAPAI FIRE DISTRICT
BR Checks and Charges Outstanding
For the Bank Statement ending:

<u>Date</u>	<u>Document</u>	<u>Description</u>	<u>Module</u>	<u>Company</u>	<u>Amount</u>
-------------	-----------------	--------------------	---------------	----------------	---------------

TOTAL CHECKS AND CHARGES OUTSTANDING:

CENTRAL YAVAPAI FIRE DISTRICT

BR Deposits and Credits Cleared
For the Bank Statement ending: 5/31/21

CYFD		General Fund			1100
Date	Document	Description	Module	Company	Amount
05/06/21	5122	Deposit	AR	CYFD	\$1,344.04
05/06/21	5123	Deposit	AR	CYFD	\$4,766.63
05/31/21	Cash With Yav Cty	GF Tax and Interest Revenue Ma	GL	CYFD	\$859,876.14
TOTAL DEPOSITS AND CREDITS CLEARED:					\$865,986.81

CENTRAL YAVAPAI FIRE DISTRICT
BR Deposits and Credits Outstanding
For the Bank Statement ending:

Date	Document	Description	Module	Company	Amount
------	----------	-------------	--------	---------	--------

TOTAL DEPOSITS AND CREDITS OUTSTANDING:

CENTRAL YAVAPAI FIRE DISTRICT
Bank Reconciliation Register

Document Number	Date	BR Status	Void?	Description	Date Cleared	Amount
-----------------	------	-----------	-------	-------------	--------------	--------

MODULE: DEPOSITS FROM ACCOUNTS RECEIVABLE

BANK CONTROL ID: CYFD - GENERAL FUND

5122	05/06/21	Marked	No	Deposit	06/16/21	\$1,344.04
5123	05/06/21	Marked	No	Deposit	06/16/21	\$4,766.63
SUB TOTAL FOR BANK:						\$6,110.67
TOTAL FOR MODULE:						\$6,110.67

MODULE: JOURNAL ENTRIES FROM GENERAL LEDGER

BANK CONTROL ID: CYFD - GENERAL FUND

Cash With Yav Cty	05/31/21	Marked	No	Fire Authority Funding May 202	06/16/21	\$4,827,874.71
Cash With Yav Cty	05/31/21	Marked	No	GF Tax and Interest Revenue Ma	06/16/21	\$859,876.14
SUB TOTAL FOR BANK:						\$5,687,750.85
TOTAL FOR MODULE:						\$5,687,750.85

CENTRAL YAVAPAI FIRE DISTRICT
BR Adjustments Report
For the Bank Statement ending:

Date	Document	Description	GL Account	Offset Amt	Adj. Amt
------	----------	-------------	------------	------------	----------

DOCUMENT:

ADJUSTMENT DOCUMENT " TOTAL:

TOTAL FOR ALL ADJUSTMENTS:

6/16/21
10:02:02 AM

CENTRAL YAVAPAI FIRE DISTRICT
Income Statement
(Original Budget to Actual Comparison)
For the period of 5/1/2021 Through 5/31/2021

	Account	Actual	Current Period Budget	Variance	%	Actual	Year To Date Budget	Variance	%
<u>Revenues</u>									
Real Estate Tax	400000000	\$820,936.40	\$0.00	\$820,936.40	0.0%	\$18,687,917.93	\$19,423,017.00	\$(735,099.07)	(3.8)%
Personal Property Tax	410000000	19,246.17	0.00	19,246.17	0.0	293,625.12	0.00	293,625.12	0.0
Fire District Assistance Tax	420000000	19,620.18	0.00	19,620.18	0.0	390,989.80	400,000.00	(9,010.20)	(2.3)
Cell Tower Lease Revenue	477500000	4,766.63	0.00	4,766.63	0.0	53,641.10	55,668.00	(2,026.90)	(3.6)
Interest Income-General Fund	490000000	73.39	0.00	73.39	0.0	4,833.62	0.00	4,833.62	0.0
Net Revenues		\$864,642.77	\$0.00	\$864,642.77	0.0 %	\$19,431,007.57	\$19,878,685.00	\$(447,677.43)	(2.3)%
<u>Personnel Expenses</u>									
Fire Authority Funding	670010000	\$4,827,874.71	\$0.00	\$(4,827,874.71)	0.0%	\$19,196,261.85	\$19,765,185.00	\$568,923.15	2.9%
Total Personnel Expenses		\$4,827,874.71	\$0.00	\$(4,827,874.71)	0.0 %	\$19,196,261.85	\$19,765,185.00	\$568,923.15	2.9 %
<u>Service Expenses</u>									
Audit & Accounting	640010000	\$0.00	\$0.00	\$0.00	0.0%	\$5,207.50	\$7,500.00	\$2,292.50	30.6%
Other Prof Services/Admin	640510000	0.00	0.00	0.00	0.0	0.00	80,000.00	80,000.00	100.0
Legal Services - Routine	641010000	0.00	0.00	0.00	0.0	2,182.50	5,000.00	2,817.50	56.4
Legal Services - Non-Routine	641010600	0.00	0.00	0.00	0.0	1,942.50	0.00	(1,942.50)	0.0
Fire Board Expenses	644110000	0.00	0.00	0.00	0.0	74.92	1,000.00	925.08	92.5
Misc/Admin	661010000	0.00	0.00	0.00	0.0	70.55	0.00	(70.55)	0.0
Total Service Expenses		\$0.00	\$0.00	\$0.00	0.0 %	\$9,477.97	\$93,500.00	\$84,022.03	89.9 %
Total Expenses		\$4,827,874.71		\$(4,827,874.71)		\$19,205,739.82	\$19,858,685.00	\$652,945.18	3.3%
Income (Loss) from Operations		\$(3,963,231.94)	\$0.00	\$(3,963,231.94)	0.0%	\$225,267.75	\$20,000.00	\$205,267.75	1026.3%
<u>Contingency</u>									
Funded Contingency/Admin	780010000	\$0.00	\$0.00	\$0.00	0.0%	\$0.00	\$(20,000.00)	\$20,000.00	100.0%
Total Contingency		\$0.00	\$0.00	\$0.00	0.0 %	\$0.00	\$(20,000.00)	\$20,000.00	100.0 %
Net Income (Loss)		\$(3,963,231.94)	\$0.00	\$(3,963,231.94)	0.0%	\$225,267.75	\$0.00	\$225,267.75	0.0%

6/16/21
10:02:55 AM

CENTRAL YAVAPAI FIRE DISTRICT

Balance Sheet

As of 5/31/2021

Assets

Current Assets

Cash with Yavapai County	\$1,215,825.66	
Taxes Receivable	328,820.73	
Misc. Receivables	(846.79)	
Total Current Assets		\$1,543,799.60

Total Assets

\$1,543,799.60

Liabilities and Net Assets

Current Liabilities

Accounts Payable	\$2,048.00	
Deferred Revenue	410,168.73	
CAFMA accounts payable	224,466.00	
Total Current Liabilities		\$636,682.73

Total Liabilities

\$636,682.73

Net Assets

Fund Balance	\$681,849.12	
Current Year Net Assets	225,267.75	
Total Net Assets		907,116.87
Total Liabilities and Net Assets		\$1,543,799.60

CENTRAL YAVAPAI FIRE DISTRICT
GL Account Ledger - Detail By Period
5/1/2021 through 5/31/2021

Batch	Journal	Entry #	Date	Job	Document	Description	Debits	Credits	Balance
1100.0.0.000		CASH WITH YAVAPAI COUNTY							\$5,177,713.56
4885	CR	1489206	05/06/21		3323880890	AT&T MOBILITY, LLC -	4,766.63	-	5,182,480.19
4885	CR	1489204	05/06/21		3323893655	AT&T MOBILITY, LLC -	1,344.04	-	5,183,824.23
4889	A	1489220	05/31/21		Cash With Yav Cty	Fire Authority Funding May 2021	-	4,827,874.71	355,949.52
4891	A	1489224	05/31/21		Cash With Yav Cty	GF Tax and Interest Revenue May 2021	859,876.14	-	1,215,825.66
CASH WITH YAVAPAI COUNTY TOTALS:							\$865,986.81	\$4,827,874.71	\$1,215,825.66
TOTAL OF LEDGER:							\$865,986.81	\$4,827,874.71	\$1,215,825.66

CENTRAL YAVAPAI FIRE DISTRICT

GL Trial Balance Worksheet
For The Period of 5/1/2021 through 5/31/2021

Account	Description	Balances				Adjustments
		Beginning	Debits	Credits	Ending	
1100.0.0.000	Cash with Yavapai County	\$5,177,713.56	\$865,986.81	\$4,827,874.71	\$1,215,825.66	
TOTALS:		<u>\$5,177,713.56</u>	<u>\$865,986.81</u>	<u>\$4,827,874.71</u>	<u>\$1,215,825.66</u>	

* Inactive accounts are marked and appear in grey.

CENTRAL YAVAPAI FIRE DISTRICT
BOND DEBT SERVICE ACCOUNT 6-60240-0000
CHECK RECONCILIATION MAY 2021

Reconciliation:

Beginning Balance (CYFD):	\$	1,378,032.58
Deposits:	\$	55,961.72
Bank Paying Agent Fees:	\$	-
Interest Income:	\$	89.04
Bank Principal/Interest Payments	\$	-
Interest Paid - Tax Roll Corrections	\$	-
Ending Balance:	\$	1,434,083.34

Difference Between Balances: \$ -

Bank Statement Balance:

Balance Per Bank: \$ 1,434,083.34

Ending Balance: \$ **1,434,083.34**

Deposits Per Bank Statement:

Real Estate Taxes:	\$	54,678.49
Personal Property Taxes:	\$	1,283.23
Interest Income:	\$	89.04
Other:	\$	-
Ending Balance:	\$	56,050.76

Reconciliation Approved By:

Scott Freitag

Scott Freitag, Fire Chief

Digitally signed by Scott Freitag

Date: 2021.06.22 08:50:20 -07'00'

Reconciliation Reviewed By:

Dave Tharp

David Tharp, Assistant Chief of Administration

Digitally signed by Dave Tharp

Date: 2021.06.21 09:22:21 -07'00'

Reconciliation Prepared By:

Karen Butler Mauldin

Karen Butler Mauldin, Finance Manager

Digitally signed by Karen Butler Mauldin

Date: 2021.06.16 16:28:41 -07'00'

CENTRAL YAVAPAI FIRE DISTRICT
BOND DEBT FUND - MAY 2021

Real Estate Taxes:	\$	54,678.49
UPP Taxes:	\$	1,283.23
Interest Received:	\$	89.04
Other:	\$	-

| TOTAL: | \$ | 56,050.76 |



Yavapai County Treasurer

Monthly Statement

Date Range: 5/1/2021 to 5/31/2021

Central Yavapai Fire Dist BDS
Fund: 6060240000



Yavapai County Treasurer

Monthly Statement

Date Range: 5/1/2021 to 5/31/2021

Account	Period	YTD		
6060240000	Central Yavapai Fire Dist BDS			
Begin Balance:	1,378,032.58	264,089.30		
Income:	56,050.76	1,280,996.24		
LOC Advance:	.00	.00		
Expense:	.00	(111,002.20)	LOC:	.00
LOC Payments:	.00	.00	Warrants Outstanding:	.00
Cash Balance:	1,434,083.34	1,434,083.34	End:	1,434,083.34



Yavapai County Treasurer

Monthly Statement

Date Range: 5/1/2021 to 5/31/2021

Monthly Statement Summary

Source Code	Description		MTDAmount	YTDAmount
6060240000	Central Yavapai Fire Dist BDS	Beginning Balance:	1,378,032.58	264,089.30
11100.2008	2008 Real Estate Taxes		.00	5.88
11100.2009	2009 Real Estate Taxes		.00	5.70
11100.2010	2010 Real Estate Taxes		.00	1.73
11100.2011	2011 Real Estate Taxes		.00	.46
11100.2012	2012 Real Estate Taxes		.00	1.60
11100.2013	2013 Real Estate Taxes		.00	2.88
11100.2014	2014 Real Estate Taxes		.00	2.90
11100.2015	2015 Real Estate Taxes		.00	2.67
11100.2016	2016 Real Estate Taxes		.00	1.48
11100.2017	2017 Real Estate Taxes		.00	(.32)
11100.2018	2018 Real Estate Taxes		.00	4.84
11100.2019	2019 Real Estate Taxes		.10	18,995.16
11100.2020	2020 Real Estate Taxes		54,678.39	1,232,816.24
12100.2009	2009 Personal Property Taxes		.00	1.82
12100.2011	2011 Personal Property Taxes		1.92	2.14
12100.2012	2012 Personal Property Taxes		.62	3.96
12100.2013	2013 Personal Property Taxes		.00	6.10
12100.2014	2014 Personal Property Taxes		.00	13.52
12100.2015	2015 Personal Property Taxes		.00	22.04
12100.2016	2016 Personal Property Taxes		.00	24.48
12100.2017	2017 Personal Property Taxes		.00	45.09
12100.2018	2018 Personal Property Taxes		.00	162.07
12100.2019	2019 Personal Property Taxes		3.41	495.60
12100.2020	2020 Personal Property Taxes		1,277.28	18,873.70
38108.0	Interest on Investments Charles Schwab		.00	520.76
38109.0	Interest on Investments St Treas		89.04	440.71
38113.0	Interest on Investments-Wells Fargo		.00	1,180.38
7376.0	Transfer in		.00	7,362.65
90002.0	Interest Pd on Tax Roll Corrections		.00	(4.89)
91702.0	Transfer out		.00	(15,055.31)
92185.0	Paying Agent Fees		.00	(350.00)
92190.0	Bond Interest Payment		.00	(95,592.00)
		Ending Balance:	1,434,083.34	1,434,083.34

Monthly Statement Detail

Date	Notes	Doc #	Amount	C/D
------	-------	-------	--------	-----



Yavapai County Treasurer

Monthly Statement

Date Range: 5/1/2021 to 5/31/2021

6060240000 Central Yavapai Fire Dist BDS			Beginning Balance: 1,378,032.58	
11100.2019 2019 Real Estate Taxes			Source Code Total: .10	
05/20	Tax Distribution	0	.10	C
11100.2020 2020 Real Estate Taxes			Source Code Total: 54,678.39	
05/03	Tax Distribution	0	1.66	C
05/03	Tax Distribution	0	17,168.11	C
05/03	Tax Distribution	0	(38.10)	C
05/03	Tax Distribution	0	743.42	C
05/03	Tax Distribution	0	3,117.86	C
05/03	Tax Distribution	0	1,026.76	C
05/04	Tax Distribution	0	1,193.49	C
05/04	Tax Distribution	0	(18.09)	C
05/04	Tax Distribution	0	237.80	C
05/04	Tax Distribution	0	2,623.65	C
05/04	Tax Distribution	0	1,156.20	C
05/04	Tax Distribution	0	2,819.43	C
05/04	Tax Distribution	0	1,253.32	C
05/04	Tax Distribution	0	1,813.69	C
05/05	Tax Distribution	0	25.18	C
05/05	Tax Distribution	0	828.94	C
05/05	Tax Distribution	0	(20.70)	C
05/05	Tax Distribution	0	1,783.69	C
05/05	Tax Distribution	0	3,424.45	C
05/05	Tax Distribution	0	1,212.72	C
05/05	Tax Distribution	0	1,809.35	C
05/05	Tax Distribution	0	858.12	C
05/06	Tax Distribution	0	157.47	C
05/06	Tax Distribution	0	1,552.10	C
05/06	Tax Distribution	0	8.74	C
05/06	Tax Distribution	0	555.28	C
05/06	Tax Distribution	0	561.55	C
05/07	Tax Distribution	0	662.59	C
05/07	Tax Distribution	0	7.48	C
05/10	Tax Distribution	0	30.16	C
05/10	Tax Distribution	0	308.88	C
05/10	Tax Distribution	0	17.13	C
05/10	Tax Distribution	0	128.22	C
05/10	Reverse double payment 402-32-13400 3/8/21	0	(13.19)	C
05/11	Tax Distribution	0	310.85	C
05/11	Tax Distribution	0	159.96	C
05/11	Tax Distribution	0	113.08	C
05/11	Tax Distribution	0	465.13	C
05/12	Tax Distribution	0	20.28	C



Yavapai County Treasurer

Monthly Statement

Date Range: 5/1/2021 to 5/31/2021

05/12	Tax Distribution	0	1.93	C
05/12	Tax Distribution	0	333.63	C
05/12	Tax Distribution	0	29.00	C
05/12	Tax Distribution	0	156.90	C
05/12	Tax Distribution	0	172.05	C
05/13	Tax Distribution	0	(10.22)	C
05/13	Tax Distribution	0	193.23	C
05/13	Tax Distribution	0	239.75	C
05/14	Tax Distribution	0	156.43	C
05/14	Tax Distribution	0	189.02	C
05/17	Tax Distribution	0	28.89	C
05/17	Tax Distribution	0	121.75	C
05/17	Tax Distribution	0	62.24	C
05/17	Tax Distribution	0	185.64	C
05/18	Tax Distribution	0	87.37	C
05/18	Tax Distribution	0	192.47	C
05/18	Tax Distribution	0	1.40	C
05/18	Tax Distribution	0	71.98	C
05/18	Tax Distribution	0	261.36	C
05/19	Tax Distribution	0	18.44	C
05/19	Tax Distribution	0	(13.15)	C
05/19	Tax Distribution	0	381.76	C
05/19	Tax Distribution	0	98.79	C
05/19	Tax Distribution	0	156.01	C
05/20	Tax Distribution	0	13.17	C
05/20	Tax Distribution	0	236.78	C
05/21	Tax Distribution	0	(30.28)	C
05/21	Tax Distribution	0	133.37	C
05/21	Tax Distribution	0	206.65	C
05/24	Tax Distribution	0	158.40	C
05/24	Tax Distribution	0	(19.04)	C
05/24	Tax Distribution	0	69.58	C
05/24	Tax Distribution	0	349.42	C
05/24	Tax Distribution	0	46.90	C
05/25	Tax Distribution	0	15.95	C
05/25	Tax Distribution	0	(41.93)	C
05/25	Tax Distribution	0	45.83	C
05/25	Tax Distribution	0	140.73	C
05/25	Tax Distribution	0	48.30	C
05/25	Tax Distribution	0	1,232.62	C
05/26	Tax Distribution	0	9.89	C
05/26	Tax Distribution	0	109.97	C
05/26	Tax Distribution	0	26.41	C



Yavapai County Treasurer

Monthly Statement

Date Range: 5/1/2021 to 5/31/2021

05/27	Tax Distribution	0	13.24	C
05/27	Tax Distribution	0	174.10	C
05/27	Tax Distribution	0	266.29	C
05/28	Tax Distribution	0	288.71	C
12100.2011 2011 Personal Property Taxes			Source Code Total: 1.92	
05/27	Tax Distribution	0	1.92	C
12100.2012 2012 Personal Property Taxes			Source Code Total: .62	
05/14	Tax Distribution	0	.40	C
05/28	Tax Distribution	0	.22	C
12100.2019 2019 Personal Property Taxes			Source Code Total: 3.41	
05/04	Tax Distribution	0	3.41	C
12100.2020 2020 Personal Property Taxes			Source Code Total: 1,277.28	
05/03	Tax Distribution	0	15.71	C
05/03	Tax Distribution	0	23.45	C
05/03	Tax Distribution	0	11.10	C
05/04	Tax Distribution	0	12.50	C
05/04	Tax Distribution	0	14.87	C
05/04	Tax Distribution	0	11.42	C
05/04	Tax Distribution	0	24.29	C
05/04	Tax Distribution	0	11.37	C
05/04	Tax Distribution	0	774.43	C
05/05	Tax Distribution	0	13.09	C
05/05	Tax Distribution	0	49.00	C
05/05	Tax Distribution	0	26.96	C
05/05	Tax Distribution	0	87.18	C
05/06	Tax Distribution	0	.02	C
05/06	Tax Distribution	0	58.98	C
05/06	Tax Distribution	0	5.90	C
05/06	Tax Distribution	0	25.33	C
05/07	Tax Distribution	0	.39	C
05/07	Tax Distribution	0	3.37	C
05/11	Tax Distribution	0	1.97	C
05/11	Tax Distribution	0	14.41	C
05/11	Tax Distribution	0	18.75	C
05/12	Tax Distribution	0	1.72	C
05/12	Tax Distribution	0	3.40	C
05/12	Tax Distribution	0	8.66	C
05/13	Tax Distribution	0	2.42	C
05/14	Tax Distribution	0	(.65)	C
05/17	Tax Distribution	0	1.64	C
05/18	Tax Distribution	0	8.81	C
05/18	Tax Distribution	0	1.39	C
05/18	Tax Distribution	0	9.49	C



Yavapai County Treasurer

Monthly Statement

Date Range: 5/1/2021 to 5/31/2021

05/19	Tax Distribution	0	8.92	C
05/20	Tax Distribution	0	6.20	C
05/20	Tax Distribution	0	1.70	C
05/21	Tax Distribution	0	6.10	C
05/27	Tax Distribution	0	6.59	C
05/28	Tax Distribution	0	6.40	C
38109.0 Interest on Investments St Treas			Source Code Total: 89.04	
05/25	Investment Interest	0	89.04	C
6060240000 Central Yavapai Fire Dist BDS			Ending Balance: 1,434,083.34	

Central Yavapai Fire Bond Debt Service
Bank Reconciliation Summary
For the Bank Statement ending: 5/31/2021

BANK CONTROL ID: CYFDA - CASH/BOND BUILDING FUND		DESC: CASH/BOND BUILDING FUND	ACCOUNT NO: 1100
Beginning Balance:	05/01/21		\$1,378,032.58
Deposits and Credits:			\$56,050.76
Checks and Charges:			\$0.00
Adjustments:			\$0.00
Ending Balance Per Reconciliation:			<u>\$1,434,083.34</u>
Ending Balance Per Bank Statement:	05/31/21		\$1,434,083.34
* Outstanding Deposits and Credits:	05/31/21		\$0.00
* Outstanding Checks and Charges:	05/31/21		\$0.00
Ending Book Balance:			<u>\$1,434,083.34</u>

* Outstanding amounts are all outstanding credits and charges dated prior or equal to the Reconciliation date.

Central Yavapai Fire Bond Debt Service

BR Checks and Charges Cleared

For the Bank Statement ending:

Date	Document	Description	Module	Company	Amount
------	----------	-------------	--------	---------	--------

TOTAL CHECKS AND CHARGES CLEARED:

Central Yavapai Fire Bond Debt Service

BR Checks and Charges Outstanding

For the Bank Statement ending:

<u>Date</u>	<u>Document</u>	<u>Description</u>	<u>Module</u>	<u>Company</u>	<u>Amount</u>
-------------	-----------------	--------------------	---------------	----------------	---------------

TOTAL CHECKS AND CHARGES OUTSTANDING:

Central Yavapai Fire Bond Debt Service

BR Deposits and Credits Cleared
For the Bank Statement ending: 5/31/21

CYFDA		Cash/Bond Building Fund	Cash/Bond Building Fund		1100
Date	Document	Description	Module	Company	Amount
05/31/21	Cash With Yav Cty	BDS Tax and Interest Revenue M	GL	CYFBDS	\$56,050.76
TOTAL DEPOSITS AND CREDITS CLEARED:					\$56,050.76

Central Yavapai Fire Bond Debt Service

BR Deposits and Credits Outstanding

For the Bank Statement ending:

Date	Document	Description	Module	Company	Amount
------	----------	-------------	--------	---------	--------

TOTAL DEPOSITS AND CREDITS OUTSTANDING:

Central Yavapai Fire Bond Debt Service
Bank Reconciliation Register

Document Number	Date	BR Status	Void?	Description	Date Cleared	Amount
-----------------	------	-----------	-------	-------------	--------------	--------

MODULE: JOURNAL ENTRIES FROM GENERAL LEDGER

BANK CONTROL ID: CYFDA - CASH/BOND BUILDING FUND

Cash With Yav Cty	05/31/21	Marked	No	BDS Tax and Interest Revenue M	06/16/21	\$56,050.76
-------------------	----------	--------	----	--------------------------------	----------	-------------

SUB TOTAL FOR BANK: \$56,050.76

TOTAL FOR MODULE: \$56,050.76

Central Yavapai Fire Bond Debt Service
BR Adjustments Report
For the Bank Statement ending:

Date	Document	Description	GL Account	Offset Amt	Adj. Amt
------	----------	-------------	------------	------------	----------

DOCUMENT:

ADJUSTMENT DOCUMENT " TOTAL:

TOTAL FOR ALL ADJUSTMENTS:

6/16/21
4:19:09 PM

Central Yavapai Fire Bond Debt Service
Income Statement
(Original Budget to Actual Comparison)
For the period of 5/1/2021 Through 5/31/2021

	Account	Actual	Current Period Budget	Variance	%	Actual	Year To Date Budget	Variance	%
<u>General & Administrative Expenses</u>									
Bond Debt Service Interest Expense	610000	\$0.00	\$0.00	\$0.00	0.0%	\$95,596.89	\$0.00	\$(95,596.89)	0.0%
Professional Services	640500	0.00	0.00	0.00	0.0	680.00	0.00	(680.00)	0.0
Total General & Administrative Expenses		\$0.00	\$0.00	\$0.00	0.0 %	\$96,276.89	\$0.00	\$(96,276.89)	0.0 %
Total Expenses						\$96,276.89		\$(96,276.89)	
Income (Loss) from Operations		\$0.00	\$0.00	\$0.00	0.0%	\$(96,276.89)	\$0.00	\$(96,276.89)	0.0%
<u>Other Income (Expense)</u>									
Bond Debt Service Tax Revenue	420000	\$55,961.72	\$0.00	\$55,961.72	0.0%	\$1,264,129.08	\$0.00	\$1,264,129.08	0.0%
Bond Debt Service Interest Revenue	430000	89.04	0.00	89.04	0.0	2,141.85	0.00	2,141.85	0.0
Total Other Income (Expense)		\$56,050.76	\$0.00	\$56,050.76	0.0 %	\$1,266,270.93	\$0.00	\$1,266,270.93	0.0 %
Net Income (Loss)		\$56,050.76	\$0.00	\$56,050.76	0.0%	\$1,169,994.04	\$0.00	\$1,169,994.04	0.0%

Central Yavapai Fire Bond Debt Service
Balance Sheet
As of 5/31/2021

Assets

Current Assets

Cash / Bond Debt Service	\$1,434,083.34	
Property Tax Receivable	23,745.40	
Deferred Revenue - Prop Tax	(17,921.00)	
Total Current Assets		\$1,439,907.74
Total Assets		\$1,439,907.74

Net Assets

Retained Earnings	\$269,913.70	
Current Year Net Assets	1,169,994.04	
Total Net Assets		1,439,907.74
Total Liabilities and Net Assets		\$1,439,907.74

Central Yavapai Fire Bond Debt Service

GL Account Ledger - Detail By Period

5/1/2021 through 5/31/2021

Batch	Journal	Entry #	Date	Job	Document	Description	Debits	Credits	Balance
1100.00						CASH / BOND DEBT SERVICE			\$1,378,032.58
236	R	807	05/31/21		Cash With Yav Cty	BDS Tax and Interest Revenue May 2021	56,050.76	-	1,434,083.34
						CASH / BOND DEBT SERVICE TOTALS:	\$56,050.76	\$0.00	\$1,434,083.34
						TOTAL OF LEDGER:	\$56,050.76	\$0.00	\$1,434,083.34

Central Yavapai Fire Bond Debt Service
GL Trial Balance Worksheet
For The Period of 5/1/2021 through 5/31/2021

Account	Description	Balances				Adjustments
		Beginning	Debits	Credits	Ending	
1100.00	Cash / Bond Debt Service	\$1,378,032.58	\$56,050.76	\$0.00	\$1,434,083.34	
TOTALS:		<u>\$1,378,032.58</u>	<u>\$56,050.76</u>	<u>\$0.00</u>	<u>\$1,434,083.34</u>	

* Inactive accounts are marked and appear in grey.

Recorded at the request of:
CENTRAL YAVAPAI FIRE DISTRICT

When recorded, mail to:
Central Yavapai Fire District
8603 E. Eastridge Drive
Prescott Valley, AZ 86314

CAPTION OF DOCUMENT: RESOLUTION NO. 2021-06

ANNEXATION – BRUCE FISCHER TRUST
PARCEL 401-01-111H

CENTRAL YAVAPAI FIRE DISTRICT

Resolution No. 2021-06

(Annexation of 8150 N. Prescott Ridge Road, Yavapai County, Arizona - Parcel 401-01-111H)

A FORMAL RESOLUTION OF THE ELECTED BOARD OF THE CENTRAL YAVAPAI FIRE DISTRICT ORDERING A CHANGE OF THE FIRE DISTRICT BOUNDARIES TO INCLUDE THAT PROPERTY DESCRIBED IN EXHIBIT "A" AS ATTACHED HERETO;

WHEREAS, Central Yavapai Fire District Board of Directors has been presented with a valid request for annexation of the area of the property described in Exhibit "A" as attached hereto, requesting that said property be annexed into the jurisdictional boundaries of the District; and

WHEREAS, the subject property is located within Yavapai County and is contiguous to the boundaries of Central Yavapai Fire District as shown on the map attached hereto as Exhibit "B"; and

WHEREAS, all other pertinent requirements of A.R.S. § 48-262 have been addressed and met according to law; and

WHEREAS, the Central Yavapai Fire District Board has determined that the inclusion of the subject property within the boundaries of the Central Yavapai Fire District will benefit the Central Yavapai Fire District and the property owner.

NOW THEREFORE, BE IT RESOLVED that the Central Yavapai Fire District Board of Directors does hereby find that the proposed annexation satisfies the requirements of A.R.S. § 48-262(I), and does hereby order the change to its boundaries to include the area described above, as more specifically set forth in the attached legal description (Exhibit "A") and map (Exhibit "B").

APPROVED AND ADOPTED this 28 day of June, 2021.

Board Chairperson
Central Yavapai Fire District

Board Clerk
Central Yavapai Fire District

EXHIBIT A

All that portion of Parcel 5, COYOTE CREST AMENDED, according to the Record of Survey recorded in Book 58 of Land Surveys, page 64, Records of Yavapai County, Arizona, described as follows:

COMMENCING at the Southeast corner of said Parcel 5:

Thence North 17°00'41" East, along East line of said Parcel 5, 682.84 feet to the TRUE POINT OF BEGINNING;

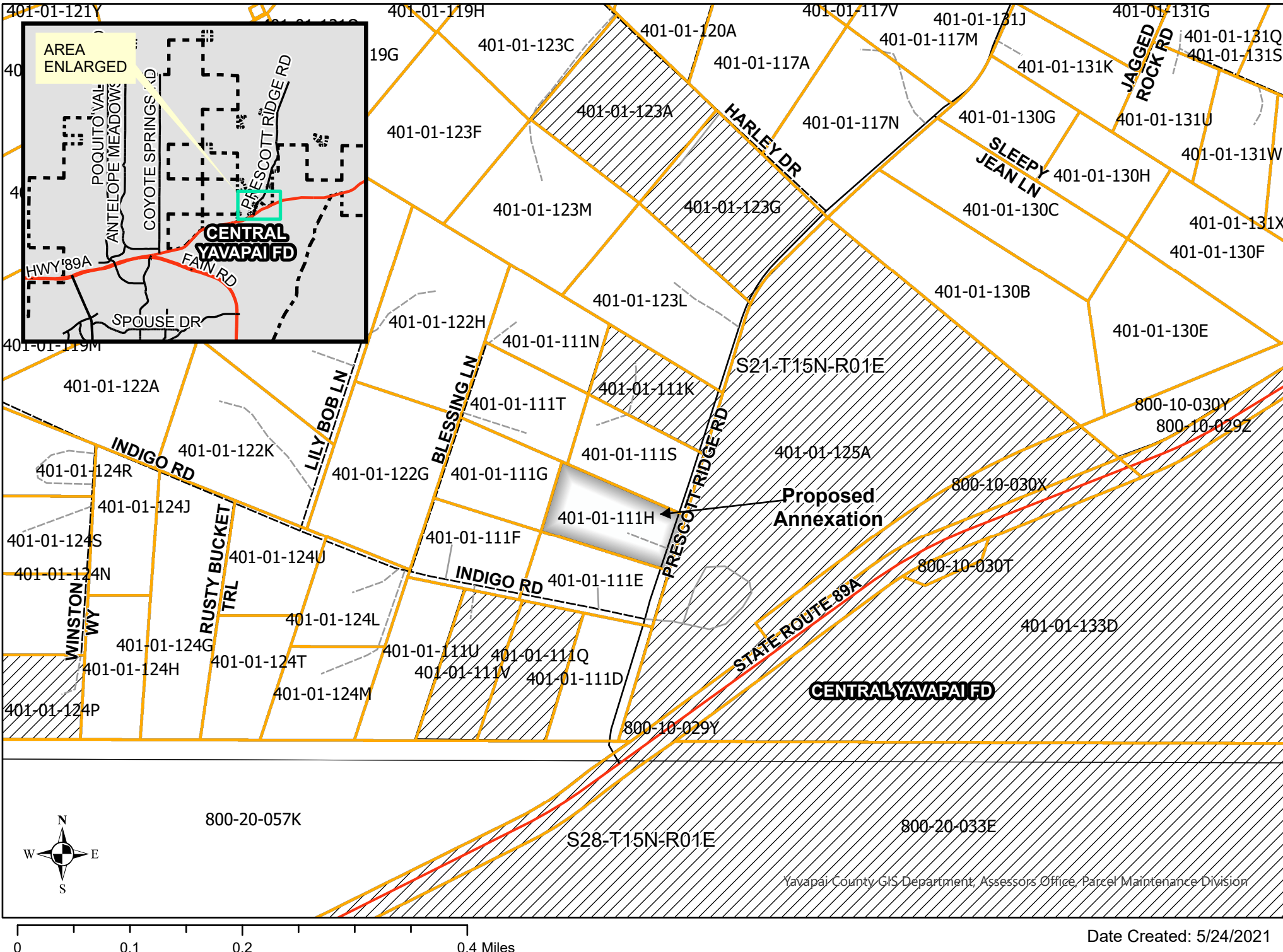
Thence, North 72°31'06" West, 518.97 feet;

Thence North 17°02'40" East, 280.23 feet;

Thence South 66°20'14" East, 522.31 feet to a point on the East line of said Parcel 5;

Thence South 17°00'41" West, along said East line, 223.99 feet to the TRUE POINT OF BEGINNING.

EXHIBIT B





Central Yavapai Fire District Single Parcel Annexation Request Form

Please return completed form along with the legal description to begin the process. A 'clean' legal description is necessary to annex, meaning re-typed and void of a title, headers, footers, page numbers, watermarks, handwriting, or other excess information. Refer to included checklist for further guidance.

Please mail this form and the legal description to:

Central Yavapai Fire District
Governing Board
8603 E. Eastridge Drive
Prescott Valley, Arizona 86314

Date: 5/19/21

Dear Board Chairman,

As per A.R.S. § 48-262(H), I would like to request my property be annexed into the boundaries of the Central Yavapai Fire District.

My property is adjacent to your current boundaries and is more specifically described as:

Parcel #: 401-01-1114 Section/Township/Range: n/a Incorporated Area

Physical Address: 8150 N. Prescott Ridge Rd., Prescott Valley
AZ 86315

Owner's Name: Bruce Fischer Trust

Mailing Address: 8150 N. Prescott Ridge Rd.

Prescott Valley, AZ 86315

Number of people living in this home: 1

I appreciate your consideration on this matter and look forward to hearing from you.

Signature of Owner: Bruce Fischer

Signature of Co-Owner: _____

Recorded at the request of:
CENTRAL YAVAPAI FIRE DISTRICT

When recorded, mail to:
Central Yavapai Fire District
8603 E. Eastridge Drive
Prescott Valley, AZ 86314

CAPTION OF DOCUMENT: RESOLUTION NO. 2021-10

ANNEXATION – MYERS
PARCEL 306-01-071Z

CENTRAL YAVAPAI FIRE DISTRICT

Resolution No. 2021-10

(Annexation of 12139 N. King Tate Ct., Yavapai County, Arizona - Parcel 306-01-071Z)

A FORMAL RESOLUTION OF THE ELECTED BOARD OF THE CENTRAL YAVAPAI FIRE DISTRICT ORDERING A CHANGE OF THE FIRE DISTRICT BOUNDARIES TO INCLUDE THAT PROPERTY DESCRIBED IN EXHIBIT "A" AS ATTACHED HERETO;

WHEREAS, Central Yavapai Fire District Board of Directors has been presented with a valid request for annexation of the area of the property described in Exhibit "A" as attached hereto, requesting that said property be annexed into the jurisdictional boundaries of the District; and

WHEREAS, the subject property is located within Yavapai County and is contiguous to the boundaries of Central Yavapai Fire District as shown on the map attached hereto as Exhibit "B"; and

WHEREAS, all other pertinent requirements of A.R.S. § 48-262 have been addressed and met according to law; and

WHEREAS, the Central Yavapai Fire District Board has determined that the inclusion of the subject property within the boundaries of the Central Yavapai Fire District will benefit the Central Yavapai Fire District and the property owner.

NOW THEREFORE, BE IT RESOLVED that the Central Yavapai Fire District Board of Directors does hereby find that the proposed annexation satisfies the requirements of A.R.S. § 48-262(I), and does hereby order the change to its boundaries to include the area described above, as more specifically set forth in the attached legal description (Exhibit "A") and map (Exhibit "B").

APPROVED AND ADOPTED this 28 day of June, 2021.

Board Chairperson
Central Yavapai Fire District

Board Clerk
Central Yavapai Fire District

EXHIBIT A

A portion of the North half of the East half of the Southeast quarter of the Southwest quarter of Section 35, Township 16 North, Range 1 West of the Gila and Salt River Base and Meridian, Yavapai County, Arizona described as follows:

Commencing at the South quarter corner of said Section 35, a rebar with aluminum cap stamped T15N, R1W, S35/2 LS 16826m from which the Center quarter of said Section 35 bears North 01°05'19" East, 1339.87' a rebar with tag stamped LS 16198C/4 S35;

Thence North 01°19'24" East, 669.97 feet to the point of beginning, a rebar with cap LS 22752;

Thence North 89°28'54" West, 448.84 feet to a rebar with cap LS 53890;

Thence North 12°09'02" East, 274.14 feet to a rebar with cap LS 22752;

Thence South 76°50'32" East, 221.42 feet to a rebar with cap LS 53890;

Thence South 62°38'11" East, 201.01 feet to a rebar with cap LS 53890;

Thence South 01°19'51" West, 129.30 feet to point of beginning.

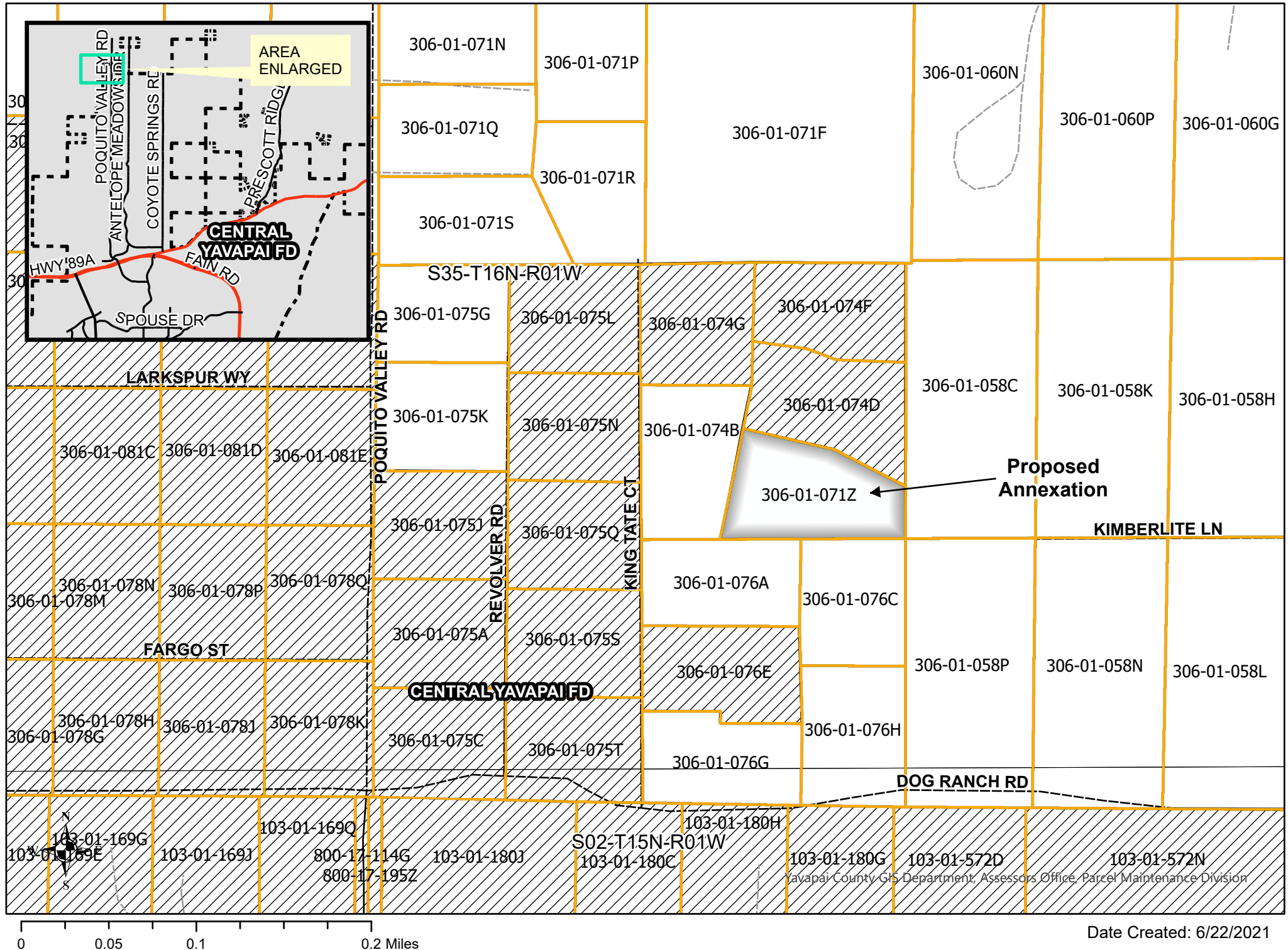
Except all oil, gas, coal and minerals, whatsoever already found or which may hereafter be found upon or under said lands as reserved in Book 192 of Deeds, Page 415, records of Yavapai County, Arizona.

And Except one half of all oil, gas and minerals upon or under the above described lands(except lands on and under which the oil, gas and other minerals have been heretofore reserved by Santa Fe Pacific Railroad Company) as reserved in Deed recorded in Book 115 of Official Records, Page 577 through 580, inclusive, records of Yavapai County, Arizona.

And Also Except all remaining oil, gas and minerals upon or under the above described lands (except land on and under which the oil, gas, coal and other minerals have been heretofore reserved) as reserved in Book 1772 of Official Records, Page 713, records of Yavapai County, Arizona.

NOTE: The above described real property is described as Lot 5 in that certain "Yavapai County Development Services Minor Land Division Permit", recorded as Recording No. 2018-0052902 of Official Records, AND as shown on that certain Minor Land Division Survey Map, recorded as Recording No. 2018-0052905 of Official Records.

EXHIBIT B





Central Yavapai Fire District Single Parcel Annexation Request Form

Please return completed form along with the legal description to begin the process. A 'clean' legal description is necessary to annex, meaning re-typed and void of a title, headers, footers, page numbers, watermarks, handwriting, or other excess information. Refer to included checklist for further guidance.

Please mail this form and the legal description to:

Central Yavapai Fire District
Governing Board
8603 E. Eastridge Drive
Prescott Valley, Arizona 86314

Date: 4/24/2021

Dear Board Chairman,

As per A.R.S. § 48-262(H), I would like to request my property be annexed into the boundaries of the Central Yavapai Fire District.

My property is adjacent to your current boundaries and is more specifically described as:

Parcel #: 306-01-0712 Section/Township/Range: 35/16/^{North}1 West

Physical Address: 12139 N King Tate Ct. Prescott Valley, AZ 86315

Owner's Name: Wanda C. Myers

Mailing Address: Same as Physical address

Number of people living in this home: 1

I appreciate your consideration on this matter and look forward to hearing from you.

Signature of Owner: Wanda C. Myers

Signature of Co-Owner: N/A

TO: Fire Board
FROM: Chief Freitag
DATE: June 28, 2021

SUBJECT: PUBLIC HEARING - FISCAL YEAR 2021-2022 BUDGET

Open Public Hearing

The Board Chair should open the hearing by stating:

"I declare the Public Hearing on the Central Yavapai Fire District's Fiscal Year 2021-2022 Budget open for public comment."

The public hearing notification was posted in accordance with Arizona Revised Statutes. At this time, we have not received any comments from the public.

Close Public Hearing

At the conclusion of the public comments, the Board Chair states:

"I declare the Public Hearing to be closed."

If you have any questions, please call Assistant Chief Tharp or myself at 772-7711.

CENTRAL YAVAPAI FIRE DISTRICT

RESOLUTION NO. 2021-11

A FORMAL RESOLUTION OF THE GOVERNING BODY OF THE CENTRAL YAVAPAI FIRE DISTRICT AMENDING THE JOINT POWERS AUTHORITY AGREEMENT BETWEEN THE CENTRAL YAVAPAI FIRE DISTRICT AND THE CHINO VALLEY FIRE DISTRICT DATED JULY 01, 2019

WHEREAS, the Central Yavapai Fire District participates in a Joint Powers Authority allowed under ARS Title 48 Section 805.01, and;

WHEREAS, the Central Arizona Fire and Medical Authority wishes to issue Certificates of Participation to finance PSPRS Unfunded Liability, and;

WHEREAS, bond counsel has provided direction in regards to the Authority's financing; and

WHEREAS, Article IX, Section F of the Agreement provides that the Agreement may be amended by a written document approved and signed by the duly authorized Board of Directors (hereinafter, the "Fire Board" or "Directors") of each of the Parties.

BE IT RESOLVED, that the Central Yavapai Fire District hereby amends the Joint Powers Authority Agreement dated July 01, 2019 to include the following language:

"Notwithstanding anything to the contrary herein, the Parties (i) shall perform or cause the Authority to perform all the provisions of the below-described Lease-Purchase Agreement, and (ii) shall not cause anything to be done or permit the Authority to cause anything to be done that affects adversely the Lease-Purchase Agreement. For purposes hereof, "Lease-Purchase Agreement" means the Lease-Purchase Agreement to be executed and delivered by the Authority in connection with the proposed Certificates of Participation, Taxable Series 2021 of the Authority authorized by a resolution adopted by the Authority Board of Directors in Fiscal Year 2022."

FURTHER RESOLVED, that if any section, subsection, sentence, clause or phrase of this resolution is for any reason held to be unenforceable, illegal, or unconstitutional; such finding shall not affect the validity of the remaining portions of this resolution.

FURTHER RESOLVED, that this resolution and the rules, regulations, provisions,

////

CENTRAL YAVAPAI FIRE DISTRICT

RESOLUTION NO. 2021-11

amendments, requirements, orders and matters established and adopted hereby shall take effect and be in full force and effect from and after the date of its approval.

RESOLVED and ADOPTED this 28th day of June, 2021.

Board Chairman
Central Yavapai Fire District

ATTEST:

Board Clerk
Central Yavapai Fire District

CENTRAL YAVAPAI FIRE DISTRICT

RESOLUTION 2021-07

A FORMAL RESOLUTION OF THE ELECTED BOARD OF THE CENTRAL YAVAPAI FIRE DISTRICT TO ADOPT THE FISCAL YEAR 2022 BUDGET OF \$21,499,921 TO ENCUMBER SUFFICIENT FUNDS TO COVER OUTSTANDING WARRANTS FROM THE PREVIOUS FISCAL YEAR, AND TO ENCUMBER ANY CARRYOVER AMOUNT EXCEEDING \$0 TO BE TRANSFERRED TO THE CENTRAL ARIZONA FIRE AND MEDICAL AUTHORITY'S CAPITAL RESERVE FUND FOR FUTURE CAPITAL EXPENDITURES.

WHEREAS, Arizona Revised Statutes Title 48 requires the Central Yavapai Fire District to adopt an annual budget, and;

WHEREAS, the Central Yavapai Fire District has posted and published its proposed annual budget in compliance with State Law, and;

WHEREAS, a Public Hearing was held on the proposed Fiscal Year 2022 Budget in compliance with State Law, and;

WHEREAS, it is necessary to encumber sufficient funds to cover outstanding warrants from the previous fiscal year, and;

WHEREAS, the Central Yavapai Fire District wishes to encumber any carryover amount exceeding \$0 to transfer to the Central Arizona Fire and Medical Authority's Capital Reserve Fund for future capital expenditures;

THEREFORE, IT IS HEREBY RESOLVED THAT THE CENTRAL YAVAPAI FIRE DISTRICT BOARD OF DIRECTORS ADOPTS THE FISCAL YEAR 2022 BUDGET OF \$21,499,921 (ATTACHED) AND ENCUMBERS SUFFICIENT FUNDS TO COVER OUTSTANDING WARRANTS FROM THE PREVIOUS FISCAL YEAR, AND ENCUMBERS ANY CARRYOVER AMOUNT EXCEEDING \$0 TO TRANSFER TO THE CENTRAL ARIZONA FIRE AND MEDICAL AUTHORITY'S CAPITAL RESERVE FUND FOR FUTURE CAPITAL EXPENDITURES.

RESOLVED and ADOPTED this 28th day of June, 2021.

Board Chairman

ATTEST:

Board Clerk



**Draft 6/16/2021 - 1.0 Cent Tax Increase
Fiscal Year 2021-22
Table of Contents**

<u>Description</u>	<u>Page #</u>
Revenue	2
Expense	3

The Central Yavapai Fire District Board of Directors has approved the posting and publication of the Fire District's budget for Fiscal Year 2021-2022 and will hold a Public Hearing to adopt said budget on June 28, 2021 at CAFMA's Administration Building in Prescott Valley, AZ at 4:30 P.M.

Central Yavapai Fire District
Revenue Budget FY 2021-22

	Budget FY 19	Budget FY 20	Budget FY 21	Draft Budget FY 22	Variance	Variance (%)
Total District Budget	16,901,072	18,365,210	19,878,685	21,499,921	1,621,236	8.16%
Carryover	-	-	-	-	-	-
Revenue:						
Communications:						
4775 Cell Tower Lease Agreements	(38,000)	(38,000)	(55,668)	(55,668)	-	0.00%
5140.41 Tech Services Contracting	-	-	-	-	-	-
Total Communications	(38,000)	(38,000)	(55,668)	(55,668)	-	0.00%
Grants:						
5260 Fire Act Grant Generator/TIC's	-	-	-	-	-	-
5410 Grant for Fire Training System	-	-	-	-	-	-
5430 Grant - FEMA - SAFER	-	-	-	-	-	-
Total Grants	-	-	-	-	-	-
4200 FDAT	(333,290)	(366,547)	(400,000)	(400,000)	-	0.00%
Other:						
4000/4100 Real Estate Tax	-	-	-	-	-	-
4001 Fire Protection Contracts	-	-	-	-	-	-
1200 Capital Reserve Account	-	-	-	-	-	-
4800 Off-District Fires	-	-	-	-	-	-
4900 Interest Income	-	-	-	-	-	-
5100 Miscellaneous Income	-	-	-	-	-	-
5200 Surplus Vehicles	-	-	-	-	-	-
5350 Paramedic Ride-In Charges	-	-	-	-	-	-
5400 Donations	-	-	-	-	-	-
Total Other	-	-	-	-	-	-
Total Non-Levy Revenues	(38,000)	(38,000)	(55,668)	(55,668)	-	0.00%
Tax Levy Requirement	16,529,782	17,960,663	19,423,017	21,044,253	1,621,236	8.35%
Net A.V.	636,609,662	686,814,672	740,758,842	799,558,835	58,799,993	7.94%
Actual/Estimated Tax Rate	\$2.5964	\$2.6151	\$2.6220	\$2.6320	\$0.0100	0.38%

Central Yavapai Fire District
Draft Budget FY 2021-22
General Fund

Retained Funds

		Budget FY 19	Budget FY 20	Budget FY 21	Actual -	Draft Budget FY 22	Budget Variance \$\$	Budget Variance %
6400.1	Audit & Accounting	3,000	5,000	7,500		7,500	-	0.00%
6405.1	Other Professional Services							
	Fire Board Election	80,000	-	80,000		-	(80,000)	-100.00%
6410.1	Legal Services - Routine	5,000	5,000	5,000		5,000	-	0.00%
6441.1	Fire Board Expenses	1,000	1,000	1,000		1,000	-	0.00%
							-	-
							-	-
	<i>Total Retained Funds</i>	89,000	11,000	93,500		13,500	(80,000)	-85.56%

Contingency

		20,000	20,000	20,000		20,000	-	0.00%
--	--	--------	--------	--------	--	--------	---	-------

Fire Authority Funding

6700.1	Fire Authority Funding	16,792,072	18,334,210	19,765,185		21,466,421	1,701,236	8.61%
--------	------------------------	------------	------------	------------	--	-------------------	-----------	-------

Total Expense Budget

		16,901,072	18,365,210	19,878,685		21,499,921	1,621,236	8.16%
--	--	-------------------	-------------------	-------------------	--	-------------------	------------------	--------------

Central Arizona Fire and Medical Authority
Long Term & Expense Projection
Final Budget FY 2021 - 22

	20 - 21	21 - 22	22 - 23	23 - 24	24 - 25
Revenue					
District Funding - CYFD (1)	19,765,146	21,617,842	22,815,426	24,140,284	25,540,987
CVFD	4,860,777	5,196,254	5,436,991	5,689,788	5,928,604
CAFMA funding % of Change	7.62%	8.89%	5.36%	5.58%	5.50%
Total District Funding	24,625,923	26,814,096	28,252,417	29,830,072	31,469,591
Non-District Revenue:					
Carryover	1,170,020	1,248,548	1,349,515	1,415,600	1,483,358
Capital Reserve (5)	2,086,754	2,012,705	1,407,888	2,354,125	1,431,429
Grant Funding	225,085	71,618	-	-	-
Misc. Non-Levy Revenue	883,475	890,543	897,667	904,848	912,087
Total Non-Levy Revenue	4,365,334	4,223,414	3,655,070	4,674,573	3,826,875
Total Budget	28,991,257	31,037,510	31,907,487	34,504,646	35,296,466
% of Change	10.02%	7.06%	2.80%	8.14%	2.29%
Expense					
CAFMA Personnel (2)	20,840,779	22,439,846	23,625,041	24,839,597	25,984,785
% of Change	5.98%	7.67%	5.28%	5.14%	4.61%
Supplies (3)	2,214,392	2,347,900	2,418,337	2,490,887	2,565,614
% of Change	12.57%	6.03%	3.00%	3.00%	3.00%
Services & Charges	1,915,784	2,202,544	2,268,620	2,336,679	2,406,779
% of Change	8.35%	14.97%	3.00%	3.00%	3.00%
Contingency (4)	1,248,548	1,349,515	1,415,600	1,483,358	1,547,859
% of Change	6.71%	8.09%	4.90%	4.79%	4.35%
Capital Outlay					
Allocation to Capital Reserve	-	-	-	200,000	400,000
Station Repair/Remodel	466,500	730,000	400,000	135,880	55,680
New Fire Stations/Land/Bldg	-	-	250,000	500,000	750,000
Training Center	-	-	-	-	-
Admin Building	-	-	-	-	400,000
Comm Towers/Equip	230,000	270,000	157,500	30,000	18,000
Type 1 Eng New/Replace	1,450,000	754,000	-	1,631,052	-
New Multi-Purpose Utility	200,000	200,000	200,000	-	-
New Ladder Truck	-	-	-	-	-
New Type 3	-	-	-	-	-
Opticom Equip/Install/Maint.	-	-	140,000	120,000	115,000
Water Tenders New/Repl	-	-	-	150,000	543,928
Patrols New/Replace	-	144,814	-	-	152,054
Staff Vehicles	281,530	276,423	208,811	293,998	225,000
Support Vehicles	53,643	230,500	682,025	101,325	30,000
Firefighting/EMS/Rescue	42,893	44,180	45,505	46,870	48,276
SCBA Repl/Compressor	-	-	-	90,000	-
Miscellaneous Capital	-	-	67,500	55,000	-
TNT Vehicle Extrication	27,188	27,188	28,547	-	30,831
TIC's	20,000	20,600	-	-	22,660
Capital Reserve Acct (6)	2,086,754	2,012,705	1,407,888	2,354,125	1,431,429
Total Capital Outlay	2,771,754	2,697,705	2,179,888	3,354,125	2,791,429
% of Change	-3%	-3%	-24%	35%	-20%
Total Budget	28,991,257	31,037,510	31,907,487	34,504,646	35,296,466
% of Change	5.67%	7.06%	2.80%	8.14%	2.29%

Notes:

(1) Funding Sources - CYFD and CVFD	FY 20	Based upon actual figures received from the Yavapai County Assessor's Office
	FY 21 - 24	Based upon projected increases to NAV for each District.
(2) CAFMA Personnel	Calculated by using 3% base + estimated PSPRS increases. 22-23 higher due increased personnel positions. This also includes personnel that have been allocated as per the 5 year staffing plan.	
(3) Services & Charges	At 3.2% for FY 20/21 and FY 21/22 due to changes in approach for Tech and Facilities budgeting after.	
(4) Contingency	5% of M&O expenses	
(5) Capital Reserve	This is provided by revenue generated by unused funds in the prior fiscal years. Reduces tax rate. This also includes a 1 cent increase annually allocated to increasing the Capital Reserve fund.	
(6) Capital Reserve Account	Savings account money that is used to reduce the amount of tax revenues needed to fund capital CAFMA. These funds require a replacement plan to reduce depletion.	

Central Yavapai Fire District
Five-Year Revenue & Expense Projection
Final Budget FY 2021 - 22

	20 - 21	21 - 22	22 - 23	23 - 24	24 - 25
Revenue					
NAV (1)	740,758,842	799,558,835	847,532,365	894,146,645	943,324,711
% of Change	7.85%	7.94%	6.00%	5.50%	5.50%
Total Budget	19,878,646	21,499,679	22,933,660	24,260,974	25,664,194
FDAT (5)	400,000	400,000	400,000	400,000	400,000
Non-Levy Revenue:					
Carryover	-	-	-	-	-
Capital Reserve	-	-	-	-	-
Misc. Non-Levy Revenue	55,668	55,668	55,668	55,668	55,668
Total Non-Levy Revenue	55,668	55,668	55,668	55,668	55,668
Total Levy	19,422,978	21,044,011	22,477,992	23,805,306	25,208,526
% of Change	8.14%	8.35%	6.81%	5.90%	5.89%
Projected Tax Rate	\$2.6220	\$2.6320	\$2.6522	\$2.6623	\$2.6723
Levy Limit	8%	8%	8%	8%	8%
Capacity	26.60%	26.25%	27.44%	29.53%	31.64%
Expense					
CAFMA Funding (2)	19,765,146	21,617,842	22,815,426	24,140,284	25,540,987
% of Change	7.80%	9.37%	5.54%	5.81%	5.80%
Services & Charges (3)	93,500	95,838	98,233	100,689	103,207
% of Change	750.00%	2.50%	2.50%	2.50%	2.50%
Contingency (4)	20,000	20,000	20,000	20,000	20,000
% of Change	0.00%	0.00%	0.00%	0.00%	0.00%
Total Budget	19,878,646	21,499,679	22,933,660	24,260,974	25,664,194
% of Change	8.24%	8.15%	6.67%	5.79%	5.78%

Notes:

(1) Net Assessed Valuations (NAV) Based upon actual figures received from the Yavapai County Assessor's Office
Based upon projections that Assessed Values will increase 6.5% in FY 20/21 and the 4.5% for FY 21/22 and 22/23 before beginning to increase again in FY 23/24. These conservative estimates that were made due to COVID and should be re-evaluated as information is available.

(2) CAFMA Funding

(3) Services & Charges

(4) Contingency

(5) Fire District Assistance Tax (FDAT)

Chino Valley Fire District
Five-Year Revenue & Expense Projection
Final Budget FY 2021 - 22

	20 - 21	21 - 22	22 - 23	23 - 24	24 - 25
Revenue					
NAV (1)	138,380,766	148,731,831	156,168,423	163,976,844	171,355,802
% of Change	7.32%	7.48%	5.00%	5.00%	4.50%
Total Budget	4,919,277	5,255,717	5,497,440	5,751,248	5,991,100
FDAT (5)	400,000	400,000	400,000	400,000	400,000
Non-Levy Revenue:					
Carryover	20,000	20,000	20,000	20,000	20,000
Capital Reserve					
Misc. Non-Levy Revenue	2,040	2,081	2,122	2,165	2,208
Total Non-Levy Revenue	22,040	22,081	22,122	22,165	22,208
Total Levy	4,497,237	4,833,636	5,075,318	5,329,083	5,568,892
% of Change	7.32%	7.48%	5.00%	5.00%	4.50%
Projected Tax Rate	\$3.2499	\$3.2499	\$3.2499	\$3.2499	\$3.2499
Levy Limit	8%	8%	8%	8%	8%
Capacity	52.00%	52.52%	55.52%	58.52%	62.02%
Expense					
CAFMA Funding (2)	4,860,777	5,196,254	5,436,991	5,689,788	5,928,604
% of Change	6.88%	6.90%	4.63%	4.65%	4.20%
Services & Charges (3)	38,500	39,463	40,449	41,460	42,497
% of Change	250.00%	2.50%	2.50%	2.50%	2.50%
Contingency (4)	20,000	20,000	20,000	20,000	20,000
% of Change	0.00%	0.00%	0.00%	0.00%	0.00%
Total Budget	4,919,277	5,255,717	5,497,440	5,751,248	5,991,100
% of Change	7.43%	6.84%	4.60%	4.62%	4.17%

Notes:

(1) Net Assessed Valuations (NAV) Based upon actual figures received from the Yavapai County Assessor's Office
Based upon projections that Assessed Values will increase 6.0% in FY 20/21 and then 3.5% for FY 21/22 and 22/23 before beginning to increase again in FY 23/24. These are conservative estimates that were made due to COVID and should be re-evaluated as more information is available.

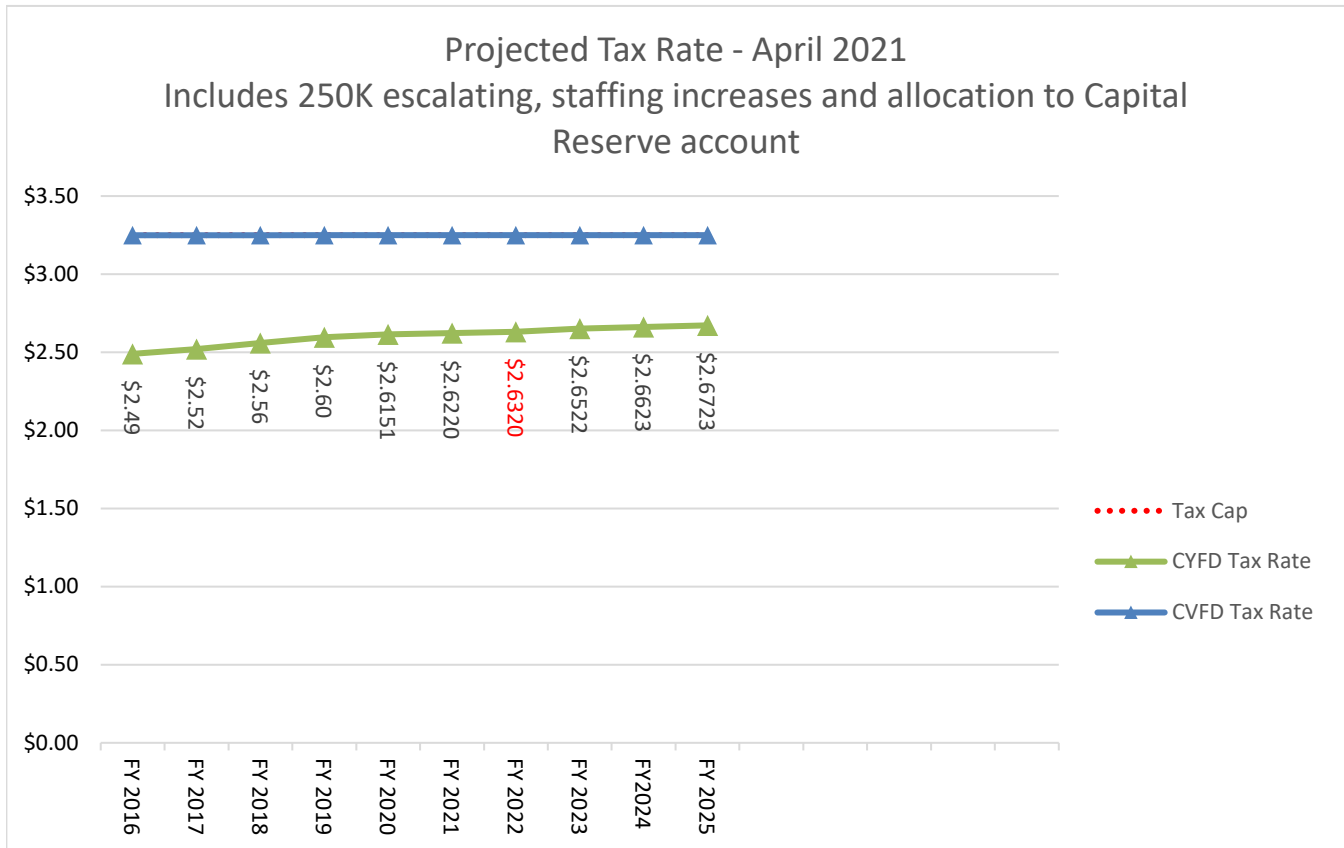
(2) CAFMA Funding

(3) Services & Charges

(4) Contingency

(5) Fire District Assistance Tax (FDAT)

FY 2016	FY 2017	FY 2018	FY 2019	FY 2020	FY 2021	FY 2022	FY 2023	FY2024	FY 2025
3.25	3.25	3.25	3.25	3.25	3.25	3.25	3.25	3.25	3.25
\$2.49	\$2.52	\$2.56	\$2.60	\$2.6151	\$2.6220	\$2.6320	\$2.6522	\$2.6623	\$2.6723
\$3.2492	\$3.2492	\$3.2492	\$3.2499	\$3.2499	\$3.2499	\$3.2499	\$3.2499	\$3.2499	\$3.2499



CERTIFICATION PURSUANT TO A.R.S. §48-805.02.D

Fiscal Year 2021-2022 Budget

In accordance with the requirements of Arizona Revised Statutes §48-805.02.D, the Chairman and the Clerk of the Central Yavapai Fire District Board of Directors hereby certify as follows:

(a) That the District has not incurred any debt or liability in excess of taxes levied and to be collected and the money actually available and unencumbered at that time in the District general fund, except for those liabilities as described in A.R.S. § 48-805, subsection B, paragraph 2, A.R.S. § 48-806, and A.R.S. § 48-807.

(b) That the Central Yavapai Fire District complies with subsection F of A.R.S. § 48-805.02.

CERTIFIED THIS 28TH DAY OF JUNE, 2021

By: _____
Chairman
Central Yavapai Fire District Board of Directors

By: _____
Clerk
Central Yavapai Fire District Board of Directors

CENTRAL YAVAPAI FIRE DISTRICT

RESOLUTION 2021-08

A FORMAL RESOLUTION OF THE ELECTED BOARD OF THE CENTRAL YAVAPAI FIRE DISTRICT TO DESIGNATE THE EQUITY ASSIGNMENT FOR FISCAL YEAR 2021-2022 AS NOTED IN THE GOVERNMENT ACCOUNTING STANDARDS BOARD (GASB) STATEMENT #14 – JOINT VENTURE ACCOUNTING.

WHEREAS, the Central Yavapai Fire District participates in a Joint Powers Authority allowed under ARS Title 48 Section 805.01, and;

WHEREAS, the Central Yavapai Fire District Board of Directors annually approves a Fiscal Year budget as directed by ARS Title 48 Section 805.02, and;

WHEREAS, the Central Yavapai Fire District, through its approved budget, contributes budgeted funds to the Central Arizona Fire and Medical Authority for its operation, and;

WHEREAS, the Central Yavapai Fire District is participating in Joint Venture Accounting as defined by GASB Statement #14, and;

WHEREAS, the Central Yavapai Fire District wishes to clearly designate the assignment of equity for each fiscal year as outlined in GASB Statement #14;

THEREFORE, IT IS HEREBY RESOLVED THAT THE CENTRAL YAVAPAI FIRE DISTRICT BOARD OF DIRECTORS, WITH THE ADOPTION OF THE FISCAL YEAR 2022 BUDGET OF \$21,499,921 DESIGNATES THAT FISCAL YEAR 2022 BUDGETED EXPENSES AND REVENUES SHALL BE ASSIGNED AT 80.43% BASED ON THE FUNDING REQUIREMENTS TO THE JPA.

RESOLVED and ADOPTED this 28th day of June, 2021.

Board Chairman

ATTEST:

Board Clerk

TO: Fire Board
FROM: Chief Tharp
DATE: June 28, 2021

SUBJECT: DISCUSSION AND POSSIBLE APPROVAL OF FISCAL YEAR 2022
BOND TAX RATE OF \$0.1636

For the Fiscal Year 2021-2022, the Central Yavapai Fire District would like to levy \$1,307,688 in bond tax revenues. The revenues would be applied to the Bond Debt Servicing for the 2018 bond repayment obligation of \$462,210 and the 2013 bond repayment obligation of \$920,478 for a total of \$1,382,688. However, this bond debt obligation would be reduced by \$75,000 due to retained Bond Debt Service Funds that are currently held in this account. The resulting levy requirement is \$1,307,688 for a tax rate of \$0.1636 (reduction of \$0.0110 from prior year).

Suggested Motion: Approve Fiscal Year 2022 bond tax rate of \$0.1636

If you have any questions, please call Assistant Chief Rose or myself at 772-7711.

CENTRAL YAVAPAI FIRE DISTRICT

Resolution No. 2021-09

**FUND TRANSFERS BETWEEN THE CENTRAL YAVAPAI FIRE DISTRICT AND
THE CENTRAL ARIZONA FIRE AND MEDICAL AUTHORITY**

A FORMAL RESOLUTION OF THE GOVERNING BOARD OF THE CENTRAL YAVPAI FIRE DISTRICT ("CYFD") TO ALLOW INTERAGENCY FUND TRANSFERS FROM THE CENTRAL YAVAPAI FIRE DISTRICT TO THE CENTRAL ARIZONA FIRE AND MEDICAL AUTHORITY ("CAFMA" or "Authority")

WHEREAS, ARS 48 §805.01. E allows a fire district participating in a Joint Powers Authority to conduct a board meeting every 90 days; and

WHEREAS, the CYFD desires to set their regular scheduled meetings in the months of March, April, May, June, September and December; and

WHEREAS, the transfer of revenues from the CYFD to the Authority must occur on a monthly basis,

THEREFORE IT IS HEREBY RESOLVED, APPROVED, ADOPTED, AND DIRECTED AS FOLLOWS:

RESOLVED, that the Governing Board of the Central Yavapai Fire District allows and directs staff and the Yavapai County Treasurer's Office transfer all revenues as budgeted in the Fiscal Year 2022 approved CYFD budget not to exceed \$21,499,921; and

FURTHER RESOLVED that the monthly transfers shall be based on the reported revenues by the Yavapai County Treasurer's Office; and

FURTHER RESOLVED that the monthly transfers shall be requested by the CAFMA Financial Staff via written or electronic communication (email); and

FURTHER RESOLVED that the monthly transfers shall only be from the CYFD General Fund to the CAFMA General Fund and shall not deviate to any other fund in withdraw or deposit.

APPROVED AND ADOPTED this 28th day of June, 2021.

Board Chairman
Central Yavapai Fire District

ATTEST:

Board Clerk
Central Yavapai Fire District