

**CHINO VALLEY FIRE DISTRICT**  
**GENERAL FUND - CHECK RECONCILIATION JUNE 2021**

Reconciliation:	
Beginning Balance:	\$ 331,805.00
Deposits:	\$ 95,111.94
Transfer Out - Fire Authority:	\$ (222,630.66)
Interest Paid on Tax Roll Correct:	\$ (30.07)
Adjustment: County Error Reverse	\$ -
Reversing Entry:	\$ -
Disbursements:	\$ (225.00)
<b>Ending Balance:</b>	<b>\$ 204,031.21</b>

Difference Between Balances: \$ -

Deposits Per Bank Statement:	
Real Estate Taxes:	\$ 79,907.84
Personal Property Taxes:	\$ 7,907.57
Fire District Assistance Tax:	\$ 6,987.22
Fire District Deposit:	\$ -
Transfer Out-Fire Authority:	\$ 222,630.66
ADOT & Fish and Game In Lieu:	\$ -
Interest Paid - Tax Roll Corrections	\$ 30.07
Adj: County Reverse Dupl Trf	\$ -
Interest Income:	\$ 309.31
Adjustments: Warrants Issued	\$ 225.00
<b>Ending Balance:</b>	<b>\$ 317,997.67</b>

Bank Statement Balance:	
Balance Per Bank:	\$ 204,031.21
Outstanding Checks:	\$ -
Outstanding Deposits:	\$ -
Reversing Entry:	\$ -

**Ending Balance: \$ 204,031.21**

G/L Ending Balance: \$ 204,031.21

**\$ 204,031.21**

Bank Reconciliation Register:	
Checks From Accounts Payable:	\$ 225.00
<b>Total Checks:</b>	<b>\$ 225.00</b>


Deposits From Accounts Receivable: \$ -  
Journal Entries From General Ledger: \$ 317,772.67

**Ending Balance: \$ 317,997.67**

Reconciliation Approved By:

**Scott Freitag**


*Scott Freitag, Fire Chief*

 Digitally signed by Scott Freitag  
Date: 2021.07.16 14:29:17 -07'00'

Reconciliation Reviewed By:

**Dave Tharp**


*David Tharp, Assistant Chief of Administration*

 Digitally signed by Dave Tharp  
Date: 2021.07.15 16:16:23 -07'00'

Reconciliation Prepared By:

**Karen Butler Mauldin**

*Karen Butler Mauldin, Finance Manager*

 Digitally signed by Karen Butler Mauldin  
Date: 2021.07.14 15:27:55 -07'00'

**CHINO VALLEY FIRE DISTRICT**  
**General Fund Tax Collection Information**

Total Levy Month	FY 15-16 \$3,481,052 Collected	FY 16-17 \$3,547,699 Collected	FY 17-18 \$3,707,996 Collected	FY 18-19 \$3,926,501 Collected	FY 19-20 \$4,190,442 Collected	FY 20-21 \$4,497,237 Collected
July	\$32,572	\$10,160	\$24,936	\$21,890	\$14,597	\$42,316
%	0.936%	0.286%	0.672%	0.557%	0.348%	0.941%
% To Date	0.9357%	0.2864%	0.6725%	0.5575%	0.3483%	0.9409%
August	\$26,909	\$18,803	\$10,622	\$12,226	\$10,746	\$15,526
%	0.773%	0.530%	0.286%	0.311%	0.256%	0.345%
% To Date	1.7087%	0.8164%	0.9590%	0.8688%	0.6048%	1.2862%
September	\$296,716	\$182,315	\$178,141	\$25,209	\$30,894	\$8,143
%	8.524%	5.139%	4.804%	0.642%	0.737%	0.181%
% To Date	10.2324%	5.9553%	5.7632%	1.5109%	1.3420%	1.4673%
October	\$1,237,993	\$834,512	\$1,503,325	\$1,610,381	\$1,807,742	\$1,780,309
%	35.564%	23.523%	40.543%	41.013%	43.140%	39.587%
% To Date	45.7962%	29.4779%	46.3060%	42.5240%	44.4817%	41.0540%
November	\$289,817	\$866,615	\$290,266	\$498,787	\$373,908	\$508,805
%	8.326%	24.428%	7.828%	12.703%	8.923%	11.314%
% To Date	54.1218%	53.9055%	54.1341%	55.2271%	53.4046%	52.3677%
December	\$220,662	\$227,672	\$223,661	\$236,727	\$286,760	\$399,155
%	6.3389%	6.4175%	6.0319%	6.0289%	6.8432%	8.8756%
% To Date	60.4607%	60.3229%	60.1659%	61.2560%	60.2478%	61.2433%
January	\$76,744	\$89,048	\$153,278	\$117,994	\$115,429	\$118,322
%	2.2046%	2.5100%	4.1337%	3.0051%	2.7546%	2.6310%
% To Date	62.6653%	62.8330%	64.2997%	64.2611%	63.0023%	63.8742%
February	\$87,184	\$94,094	\$95,262	\$54,476	\$104,991	\$88,422
%	2.5045%	2.6523%	2.5691%	1.3874%	2.5055%	1.9661%
% To Date	65.1698%	65.4852%	66.8688%	65.6485%	65.5078%	65.8404%
March	\$124,511	\$141,015	\$127,298	\$138,910	\$142,182	\$143,500
%	3.5768%	3.9748%	3.4331%	3.5377%	3.3930%	3.1908%
% To Date	68.7467%	69.4600%	70.3018%	69.1863%	68.9008%	69.0312%
April	\$910,876	\$821,855	\$794,289	\$955,634	\$983,917	\$1,082,230
%	26.1667%	23.1659%	21.4210%	24.3380%	23.4800%	24.0643%
% To Date	94.9134%	92.6259%	91.7228%	93.5243%	92.3809%	93.0956%
May	\$125,156	\$195,151	\$238,700	\$189,925	\$206,496	\$202,990
%	3.5954%	5.5008%	6.4374%	4.8370%	4.9278%	4.5137%
% To Date	98.5087%	98.1267%	98.1602%	98.3613%	97.3086%	97.6092%
June	\$66,848	\$66,097	\$80,520	\$84,895	\$49,679	\$87,815
%	1.9203%	1.8631%	2.1715%	2.1621%	1.1855%	1.9527%
% To Date	100.4290%	99.9898%	100.3318%	100.5234%	98.4942%	99.5619%
TOTALS	\$3,495,987	\$3,547,337	\$3,720,297	\$3,947,053	\$4,127,341	\$4,477,533
Delinquency	-0.4290%	0.0102%	-0.3318%	-0.5234%	1.5058%	0.4381%

**CHINO VALLEY FIRE DISTRICT**  
**FDAT Collection Information**

Total Levy Month	FY 15-16 \$313,900 Collected	FY 16-17 \$313,900 Collected	FY 17-18 \$333,290 Collected	FY 18-19 \$333,290 Collected	FY 19-20 \$366,547 Collected	FY 20-21 \$400,000 Collected
July	\$2,501	\$1,423	\$1,630	\$1,238	\$1,475	\$2,769
%	0.797%	0.453%	0.489%	0.371%	0.403%	0.692%
% To Date	0.7966%	0.4533%	0.4891%	0.3715%	0.4025%	0.6923%
August	\$1,456	\$661	\$554	\$707	\$653	\$662
%	0.464%	0.211%	0.166%	0.212%	0.178%	0.166%
% To Date	1.2606%	0.6638%	0.6553%	0.5835%	0.5806%	0.8579%
September	\$26,332	\$8,777	\$12,654	\$3,182	\$1,853	\$879
%	8.389%	2.796%	3.797%	0.955%	0.505%	0.220%
% To Date	9.6492%	3.4600%	4.4520%	1.5382%	1.0861%	1.0777%
October	\$97,909	\$86,411	\$93,081	\$139,813	\$107,270	\$160,480
%	31.191%	27.528%	27.928%	41.949%	29.265%	40.120%
% To Date	40.8405%	30.9881%	32.3799%	43.4877%	30.3510%	41.1979%
November	\$43,410	\$75,219	\$74,651	\$59,861	\$30,666	\$48,339
%	13.8292%	23.9628%	22.3983%	17.9606%	8.3663%	12.0848%
% To Date	54.6697%	54.9510%	54.7782%	61.4483%	38.7172%	53.2826%
December	\$20,201	\$24,923	\$21,663	\$25,413	\$112,035	\$39,219
%	6.4354%	7.9398%	6.4997%	7.6250%	30.5650%	9.8048%
% To Date	61.1052%	62.8907%	61.2779%	69.0733%	69.2822%	63.0874%
January	\$10,565	\$11,762	\$16,138	\$11,149	\$11,446	\$12,625
%	3.3658%	3.7471%	4.8420%	3.3450%	3.1227%	3.1562%
% To Date	64.4710%	66.6378%	66.1199%	72.4183%	72.4049%	66.2436%
February	\$7,946	\$8,291	\$8,056	\$7,409	\$10,419	\$6,657
%	2.531%	2.641%	2.417%	2.223%	2.842%	1.664%
% To Date	67.0024%	69.2790%	68.5368%	74.6413%	75.2473%	67.9079%
March	\$12,018	\$12,638	\$12,174	\$13,713	\$13,361	\$10,897
%	3.8286%	4.0263%	3.6528%	4.1143%	3.6452%	2.7242%
% To Date	70.8310%	73.3052%	72.1897%	78.7556%	78.8925%	70.6320%
April	\$35,416	\$62,586	\$63,209	\$79,859	\$85,315	\$88,842
%	11.2825%	19.9382%	18.9651%	23.9607%	23.2754%	22.2104%
% To Date	82.1134%	93.2434%	91.1548%	102.7164%	102.1679%	92.8424%
May	\$51,376	\$23,662	\$23,731	\$18,881	\$21,832	\$19,620
%	16.3671%	7.5381%	7.1201%	5.6650%	5.9561%	4.9050%
% To Date	98.4805%	100.7815%	98.2749%	108.3813%	108.1240%	97.7475%
June	\$6,266	\$4,682	\$5,094	\$5,726	\$4,474	\$6,987
%	1.9962%	1.4917%	1.5285%	1.7181%	1.2206%	1.7468%
% To Date	100.4767%	102.2732%	99.8034%	110.0995%	109.3446%	99.4943%
TOTALS	\$315,396	\$321,035	\$332,635	\$366,951	\$400,799	\$397,977
Delinquency	-0.4767%	-2.2732%	0.1966%	-10.0995%	-9.3446%	0.5057%

100.0000% 100.0000% 100.0000% 100.0000% 100.0000% 100.0000%



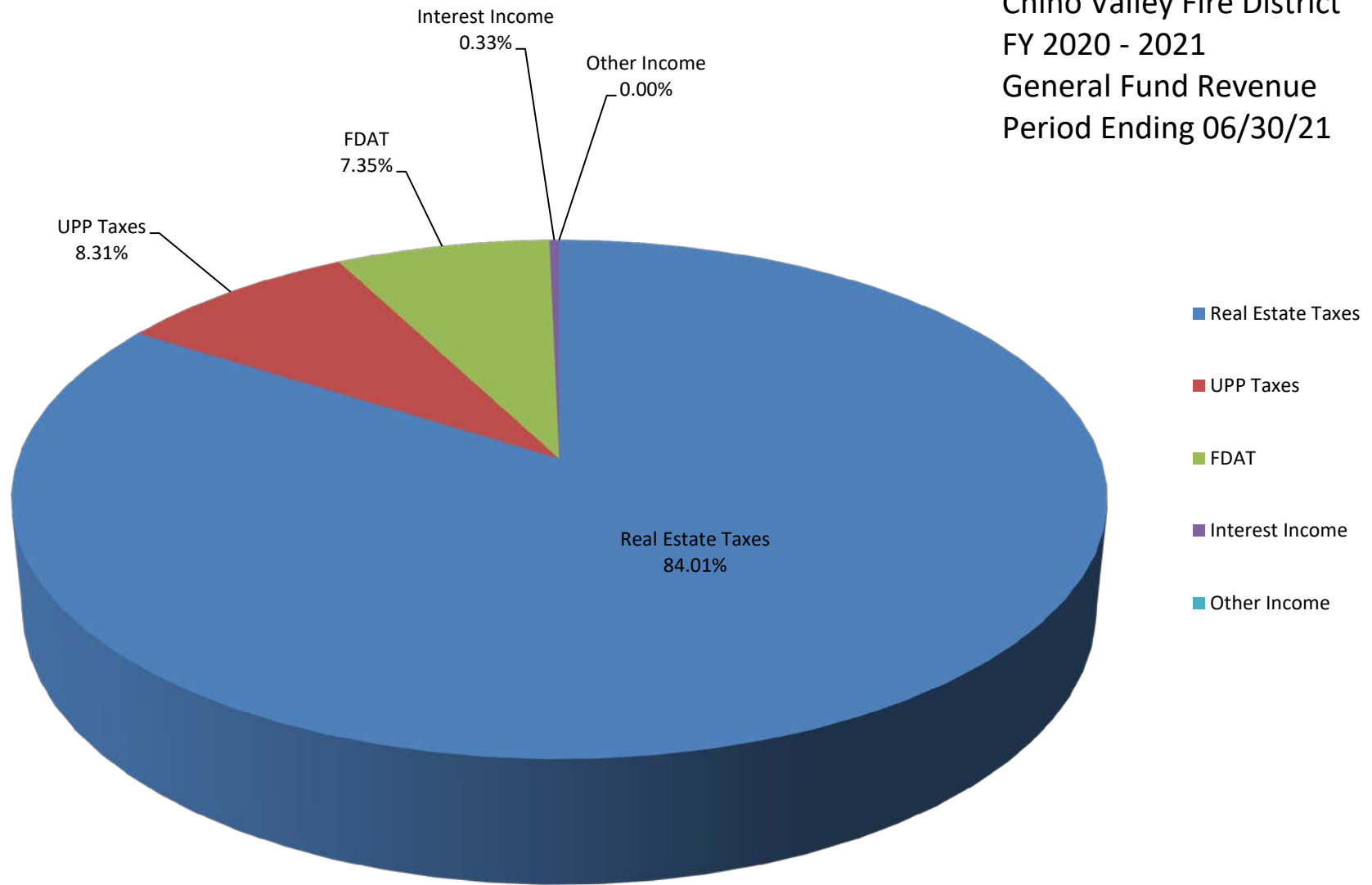
## 2020 - 2021 Cash Flow By Month: JUNE

ACTUAL												
	July	Aug.	Sept.	Oct.	Nov.	Dec.	Jan.	Feb.	March	April	May	June
<b>Revenues:</b>												
Taxes	42,316	15,526	8,143	1,780,309	508,805	399,155	118,322	88,422	143,500	1,082,230	202,990	87,815
FDAT	2,769	662	879	160,480	48,339	39,219	12,625	6,657	10,897	88,842	19,620	6,987
Interest Income	70	13	-	577	-	148	58	8	44	-	20	309
Other Income	-	-	-	-	-	-	-	4	-	-	-	-
<b>RevenueTotals:</b>	45,156	16,202	9,022	1,941,366	557,144	438,522	131,004	95,092	154,441	1,171,071	222,631	95,112
<b>Expenditures:</b>												
Audit/Accounting, Election, Legal, Fire Board Expenses	270	-	-	248	990	-	4,457	230	-	23	175	225
Contingency	-	-	-	-	-	-	-	-	-	-	-	-
Fire Authority Funding	57,128	45,156	16,202	9,022	1,941,366	557,144	438,522	131,004	95,092	154,441	1,171,071	222,631
Miscellaneous	-	-	-	-	-	-	2	4	-	5	-	30
<b>ExpenditureTotals:</b>	57,398	45,156	16,202	9,270	1,942,356	557,144	442,980	131,238	95,092	154,468	1,171,246	222,886
<b>Monthly Net Cash</b>	(12,242)	(28,955)	(7,179)	1,932,096	(1,385,212)	(118,622)	(311,976)	(36,146)	59,349	1,016,603	(948,615)	(127,774)
<b>Cumulative Net Cash</b>	7,758	(21,197)	(28,376)	1,903,720	518,508	399,886	87,910	51,764	111,113	1,127,716	179,101	51,327
<b>Cash Balance (\$20,000 Carryover)</b>	20,000	(1,197)	(29,573)	1,874,147	2,392,655	2,792,541	2,880,451	2,932,215	3,043,327	4,171,043	4,350,144	4,401,471

**CHINO VALLEY FIRE DISTRICT  
REVENUE GRAPH DATA**

	<b>Revenue</b>	<b>Budget</b>	<b>%</b>
Real Estate Taxes	\$ 79,908	\$ 4,497,237	84.01
UPP Taxes	\$ 7,908	\$ -	8.31
FDAT	\$ 6,987	\$ 400,000	7.35
Interest Income	\$ 309	\$ -	0.33
Other Income	\$ -	\$ 2,000	0.00
<b>TOTALS:</b>	<b>\$ 95,112</b>	<b>\$ 4,899,237</b>	<b>100.00</b>

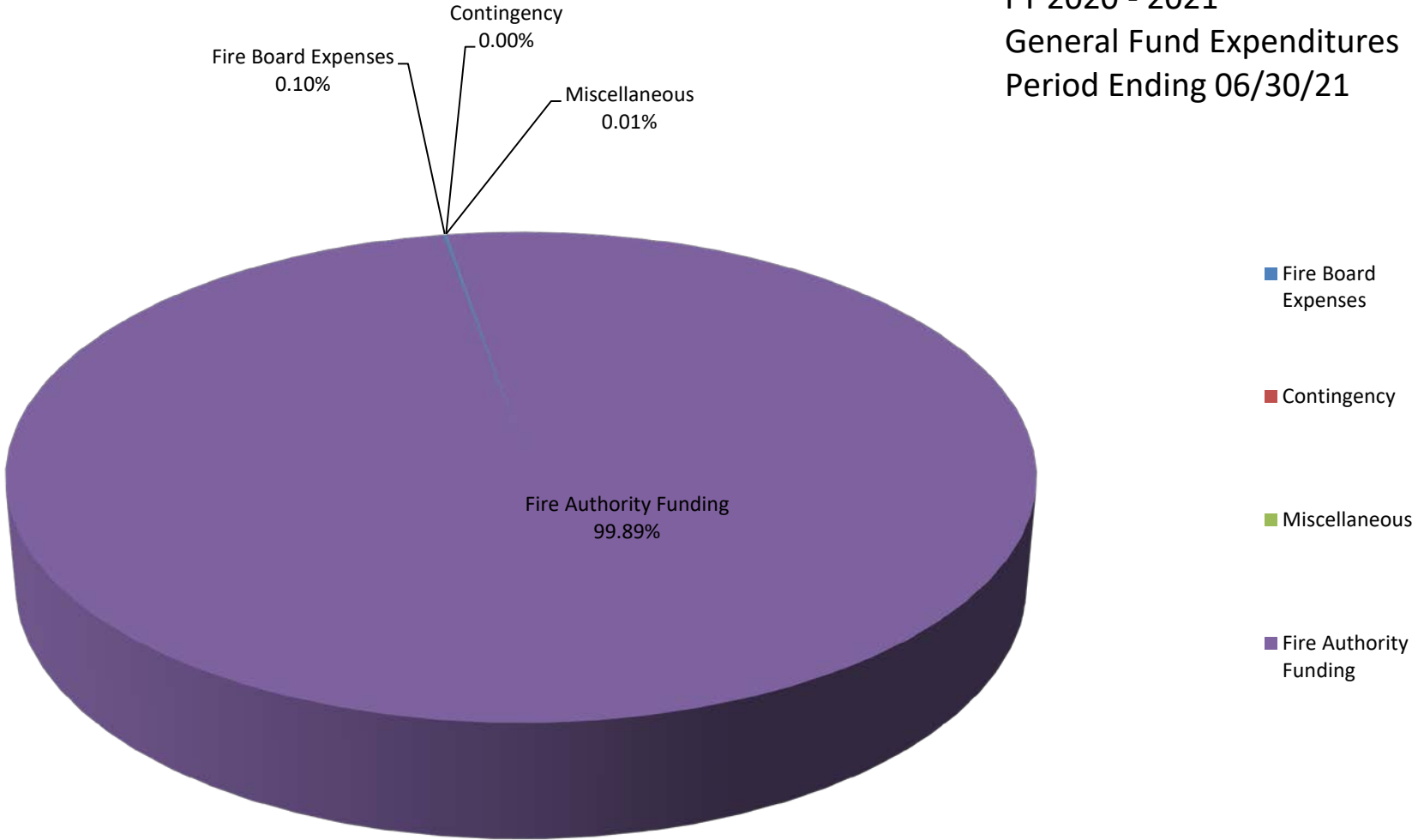
Chino Valley Fire District  
FY 2020 - 2021  
General Fund Revenue  
Period Ending 06/30/21



**CHINO VALLEY FIRE DISTRICT  
EXPENSE GRAPH DATA**

Revenue		Budget	%
Fire Board Expenses	\$ 225	\$ 38,500	0.10
Contingency	\$ -	\$ 20,000	-
Miscellaneous	\$ 30	\$ -	0.01
Fire Authority Funding	\$ 222,631	\$ 4,860,737	99.89
<b>TOTALS:</b>	<b>\$ 222,886</b>	<b>\$ 4,919,237</b>	<b>100.00</b>

Chino Valley Fire District  
FY 2020 - 2021  
General Fund Expenditures  
Period Ending 06/30/21





**CHINO VALLEY FIRE DISTRICT**  
**GENERAL FUND - JUNE 2021**

Real Estate Taxes:	\$	79,907.84
UPP Taxes:	\$	7,907.57
FDAT:	\$	6,987.22
Interest Received:	\$	309.31
Other:	\$	-
<hr/>		
TOTAL:	\$	95,111.94
<hr/>		

Transferred to CAFMA:	\$	222,630.66
-----------------------	----	------------



# Yavapai County Treasurer

## Monthly Statement

Date Range: 6/1/2021 to 6/30/2021

**ino Valley Fire Dist GF**  
**nd: 6065540000**



# Yavapai County Treasurer

## Monthly Statement

Date Range: 6/1/2021 to 6/30/2021

Account	Period	YTD		
<b>065540000</b>	<b>Chino Valley Fire Dist GF</b>			
Begin Balance:	331,805.00	172,704.65		
Income:	95,111.94	4,929,412.37		
LOC Advance:	.00	.00		
Expense:	(222,885.73)	(4,898,085.81)	LOC:	.00
LOC Payments:	.00	.00	Warrants Outstanding:	.00
Cash Balance:	204,031.21	204,031.21	End:	204,031.21



# Yavapai County Treasurer

## Monthly Statement

Date Range: 6/1/2021 to 6/30/2021

### Monthly Statement Summary

Source Code	Description		MTDAmount	YTDAmount
<b>065540000</b>	<b>Chino Valley Fire Dist GF</b>	<b>Beginning Balance:</b>	331,805.00	172,704.65
11100.2006	2006 Real Estate Taxes		.00	101.73
11100.2007	2007 Real Estate Taxes		.00	3.98
11100.2008	2008 Real Estate Taxes		.00	55.64
11100.2009	2009 Real Estate Taxes		.00	6.08
11100.2010	2010 Real Estate Taxes		.00	606.81
11100.2011	2011 Real Estate Taxes		.00	110.48
11100.2012	2012 Real Estate Taxes		.00	180.08
11100.2013	2013 Real Estate Taxes		.00	143.07
11100.2014	2014 Real Estate Taxes		.00	120.34
11100.2015	2015 Real Estate Taxes		.00	123.66
11100.2016	2016 Real Estate Taxes		.00	114.01
11100.2017	2017 Real Estate Taxes		.00	125.66
11100.2018	2018 Real Estate Taxes		(94.48)	21.09
11100.2019	2019 Real Estate Taxes		(146.42)	105,569.25
11100.2020	2020 Real Estate Taxes		80,148.74	4,306,036.37
12100.2009	2009 Personal Property Taxes		.00	4.38
12100.2011	2011 Personal Property Taxes		.00	52.69
12100.2012	2012 Personal Property Taxes		.00	299.64
12100.2013	2013 Personal Property Taxes		.00	157.98
12100.2014	2014 Personal Property Taxes		.00	224.64
12100.2015	2015 Personal Property Taxes		.00	292.14
12100.2016	2016 Personal Property Taxes		.00	431.61
12100.2017	2017 Personal Property Taxes		.00	674.04
12100.2018	2018 Personal Property Taxes		35.86	2,353.09
12100.2019	2019 Personal Property Taxes		435.23	6,877.10
12100.2020	2020 Personal Property Taxes		7,436.48	95,994.69
37130.0	ADOT & Fish and Game in-lieu		.00	4.30
37150.0	FDAT Distributions		6,987.22	397,977.02
38108.0	Interest on Investments Charles Schwab		.00	222.71
38109.0	Interest on Investments St Treas		133.78	294.85
38113.0	Interest on Investments-Wells Fargo		175.53	730.40
7376.0	Transfer in		.00	9,502.84
90002.0	Interest Pd on Tax Roll Corrections		(30.07)	(40.32)
91032.0	Warrants Redeemed		(225.00)	(6,616.80)
91702.0	Transfer out		(222,630.66)	(4,891,428.69)
		<b>Ending Balance:</b>	<b>204,031.21</b>	<b>204,031.21</b>

### Monthly Statement Detail



# Yavapai County Treasurer

## Monthly Statement

Date Range: 6/1/2021 to 6/30/2021

Date	Notes	Doc #	Amount	C/D
<b>065540000 Chino Valley Fire Dist GF</b>			<b>Beginning Balance: 331,805.00</b>	
11100.2018 2018 Real Estate Taxes			Source Code Total: (94.48)	
06/22	Tax Distribution	0	(94.48)	C
11100.2019 2019 Real Estate Taxes			Source Code Total: (146.42)	
06/22	Tax Distribution	0	(146.42)	C
11100.2020 2020 Real Estate Taxes			Source Code Total: 80,148.74	
06/01	Tax Distribution	0	86.25	C
06/01	Tax Distribution	0	1,234.51	C
06/01	Tax Distribution	0	1,347.18	C
06/02	Tax Distribution	0	1,379.39	C
06/02	Tax Distribution	0	5,669.84	C
06/02	Tax Distribution	0	9.16	C
06/03	Tax Distribution	0	92.14	C
06/03	Tax Distribution	0	448.50	C
06/03	Tax Distribution	0	300.96	C
06/03	Tax Distribution	0	2,039.69	C
06/04	Tax Distribution	0	1,012.32	C
06/04	Tax Distribution	0	315.58	C
06/07	Tax Distribution	0	711.04	C
06/07	Tax Distribution	0	5.93	C
06/07	Tax Distribution	0	319.07	C
06/08	Tax Distribution	0	1.24	C
06/08	Tax Distribution	0	642.20	C
06/08	Tax Distribution	0	10.72	C
06/08	Tax Distribution	0	47.69	C
06/09	Tax Distribution	0	941.38	C
06/09	Tax Distribution	0	159.75	C
06/10	Tax Distribution	0	157.90	C
06/10	Tax Distribution	0	214.34	C
06/10	Tax Distribution	0	529.58	C
06/11	Tax Distribution	0	3,833.14	C
06/14	Tax Distribution	0	.42	C
06/14	Tax Distribution	0	94.83	C
06/14	Tax Distribution	0	881.47	C
06/15	Tax Distribution	0	62.17	C
06/15	Tax Distribution	0	181.00	C
06/15	Tax Distribution	0	247.34	C
06/15	Tax Distribution	0	1,691.88	C
06/16	Tax Distribution	0	4.33	C
06/16	Tax Distribution	0	2,107.84	C
06/16	Tax Distribution	0	627.12	C
06/16	Tax Distribution	0	152.52	C



# Yavapai County Treasurer

## Monthly Statement

Date Range: 6/1/2021 to 6/30/2021

06/17	Tax Distribution	0	1,612.60	C
06/17	Tax Distribution	0	496.99	C
06/17	Tax Distribution	0	1,834.19	C
06/17	Tax Distribution	0	1,732.91	C
06/17	Tax Distribution	0	1,313.78	C
06/17	Tax Distribution	0	1,344.71	C
06/18	Tax Distribution	0	(94.83)	C
06/18	Tax Distribution	0	2,626.10	C
06/18	Tax Distribution	0	1,046.35	C
06/21	Tax Distribution	0	219.58	C
06/21	Tax Distribution	0	1,885.94	C
06/21	Tax Distribution	0	2,692.16	C
06/21	Tax Distribution	0	379.05	C
06/22	Tax Distribution	0	2,750.70	C
06/22	Tax Distribution	0	1,119.41	C
06/22	Tax Distribution	0	789.64	C
06/22	Tax Distribution	0	2,082.67	C
06/23	Tax Distribution	0	3,717.75	C
06/23	Tax Distribution	0	3,934.94	C
06/23	Tax Distribution	0	310.79	C
06/23	Tax Distribution	0	549.11	C
06/24	Tax Distribution	0	473.70	C
06/24	Tax Distribution	0	1,541.83	C
06/24	Tax Distribution	0	1,075.88	C
06/24	Tax Distribution	0	8.39	C
06/24	Tax Distribution	0	516.97	C
06/24	Tax Distribution	0	1,588.44	C
06/25	Tax Distribution	0	938.93	C
06/25	Tax Distribution	0	1,624.93	C
06/28	Tax Distribution	0	1,690.31	C
06/28	Tax Distribution	0	1.31	C
06/28	Tax Distribution	0	786.61	C
06/28	Tax Distribution	0	3,515.40	C
06/28	Tax Distribution	0	607.37	C
06/29	Tax Distribution	0	423.43	C
06/29	Tax Distribution	0	1,759.01	C
06/29	Tax Distribution	0	303.44	C
06/29	Tax Distribution	0	364.70	C
06/29	Tax Distribution	0	86.54	C
06/29	Tax Distribution	0	258.52	C
06/30	Tax Distribution	0	(65.68)	C
06/30	Tax Distribution	0	1,285.09	C
06/30	Tax Distribution	0	785.59	C



# Yavapai County Treasurer

## Monthly Statement

Date Range: 6/1/2021 to 6/30/2021

06/30	Tax Distribution	0	294.03	C
06/30	Tax Distribution	0	379.04	C
12100.2018 2018 Personal Property Taxes			Source Code Total: 35.86	
06/18	Tax Distribution	0	23.34	C
06/30	Tax Distribution	0	12.52	C
12100.2019 2019 Personal Property Taxes			Source Code Total: 435.23	
06/11	Tax Distribution	0	93.26	C
06/17	Tax Distribution	0	244.70	C
06/18	Tax Distribution	0	22.97	C
06/30	Tax Distribution	0	58.72	C
06/30	Tax Distribution	0	15.58	C
12100.2020 2020 Personal Property Taxes			Source Code Total: 7,436.48	
06/01	Tax Distribution	0	101.79	C
06/02	Tax Distribution	0	38.72	C
06/03	Tax Distribution	0	.83	C
06/07	Tax Distribution	0	7.54	C
06/08	Tax Distribution	0	.58	C
06/10	Tax Distribution	0	147.60	C
06/10	Tax Distribution	0	115.18	C
06/11	Tax Distribution	0	77.51	C
06/16	Tax Distribution	0	15.77	C
06/16	Tax Distribution	0	998.32	C
06/17	Tax Distribution	0	325.01	C
06/17	Tax Distribution	0	6.27	C
06/17	Tax Distribution	0	760.04	C
06/17	Tax Distribution	0	95.38	C
06/17	Tax Distribution	0	89.99	C
06/18	Tax Distribution	0	106.53	C
06/18	Tax Distribution	0	97.26	C
06/21	Tax Distribution	0	80.46	C
06/22	Tax Distribution	0	184.61	C
06/22	Tax Distribution	0	140.40	C
06/22	Tax Distribution	0	58.29	C
06/22	Tax Distribution	0	156.70	C
06/23	Tax Distribution	0	368.74	C
06/23	Tax Distribution	0	723.30	C
06/24	Tax Distribution	0	43.91	C
06/24	Tax Distribution	0	28.04	C
06/24	Tax Distribution	0	298.04	C
06/24	Tax Distribution	0	12.99	C
06/24	Tax Distribution	0	806.80	C
06/25	Tax Distribution	0	47.61	C
06/28	Tax Distribution	0	1.93	C



# Yavapai County Treasurer

## Monthly Statement

Date Range: 6/1/2021 to 6/30/2021

06/28	Tax Distribution	0	6.07	C
06/28	Tax Distribution	0	299.35	C
06/29	Tax Distribution	0	575.36	C
06/29	Tax Distribution	0	54.62	C
06/29	Tax Distribution	0	263.67	C
06/30	Tax Distribution	0	257.74	C
06/30	Tax Distribution	0	12.37	C
06/30	Tax Distribution	0	31.16	C
37150.0 FDAT Distributions			Source Code Total: 6,987.22	
06/01	Fire Dist Assistance Tax 0.144320	0	144.27	C
06/02	Fire Dist Assistance Tax 0.144320	0	238.45	C
06/03	Fire Dist Assistance Tax 0.144320	0	83.67	C
06/04	Fire Dist Assistance Tax 0.144320	0	100.86	C
06/07	Fire Dist Assistance Tax 0.144320	0	117.30	C
06/08	Fire Dist Assistance Tax 0.144320	0	81.61	C
06/09	Fire Dist Assistance Tax 0.144320	0	128.11	C
06/10	Fire Dist Assistance Tax 0.144320	0	70.98	C
06/11	Fire Dist Assistance Tax 0.144320	0	244.37	C
06/14	Fire Dist Assistance Tax 0.144320	0	127.99	C
06/15	Fire Dist Assistance Tax 0.144320	0	278.37	C
06/16	Fire Dist Assistance Tax 0.144320	0	147.42	C
06/17	Fire Dist Assistance Tax 0.144320	0	947.06	C
06/18	Fire Dist Assistance Tax 0.144320	0	326.16	C
06/21	Fire Dist Assistance Tax 0.144320	0	358.95	C
06/22	Fire Dist Assistance Tax 0.144320	0	829.33	C
06/23	Fire Dist Assistance Tax 0.144320	0	763.99	C
06/24	Fire Dist Assistance Tax 0.144320	0	475.78	C
06/25	Fire Dist Assistance Tax 0.144320	0	426.11	C
06/28	Fire Dist Assistance Tax 0.144320	0	474.25	C
06/29	Fire Dist Assistance Tax 0.144320	0	377.20	C
06/30	Fire Dist Assistance Tax 0.144320	0	244.99	C
38109.0 Interest on Investments St Treas			Source Code Total: 133.78	
06/25	Investment Interest	0	133.78	C
38113.0 Interest on Investments-Wells Fargo			Source Code Total: 175.53	
06/25	Investment Interest	0	175.53	C
90002.0 Interest Pd on Tax Roll Corrections			Source Code Total: (30.07)	
06/22	78980 304-08-19000 2018 Adjustment/Corr Refund	78980	(7.57)	D
06/22	78980 304-08-19000 2018 Adjustment/Corr Refund	78980	(6.16)	D
06/22	78980 304-08-19000 2019 Adjustment/Corr Refund	78980	(7.25)	D
06/22	78980 304-08-19000 2019 Adjustment/Corr Refund	78980	(5.20)	D
06/22	78980 304-08-19000 2020 Adjustment/Corr Refund	78980	(3.07)	D
06/22	78980 304-08-19000 2020 Adjustment/Corr Refund	78980	(.82)	D





# Yavapai County Treasurer

## Monthly Statement

Date Range: 6/1/2021 to 6/30/2021

91032.0 Warrants Redeemed		Source Code Total: (225.00)	
06/25 Paid Warrants	0	(225.00)	D
91702.0 Transfer out		Source Code Total: (222,630.66)	
06/23 Transfer per request dtd 6/23/21 KB	0	(222,630.66)	D
6065540000 Chino Valley Fire Dist GF		<b>Ending Balance: 204,031.21</b>	

### Warrant Detail

Payee Name	Warrant	Amount	Issue Dt	Status Dt	Voucher
65540000 Chino Valley Fire Dist GF		Account Total: 225.00			
Fund: 0655		Fund Total: 225.00			
Status: PAID		Status Total: 225.00			
/	0706550030	225.00	06/14/21	06/25/21	
		Count	Amount		
Total PAID:		1	225.00		

Chino Valley Fire District  
Bank Reconciliation Summary  
For the Bank Statement ending: 6/30/2021

BANK CONTROL ID: GEN - GENERAL FUND		DESC: GENERAL FUND	ACCOUNT NO: 000000000000000
	Beginning Balance:	06/01/21	\$331,805.00
	Deposits and Credits:		\$95,111.94
	Checks and Charges:		(\$222,885.73)
	Adjustments:		\$0.00
	Ending Balance Per Reconciliation:		\$204,031.21
	Ending Balance Per Bank Statement:	06/30/21	\$204,031.21
	* Outstanding Deposits and Credits:	06/30/21	\$0.00
	* Outstanding Checks and Charges:	06/30/21	\$0.00
	Ending Book Balance:	06/30/21	\$204,031.21

\* Outstanding amounts are all outstanding credits and charges dated prior or equal to the Reconciliation date.

Chino Valley Fire District  
BR Checks and Charges Cleared  
For the Bank Statement ending: 6/30/21

GEN		General Fund			0000000000000000	
Date	Document	Description	Module	Company	Amount	
06/14/21	706550030	American Express	AP	CHINOV	\$225.00	
06/30/21	Cash With Yav Cty	Fire Authority Funding June 20	GL	CHINOV	\$222,630.66	
06/30/21	Cash With Yav Cty	GF Interest Paid on Tax Roll C	GL	CHINOV	\$30.07	
TOTAL CHECKS AND CHARGES CLEARED:					\$222,885.73	

**Chino Valley Fire District**  
BR Checks and Charges Outstanding  
For the Bank Statement ending:

<u>Date</u>	<u>Document</u>	<u>Description</u>	<u>Module</u>	<u>Company</u>	<u>Amount</u>
-------------	-----------------	--------------------	---------------	----------------	---------------

TOTAL CHECKS AND CHARGES OUTSTANDING:

Chino Valley Fire District  
BR Deposits and Credits Cleared  
For the Bank Statement ending: 6/30/21

GEN		General Fund			0000000000000000
Date	Document	Description	Module	Company	Amount
06/30/21	Cash With Yav Cty	GF Tax and Interest Revenue Ju	GL	CHINOV	\$95,111.94
TOTAL DEPOSITS AND CREDITS CLEARED:					\$95,111.94

**Chino Valley Fire District**  
BR Deposits and Credits Outstanding  
For the Bank Statement ending:

Date	Document	Description	Module	Company	Amount
------	----------	-------------	--------	---------	--------

TOTAL DEPOSITS AND CREDITS OUTSTANDING:

Document Number	Date	BR Status	Void?	Description	Date Cleared	Amount
-----------------	------	-----------	-------	-------------	--------------	--------

MODULE: CHECKS FROM ACCOUNTS PAYABLE

BANK CONTROL ID: GEN - GENERAL FUND						
706550030	06/14/21	Marked	No	American Express	07/14/21	\$225.00
SUB TOTAL FOR BANK:						\$225.00
TOTAL FOR MODULE:						\$225.00

MODULE: JOURNAL ENTRIES FROM GENERAL LEDGER

BANK CONTROL ID: GEN - GENERAL FUND						
Cash With Yav Cty	06/30/21	Marked	No	Fire Authority Funding June 20	07/14/21	\$222,630.66
Cash With Yav Cty	06/30/21	Marked	No	GF Tax and Interest Revenue Ju	07/14/21	\$95,111.94
Cash With Yav Cty	06/30/21	Marked	No	GF Interest Paid on Tax Roll C	07/14/21	\$30.07
SUB TOTAL FOR BANK:						\$317,772.67
TOTAL FOR MODULE:						\$317,772.67

Chino Valley Fire District  
BR Adjustments Report  
For the Bank Statement ending:

Date	Document	Description	GL Account	Offset Amt	Adj. Amt
------	----------	-------------	------------	------------	----------

DOCUMENT:

ADJUSTMENT DOCUMENT " TOTAL:

TOTAL FOR ALL ADJUSTMENTS:



7/14/21  
3:15:08 PM

**Chino Valley Fire District**  
Income Statement  
(Original Budget to Actual Comparison)  
For the period of 6/1/2021 Through 6/30/2021

Fund: (10) General Fund

	Account	Actual	Current Period Budget	Variance	%	Actual	Year To Date Budget	Variance	%
<b><u>Revenues</u></b>									
Real Estate Tax	10400000000	\$79,907.84	\$0.00	\$79,907.84	0.0%	\$4,370,171.13	\$4,497,237.00	\$(127,065.87)	(2.8)%
Personal Property Tax	10410000000	7,907.57	0.00	7,907.57	0.0	107,362.00	0.00	107,362.00	0.0
Fire District Assistance Tax	10420000000	6,987.22	0.00	6,987.22	0.0	397,977.02	400,000.00	(2,022.98)	(0.5)
Interest Income-General Fund	10490000000	309.31	0.00	309.31	0.0	1,247.96	0.00	1,247.96	0.0
Rebates/Refunds	10500000000	0.00	0.00	0.00	0.0	0.00	2,000.00	(2,000.00)	(100.0)
Misc. Revenues	10510000000	0.00	0.00	0.00	0.0	4.30	0.00	4.30	0.0
<b>Net Revenues</b>		<b>\$95,111.94</b>	<b>\$0.00</b>	<b>\$95,111.94</b>	<b>0.0 %</b>	<b>\$4,876,762.41</b>	<b>\$4,899,237.00</b>	<b>\$(22,474.59)</b>	<b>(0.5)%</b>
<b><u>Program Expenses</u></b>									
Fire Authority Funding	10670010000	\$222,630.66	\$0.00	\$(222,630.66)	0.0%	\$4,838,778.73	\$4,860,737.00	\$21,958.27	0.5%
<b>Total Program Expenses</b>		<b>\$222,630.66</b>	<b>\$0.00</b>	<b>\$(222,630.66)</b>	<b>0.0 %</b>	<b>\$4,838,778.73</b>	<b>\$4,860,737.00</b>	<b>\$21,958.27</b>	<b>0.5 %</b>
<b><u>Fund Raising Expenses</u></b>									
Audit & Accounting	10640010000	\$0.00	\$0.00	\$0.00	0.0%	\$5,170.00	\$7,500.00	\$2,330.00	31.1%
Other Prof Services/Admin	10640510000	0.00	0.00	0.00	0.0	0.00	25,000.00	25,000.00	100.0
Legal Services - Routine	10641010000	0.00	0.00	0.00	0.0	810.00	5,000.00	4,190.00	83.8
Fire Board Expenses	10644110000	225.00	0.00	(225.00)	0.0	636.80	1,000.00	363.20	36.3
Misc/Admin	10661010000	30.07	0.00	(30.07)	0.0	40.32	0.00	(40.32)	0.0
<b>Total Fund Raising Expenses</b>		<b>\$255.07</b>	<b>\$0.00</b>	<b>\$(255.07)</b>	<b>0.0 %</b>	<b>\$6,657.12</b>	<b>\$38,500.00</b>	<b>\$31,842.88</b>	<b>82.7 %</b>
<b>Total Expenses</b>		<b>\$222,885.73</b>		<b>\$(222,885.73)</b>		<b>\$4,845,435.85</b>	<b>\$4,899,237.00</b>	<b>\$53,801.15</b>	<b>1.1%</b>
<b>Net Income (Loss)</b>		<b>\$(127,773.79)</b>	<b>\$0.00</b>	<b>\$(127,773.79)</b>	<b>0.0%</b>	<b>\$31,326.56</b>	<b>\$0.00</b>	<b>\$31,326.56</b>	<b>0.0%</b>

7/14/21  
3:15:11 PM

**Chino Valley Fire District**

Balance Sheet

As of 6/30/2021

Fund: (10) General Fund

**Assets**

**Current Assets**

Cash with Yavapai County	\$204,031.21	
Taxes Receivable	139,760.13	
Total Current Assets		\$343,791.34
<b>Total Assets</b>		<b>\$343,791.34</b>

**Liabilities and Net Assets**

**Current Liabilities**

Accounts Payable	\$270.00	
Deferred Compensation (Prop Tax)	99,079.00	
CAFMA Accounts Payable	57,128.00	
Total Current Liabilities		\$156,477.00
<b>Total Liabilities</b>		<b>\$156,477.00</b>

**Net Assets**

Fund Balance	\$(3,943,030.55)	
Current Year Net Assets	31,326.56	
<b>Total Net Assets</b>		<b>(3,911,703.99)</b>
<b>Total Liabilities and Net Assets</b>		<b>\$(3,755,226.99)</b>

**Chino Valley Fire District**  
GL Account Ledger - Detail By Period  
6/1/2021 through 6/30/2021

Batch	Journal	Entry #	Date	Job	Document	Description	Debits	Credits	Balance
<b>10.1100.0.0.000</b>			<b>CASH WITH YAVAPAI COUNTY</b>						<b>\$331,805.00</b>
2181	CD	143754	06/14/21		706550030	American Express - Cash Disbursement AMER00	-	225.00	331,580.00
2184	GJ	143766	06/30/21		Cash With Yav Cty	Fire Authority Funding June 2021	-	222,630.66	108,949.34
2185	GJ	143767	06/30/21		Cash With Yav Cty	GF Tax and Interest Revenue June 2021	95,111.94	-	204,061.28
2186	GJ	143773	06/30/21		Cash With Yav Cty	GF Interest Paid on Tax Roll Corrections	-	30.07	204,031.21
<b>CASH WITH YAVAPAI COUNTY TOTALS:</b>							<b>\$95,111.94</b>	<b>\$222,885.73</b>	<b>\$204,031.21</b>
<b>TOTAL OF LEDGER:</b>							<b>\$95,111.94</b>	<b>\$222,885.73</b>	<b>\$204,031.21</b>

**Chino Valley Fire District**  
GL Trial Balance Worksheet  
For The Period of 6/1/2021 through 6/30/2021

Account	Description	Balances				Adjustments
		Beginning	Debits	Credits	Ending	
10.1100.0.0.000	Cash with Yavapai County	\$331,805.00	\$95,111.94	\$222,885.73	\$204,031.21	
TOTALS:		<u>\$331,805.00</u>	<u>\$95,111.94</u>	<u>\$222,885.73</u>	<u>\$204,031.21</u>	