

AGENDA

**Central Arizona Fire and Medical Authority
Chino Valley Fire District Board of Directors
CV Regular Meeting**

Monday, September 27, 2021, 4:00 pm - 4:30 pm

**Central Arizona Fire and Medical Authority, Administration, 8603 E. Eastridge Drive,
Prescott Valley**

NOTICE OF MEETING

Pursuant to A.R.S. § 38-431.02, notice is hereby given to the members of the Chino Valley Fire District Board of Directors and the general public that the **Chino Valley Fire District** will hold a meeting open to the public on **Monday, September 27, 2021 at 4:00 p.m.** The meeting will be held at the **Central Arizona Fire and Medical Authority, Administration, 8603 E. Eastridge Drive, Prescott Valley, Arizona.** The Board may vote to go into Executive Session on any agenda item, pursuant to A.R.S. §38-431.03(A)(3) for discussion and consultation for legal advice with the District's Attorney on matters as set forth in the agenda item. The following topics and any variables thereto, will be subject to Board consideration, discussion, approval, or other action. All items are set for possible action. Members may attend in person or via remote methods of communication.

1. CALL TO ORDER / ROLL CALL OF BOARD MEMBERS
2. PLEDGE OF ALLEGIANCE
3. CALL TO THE PUBLIC

In accordance with A.R.S. §38-431.01(H) and as a matter of policy, the Chino Valley Fire District Board has decided to allow public comments as time permits. Therefore, those wishing to address the Board regarding an issue within the jurisdiction of this public body may do so in an orderly manner that includes completing a Call to the Public Form and submitting it to staff for the record. If a written statement is being read, please provide a copy to ensure it is entered into the record accurately. Individuals will be limited to speak for three (3) minutes and Call to the Public shall not exceed 15 minutes per meeting.

4. CONSENT AGENDA

All matters listed under consent agenda are considered to be routine by the Chino Valley Fire District Board and will be enacted by one motion. There will be no separate discussion on these items. Any item may be removed by a Board member and will be considered separately for motion, discussion and action.

- A. Approve Regular Session Minutes - June 28, 2021
- B. Approve Joint Special Meeting Minutes - August 4, 2021
- C. Approve Joint Special Meeting Executive Session Minutes - August 4, 2021
- D. Approve June 2021 General Fund Statements and Bond Debt Service Financials
- E. Approve July 2021 General Fund Statements and Bond Debt Service Financials
- F. Approve August 2021 General Fund Statements and Bond Debt Service Financials

5. OLD BUSINESS

- A. Discussion Regarding the Closing of the Certificates of Participation (COPs)
- 6. NEW BUSINESS
 - A. Discussion and Possible Direction to Staff Regarding December Board Meeting Date
- 7. ADJOURNMENT

Disabled persons needing reasonable accommodations should call 928-772-7711 prior to the scheduled meeting.

MINUTES

**Central Arizona Fire and Medical Authority
Chino Valley Fire District Board of Directors
Regular Meeting**

Monday, June 28, 2021, 4:00 pm - 4:30 pm

**Central Arizona Fire and Medical Authority, Administration, 8603 E. Eastridge Drive,
Prescott Valley**

In-Person Attendance

Cyndy Dicus; Cynthia Gentle; Dave Tharp; Lorette Brashear; Owen Mills; Scott
A Freitag; Susanne Dixon

Remote Attendance

Nicolas Cornelius

Not In Attendance

Dave Dobbs

NOTICE OF MEETING

Pursuant to A.R.S. § 38-431.02, notice is hereby given to the members of the Chino Valley Fire District Board of Directors and the general public that the **Chino Valley Fire District** will hold a meeting open to the public on **Monday, June 28, 2021 at 4:00 p.m.** The meeting will be held at the **Central Arizona Fire and Medical Authority, Administration, 8603 E. Eastridge Drive, Prescott Valley, Arizona.** The Board may vote to go into Executive Session on any agenda item, pursuant to A.R.S. §38-431.03(A)(3) for discussion and consultation for legal advice with the District's Attorney on matters as set forth in the agenda item. The following topics and any variables thereto, will be subject to Board consideration, discussion, approval, or other action. All items are set for possible action. Members may attend in person or via remote methods of communication.

1. CALL TO ORDER / ROLL CALL OF BOARD MEMBERS

Chair Dicus called the meeting to order at 4:00 p.m. A quorum was present.

2. PLEDGE OF ALLEGIANCE

Chair Dicus led the Pledge of Allegiance.

3. CALL TO THE PUBLIC

In accordance with A.R.S. §38-431.01(H) and as a matter of policy, the Chino Valley Fire District Board has decided to allow public comments as time permits. Therefore, those wishing to address the Board regarding an issue within the jurisdiction of this public body may do so in an orderly manner that includes completing a Call to the Public Form and submitting it to staff for the record. If a written statement is being read, please provide a copy to ensure it is entered into the record accurately. Individuals will be limited to speak for three (3) minutes and Call to the Public shall not exceed 15 minutes per meeting.

There were no public comments.

4. CONSENT AGENDA

All matters listed under consent agenda are considered to be routine by the Chino Valley Fire District Board and will be enacted by one motion. There will be no separate discussion on these items. Any item may be removed by a Board member and will be considered separately for motion, discussion and action.

- A. Approve Regular Session Minutes - May 24, 2021
- B. Approve General Fund Financial Statements
- C. Approve Bond Debt Service Financials

Motion to approve.

Move: Cynthia Gentle Second: Lorette Brashear Status: Passed

Yes: Cyndy Dicus, Cynthia Gentle, Owen Mills, Lorette Brashear

5. PUBLIC HEARING - FISCAL YEAR 2021-2022 BUDGET

Chair Dicus opened the Public Hearing at 4:03 p.m.

There were no public comments.

Chair Dicus closed the Public Hearing at 4:03 p.m.

6. VOTE TO TO INTO EXECUTIVE SESSION

Attorney Cornelius advised we could address the items listed in open meeting unless the Board or Chief had questions.

Executive session was waived.

- A. Legal Advice Pursuant to A.R.S. §38-431.03(A)(3) Regarding Resolution 2021-06 Amending the Joint Powers Authority (JPA) Agreement in Order to Use Certificate of Participation (COP) to Fund PSPRS Unfunded Liability and Pension Contingency Fund
- B. Legal Advice Pursuant to A.R.S. §38-431.03(A)(3) Regarding Certificate of Participation (COP) Legal Opinion for CAFMA, and Recruitment by Arizona Fire and Medical Authority for Limited Purposes of the Same, with no Apparent Conflict of Interest

7. OLD BUSINESS

- A. Discussion and Possible Approval of Resolution 2021-06 Amending the Joint Powers Authority (JPA) Agreement in Order to Use Certificate of Participation (COP) to Fund PSPRS Unfunded Liability and Pension Contingency Fund

Attorney Cornelius explained that the resolution before the Board will need to be modified with additional language to be added. There is no action needed by the Board at this time. He recommended tabling the item, and indicated there might be a need for a special meeting.

Move: Second: Status: Tabled

8. NEW BUSINESS

- A. Discussion and Possible Approval of Resolution 2021-03 and Fiscal Year 2021-2022 Final Budget and 5-Year Projection

Chief Tharp explained that the budget has not changed since the tentative budget was approved last month. He further explained the 5-year projection document, and included information regarding a possible raise in the tax rate limit of \$3.25 to \$3.50 over a two-year period. Chief Freitag added that the reason for the possible increase is the commercial property tax rate is being reduced from 18% to 16%.

Motion to approve the Budget and 5-year Projection.

Move: Cynthia Gentle Second: Lorette Brashear Status: Passed

Yes: Cyndy Dicus, Cynthia Gentle, Owen Mills, Lorette Brashear

- B. Discussion and Possible Approval of Chino Valley Fire District Fiscal Certification for Fiscal Year Budget 2021-2022

Chief Tharp explained this document is part of the budget process; this document certifies that the organization is not going into extreme debt, not taking out loans to pay its bills.

Motion to approve the Chino Valley Fire District Fiscal Certification for Fiscal Year Budget 2021-2022.

Move: Lorette Brashear Second: Cynthia Gentle Status: Passed

Yes: Cyndy Dicus, Cynthia Gentle, Owen Mills, Lorette Brashear

- C. Discussion and Possible Approval of Resolution 2021-04 Assignment of Equity for Fiscal Year 2022

Chief Tharp explained the assignment of equity is part of the audit process, and documents the contribution rates required of each agency to fund the JPA.

Motion to approve.

Move: Cynthia Gentle Second: Lorette Brashear Status: Passed

Yes: Cyndy Dicus, Cynthia Gentle, Owen Mills, Lorette Brashear

- D. Discussion and Possible Approval of Fiscal Year 2022 Bond Tax Rate of \$0.2847

Chief Tharp stated we have outstanding bonds from 2013 that we are in the process of paying. This rate went down slightly, as it does every year that we pay down the outstanding debt.

Motion to approve fiscal year 2022 bond tax rate of \$0.2847

Move: Lorette Brashear Second: Cynthia Gentle Status: Passed

- E. Discussion and Possible Approval of Resolution 2021-05 Board Meeting Schedule and Monthly Fund Transfers

Chief Tharp reminded the Board that this document allows staff and the County Treasurer's office to make fund transfers to the JPA general fund, in lieu of

making those transfers quarterly when this Board meets. This resolution gives the authority to transfer funds, not to exceed \$5,255,636.

Motion to approve.

Move: Cynthia Gentle Second: Lorette Brashear Status: Passed

Yes: Cyndy Dicus, Cynthia Gentle, Owen Mills, Lorette Brashear

- F. Discussion and Possible Action Regarding Certificate of Participation (COP) Legal Opinion for CAFMA, and Recruitment by Arizona Fire and Medical Authority for Limited Purposes of the Same, with no Apparent Conflict of Interest

Attorney Cornelius explained that he will need to execute an opinion letter as outside counsel in the COP, describing how each of the agencies in the JPA were created. This is within the parameters of his professional liability insurance and his duties for this agency. He has also been solicited by the Fire Chief of AFMA to do the same for them. He does not believe this creates any conflict of interest for him; he is only being retained by AFMA to address the specific issue of writing an opinion letter regarding the creation of the agency. This item is for informational purposes only, there is no action required of the Board at this time.

9. ADJOURNMENT

Motion to adjourn at 4:20 p.m.

Move: Cynthia Gentle Second: Lorette Brashear Status: Passed

Yes: Cyndy Dicus, Cynthia Gentle, Owen Mills, Lorette Brashear

MINUTES

**Central Arizona Fire and Medical Authority
Central Yavapai / Chino Valley / Central Arizona Fire and Medical
Joint Special Meeting
Wednesday, August 4, 2021, 3:30 pm - 5:30 pm
Central Arizona Fire and Medical Authority, Administration, 8603 E. Eastridge Drive,
Prescott Valley**

In-Person Attendance

Cyndy Dicus; Cynthia Gentle; Darlene Packard; Dave Tharp; Kathy Goodman;
Lorette Brashear; Matt Zurcher; Owen Mills; Rick Anderson; Scott A Freitag;
Susanne Dixon

Remote Attendance

Dane Beck; Dave Dobbs; Nicolas Cornelius; Pete Gordon

NOTICE OF MEETING

Pursuant to A.R.S. § 38-431.02, notice is hereby given to the members of the Chino Valley Fire District, Central Yavapai Fire District, and Central Arizona Fire and Medical Authority Board of Directors and the general public that the Chino Valley Fire District, Central Yavapai Fire District, and Central Arizona Fire and Medical Authority will hold a special meeting open to the public on **Wednesday, August 04, 2021 at 3:30 p.m.** The meeting will be held at **Central Arizona Fire and Medical Authority, Administration, 8603 E. Eastridge Drive, Prescott Valley, Arizona.** The Board(s) may vote to go into Executive Session on any agenda item, pursuant to A.R.S. §38-431.03(A)(3) for discussion and consultation for legal advice with Agencies' Attorney on matters as set forth in the agenda item. The following topics and any variables thereto, will be subject to Board consideration, discussion, approval, or other action. All items are set for possible action. Members may attend in person or via remote methods of communication.

1. CALL TO ORDER / ROLL CALL OF BOARD MEMBERS - CENTRAL YAVAPAI FIRE DISTRICT

Chair Zurcher called the Central Yavapai Fire District meeting to order at 3:31 p.m. A quorum was present.

2. CALL TO ORDER / ROLL CALL OF BOARD MEMBERS - CHINO VALLEY FIRE DISTRICT

Chair Dicus called the Chino Valley Fire District meeting to order at 3:31 p.m. A quorum was present.

3. CALL TO ORDER / ROLL CALL OF BOARD MEMBERS - CENTRAL ARIZONA FIRE AND MEDICAL AUTHORITY

Chair Zurcher called the Central Arizona Fire and Medical Authority meeting to order at 3:32 p.m. A quorum was present.

4. PLEDGE OF ALLEGIANCE

Chair Zurcher led the Pledge of Allegiance.

5. CALL TO THE PUBLIC

In accordance with A.R.S. §38-431.01(H) the Central Yavapai Fire District, Chino Valley Fire District, and Central Arizona Fire and Medical Authority Boards have decided to allow public comments as time permits. Those wishing to address the Board regarding an issue within the jurisdiction of this public body may do so by completing a *Call to the Public* form and submitting it to Staff. Speakers are limited to three (3) minutes, but may submit written comments for Board records. Call to the Public shall not exceed 30 minutes per meeting. Board members shall not discuss or take legal action on matters raised during an open call to the public, but may ask Staff to review a matter or may ask that a matter be placed on a future agenda.

There were no public comments.

6. VOTE TO GO INTO EXECUTIVE SESSION

This item was taken out of order, after Item 7.A., and was followed by Item 7.A.

Motion to go into Executive Session at 4:39 p.m.

Move: Cynthia Gentle Second: Rick Anderson Status: Passed

Yes: Dave Dobbs, Darlene Packard, Cyndy Dicus, Matt Zurcher, Dane Beck, Cynthia Gentle, Pete Gordon, Owen Mills, Lorette Brashear, Rick Anderson

- A. Legal Advice Pursuant to A.R.S. §38-431.03(A)(3) Regarding Department of Health Services (DHS) Complaints and Open Investigation
- B. Legal Advice Pursuant to A.R.S. §38-431.03(A)(3) Regarding Certificate of Participation (COP) Documents and Associated Agreements to Fund PSPRS Unfunded Liability and Pension Contingency Fund

7. OLD BUSINESS

- A. Ambulance System Update Regarding DHS Complaints and Open Investigation

This item was taken out of order after Item 8.V., and was followed by Item 6.

Chief Tharp exited the meeting at 4:30 p.m.

Chief Freitag reported an increase in the number of times that CAFMA is required to transport due to a decrease in the number of ambulances available, and added that there is a difference between the number of ambulances in the area and the number ambulances that are staffed and ready to respond. He highlighted that sources have relayed to him that the Department of Health Services (DHS) will no longer consider anything CAFMA brings forward unless the City of Prescott/Prescott Fire Department (PFD) is involved; meaning CAFMA will be treated differently than any other agency in the state. Chief Light sent a detailed email to DHS outlining that 2-3 times per day, at minimum, for the last two weeks PFD crews have been on calls with no ambulance available.

He reported that during an incident last week, a crew waited 51 minutes before an ambulance arrived. CAFMA crews are utilizing four Rescues at this time. He clarified that the two Mesa Fire and Medical units are only certificated ambulances in the state of Arizona if they are operational within the jurisdictional

boundaries of Mesa Fire and Medical, or surrounding agencies with whom they have back-up agreements. Outside of that area, they are no longer certificated ambulances and are instead fire department equipment that can be used for a multitude of calls, up to and including transport, should it become necessary.

Chair Zurcher inquired as to how many times a day on average CAFMA has to transport. Chief Feddema responded that he can reasonably put that average at 2-3 times per day over the last several days, and reported that the situation has become progressively worse over the last month.

Director Mills inquired as to how the decision is made to dispatch AMR/Lifeline (AMR) versus a CAFMA Rescue. Chief Freitag replied that Dispatch dispatches an AMR unit on every call, and that CAFMA crews must then decide whether or not to take the Rescue, or call for a Rescue as a back-up, based on the information being relayed by Dispatch. He provided an example of a crew calling for a Rescue during an extended AMR response time for a critical patient. Chief Feddema provided a recent example of how a crew handled an extended AMR response time for a stable patient.

Chair Zurcher inquired as to how many times in the last two months AMR has been at Level Zero: No ambulances available. Chief Freitag responded that the Prescott Regional Communications Center (PRCC) is working on a way to track that statistic through the CAD system.

Chair Zurcher stated for the record that the ambulance response time issue has been broached with the Bureau of EMS within DHS, and that CAFMA has been informed that the Agency does not have a voice in ambulance response times because of a lack of a Certificate of Necessity (CON). Chief Freitag confirmed, and stated that DHS has relayed to Staff that AMR is meeting the requirements of their CON. He reported that both he and Chief Light have invited DHS to see the system in real-time; they have declined.

Chief Feddema stated that he and Chief Rose are working on tracking reports with Michael Freeman in GIS/Records, and that PRCC is actively helping with a tracking button, but at this time CAFMA does not have a mechanism to collect and report that information.

Chief Freitag reported that DHS sent an email yesterday stating that AMR has reported that their staffing is stable and they have back-up plans for those times when staffing is not stable. He asserted that the statement is not accurate, but that DHS will not verify CAFMA's evidence, including radio traffic, to the contrary.

Chair Dicus stated that patients are the Agency's number one priority.

Further discussion occurred after Item 6.A., and was followed by Item 7.B.

Reconvened into Open Session at 5:21 p.m.

Chair Zurcher directed Attorney Cornelius to respond to DHS complaints.

Chief Freitag stated that Staff will continue to work with YRMC on a more

formalized protocol for the use of rescues.

- B. Discussion and Possible Action Regarding Certificate of Participation (COP) Documents and Associated Agreements to Fund PSPRS Unfunded Liability and Pension Contingency Fund

This item was taken after Item 5 and was followed by Item 8.A.

Attorney Cornelius stated that representatives from Stifel are in attendance to address the nature of the documents, specifically relating to Certificates of Participation (COP). He then provided an explanation of the documents before the Board. He noted that there is a set of documents that have not been included that specifically relate to potential conflicts of interest. The waiver letter will come before the Board prior to executing the final underlying sale transaction.

Chief Tharp gave a brief explanation of the process and introduced the representatives from Stifel, Michael LaVallee and Claude Lockhart.

Mr. Lockhart presented an update of the Certificate of Participation (COP) process which included an explanation of the rating process, an update on the market, and what the process will look like moving forward. He reported that it is possible to close in early September.

Attorney Cornelius provided further explanation of the documents in sequence.

Director Beck inquired as to how this transaction might affect the District's bond capacity, and requested the long-term debt amount for each agency. Attorney Paul Gales responded that this financing does not affect either of the Districts' ability to hold a general obligation bond election or issue general obligation bonds, and there is no property tax levy associated with it. Chiefs Freitag and Tharp provided the long-term debt numbers and the approximate pay-off dates.

Director Gordon asked Attorney Cornelius to repeat his brief on Items M and N and asked for clarification on the Assumption Agreements, specifically their purpose. Attorney Cornelius explained that these documents will be executed but not recorded; they would only be used if there was a dissolution event.

Further discussion occurred after Item 7.A., and was followed by Item 9.

Chair Zurcher stated that Chief Freitag has been directed to release the credit ratings.

8. NEW BUSINESS

- A. **Central Yavapai Fire District** Discussion and Possible Approval of the Amended Joint Powers Authority Agreement

This item was taken after Item 7.B.

Motion to approve the Amended Joint Powers Authority Agreement for the Central Yavapai Fire District.

Move: Darlene Packard Second: Rick Anderson Status: Passed

Yes: Darlene Packard, Matt Zurcher, Dane Beck, Pete Gordon, Rick Anderson

- B. **Chino Valley Fire District** Discussion and Possible Approval of the Amended Joint Powers Authority Agreement

Motion for approval of the Amended Joint Powers Authority Agreement.

Move: Owen Mills Second: Cynthia Gentle Status: Passed

Yes: Dave Dobbs, Cyndy Dicus, Cynthia Gentle, Owen Mills, Lorette Brashear

- C. **Central Yavapai Fire District** Discussion and Possible Approval of Resolution 2021-12 COP Authority of Board Chair and Board Clerk to Execute Documents

Motion for approval of Resolution 2021-12 COP authority of Board Chair and Board Clerk to execute documents.

Move: Rick Anderson Second: Darlene Packard Status: Passed

Yes: Darlene Packard, Matt Zurcher, Dane Beck, Pete Gordon, Rick Anderson

- D. **Chino Valley Fire District** Discussion and Possible Approval of Resolution 2021-07 COP Authority of Board Chair and Board Clerk to Execute Documents

Motion for approval of Resolution 2021-07 COP authority of Board Chair and Board Clerk to execute documents.

Move: Owen Mills Second: Cynthia Gentle Status: Passed

Yes: Dave Dobbs, Cyndy Dicus, Cynthia Gentle, Owen Mills, Lorette Brashear

- E. **CAFMA** Discussion and Possible Approval of Resolution 2021-05 Approving Use of COPs

Motion for approval of Resolution 2021-05 approving use of COPs.

Move: Darlene Packard Second: Rick Anderson Status: Passed

Yes: Dave Dobbs, Darlene Packard, Matt Zurcher, Owen Mills, Rick Anderson

- F. **CAFMA** Discussion and Possible Approval of Resolution 2021-06 Property Assignment

Motion for approval of Resolution 2021-06 property assignment.

Move: Darlene Packard Second: Rick Anderson Status: Passed

Yes: Dave Dobbs, Darlene Packard, Matt Zurcher, Owen Mills, Rick Anderson

- G. **CAFMA** Discussion and Possible Approval of the PSPRS Contingency Reserve Funds Policy

Motion for approval of the PSPRS Contingency Reserve Funds policy.

Move: Darlene Packard Second: Rick Anderson Status: Passed

Yes: Dave Dobbs, Darlene Packard, Matt Zurcher, Owen Mills, Rick Anderson

- H. **CAFMA** Discussion and Possible Approval of the Taxable COPs 2021 Continuing Disclosure Compliance Procedures

Motion for approval of the Taxable COPs 2021 continuing disclosure compliance procedures.

Move: Darlene Packard Second: Rick Anderson Status: Passed

Yes: Dave Dobbs, Darlene Packard, Matt Zurcher, Owen Mills, Rick Anderson

- I. **CAFMA** Discussion and Possible Approval as to Form and Substance, Subject to Revision and Final Signatures at or Before Closing of Bond Offering, of the Taxable COPs 2021 Trust Agreement, Not to Exceed \$58,500,000 and 3.5% A.P.R.

Attorney Cornelius reiterated that the following items are for approval of form and substance subject to a limit; no signatures are required at this time.

Motion for approval as to form and substance, subject to revision and final signatures at or before closing of bond offering, of the Taxable COPs 2021 Trust Agreement, not to exceed \$58,500,000 and 3.5% A.P.R.

Move: Rick Anderson Second: Darlene Packard Status: Passed

Yes: Dave Dobbs, Darlene Packard, Matt Zurcher, Owen Mills, Rick Anderson

- J. **Central Yavapai Fire District** Discussion and Possible Approval as to Form and Substance, Subject to Revision and Final Signatures at or Before Closing of Bond Offering, of the Taxable COPs 2021 Certificate Purchase Contract, Not to Exceed \$58,500,000 and 3.5% A.P.R.

Motion for approval as to form and substance, subject to revision and final signatures at or before closing of bond offering, of the Taxable COPs 2021 Certificate Purchase Contract, not to exceed \$58,500,000 and 3.5% A.P.R.

Move: Darlene Packard Second: Rick Anderson Status: Passed

Yes: Darlene Packard, Matt Zurcher, Dane Beck, Pete Gordon, Rick Anderson

- K. **Chino Valley Fire District** Discussion and Possible Approval as to Form and Substance, Subject to Revision and Final Signatures at or Before Closing of Bond Offering, of the Taxable COPs 2021 Certificate Purchase Contract, Not to Exceed \$58,500,000 and 3.5% A.P.R.

Motion for approval as to form and substance, subject to revision and final signatures at or before closing of bond offering, of the Taxable COPs 2021 Certificate Purchase Contract, not to exceed \$58,500,000 and 3.5% A.P.R.

Move: Cynthia Gentle Second: Owen Mills Status: Passed

Yes: Dave Dobbs, Cyndy Dicus, Cynthia Gentle, Owen Mills, Lorette Brashear

- L. **CAFMA** Discussion and Possible Approval as to Form and Substance, Subject to Revision and Final Signatures at or Before Closing of Bond Offering, of the Taxable COPs 2021 Certificate Purchase Contract, Not to Exceed \$58,500,000 and 3.5% A.P.R.

Motion for approval as to form and substance, subject to revision and final signatures at or before closing of bond offering, of the Taxable COPs 2021 Certificate Purchase Contract, not to exceed \$58,500,000 and 3.5% A.P.R.

Move: Owen Mills Second: Rick Anderson Status: Passed

Yes: Dave Dobbs, Darlene Packard, Matt Zurcher, Owen Mills, Rick Anderson

- M. **Central Yavapai Fire District** Discussion and Possible Approval as to Form and Substance, Subject to Revision and Final Signatures at or Before Closing of Bond Offering, the CAFMA Member Assumption Agreement

Motion for approval as to form and substance, subject to revision and final signatures at or before closing of bond offering, of the CAFMA Member Assumption Agreement.

Move: Rick Anderson Second: Darlene Packard Status: Passed

Yes: Darlene Packard, Matt Zurcher, Dane Beck, Pete Gordon, Rick Anderson

- N. **Chino Valley Fire District** Discussion and Possible Approval as to Form and Substance, Subject to Revision and Final Signatures at or Before Closing of Bond Offering, the CAFMA Member Assumption Agreement

Motion for approval as to form and substance, subject to revision and final signatures at or before closing of bond offering, of the CAFMA Member Assumption Agreement.

Move: Cynthia Gentle Second: Owen Mills Status: Passed

Yes: Dave Dobbs, Cyndy Dicus, Cynthia Gentle, Owen Mills, Lorette Brashear

- O. **Central Yavapai Fire District** Discussion and Possible Approval as to Form and Substance, Subject to Revision and Final Signatures at or Before Closing of Bond Offering, of the Contingent Debt Assumption Agreement

Motion for approval as to form and substance, subject to revision and final signatures at or before closing of bond offering, of the Contingent Debt Assumption Agreement.

Move: Rick Anderson Second: Darlene Packard Status: Passed

Yes: Darlene Packard, Matt Zurcher, Dane Beck, Pete Gordon, Rick Anderson

- P. **Chino Valley Fire District** Discussion and Possible Approval as to Form and Substance, Subject to Revision and Final Signatures at or Before Closing of Bond Offering, of the Contingent Debt Assumption Agreement

Motion for approval as to form and substance, subject to revision and final signatures at or before closing of bond offering, of the Contingent Debt Assumption Agreement.

Move: Lorette Brashear Second: Cynthia Gentle Status: Passed

Yes: Dave Dobbs, Cyndy Dicus, Cynthia Gentle, Owen Mills, Lorette Brashear

- Q. **CAFMA** Discussion and Possible Approval as to Form and Substance, Subject to Revision and Final Signatures at or Before Closing of Bond Offering, of the Contingent Debt Assumption Agreement

Motion for approval as to form and substance, subject to revision and final signatures at or before closing of bond offering, of the Contingent Debt Assumption Agreement.

Move: Darlene Packard Second: Rick Anderson Status: Passed

Yes: Dave Dobbs, Darlene Packard, Matt Zurcher, Owen Mills, Rick Anderson

- R. **CAFMA** Discussion and Possible Approval as to Form and Substance, Subject to Revision and Final Signatures at or Before Closing of Bond Offering, of the Taxable COPs 2021 Lease Purchase Agreement, Not to Exceed \$58,500,000 and 3.5% A.P.R.

Motion for approval as to form and substance, subject to revision and final signatures at or before closing of bond offering, of the Taxable COPs 2021 Lease Purchase Agreement, not to exceed \$58,500,000 and 3.5% A.P.R.

Move: Rick Anderson Second: Owen Mills Status: Passed

Yes: Dave Dobbs, Darlene Packard, Matt Zurcher, Owen Mills, Rick Anderson

- S. **CAFMA** Discussion and Possible Approval as to Form and Substance, Subject to Revision and Final Signatures at or Before Closing of Bond Offering, of the Taxable COPs 2021 Deed of Trust, Not to Exceed \$58,500,000 and 3.5% A.P.R.

Motion for approval as to form and substance, subject to revision and final signatures at or before closing of bond offering, of the Taxable COPs 2021 Deed of Trust, not to exceed \$58,500,000 and 3.5% A.P.R.

Move: Darlene Packard Second: Owen Mills Status: Passed

Yes: Dave Dobbs, Darlene Packard, Matt Zurcher, Owen Mills, Rick Anderson

- T. **CAFMA** Discussion and Possible Approval as to Form and Substance, Subject to Revision and Final Signatures at or Before Closing of Bond Offering, of the Taxable COPs 2021 Ground Lease, Not to Exceed \$58,500,000 and 3.5% A.P.R.

Motion for approval as to form and substance, subject to revision and final signatures at or before closing of bond offering, of the Taxable COPs 2021 Ground Lease, not to exceed \$58,500,000 and 3.5% A.P.R.

Move: Owen Mills Second: Rick Anderson Status: Passed

Yes: Dave Dobbs, Darlene Packard, Matt Zurcher, Owen Mills, Rick Anderson

- U. **CAFMA** Discussion and Possible Approval as to Form and Substance, Subject to

Revision and Final Signatures at or Before Closing of Bond Offering, of the Taxable COPs 2021 Preliminary Official Statement, Not to Exceed \$58,500,000 and 3.5% A.P.R.

Motion for approval as to form and substance, subject to revision and final signatures at or before closing of bond offering, of the Taxable COPs 2021 Preliminary Official Statement, not to exceed \$58,500,000 and 3.5% A.P.R.

Move: Darlene Packard Second: Owen Mills Status: Passed

Yes: Dave Dobbs, Darlene Packard, Matt Zurcher, Owen Mills, Rick Anderson

- V. **CAFMA** Discussion and Possible Approval as to Form and Substance, Subject to Revision and Final Signatures at or Before Closing of Bond Offering, of the Taxable COPs 2021 Form of Continuing Disclosure Undertaking, Not to Exceed \$58,500,000 and 3.5% A.P.R.

Motion for approval as to form and substance, subject to revision and final signatures at or before closing of bond offering, of the Taxable COPs 2021 Form of Continuing Disclosure Undertaking, not to exceed \$58,500,000 and 3.5% A.P.R.

Attorney Cornelius thanked Administrative Manager Dixson for her work in compiling the agenda. Chair Zurcher thanked the representatives from Stifel for attending and updating the Board on the COP process.

Move: Rick Anderson Second: Owen Mills Status: Passed

Yes: Dave Dobbs, Darlene Packard, Matt Zurcher, Owen Mills, Rick Anderson

9. ADJOURNMENT

Motion to adjourn at 5:22 p.m.

Move: Darlene Packard Second: Owen Mills Status: Passed

Yes: Dave Dobbs, Darlene Packard, Cyndy Dicus, Matt Zurcher, Dane Beck, Cynthia Gentle, Pete Gordon, Owen Mills, Lorette Brashear, Rick Anderson

The Chino Valley Fire District Board of Directors have reviewed and approved the following monthly financial documents to include Income Statements, Balance Sheets, and Bank Reconciliations with supporting documents, Revenue and Expenditure Graphs, and Cash Flow Projections in compliance with ARS §48-805, 807:

CVFD General Fund

CVFD Bond Debt Service

Fire Board Chairperson	Date
------------------------	------

Fire Board Clerk	Date
------------------	------

Signature indicating approval on next page.

CHINO VALLEY FIRE DISTRICT
GENERAL FUND - CHECK RECONCILIATION JUNE 2021

Reconciliation:	
Beginning Balance:	\$ 331,805.00
Deposits:	\$ 95,111.94
Transfer Out - Fire Authority:	\$ (222,630.66)
Interest Paid on Tax Roll Correct:	\$ (30.07)
Adjustment: County Error Reverse	\$ -
Reversing Entry:	\$ -
Disbursements:	\$ (225.00)
Ending Balance:	\$ 204,031.21

Difference Between Balances: \$ -

Deposits Per Bank Statement:	
Real Estate Taxes:	\$ 79,907.84
Personal Property Taxes:	\$ 7,907.57
Fire District Assistance Tax:	\$ 6,987.22
Fire District Deposit:	\$ -
Transfer Out-Fire Authority:	\$ 222,630.66
ADOT & Fish and Game In Lieu:	\$ -
Interest Paid - Tax Roll Corrections	\$ 30.07
Adj: County Reverse Dupl Trf	\$ -
Interest Income:	\$ 309.31
Adjustments: Warrants Issued	\$ 225.00
Ending Balance:	\$ 317,997.67

Bank Statement Balance:	
Balance Per Bank:	\$ 204,031.21
Outstanding Checks:	\$ -
Outstanding Deposits:	\$ -
Reversing Entry:	\$ -

Ending Balance: \$ 204,031.21

G/L Ending Balance: \$ 204,031.21

\$ 204,031.21

Bank Reconciliation Register:	
Checks From Accounts Payable:	\$ 225.00

Total Checks: \$ 225.00


Deposits From Accounts Receivable: \$ -
Journal Entries From General Ledger: \$ 317,772.67

Ending Balance: \$ 317,997.67

Reconciliation Approved By:

Scott Freitag


Scott Freitag, Fire Chief

 Digitally signed by Scott Freitag
Date: 2021.07.16 14:29:17 -07'00'

Reconciliation Reviewed By:

Dave Tharp


David Tharp, Assistant Chief of Administration

 Digitally signed by Dave Tharp
Date: 2021.07.15 16:16:23 -07'00'

Reconciliation Prepared By:

Karen Butler Mauldin

Karen Butler Mauldin, Finance Manager

 Digitally signed by Karen Butler Mauldin
Date: 2021.07.14 15:27:55 -07'00'

CHINO VALLEY FIRE DISTRICT
General Fund Tax Collection Information

Total Levy Month	FY 15-16 \$3,481,052 Collected	FY 16-17 \$3,547,699 Collected	FY 17-18 \$3,707,996 Collected	FY 18-19 \$3,926,501 Collected	FY 19-20 \$4,190,442 Collected	FY 20-21 \$4,497,237 Collected
July	\$32,572	\$10,160	\$24,936	\$21,890	\$14,597	\$42,316
%	0.936%	0.286%	0.672%	0.557%	0.348%	0.941%
% To Date	0.9357%	0.2864%	0.6725%	0.5575%	0.3483%	0.9409%
August	\$26,909	\$18,803	\$10,622	\$12,226	\$10,746	\$15,526
%	0.773%	0.530%	0.286%	0.311%	0.256%	0.345%
% To Date	1.7087%	0.8164%	0.9590%	0.8688%	0.6048%	1.2862%
September	\$296,716	\$182,315	\$178,141	\$25,209	\$30,894	\$8,143
%	8.524%	5.139%	4.804%	0.642%	0.737%	0.181%
% To Date	10.2324%	5.9553%	5.7632%	1.5109%	1.3420%	1.4673%
October	\$1,237,993	\$834,512	\$1,503,325	\$1,610,381	\$1,807,742	\$1,780,309
%	35.564%	23.523%	40.543%	41.013%	43.140%	39.587%
% To Date	45.7962%	29.4779%	46.3060%	42.5240%	44.4817%	41.0540%
November	\$289,817	\$866,615	\$290,266	\$498,787	\$373,908	\$508,805
%	8.326%	24.428%	7.828%	12.703%	8.923%	11.314%
% To Date	54.1218%	53.9055%	54.1341%	55.2271%	53.4046%	52.3677%
December	\$220,662	\$227,672	\$223,661	\$236,727	\$286,760	\$399,155
%	6.3389%	6.4175%	6.0319%	6.0289%	6.8432%	8.8756%
% To Date	60.4607%	60.3229%	60.1659%	61.2560%	60.2478%	61.2433%
January	\$76,744	\$89,048	\$153,278	\$117,994	\$115,429	\$118,322
%	2.2046%	2.5100%	4.1337%	3.0051%	2.7546%	2.6310%
% To Date	62.6653%	62.8330%	64.2997%	64.2611%	63.0023%	63.8742%
February	\$87,184	\$94,094	\$95,262	\$54,476	\$104,991	\$88,422
%	2.5045%	2.6523%	2.5691%	1.3874%	2.5055%	1.9661%
% To Date	65.1698%	65.4852%	66.8688%	65.6485%	65.5078%	65.8404%
March	\$124,511	\$141,015	\$127,298	\$138,910	\$142,182	\$143,500
%	3.5768%	3.9748%	3.4331%	3.5377%	3.3930%	3.1908%
% To Date	68.7467%	69.4600%	70.3018%	69.1863%	68.9008%	69.0312%
April	\$910,876	\$821,855	\$794,289	\$955,634	\$983,917	\$1,082,230
%	26.1667%	23.1659%	21.4210%	24.3380%	23.4800%	24.0643%
% To Date	94.9134%	92.6259%	91.7228%	93.5243%	92.3809%	93.0956%
May	\$125,156	\$195,151	\$238,700	\$189,925	\$206,496	\$202,990
%	3.5954%	5.5008%	6.4374%	4.8370%	4.9278%	4.5137%
% To Date	98.5087%	98.1267%	98.1602%	98.3613%	97.3086%	97.6092%
June	\$66,848	\$66,097	\$80,520	\$84,895	\$49,679	\$87,815
%	1.9203%	1.8631%	2.1715%	2.1621%	1.1855%	1.9527%
% To Date	100.4290%	99.9898%	100.3318%	100.5234%	98.4942%	99.5619%
TOTALS	\$3,495,987	\$3,547,337	\$3,720,297	\$3,947,053	\$4,127,341	\$4,477,533
Delinquency	-0.4290%	0.0102%	-0.3318%	-0.5234%	1.5058%	0.4381%

CHINO VALLEY FIRE DISTRICT
FDAT Collection Information

Total Levy Month	FY 15-16 \$313,900 Collected	FY 16-17 \$313,900 Collected	FY 17-18 \$333,290 Collected	FY 18-19 \$333,290 Collected	FY 19-20 \$366,547 Collected	FY 20-21 \$400,000 Collected
July	\$2,501	\$1,423	\$1,630	\$1,238	\$1,475	\$2,769
%	0.797%	0.453%	0.489%	0.371%	0.403%	0.692%
% To Date	0.7966%	0.4533%	0.4891%	0.3715%	0.4025%	0.6923%
August	\$1,456	\$661	\$554	\$707	\$653	\$662
%	0.464%	0.211%	0.166%	0.212%	0.178%	0.166%
% To Date	1.2606%	0.6638%	0.6553%	0.5835%	0.5806%	0.8579%
September	\$26,332	\$8,777	\$12,654	\$3,182	\$1,853	\$879
%	8.389%	2.796%	3.797%	0.955%	0.505%	0.220%
% To Date	9.6492%	3.4600%	4.4520%	1.5382%	1.0861%	1.0777%
October	\$97,909	\$86,411	\$93,081	\$139,813	\$107,270	\$160,480
%	31.191%	27.528%	27.928%	41.949%	29.265%	40.120%
% To Date	40.8405%	30.9881%	32.3799%	43.4877%	30.3510%	41.1979%
November	\$43,410	\$75,219	\$74,651	\$59,861	\$30,666	\$48,339
%	13.8292%	23.9628%	22.3983%	17.9606%	8.3663%	12.0848%
% To Date	54.6697%	54.9510%	54.7782%	61.4483%	38.7172%	53.2826%
December	\$20,201	\$24,923	\$21,663	\$25,413	\$112,035	\$39,219
%	6.4354%	7.9398%	6.4997%	7.6250%	30.5650%	9.8048%
% To Date	61.1052%	62.8907%	61.2779%	69.0733%	69.2822%	63.0874%
January	\$10,565	\$11,762	\$16,138	\$11,149	\$11,446	\$12,625
%	3.3658%	3.7471%	4.8420%	3.3450%	3.1227%	3.1562%
% To Date	64.4710%	66.6378%	66.1199%	72.4183%	72.4049%	66.2436%
February	\$7,946	\$8,291	\$8,056	\$7,409	\$10,419	\$6,657
%	2.531%	2.641%	2.417%	2.223%	2.842%	1.664%
% To Date	67.0024%	69.2790%	68.5368%	74.6413%	75.2473%	67.9079%
March	\$12,018	\$12,638	\$12,174	\$13,713	\$13,361	\$10,897
%	3.8286%	4.0263%	3.6528%	4.1143%	3.6452%	2.7242%
% To Date	70.8310%	73.3052%	72.1897%	78.7556%	78.8925%	70.6320%
April	\$35,416	\$62,586	\$63,209	\$79,859	\$85,315	\$88,842
%	11.2825%	19.9382%	18.9651%	23.9607%	23.2754%	22.2104%
% To Date	82.1134%	93.2434%	91.1548%	102.7164%	102.1679%	92.8424%
May	\$51,376	\$23,662	\$23,731	\$18,881	\$21,832	\$19,620
%	16.3671%	7.5381%	7.1201%	5.6650%	5.9561%	4.9050%
% To Date	98.4805%	100.7815%	98.2749%	108.3813%	108.1240%	97.7475%
June	\$6,266	\$4,682	\$5,094	\$5,726	\$4,474	\$6,987
%	1.9962%	1.4917%	1.5285%	1.7181%	1.2206%	1.7468%
% To Date	100.4767%	102.2732%	99.8034%	110.0995%	109.3446%	99.4943%
TOTALS	\$315,396	\$321,035	\$332,635	\$366,951	\$400,799	\$397,977
Delinquency	-0.4767%	-2.2732%	0.1966%	-10.0995%	-9.3446%	0.5057%

100.0000% 100.0000% 100.0000% 100.0000% 100.0000% 100.0000%



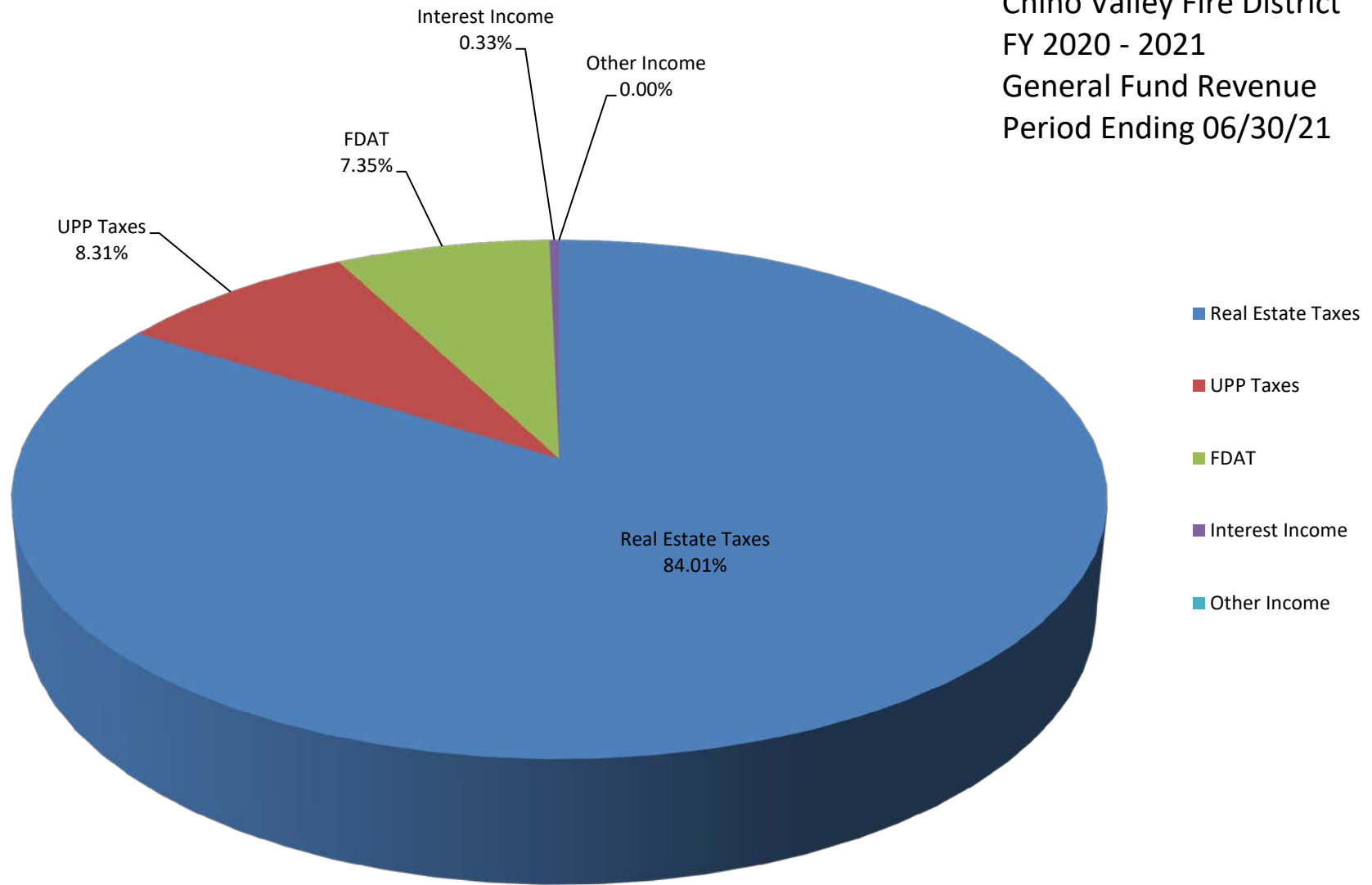
2020 - 2021 Cash Flow By Month: JUNE

	ACTUAL											
	July	Aug.	Sept.	Oct.	Nov.	Dec.	Jan.	Feb.	March	April	May	June
Revenues:												
Taxes	42,316	15,526	8,143	1,780,309	508,805	399,155	118,322	88,422	143,500	1,082,230	202,990	87,815
FDAT	2,769	662	879	160,480	48,339	39,219	12,625	6,657	10,897	88,842	19,620	6,987
Interest Income	70	13	-	577	-	148	58	8	44	-	20	309
Other Income	-	-	-	-	-	-	-	4	-	-	-	-
RevenueTotals:	45,156	16,202	9,022	1,941,366	557,144	438,522	131,004	95,092	154,441	1,171,071	222,631	95,112
Expenditures:												
Audit/Accounting, Election, Legal, Fire Board Expenses	270	-	-	248	990	-	4,457	230	-	23	175	225
Contingency	-	-	-	-	-	-	-	-	-	-	-	-
Fire Authority Funding	57,128	45,156	16,202	9,022	1,941,366	557,144	438,522	131,004	95,092	154,441	1,171,071	222,631
Miscellaneous	-	-	-	-	-	-	2	4	-	5	-	30
ExpenditureTotals:	57,398	45,156	16,202	9,270	1,942,356	557,144	442,980	131,238	95,092	154,468	1,171,246	222,886
Monthly Net Cash	(12,242)	(28,955)	(7,179)	1,932,096	(1,385,212)	(118,622)	(311,976)	(36,146)	59,349	1,016,603	(948,615)	(127,774)
Cumulative Net Cash	7,758	(21,197)	(28,376)	1,903,720	518,508	399,886	87,910	51,764	111,113	1,127,716	179,101	51,327
Cash Balance (\$20,000 Carryover)	20,000	(1,197)	(29,573)	1,874,147	2,392,655	2,792,541	2,880,451	2,932,215	3,043,327	4,171,043	4,350,144	4,401,471

**CHINO VALLEY FIRE DISTRICT
REVENUE GRAPH DATA**

	Revenue	Budget	%
Real Estate Taxes	\$ 79,908	\$ 4,497,237	84.01
UPP Taxes	\$ 7,908	\$ -	8.31
FDAT	\$ 6,987	\$ 400,000	7.35
Interest Income	\$ 309	\$ -	0.33
Other Income	\$ -	\$ 2,000	0.00
TOTALS:	\$ 95,112	\$ 4,899,237	100.00

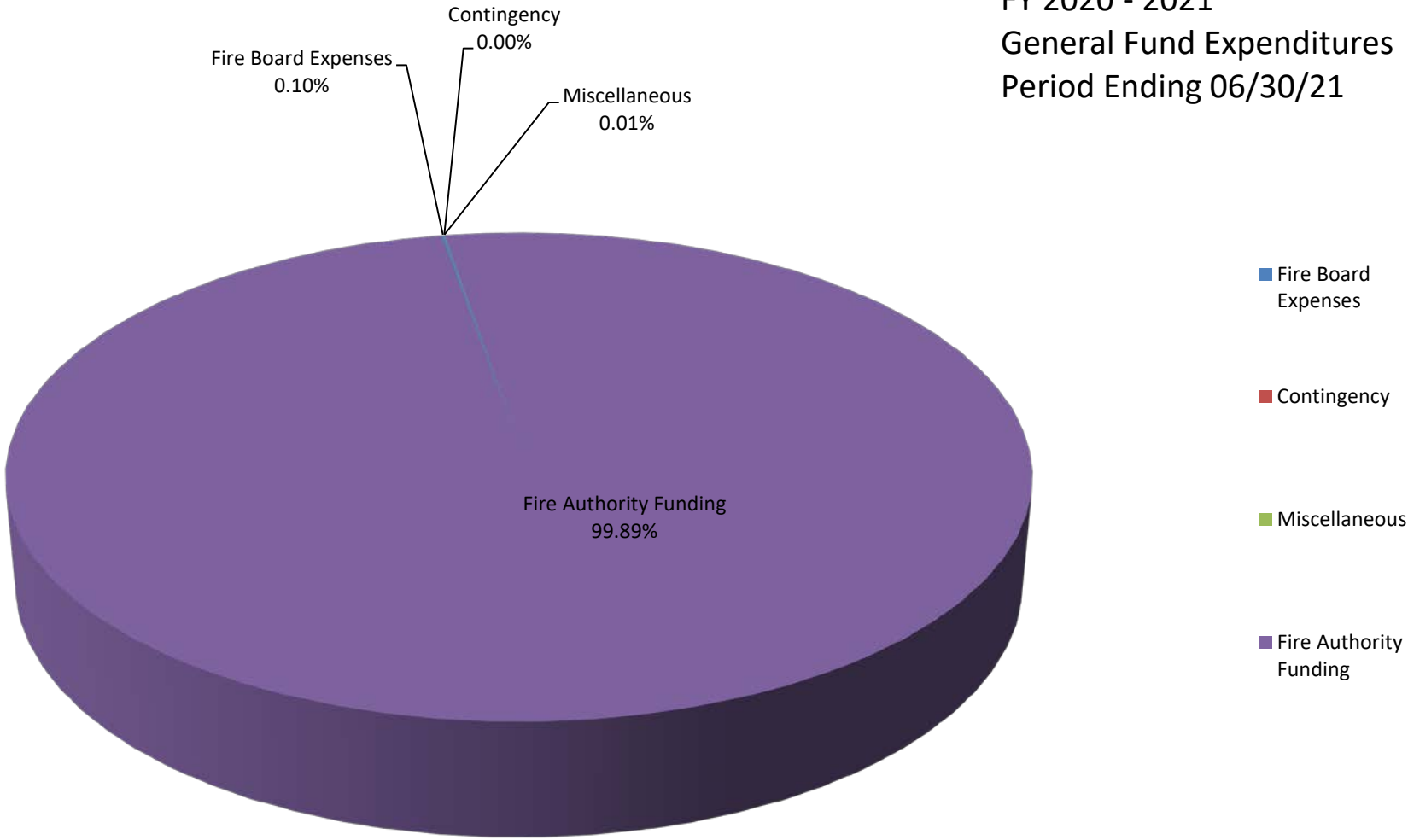
Chino Valley Fire District
FY 2020 - 2021
General Fund Revenue
Period Ending 06/30/21



**CHINO VALLEY FIRE DISTRICT
EXPENSE GRAPH DATA**

Revenue		Budget	%
Fire Board Expenses	\$ 225	\$ 38,500	0.10
Contingency	\$ -	\$ 20,000	-
Miscellaneous	\$ 30	\$ -	0.01
Fire Authority Funding	\$ 222,631	\$ 4,860,737	99.89
TOTALS:	\$ 222,886	\$ 4,919,237	100.00

Chino Valley Fire District
FY 2020 - 2021
General Fund Expenditures
Period Ending 06/30/21



CHINO VALLEY FIRE DISTRICT
GENERAL FUND - JUNE 2021

Real Estate Taxes:	\$	79,907.84
UPP Taxes:	\$	7,907.57
FDAT:	\$	6,987.22
Interest Received:	\$	309.31
Other:	\$	-
<hr/>		
TOTAL:	\$	95,111.94
<hr/>		

Transferred to CAFMA:	\$	222,630.66
-----------------------	----	------------



Yavapai County Treasurer

Monthly Statement

Date Range: 6/1/2021 to 6/30/2021

ino Valley Fire Dist GF
nd: 6065540000



Yavapai County Treasurer

Monthly Statement

Date Range: 6/1/2021 to 6/30/2021

Account	Period	YTD		
065540000	Chino Valley Fire Dist GF			
Begin Balance:	331,805.00	172,704.65		
Income:	95,111.94	4,929,412.37		
LOC Advance:	.00	.00		
Expense:	(222,885.73)	(4,898,085.81)	LOC:	.00
LOC Payments:	.00	.00	Warrants Outstanding:	.00
Cash Balance:	204,031.21	204,031.21	End:	204,031.21



Yavapai County Treasurer

Monthly Statement

Date Range: 6/1/2021 to 6/30/2021

Monthly Statement Summary

Source Code	Description		MTDAmount	YTDAmount
065540000	Chino Valley Fire Dist GF	Beginning Balance:	331,805.00	172,704.65
11100.2006	2006 Real Estate Taxes		.00	101.73
11100.2007	2007 Real Estate Taxes		.00	3.98
11100.2008	2008 Real Estate Taxes		.00	55.64
11100.2009	2009 Real Estate Taxes		.00	6.08
11100.2010	2010 Real Estate Taxes		.00	606.81
11100.2011	2011 Real Estate Taxes		.00	110.48
11100.2012	2012 Real Estate Taxes		.00	180.08
11100.2013	2013 Real Estate Taxes		.00	143.07
11100.2014	2014 Real Estate Taxes		.00	120.34
11100.2015	2015 Real Estate Taxes		.00	123.66
11100.2016	2016 Real Estate Taxes		.00	114.01
11100.2017	2017 Real Estate Taxes		.00	125.66
11100.2018	2018 Real Estate Taxes		(94.48)	21.09
11100.2019	2019 Real Estate Taxes		(146.42)	105,569.25
11100.2020	2020 Real Estate Taxes		80,148.74	4,306,036.37
12100.2009	2009 Personal Property Taxes		.00	4.38
12100.2011	2011 Personal Property Taxes		.00	52.69
12100.2012	2012 Personal Property Taxes		.00	299.64
12100.2013	2013 Personal Property Taxes		.00	157.98
12100.2014	2014 Personal Property Taxes		.00	224.64
12100.2015	2015 Personal Property Taxes		.00	292.14
12100.2016	2016 Personal Property Taxes		.00	431.61
12100.2017	2017 Personal Property Taxes		.00	674.04
12100.2018	2018 Personal Property Taxes		35.86	2,353.09
12100.2019	2019 Personal Property Taxes		435.23	6,877.10
12100.2020	2020 Personal Property Taxes		7,436.48	95,994.69
37130.0	ADOT & Fish and Game in-lieu		.00	4.30
37150.0	FDAT Distributions		6,987.22	397,977.02
38108.0	Interest on Investments Charles Schwab		.00	222.71
38109.0	Interest on Investments St Treas		133.78	294.85
38113.0	Interest on Investments-Wells Fargo		175.53	730.40
7376.0	Transfer in		.00	9,502.84
90002.0	Interest Pd on Tax Roll Corrections		(30.07)	(40.32)
91032.0	Warrants Redeemed		(225.00)	(6,616.80)
91702.0	Transfer out		(222,630.66)	(4,891,428.69)
		Ending Balance:	204,031.21	204,031.21

Monthly Statement Detail



Yavapai County Treasurer

Monthly Statement

Date Range: 6/1/2021 to 6/30/2021

Date	Notes	Doc #	Amount	C/D
065540000 Chino Valley Fire Dist GF			Beginning Balance: 331,805.00	
11100.2018 2018 Real Estate Taxes			Source Code Total: (94.48)	
06/22	Tax Distribution	0	(94.48)	C
11100.2019 2019 Real Estate Taxes			Source Code Total: (146.42)	
06/22	Tax Distribution	0	(146.42)	C
11100.2020 2020 Real Estate Taxes			Source Code Total: 80,148.74	
06/01	Tax Distribution	0	86.25	C
06/01	Tax Distribution	0	1,234.51	C
06/01	Tax Distribution	0	1,347.18	C
06/02	Tax Distribution	0	1,379.39	C
06/02	Tax Distribution	0	5,669.84	C
06/02	Tax Distribution	0	9.16	C
06/03	Tax Distribution	0	92.14	C
06/03	Tax Distribution	0	448.50	C
06/03	Tax Distribution	0	300.96	C
06/03	Tax Distribution	0	2,039.69	C
06/04	Tax Distribution	0	1,012.32	C
06/04	Tax Distribution	0	315.58	C
06/07	Tax Distribution	0	711.04	C
06/07	Tax Distribution	0	5.93	C
06/07	Tax Distribution	0	319.07	C
06/08	Tax Distribution	0	1.24	C
06/08	Tax Distribution	0	642.20	C
06/08	Tax Distribution	0	10.72	C
06/08	Tax Distribution	0	47.69	C
06/09	Tax Distribution	0	941.38	C
06/09	Tax Distribution	0	159.75	C
06/10	Tax Distribution	0	157.90	C
06/10	Tax Distribution	0	214.34	C
06/10	Tax Distribution	0	529.58	C
06/11	Tax Distribution	0	3,833.14	C
06/14	Tax Distribution	0	.42	C
06/14	Tax Distribution	0	94.83	C
06/14	Tax Distribution	0	881.47	C
06/15	Tax Distribution	0	62.17	C
06/15	Tax Distribution	0	181.00	C
06/15	Tax Distribution	0	247.34	C
06/15	Tax Distribution	0	1,691.88	C
06/16	Tax Distribution	0	4.33	C
06/16	Tax Distribution	0	2,107.84	C
06/16	Tax Distribution	0	627.12	C
06/16	Tax Distribution	0	152.52	C



Yavapai County Treasurer

Monthly Statement

Date Range: 6/1/2021 to 6/30/2021

06/17	Tax Distribution	0	1,612.60	C
06/17	Tax Distribution	0	496.99	C
06/17	Tax Distribution	0	1,834.19	C
06/17	Tax Distribution	0	1,732.91	C
06/17	Tax Distribution	0	1,313.78	C
06/17	Tax Distribution	0	1,344.71	C
06/18	Tax Distribution	0	(94.83)	C
06/18	Tax Distribution	0	2,626.10	C
06/18	Tax Distribution	0	1,046.35	C
06/21	Tax Distribution	0	219.58	C
06/21	Tax Distribution	0	1,885.94	C
06/21	Tax Distribution	0	2,692.16	C
06/21	Tax Distribution	0	379.05	C
06/22	Tax Distribution	0	2,750.70	C
06/22	Tax Distribution	0	1,119.41	C
06/22	Tax Distribution	0	789.64	C
06/22	Tax Distribution	0	2,082.67	C
06/23	Tax Distribution	0	3,717.75	C
06/23	Tax Distribution	0	3,934.94	C
06/23	Tax Distribution	0	310.79	C
06/23	Tax Distribution	0	549.11	C
06/24	Tax Distribution	0	473.70	C
06/24	Tax Distribution	0	1,541.83	C
06/24	Tax Distribution	0	1,075.88	C
06/24	Tax Distribution	0	8.39	C
06/24	Tax Distribution	0	516.97	C
06/24	Tax Distribution	0	1,588.44	C
06/25	Tax Distribution	0	938.93	C
06/25	Tax Distribution	0	1,624.93	C
06/28	Tax Distribution	0	1,690.31	C
06/28	Tax Distribution	0	1.31	C
06/28	Tax Distribution	0	786.61	C
06/28	Tax Distribution	0	3,515.40	C
06/28	Tax Distribution	0	607.37	C
06/29	Tax Distribution	0	423.43	C
06/29	Tax Distribution	0	1,759.01	C
06/29	Tax Distribution	0	303.44	C
06/29	Tax Distribution	0	364.70	C
06/29	Tax Distribution	0	86.54	C
06/29	Tax Distribution	0	258.52	C
06/30	Tax Distribution	0	(65.68)	C
06/30	Tax Distribution	0	1,285.09	C
06/30	Tax Distribution	0	785.59	C



Yavapai County Treasurer

Monthly Statement

Date Range: 6/1/2021 to 6/30/2021

06/30	Tax Distribution	0	294.03	C
06/30	Tax Distribution	0	379.04	C
12100.2018 2018 Personal Property Taxes			Source Code Total: 35.86	
06/18	Tax Distribution	0	23.34	C
06/30	Tax Distribution	0	12.52	C
12100.2019 2019 Personal Property Taxes			Source Code Total: 435.23	
06/11	Tax Distribution	0	93.26	C
06/17	Tax Distribution	0	244.70	C
06/18	Tax Distribution	0	22.97	C
06/30	Tax Distribution	0	58.72	C
06/30	Tax Distribution	0	15.58	C
12100.2020 2020 Personal Property Taxes			Source Code Total: 7,436.48	
06/01	Tax Distribution	0	101.79	C
06/02	Tax Distribution	0	38.72	C
06/03	Tax Distribution	0	.83	C
06/07	Tax Distribution	0	7.54	C
06/08	Tax Distribution	0	.58	C
06/10	Tax Distribution	0	147.60	C
06/10	Tax Distribution	0	115.18	C
06/11	Tax Distribution	0	77.51	C
06/16	Tax Distribution	0	15.77	C
06/16	Tax Distribution	0	998.32	C
06/17	Tax Distribution	0	325.01	C
06/17	Tax Distribution	0	6.27	C
06/17	Tax Distribution	0	760.04	C
06/17	Tax Distribution	0	95.38	C
06/17	Tax Distribution	0	89.99	C
06/18	Tax Distribution	0	106.53	C
06/18	Tax Distribution	0	97.26	C
06/21	Tax Distribution	0	80.46	C
06/22	Tax Distribution	0	184.61	C
06/22	Tax Distribution	0	140.40	C
06/22	Tax Distribution	0	58.29	C
06/22	Tax Distribution	0	156.70	C
06/23	Tax Distribution	0	368.74	C
06/23	Tax Distribution	0	723.30	C
06/24	Tax Distribution	0	43.91	C
06/24	Tax Distribution	0	28.04	C
06/24	Tax Distribution	0	298.04	C
06/24	Tax Distribution	0	12.99	C
06/24	Tax Distribution	0	806.80	C
06/25	Tax Distribution	0	47.61	C
06/28	Tax Distribution	0	1.93	C



Yavapai County Treasurer

Monthly Statement

Date Range: 6/1/2021 to 6/30/2021

06/28	Tax Distribution	0	6.07	C
06/28	Tax Distribution	0	299.35	C
06/29	Tax Distribution	0	575.36	C
06/29	Tax Distribution	0	54.62	C
06/29	Tax Distribution	0	263.67	C
06/30	Tax Distribution	0	257.74	C
06/30	Tax Distribution	0	12.37	C
06/30	Tax Distribution	0	31.16	C
37150.0 FDAT Distributions			Source Code Total: 6,987.22	
06/01	Fire Dist Assistance Tax 0.144320	0	144.27	C
06/02	Fire Dist Assistance Tax 0.144320	0	238.45	C
06/03	Fire Dist Assistance Tax 0.144320	0	83.67	C
06/04	Fire Dist Assistance Tax 0.144320	0	100.86	C
06/07	Fire Dist Assistance Tax 0.144320	0	117.30	C
06/08	Fire Dist Assistance Tax 0.144320	0	81.61	C
06/09	Fire Dist Assistance Tax 0.144320	0	128.11	C
06/10	Fire Dist Assistance Tax 0.144320	0	70.98	C
06/11	Fire Dist Assistance Tax 0.144320	0	244.37	C
06/14	Fire Dist Assistance Tax 0.144320	0	127.99	C
06/15	Fire Dist Assistance Tax 0.144320	0	278.37	C
06/16	Fire Dist Assistance Tax 0.144320	0	147.42	C
06/17	Fire Dist Assistance Tax 0.144320	0	947.06	C
06/18	Fire Dist Assistance Tax 0.144320	0	326.16	C
06/21	Fire Dist Assistance Tax 0.144320	0	358.95	C
06/22	Fire Dist Assistance Tax 0.144320	0	829.33	C
06/23	Fire Dist Assistance Tax 0.144320	0	763.99	C
06/24	Fire Dist Assistance Tax 0.144320	0	475.78	C
06/25	Fire Dist Assistance Tax 0.144320	0	426.11	C
06/28	Fire Dist Assistance Tax 0.144320	0	474.25	C
06/29	Fire Dist Assistance Tax 0.144320	0	377.20	C
06/30	Fire Dist Assistance Tax 0.144320	0	244.99	C
38109.0 Interest on Investments St Treas			Source Code Total: 133.78	
06/25	Investment Interest	0	133.78	C
38113.0 Interest on Investments-Wells Fargo			Source Code Total: 175.53	
06/25	Investment Interest	0	175.53	C
90002.0 Interest Pd on Tax Roll Corrections			Source Code Total: (30.07)	
06/22	78980 304-08-19000 2018 Adjustment/Corr Refund	78980	(7.57)	D
06/22	78980 304-08-19000 2018 Adjustment/Corr Refund	78980	(6.16)	D
06/22	78980 304-08-19000 2019 Adjustment/Corr Refund	78980	(7.25)	D
06/22	78980 304-08-19000 2019 Adjustment/Corr Refund	78980	(5.20)	D
06/22	78980 304-08-19000 2020 Adjustment/Corr Refund	78980	(3.07)	D
06/22	78980 304-08-19000 2020 Adjustment/Corr Refund	78980	(.82)	D



Yavapai County Treasurer

Monthly Statement

Date Range: 6/1/2021 to 6/30/2021

91032.0 Warrants Redeemed		Source Code Total: (225.00)
06/25 Paid Warrants	0	(225.00) D
91702.0 Transfer out		Source Code Total: (222,630.66)
06/23 Transfer per request dtd 6/23/21 KB	0	(222,630.66) D
6065540000 Chino Valley Fire Dist GF		Ending Balance: 204,031.21

Warrant Detail

Payee Name	Warrant	Amount	Issue Dt	Status Dt	Voucher
65540000 Chino Valley Fire Dist GF					Account Total: 225.00
Fund: 0655					Fund Total: 225.00
Status: PAID					Status Total: 225.00
/	0706550030	225.00	06/14/21	06/25/21	
	Count	Amount			
Total PAID:	1	225.00			

Chino Valley Fire District
Bank Reconciliation Summary
For the Bank Statement ending: 6/30/2021

BANK CONTROL ID: GEN - GENERAL FUND		DESC: GENERAL FUND	ACCOUNT NO: 000000000000000
Beginning Balance:	06/01/21		\$331,805.00
Deposits and Credits:			\$95,111.94
Checks and Charges:			(\$222,885.73)
Adjustments:			\$0.00
Ending Balance Per Reconciliation:			\$204,031.21
Ending Balance Per Bank Statement:	06/30/21		\$204,031.21
* Outstanding Deposits and Credits:	06/30/21		\$0.00
* Outstanding Checks and Charges:	06/30/21		\$0.00
Ending Book Balance:		06/30/21	\$204,031.21

* Outstanding amounts are all outstanding credits and charges dated prior or equal to the Reconciliation date.

Chino Valley Fire District
BR Checks and Charges Cleared
For the Bank Statement ending: 6/30/21

GEN		General Fund			0000000000000000	
Date	Document	Description	Module	Company	Amount	
06/14/21	706550030	American Express	AP	CHINOV	\$225.00	
06/30/21	Cash With Yav Cty	Fire Authority Funding June 20	GL	CHINOV	\$222,630.66	
06/30/21	Cash With Yav Cty	GF Interest Paid on Tax Roll C	GL	CHINOV	\$30.07	
TOTAL CHECKS AND CHARGES CLEARED:					\$222,885.73	

Chino Valley Fire District
BR Checks and Charges Outstanding
For the Bank Statement ending:

<u>Date</u>	<u>Document</u>	<u>Description</u>	<u>Module</u>	<u>Company</u>	<u>Amount</u>
-------------	-----------------	--------------------	---------------	----------------	---------------

TOTAL CHECKS AND CHARGES OUTSTANDING:

Chino Valley Fire District
BR Deposits and Credits Cleared
For the Bank Statement ending: 6/30/21

GEN		General Fund			0000000000000000
Date	Document	Description	Module	Company	Amount
06/30/21	Cash With Yav Cty	GF Tax and Interest Revenue Ju	GL	CHINOV	\$95,111.94
TOTAL DEPOSITS AND CREDITS CLEARED:					\$95,111.94

Chino Valley Fire District
BR Deposits and Credits Outstanding
For the Bank Statement ending:

Date	Document	Description	Module	Company	Amount
------	----------	-------------	--------	---------	--------

TOTAL DEPOSITS AND CREDITS OUTSTANDING:

Chino Valley Fire District
Bank Reconciliation Register

Document Number	Date	BR Status	Void?	Description	Date Cleared	Amount
-----------------	------	-----------	-------	-------------	--------------	--------

MODULE: CHECKS FROM ACCOUNTS PAYABLE

BANK CONTROL ID: GEN - GENERAL FUND						
706550030	06/14/21	Marked	No	American Express	07/14/21	\$225.00
SUB TOTAL FOR BANK:						\$225.00
TOTAL FOR MODULE:						\$225.00

MODULE: JOURNAL ENTRIES FROM GENERAL LEDGER

BANK CONTROL ID: GEN - GENERAL FUND						
Cash With Yav Cty	06/30/21	Marked	No	Fire Authority Funding June 20	07/14/21	\$222,630.66
Cash With Yav Cty	06/30/21	Marked	No	GF Tax and Interest Revenue Ju	07/14/21	\$95,111.94
Cash With Yav Cty	06/30/21	Marked	No	GF Interest Paid on Tax Roll C	07/14/21	\$30.07
SUB TOTAL FOR BANK:						\$317,772.67
TOTAL FOR MODULE:						\$317,772.67

Chino Valley Fire District
BR Adjustments Report
For the Bank Statement ending:

Date	Document	Description	GL Account	Offset Amt	Adj. Amt
------	----------	-------------	------------	------------	----------

DOCUMENT:

ADJUSTMENT DOCUMENT " TOTAL:

TOTAL FOR ALL ADJUSTMENTS:

7/14/21
3:15:08 PM

Chino Valley Fire District
Income Statement
(Original Budget to Actual Comparison)
For the period of 6/1/2021 Through 6/30/2021

Fund: (10) General Fund

	Account	Actual	Current Period Budget	Variance	%	Actual	Year To Date Budget	Variance	%
<u>Revenues</u>									
Real Estate Tax	10400000000	\$79,907.84	\$0.00	\$79,907.84	0.0%	\$4,370,171.13	\$4,497,237.00	\$(127,065.87)	(2.8)%
Personal Property Tax	10410000000	7,907.57	0.00	7,907.57	0.0	107,362.00	0.00	107,362.00	0.0
Fire District Assistance Tax	10420000000	6,987.22	0.00	6,987.22	0.0	397,977.02	400,000.00	(2,022.98)	(0.5)
Interest Income-General Fund	10490000000	309.31	0.00	309.31	0.0	1,247.96	0.00	1,247.96	0.0
Rebates/Refunds	10500000000	0.00	0.00	0.00	0.0	0.00	2,000.00	(2,000.00)	(100.0)
Misc. Revenues	10510000000	0.00	0.00	0.00	0.0	4.30	0.00	4.30	0.0
Net Revenues		\$95,111.94	\$0.00	\$95,111.94	0.0 %	\$4,876,762.41	\$4,899,237.00	\$(22,474.59)	(0.5)%
<u>Program Expenses</u>									
Fire Authority Funding	10670010000	\$222,630.66	\$0.00	\$(222,630.66)	0.0%	\$4,838,778.73	\$4,860,737.00	\$21,958.27	0.5%
Total Program Expenses		\$222,630.66	\$0.00	\$(222,630.66)	0.0 %	\$4,838,778.73	\$4,860,737.00	\$21,958.27	0.5 %
<u>Fund Raising Expenses</u>									
Audit & Accounting	10640010000	\$0.00	\$0.00	\$0.00	0.0%	\$5,170.00	\$7,500.00	\$2,330.00	31.1%
Other Prof Services/Admin	10640510000	0.00	0.00	0.00	0.0	0.00	25,000.00	25,000.00	100.0
Legal Services - Routine	10641010000	0.00	0.00	0.00	0.0	810.00	5,000.00	4,190.00	83.8
Fire Board Expenses	10644110000	225.00	0.00	(225.00)	0.0	636.80	1,000.00	363.20	36.3
Misc/Admin	10661010000	30.07	0.00	(30.07)	0.0	40.32	0.00	(40.32)	0.0
Total Fund Raising Expenses		\$255.07	\$0.00	\$(255.07)	0.0 %	\$6,657.12	\$38,500.00	\$31,842.88	82.7 %
Total Expenses		\$222,885.73		\$(222,885.73)		\$4,845,435.85	\$4,899,237.00	\$53,801.15	1.1%
Net Income (Loss)		\$(127,773.79)	\$0.00	\$(127,773.79)	0.0%	\$31,326.56	\$0.00	\$31,326.56	0.0%

7/14/21
3:15:11 PM

Chino Valley Fire District

Balance Sheet

As of 6/30/2021

Fund: (10) General Fund

Assets

Current Assets

Cash with Yavapai County	\$204,031.21	
Taxes Receivable	139,760.13	
Total Current Assets		\$343,791.34
Total Assets		\$343,791.34

Liabilities and Net Assets

Current Liabilities

Accounts Payable	\$270.00	
Deferred Compensation (Prop Tax)	99,079.00	
CAFMA Accounts Payable	57,128.00	
Total Current Liabilities		\$156,477.00
Total Liabilities		\$156,477.00

Net Assets

Fund Balance	\$(3,943,030.55)	
Current Year Net Assets	31,326.56	
Total Net Assets		(3,911,703.99)
Total Liabilities and Net Assets		\$(3,755,226.99)

Chino Valley Fire District
GL Account Ledger - Detail By Period
6/1/2021 through 6/30/2021

Batch	Journal	Entry #	Date	Job	Document	Description	Debits	Credits	Balance
10.1100.0.0.000			CASH WITH YAVAPAI COUNTY						\$331,805.00
2181	CD	143754	06/14/21		706550030	American Express - Cash Disbursement AMER00	-	225.00	331,580.00
2184	GJ	143766	06/30/21		Cash With Yav Cty	Fire Authority Funding June 2021	-	222,630.66	108,949.34
2185	GJ	143767	06/30/21		Cash With Yav Cty	GF Tax and Interest Revenue June 2021	95,111.94	-	204,061.28
2186	GJ	143773	06/30/21		Cash With Yav Cty	GF Interest Paid on Tax Roll Corrections	-	30.07	204,031.21
CASH WITH YAVAPAI COUNTY TOTALS:							\$95,111.94	\$222,885.73	\$204,031.21
TOTAL OF LEDGER:							\$95,111.94	\$222,885.73	\$204,031.21

Chino Valley Fire District
GL Trial Balance Worksheet
For The Period of 6/1/2021 through 6/30/2021

Account	Description	Balances				Adjustments
		Beginning	Debits	Credits	Ending	
10.1100.0.0.000	Cash with Yavapai County	\$331,805.00	\$95,111.94	\$222,885.73	\$204,031.21	
TOTALS:		<u>\$331,805.00</u>	<u>\$95,111.94</u>	<u>\$222,885.73</u>	<u>\$204,031.21</u>	

CHINO VALLEY FIRE DISTRICT
BOND DEBT SERVICE ACCOUNT: 6-65640-7000
BANK RECONCILIATION JUNE 2021

Reconciliation:

Beginning Balance (CVFD):	\$	454,792.56
Deposits:	\$	8,018.15
Principal Payments:	\$	(345,000.00)
Interest Income:	\$	155.29
Interest Payments:	\$	(51,277.50)
Interest Paid on Tax Roll Corrections:	\$	(3.06)
Ending Balance:	\$	66,685.44

Difference Between Balances: \$ -

Bank Statement Balance:

Balance Per Bank:	\$	66,685.44
Outstanding Adjustments:	\$	-

Ending Balance: \$ 66,685.44


Deposits Per Bank Statement:

Fire District Deposits:	\$	-
Real Estate Taxes:	\$	7,292.13
Personal Property Taxes:	\$	726.02
Interest Revenue:	\$	155.29
Transfer In:	\$	-
Ending Balance:	\$	8,173.44

Reconciliation Approved By:

Scott Freitag


Scott Freitag, Fire Chief

 Digitally signed by Scott Freitag
Date: 2021.07.16 14:28:21 -07'00'

Reconciliation Reviewed By:

Dave Tharp


David Tharp, Assistant Chief of Administration

 Digitally signed by Dave Tharp
Date: 2021.07.15 16:18:36 -07'00'

Reconciliation Prepared By:

Karen Butler Mauldin

Karen Butler Mauldin, Finance Manager

 Digitally signed by Karen Butler Mauldin
Date: 2021.07.14 17:37:22 -07'00'

CHINO VALLEY FIRE DISTRICT
BOND DEBT FUND - JUNE 2021

Real Estate Taxes:	\$	7,292.13
UPP Taxes:	\$	726.02
Interest Received:	\$	155.29
Other:	\$	-
TOTAL:	\$	8,173.44



Yavapai County Treasurer

Monthly Statement

Date Range: 6/1/2021 to 6/30/2021

ino Valley Fire Dist BDS
nd: 6065640700



Yavapai County Treasurer

Monthly Statement

Date Range: 6/1/2021 to 6/30/2021

Account	Period	YTD		
065640700	Chino Valley Fire Dist BDS			
Begin Balance:	454,792.56	104,355.10		
Income:	8,173.44	419,392.18		
LOC Advance:	.00	.00		
Expense:	(396,280.56)	(457,061.84)	LOC:	.00
LOC Payments:	.00	.00	Warrants Outstanding:	.00
Cash Balance:	66,685.44	66,685.44	End:	66,685.44



Yavapai County Treasurer

Monthly Statement

Date Range: 6/1/2021 to 6/30/2021

Monthly Statement Summary

Source Code	Description		MTDAmount	YTDAmount
065640700	Chino Valley Fire Dist BDS	Beginning Balance:	454,792.56	104,355.10
11100.2007	2007 Real Estate Taxes		.00	.30
11100.2008	2008 Real Estate Taxes		.00	6.64
11100.2009	2009 Real Estate Taxes		.00	.76
11100.2010	2010 Real Estate Taxes		.00	65.02
11100.2011	2011 Real Estate Taxes		.00	13.23
11100.2012	2012 Real Estate Taxes		.00	17.14
11100.2013	2013 Real Estate Taxes		.00	19.01
11100.2014	2014 Real Estate Taxes		.00	16.08
11100.2015	2015 Real Estate Taxes		.00	15.64
11100.2016	2016 Real Estate Taxes		.00	13.39
11100.2017	2017 Real Estate Taxes		.00	14.24
11100.2018	2018 Real Estate Taxes		(10.14)	2.25
11100.2019	2019 Real Estate Taxes		(14.56)	10,500.35
11100.2020	2020 Real Estate Taxes		7,316.83	393,098.99
12100.2009	2009 Personal Property Taxes		.00	.55
12100.2011	2011 Personal Property Taxes		.00	6.32
12100.2012	2012 Personal Property Taxes		.00	28.51
12100.2013	2013 Personal Property Taxes		.00	20.99
12100.2014	2014 Personal Property Taxes		.00	29.99
12100.2015	2015 Personal Property Taxes		.00	36.92
12100.2016	2016 Personal Property Taxes		.00	50.66
12100.2017	2017 Personal Property Taxes		.00	76.40
12100.2018	2018 Personal Property Taxes		3.84	252.40
12100.2019	2019 Personal Property Taxes		43.30	684.05
12100.2020	2020 Personal Property Taxes		678.88	8,763.35
38108.0	Interest on Investments Charles Schwab		.00	186.97
38109.0	Interest on Investments St Treas		67.16	213.86
38113.0	Interest on Investments-Wells Fargo		88.13	506.75
7376.0	Transfer in		.00	4,751.42
90002.0	Interest Pd on Tax Roll Corrections		(3.06)	(4.00)
91702.0	Transfer out		.00	(9,502.84)
92190.0	Bond Interest Payment		(51,277.50)	(102,555.00)
92195.0	Bond Redemption Payment		(345,000.00)	(345,000.00)
		Ending Balance:	66,685.44	66,685.44

Monthly Statement Detail

Date	Notes	Doc #	Amount	C/D
------	-------	-------	--------	-----



Yavapai County Treasurer

Monthly Statement

Date Range: 6/1/2021 to 6/30/2021

165640700 Chino Valley Fire Dist BDS			Beginning Balance: 454,792.56	
11100.2018 2018 Real Estate Taxes			Source Code Total: (10.14)	
06/22 Tax Distribution	0		(10.14)	C
11100.2019 2019 Real Estate Taxes			Source Code Total: (14.56)	
06/22 Tax Distribution	0		(14.56)	C
11100.2020 2020 Real Estate Taxes			Source Code Total: 7,316.83	
06/01 Tax Distribution	0		7.87	C
06/01 Tax Distribution	0		112.70	C
06/01 Tax Distribution	0		122.99	C
06/02 Tax Distribution	0		125.92	C
06/02 Tax Distribution	0		517.60	C
06/02 Tax Distribution	0		.83	C
06/03 Tax Distribution	0		8.41	C
06/03 Tax Distribution	0		40.94	C
06/03 Tax Distribution	0		27.48	C
06/03 Tax Distribution	0		186.20	C
06/04 Tax Distribution	0		92.42	C
06/04 Tax Distribution	0		28.80	C
06/07 Tax Distribution	0		64.92	C
06/07 Tax Distribution	0		.54	C
06/07 Tax Distribution	0		29.12	C
06/08 Tax Distribution	0		.12	C
06/08 Tax Distribution	0		58.63	C
06/08 Tax Distribution	0		.98	C
06/08 Tax Distribution	0		4.35	C
06/09 Tax Distribution	0		85.94	C
06/09 Tax Distribution	0		14.58	C
06/10 Tax Distribution	0		14.41	C
06/10 Tax Distribution	0		19.57	C
06/10 Tax Distribution	0		48.35	C
06/11 Tax Distribution	0		349.97	C
06/14 Tax Distribution	0		.03	C
06/14 Tax Distribution	0		8.66	C
06/14 Tax Distribution	0		80.47	C
06/15 Tax Distribution	0		5.68	C
06/15 Tax Distribution	0		16.53	C
06/15 Tax Distribution	0		22.58	C
06/15 Tax Distribution	0		154.45	C
06/16 Tax Distribution	0		.40	C
06/16 Tax Distribution	0		192.43	C
06/16 Tax Distribution	0		57.26	C
06/16 Tax Distribution	0		13.92	C
06/17 Tax Distribution	0		147.21	C



Yavapai County Treasurer

Monthly Statement

Date Range: 6/1/2021 to 6/30/2021

06/17	Tax Distribution	0	45.37	C
06/17	Tax Distribution	0	167.43	C
06/17	Tax Distribution	0	158.21	C
06/17	Tax Distribution	0	119.94	C
06/17	Tax Distribution	0	122.75	C
06/18	Tax Distribution	0	(8.66)	C
06/18	Tax Distribution	0	239.72	C
06/18	Tax Distribution	0	95.52	C
06/21	Tax Distribution	0	20.05	C
06/21	Tax Distribution	0	172.16	C
06/21	Tax Distribution	0	245.77	C
06/21	Tax Distribution	0	34.60	C
06/22	Tax Distribution	0	251.11	C
06/22	Tax Distribution	0	102.19	C
06/22	Tax Distribution	0	72.08	C
06/22	Tax Distribution	0	190.12	C
06/23	Tax Distribution	0	339.40	C
06/23	Tax Distribution	0	359.24	C
06/23	Tax Distribution	0	28.38	C
06/23	Tax Distribution	0	50.13	C
06/24	Tax Distribution	0	43.24	C
06/24	Tax Distribution	0	140.76	C
06/24	Tax Distribution	0	98.21	C
06/24	Tax Distribution	0	.77	C
06/24	Tax Distribution	0	47.20	C
06/24	Tax Distribution	0	145.01	C
06/25	Tax Distribution	0	85.73	C
06/25	Tax Distribution	0	148.33	C
06/28	Tax Distribution	0	154.31	C
06/28	Tax Distribution	0	.12	C
06/28	Tax Distribution	0	71.81	C
06/28	Tax Distribution	0	320.93	C
06/28	Tax Distribution	0	55.44	C
06/29	Tax Distribution	0	38.65	C
06/29	Tax Distribution	0	160.56	C
06/29	Tax Distribution	0	27.71	C
06/29	Tax Distribution	0	33.30	C
06/29	Tax Distribution	0	7.90	C
06/29	Tax Distribution	0	23.60	C
06/30	Tax Distribution	0	(6.00)	C
06/30	Tax Distribution	0	117.32	C
06/30	Tax Distribution	0	71.72	C
06/30	Tax Distribution	0	26.84	C



Yavapai County Treasurer

Monthly Statement

Date Range: 6/1/2021 to 6/30/2021

06/30	Tax Distribution	0	34.60	C
12100.2018 2018 Personal Property Taxes			Source Code Total: 3.84	
06/18	Tax Distribution	0	2.50	C
06/30	Tax Distribution	0	1.34	C
12100.2019 2019 Personal Property Taxes			Source Code Total: 43.30	
06/11	Tax Distribution	0	9.28	C
06/17	Tax Distribution	0	24.34	C
06/18	Tax Distribution	0	2.29	C
06/30	Tax Distribution	0	5.84	C
06/30	Tax Distribution	0	1.55	C
12100.2020 2020 Personal Property Taxes			Source Code Total: 678.88	
06/01	Tax Distribution	0	9.29	C
06/02	Tax Distribution	0	3.54	C
06/03	Tax Distribution	0	.08	C
06/07	Tax Distribution	0	.69	C
06/08	Tax Distribution	0	.04	C
06/10	Tax Distribution	0	13.47	C
06/10	Tax Distribution	0	10.51	C
06/11	Tax Distribution	0	7.08	C
06/16	Tax Distribution	0	1.44	C
06/16	Tax Distribution	0	91.14	C
06/17	Tax Distribution	0	29.67	C
06/17	Tax Distribution	0	.57	C
06/17	Tax Distribution	0	69.39	C
06/17	Tax Distribution	0	8.71	C
06/17	Tax Distribution	0	8.21	C
06/18	Tax Distribution	0	9.73	C
06/18	Tax Distribution	0	8.87	C
06/21	Tax Distribution	0	7.35	C
06/22	Tax Distribution	0	16.85	C
06/22	Tax Distribution	0	12.82	C
06/22	Tax Distribution	0	5.32	C
06/22	Tax Distribution	0	14.31	C
06/23	Tax Distribution	0	33.66	C
06/23	Tax Distribution	0	66.03	C
06/24	Tax Distribution	0	4.01	C
06/24	Tax Distribution	0	2.56	C
06/24	Tax Distribution	0	27.20	C
06/24	Tax Distribution	0	1.19	C
06/24	Tax Distribution	0	73.66	C
06/25	Tax Distribution	0	4.35	C
06/28	Tax Distribution	0	.18	C
06/28	Tax Distribution	0	.55	C



Yavapai County Treasurer

Monthly Statement

Date Range: 6/1/2021 to 6/30/2021

06/28	Tax Distribution	0	27.32	C
06/29	Tax Distribution	0	52.52	C
06/29	Tax Distribution	0	4.99	C
06/29	Tax Distribution	0	24.07	C
06/30	Tax Distribution	0	23.54	C
06/30	Tax Distribution	0	1.13	C
06/30	Tax Distribution	0	2.84	C
38109.0 Interest on Investments St Treas			Source Code Total: 67.16	
06/25	Investment Interest	0	67.16	C
38113.0 Interest on Investments-Wells Fargo			Source Code Total: 88.13	
06/25	Investment Interest	0	88.13	C
90002.0 Interest Pd on Tax Roll Corrections			Source Code Total: (3.06)	
06/22	78980 304-08-19000 2018 Adjustment/Corr Refund	78980	(.81)	D
06/22	78980 304-08-19000 2018 Adjustment/Corr Refund	78980	(.66)	D
06/22	78980 304-08-19000 2019 Adjustment/Corr Refund	78980	(.72)	D
06/22	78980 304-08-19000 2019 Adjustment/Corr Refund	78980	(.52)	D
06/22	78980 304-08-19000 2020 Adjustment/Corr Refund	78980	(.28)	D
06/22	78980 304-08-19000 2020 Adjustment/Corr Refund	78980	(.07)	D
92190.0 Bond Interest Payment			Source Code Total: (51,277.50)	
06/28	CVFD Loan 100555676 Interest	0	(51,277.50)	D
92195.0 Bond Redemption Payment			Source Code Total: (345,000.00)	
06/28	CVFD Loan 100555676 Principal	0	(345,000.00)	D
6065640700 Chino Valley Fire Dist BDS			Ending Balance: 66,685.44	

Chino Valley Fire District
Bank Reconciliation Summary
For the Bank Statement ending: 6/30/2021

BANK CONTROL ID: BDS - YAVAPAI COUNTY TREASURER		DESC: BOND DEBT SERVICE	ACCOUNT NO: 6-65640-7000
Beginning Balance:	06/01/21		\$454,792.56
Deposits and Credits:			\$8,173.44
Checks and Charges:			(\$396,280.56)
Adjustments:			\$0.00
Ending Balance Per Reconciliation:			<u>\$66,685.44</u>
Ending Balance Per Bank Statement:	06/30/21		\$66,685.44
* Outstanding Deposits and Credits:	06/30/21		\$0.00
* Outstanding Checks and Charges:	06/30/21		\$0.00
Ending Book Balance:			<u>\$66,685.44</u>

* Outstanding amounts are all outstanding credits and charges dated prior or equal to the Reconciliation date.

Chino Valley Fire District
BR Checks and Charges Cleared
For the Bank Statement ending: 6/30/21

BDS		Yavapai County Treasurer		Bond Debt Service		6-65640-7000
Date	Document	Description	Module	Company	Amount	
06/30/21	BDS Cash W/YavCty	BDS Principle and Interest Pay	GL	CHINOV	\$396,277.50	
06/30/21	Cash With Yav Cty	BDS Interest Paid Tax Roll Cor	GL	CHINOV	\$3.06	
TOTAL CHECKS AND CHARGES CLEARED:					\$396,280.56	

Chino Valley Fire District
BR Checks and Charges Outstanding
For the Bank Statement ending:

<u>Date</u>	<u>Document</u>	<u>Description</u>	<u>Module</u>	<u>Company</u>	<u>Amount</u>
-------------	-----------------	--------------------	---------------	----------------	---------------

TOTAL CHECKS AND CHARGES OUTSTANDING:

Chino Valley Fire District
BR Deposits and Credits Cleared
For the Bank Statement ending: 6/30/21

BDS	Yavapai County Treasurer	Bond Debt Service	6-65640-7000
-----	--------------------------	-------------------	--------------

Date	Document	Description	Module	Company	Amount
06/30/21	Cash With Yav Cty	BDS Tax and Interest Revenue J	GL	CHINOV	\$8,173.44
TOTAL DEPOSITS AND CREDITS CLEARED:					\$8,173.44

Chino Valley Fire District
BR Deposits and Credits Outstanding
For the Bank Statement ending:

Date	Document	Description	Module	Company	Amount
------	----------	-------------	--------	---------	--------

TOTAL DEPOSITS AND CREDITS OUTSTANDING:

Document Number	Date	BR Status	Void?	Description	Date Cleared	Amount
-----------------	------	-----------	-------	-------------	--------------	--------

MODULE: JOURNAL ENTRIES FROM GENERAL LEDGER

BANK CONTROL ID: BDS - YAVAPAI COUNTY TREASURER

BDS Cash W/YavCty	06/30/21	Marked	No	BDS Principle and Interest Pay	07/14/21	\$396,277.50
Cash With Yav Cty	06/30/21	Marked	No	BDS Tax and Interest Revenue J	07/14/21	\$8,173.44
Cash With Yav Cty	06/30/21	Marked	No	BDS Interest Paid Tax Roll Cor	07/14/21	\$3.06

SUB TOTAL FOR BANK:	\$404,454.00
---------------------	--------------

TOTAL FOR MODULE:	\$404,454.00
-------------------	--------------

Chino Valley Fire District
BR Adjustments Report
For the Bank Statement ending:

Date	Document	Description	GL Account	Offset Amt	Adj. Amt
------	----------	-------------	------------	------------	----------

DOCUMENT:

ADJUSTMENT DOCUMENT " TOTAL:

TOTAL FOR ALL ADJUSTMENTS:

7/14/21
5:25:57 PM

Chino Valley Fire District
Income Statement
(Original Budget to Actual Comparison)
For the period of 6/1/2021 Through 6/30/2021

Fund: (40) Bond Service Fund

	Account	Actual	Current Period Budget	Variance	%	Actual	Year To Date Budget	Variance	%
<u>Revenues</u>									
Real Estate Tax	40420000002	\$7,292.13	\$0.00	\$7,292.13	0.0%	\$399,031.62	\$0.00	\$399,031.62	0.0%
Personal Tax Revenue	40420500000	726.02	0.00	726.02	0.0	9,950.14	0.00	9,950.14	0.0
Net Revenues		\$8,018.15	\$0.00	\$8,018.15	0.0 %	\$408,981.76	\$0.00	\$408,981.76	0.0 %
Income (Loss) from Operations		\$8,018.15	\$0.00	\$8,018.15	0.0%	\$408,981.76	\$0.00	\$408,981.76	0.0%
<u>Other Income (Expense)</u>									
Bond Debt Service Interest Revenue	40430000000	\$155.29	\$0.00	\$155.29	0.0%	\$907.58	\$0.00	\$907.58	0.0%
Bond Debt Service Principle Payment	40600000000	(345,000.00)	0.00	(345,000.00)	0.0	(345,000.00)	0.00	(345,000.00)	0.0
Bond Debt Service Interest Expense	40610000000	(51,280.56)	0.00	(51,280.56)	0.0	(102,559.00)	0.00	(102,559.00)	0.0
Total Other Income (Expense)		\$(396,125.27)	\$0.00	\$(396,125.27)	0.0 %	\$(446,651.42)	\$0.00	\$(446,651.42)	0.0 %
Net Income (Loss)		\$(388,107.12)	\$0.00	\$(388,107.12)	0.0%	\$(37,669.66)	\$0.00	\$(37,669.66)	0.0%

7/14/21
5:25:58 PM

Chino Valley Fire District

Balance Sheet

As of 6/30/2021

Fund: (40) Bond Service Fund

Account: (1105) Not Defined

Assets

Current Assets

Bond Debt Service	\$66,685.44	
Total Current Assets		\$66,685.44
Total Assets		\$66,685.44
Total Liabilities and Net Assets		\$0.00

Chino Valley Fire District
GL Account Ledger - Detail By Period
6/1/2021 through 6/30/2021

Batch	Journal	Entry #	Date	Job	Document	Description	Debits	Credits	Balance
40.1105.0.0.000			BOND DEBT SERVICE						\$454,792.56
2189	GJ	143783	06/30/21		BDS Cash W/YavCty	BDS Principle and Interest Payments	-	396,277.50	58,515.06
2187	GJ	143774	06/30/21		Cash With Yav Cty	BDS Tax and Interest Revenue June 2021	8,173.44	-	66,688.50
2188	GJ	143780	06/30/21		Cash With Yav Cty	BDS Interest Paid Tax Roll Corrections June 2021	-	3.06	66,685.44
BOND DEBT SERVICE TOTALS:							\$8,173.44	\$396,280.56	\$66,685.44
TOTAL OF LEDGER:							\$8,173.44	\$396,280.56	\$66,685.44

Chino Valley Fire District
GL Trial Balance Worksheet
For The Period of 6/1/2021 through 6/30/2021

Account	Description	Balances				Adjustments
		Beginning	Debits	Credits	Ending	
40.1105.0.0.000	Bond Debt Service	\$454,792.56	\$8,173.44	\$396,280.56	\$66,685.44	
TOTALS:		<u>\$454,792.56</u>	<u>\$8,173.44</u>	<u>\$396,280.56</u>	<u>\$66,685.44</u>	

CHINO VALLEY FIRE DISTRICT
GENERAL FUND - CHECK RECONCILIATION JULY 2021

Reconciliation:

Beginning Balance:	\$	204,031.21
Deposits:	\$	28,901.19
Transfer Out - Fire Authority:	\$	(95,111.94)
Interest Paid on Tax Roll Correct:	\$	-
Adjustment:	\$	-
Reversing Entry:	\$	-
Disbursements:	\$	(292.50)
Ending Balance:	\$	137,527.96

Difference Between Balances: \$ -

Bank Statement Balance:

Balance Per Bank:	\$	137,820.46
Outstanding Checks:	\$	(292.50)
Outstanding Deposits:	\$	-
Reversing Entry:	\$	-

Ending Balance: \$ 137,527.96

G/L Ending Balance: \$ 137,527.96

\$ 137,527.96

Deposits Per Bank Statement:

Real Estate Taxes:	\$	21,976.67
Personal Property Taxes:	\$	5,006.30
Fire District Assistance Tax:	\$	1,870.74
Fire District Deposit:	\$	-
Transfer Out-Fire Authority:	\$	95,111.94
ADOT & Fish and Game In Lieu:	\$	-
Interest Paid - Tax Roll Corrections	\$	-
Adjustment:	\$	-
Interest Income:	\$	47.48
Adjustments: Warrants Issued	\$	292.50
Ending Balance:	\$	124,305.63

Bank Reconciliation Register:

Checks From Accounts Payable: \$ 292.50

Total Checks: \$ 292.50

Deposits From Accounts Receivable: \$ -
Journal Entries From General Ledger: \$ 124,013.13

Ending Balance: \$ 124,305.63

Reconciliation Approved By:

Scott Freitag

Scott Freitag, Fire Chief

Digitally signed by Scott Freitag
Date: 2021.08.17 13:16:56 -07'00'

Reconciliation Reviewed By:

Dave Tharp

David Tharp, Assistant Chief of Administration

Digitally signed by Dave Tharp
Date: 2021.08.17 06:01:57 -07'00'

Reconciliation Prepared By:

Karen Butler Mauldin

Karen Butler Mauldin, Finance Manager

Digitally signed by Karen Butler Mauldin
Date: 2021.08.12 16:18:23 -07'00'

CHINO VALLEY FIRE DISTRICT
General Fund Tax Collection Information

Total Levy Month	FY 16-17 \$3,547,699 Collected	FY 17-18 \$3,707,996 Collected	FY 18-19 \$3,926,501 Collected	FY 19-20 \$4,190,442 Collected	FY 20-21 \$4,497,237 Collected	FY 21-22 \$4,833,636 Collected
July	\$10,160	\$24,936	\$21,890	\$14,597	\$42,316	\$26,983
%	0.286%	0.672%	0.557%	0.348%	0.941%	0.558%
% To Date	0.2864%	0.6725%	0.5575%	0.3483%	0.9409%	0.5582%
August	\$18,803	\$10,622	\$12,226	\$10,746	\$15,526	\$0
%	0.530%	0.286%	0.311%	0.256%	0.345%	0.000%
% To Date	0.8164%	0.9590%	0.8688%	0.6048%	1.2862%	0.5582%
September	\$182,315	\$178,141	\$25,209	\$30,894	\$8,143	\$0
%	5.139%	4.804%	0.642%	0.737%	0.181%	0.000%
% To Date	5.9553%	5.7632%	1.5109%	1.3420%	1.4673%	0.5582%
October	\$834,512	\$1,503,325	\$1,610,381	\$1,807,742	\$1,780,309	\$0
%	23.523%	40.543%	41.013%	43.140%	39.587%	0.000%
% To Date	29.4779%	46.3060%	42.5240%	44.4817%	41.0540%	0.5582%
November	\$866,615	\$290,266	\$498,787	\$373,908	\$508,805	\$0
%	24.428%	7.828%	12.703%	8.923%	11.314%	0.000%
% To Date	53.9055%	54.1341%	55.2271%	53.4046%	52.3677%	0.5582%
December	\$227,672	\$223,661	\$236,727	\$286,760	\$399,155	\$0
%	6.4175%	6.0319%	6.0289%	6.8432%	8.8756%	0.0000%
% To Date	60.3229%	60.1659%	61.2560%	60.2478%	61.2433%	0.5582%
January	\$89,048	\$153,278	\$117,994	\$115,429	\$118,322	\$0
%	2.5100%	4.1337%	3.0051%	2.7546%	2.6310%	0.0000%
% To Date	62.8330%	64.2997%	64.2611%	63.0023%	63.8742%	0.5582%
February	\$94,094	\$95,262	\$54,476	\$104,991	\$88,422	\$0
%	2.6523%	2.5691%	1.3874%	2.5055%	1.9661%	0.0000%
% To Date	65.4852%	66.8688%	65.6485%	65.5078%	65.8404%	0.5582%
March	\$141,015	\$127,298	\$138,910	\$142,182	\$143,500	\$0
%	3.9748%	3.4331%	3.5377%	3.3930%	3.1908%	0.0000%
% To Date	69.4600%	70.3018%	69.1863%	68.9008%	69.0312%	0.5582%
April	\$821,855	\$794,289	\$955,634	\$983,917	\$1,082,230	\$0
%	23.1659%	21.4210%	24.3380%	23.4800%	24.0643%	0.0000%
% To Date	92.6259%	91.7228%	93.5243%	92.3809%	93.0956%	0.5582%
May	\$195,151	\$238,700	\$189,925	\$206,496	\$202,990	\$0
%	5.5008%	6.4374%	4.8370%	4.9278%	4.5137%	0.0000%
% To Date	98.1267%	98.1602%	98.3613%	97.3086%	97.6092%	0.5582%
June	\$66,097	\$80,520	\$84,895	\$49,679	\$87,815	\$0
%	1.8631%	2.1715%	2.1621%	1.1855%	1.9527%	0.0000%
% To Date	99.9898%	100.3318%	100.5234%	98.4942%	99.5619%	0.5582%
TOTALS	\$3,547,337	\$3,720,297	\$3,947,053	\$4,127,341	\$4,477,533	\$26,983
Delinquency	0.0102%	-0.3318%	-0.5234%	1.5058%	0.4381%	99.4418%

CHINO VALLEY FIRE DISTRICT
FDAT Collection Information

Total Levy Month	FY 16-17 \$313,900 Collected	FY 17-18 \$333,290 Collected	FY 18-19 \$333,290 Collected	FY 19-20 \$366,547 Collected	FY 20-21 \$400,000 Collected	FY 21-22 \$400,000 Collected
July	\$1,423	\$1,630	\$1,238	\$1,475	\$2,769	\$1,871
%	0.453%	0.489%	0.371%	0.403%	0.692%	0.468%
% To Date	0.4533%	0.4891%	0.3715%	0.4025%	0.6923%	0.4677%
August	\$661	\$554	\$707	\$653	\$662	\$0
%	0.211%	0.166%	0.212%	0.178%	0.166%	0.000%
% To Date	0.6638%	0.6553%	0.5835%	0.5806%	0.8579%	0.4677%
September	\$8,777	\$12,654	\$3,182	\$1,853	\$879	\$0
%	2.796%	3.797%	0.955%	0.505%	0.220%	0.000%
% To Date	3.4600%	4.4520%	1.5382%	1.0861%	1.0777%	0.4677%
October	\$86,411	\$93,081	\$139,813	\$107,270	\$160,480	\$0
%	27.528%	27.928%	41.949%	29.265%	40.120%	0.000%
% To Date	30.9881%	32.3799%	43.4877%	30.3510%	41.1979%	0.4677%
November	\$75,219	\$74,651	\$59,861	\$30,666	\$48,339	\$0
%	23.9628%	22.3983%	17.9606%	8.3663%	12.0848%	0.0000%
% To Date	54.9510%	54.7782%	61.4483%	38.7172%	53.2826%	0.4677%
December	\$24,923	\$21,663	\$25,413	\$112,035	\$39,219	\$0
%	7.9398%	6.4997%	7.6250%	30.5650%	9.8048%	0.0000%
% To Date	62.8907%	61.2779%	69.0733%	69.2822%	63.0874%	0.4677%
January	\$11,762	\$16,138	\$11,149	\$11,446	\$12,625	\$0
%	3.7471%	4.8420%	3.3450%	3.1227%	3.1562%	0.0000%
% To Date	66.6378%	66.1199%	72.4183%	72.4049%	66.2436%	0.4677%
February	\$8,291	\$8,056	\$7,409	\$10,419	\$6,657	\$0
%	2.641%	2.417%	2.223%	2.842%	1.664%	0.000%
% To Date	69.2790%	68.5368%	74.6413%	75.2473%	67.9079%	0.4677%
March	\$12,638	\$12,174	\$13,713	\$13,361	\$10,897	\$0
%	4.0263%	3.6528%	4.1143%	3.6452%	2.7242%	0.0000%
% To Date	73.3052%	72.1897%	78.7556%	78.8925%	70.6320%	0.4677%
April	\$62,586	\$63,209	\$79,859	\$85,315	\$88,842	\$0
%	19.9382%	18.9651%	23.9607%	23.2754%	22.2104%	0.0000%
% To Date	93.2434%	91.1548%	102.7164%	102.1679%	92.8424%	0.4677%
May	\$23,662	\$23,731	\$18,881	\$21,832	\$19,620	\$0
%	7.5381%	7.1201%	5.6650%	5.9561%	4.9050%	0.0000%
% To Date	100.7815%	98.2749%	108.3813%	108.1240%	97.7475%	0.4677%
June	\$4,682	\$5,094	\$5,726	\$4,474	\$6,987	\$0
%	1.4917%	1.5285%	1.7181%	1.2206%	1.7468%	0.0000%
% To Date	102.2732%	99.8034%	110.0995%	109.3446%	99.4943%	0.4677%
TOTALS	\$321,035	\$332,635	\$366,951	\$400,799	\$397,977	\$1,871
Delinquency	-2.2732%	0.1966%	-10.0995%	-9.3446%	0.5057%	99.5323%
	100.0000%	100.0000%	100.0000%	100.0000%	100.0000%	100.0000%

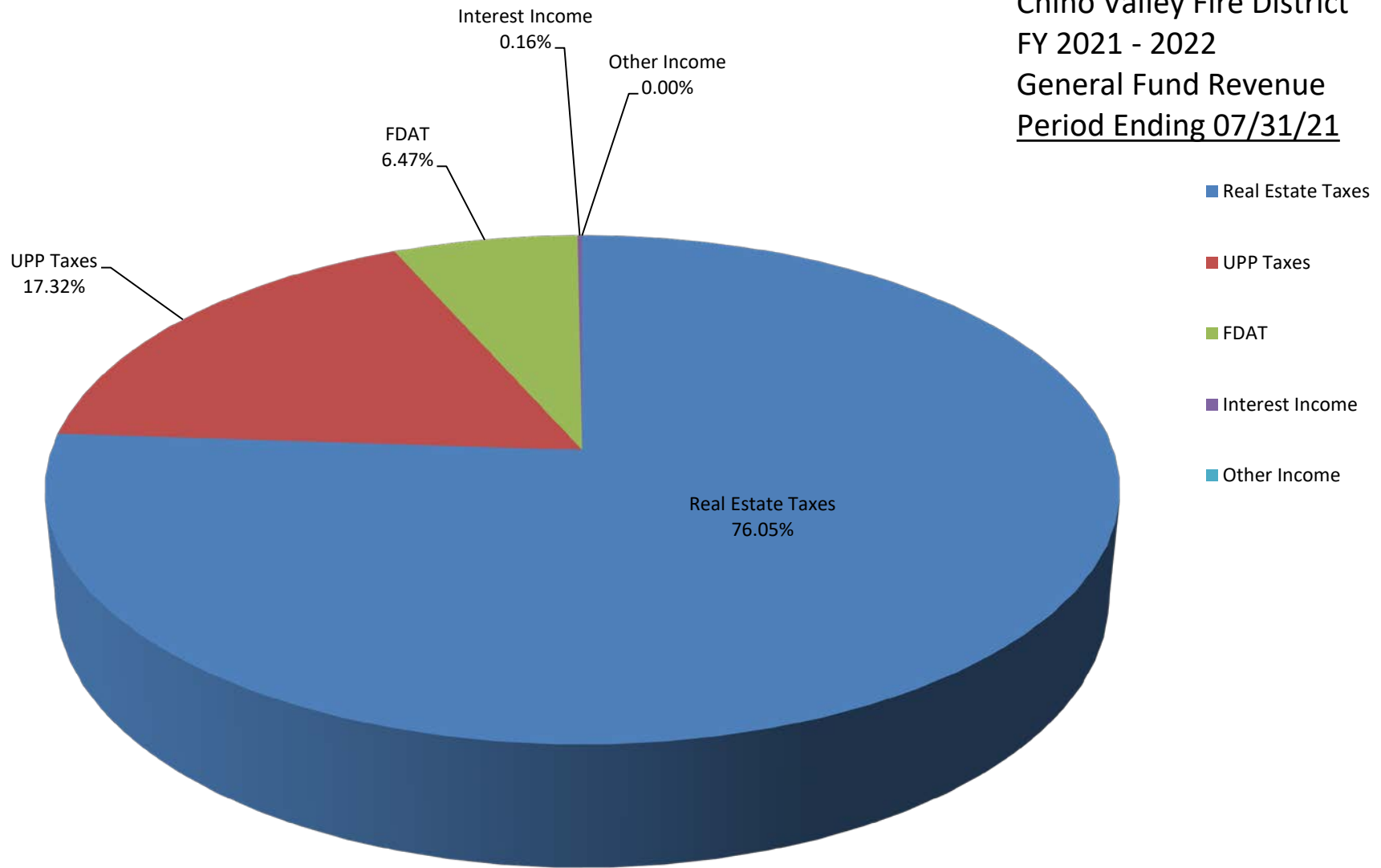
2021 - 2022 Cash Flow by Month : JULY

[illegible]

**CHINO VALLEY FIRE DISTRICT
REVENUE GRAPH DATA**

	Revenue	Budget	%
Real Estate Taxes	\$ 21,977	\$ 4,833,636	76.05
UPP Taxes	\$ 5,006	\$ -	17.32
FDAT	\$ 1,871	\$ 400,000	6.47
Interest Income	\$ 47	\$ -	0.16
Other Income	\$ -	\$ 2,000	0.00
TOTALS:	\$ 28,901	\$ 5,235,636	100.00

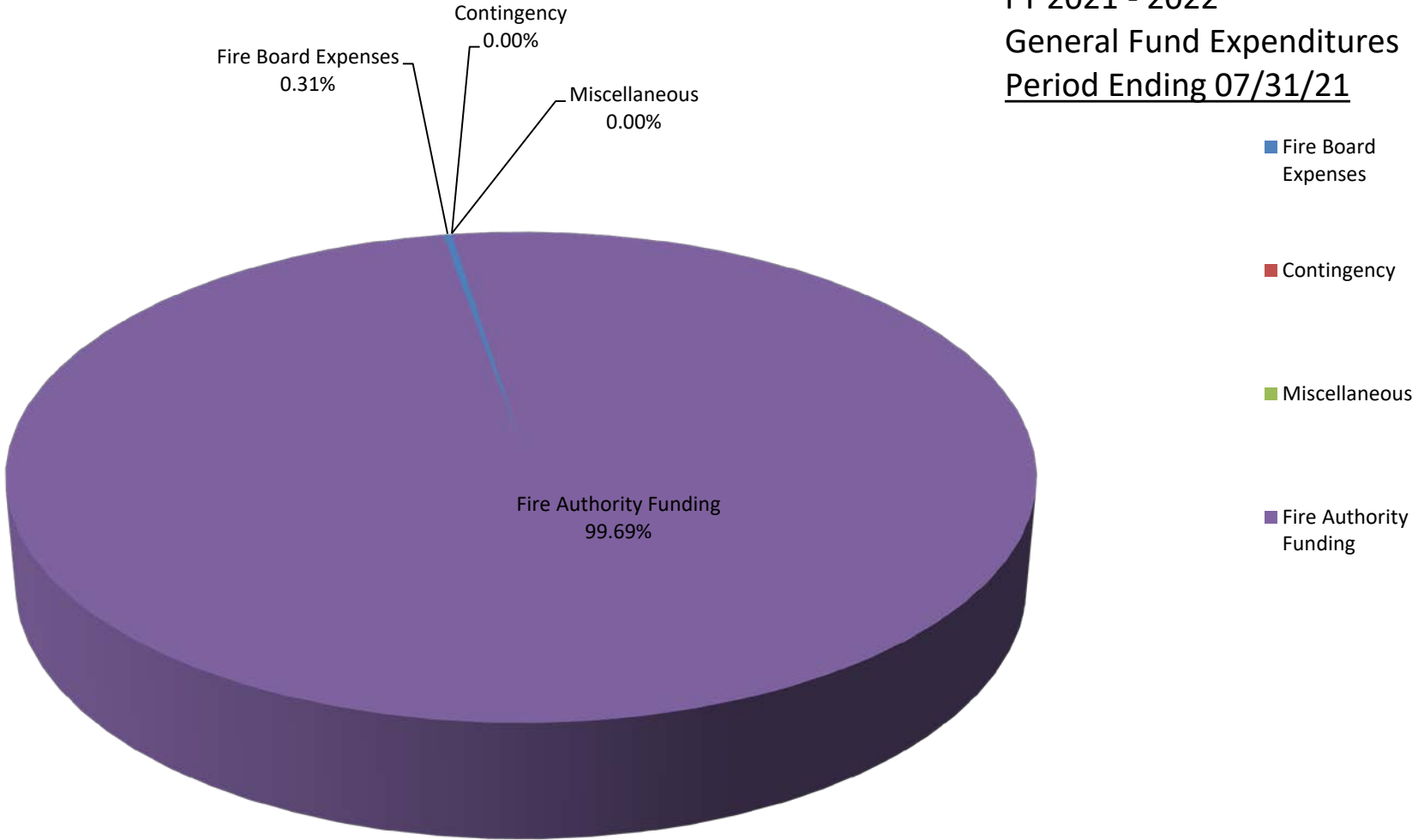
Chino Valley Fire District
FY 2021 - 2022
General Fund Revenue
Period Ending 07/31/21



**CHINO VALLEY FIRE DISTRICT
EXPENSE GRAPH DATA**

Revenue		Budget	%
Fire Board Expenses	\$ 293	\$ 13,500	0.31
Contingency	\$ -	\$ 20,000	-
Miscellaneous	\$ -	\$ -	-
Fire Authority Funding	\$ 95,112	\$ 5,222,136	99.69
TOTALS:	\$ 95,404	\$ 5,255,636	100.00

Chino Valley Fire District
FY 2021 - 2022
General Fund Expenditures
Period Ending 07/31/21



CHINO VALLEY FIRE DISTRICT
GENERAL FUND - JULY, 2021

Real Estate Taxes:	\$	21,976.67
UPP Taxes:	\$	5,006.30
FDAT:	\$	1,870.74
Interest Received:	\$	47.48
Other:	\$	-
<hr/>		
TOTAL:	\$	28,901.19
<hr/>		

Transferred to CAFMA:	\$	95,111.94
-----------------------	----	-----------



Yavapai County Treasurer

Monthly Statement

Date Range: 7/1/2021 to 7/31/2021

CHINO VALLEY FIRE DISTRICT GENERAL FUND

Chino Valley Fire Dist GF
Fund: 6065540000



Yavapai County Treasurer

Monthly Statement

Date Range: 7/1/2021 to 7/31/2021

Account	Period	YTD		
6065540000	Chino Valley Fire Dist GF			
Begin Balance:	204,031.21	204,031.21		
Income:	28,901.19 ✓	28,901.19		
LOC Advance:	.00	.00		
Expense:	(95,111.94) ✓	(95,111.94)	LOC:	.00
LOC Payments:	.00	.00	Warrants Outstanding:	.00
Cash Balance:	137,820.46	137,820.46	End:	137,820.46

Monthly Statement Summary

Source Code	Description		MTDAmount	YTDAmount
6065540000	Chino Valley Fire Dist GF	Beginning Balance:	204,031.21	204,031.21
11100.2019	2019 Real Estate Taxes		9.33	9.33
11100.2020	2020 Real Estate Taxes		21,967.34	21,967.34
12100.2005	2005 Personal Property Taxes		4.44	4.44
12100.2006	2006 Personal Property Taxes		19.69	19.69
12100.2015	2015 Personal Property Taxes		61.45	61.45
12100.2016	2016 Personal Property Taxes		86.11	86.11
12100.2017	2017 Personal Property Taxes		67.89	67.89
12100.2018	2018 Personal Property Taxes		579.66	579.66
12100.2019	2019 Personal Property Taxes		638.91	638.91
12100.2020	2020 Personal Property Taxes		3,548.15	3,548.15
37150.0	FDAT Distributions		1,870.74	1,870.74
38109.0	Interest on Investments St Treas		1.96	1.96
38113.0	Interest on Investments-Wells Fargo		45.52	45.52
91702.0	Transfer out		(95,111.94)	(95,111.94)
	Ending Balance:		137,820.46	137,820.46

Monthly Statement Detail

Date	Notes	Doc #	Amount	C/D
6065540000	Chino Valley Fire Dist GF		Beginning Balance: 204,031.21	
11100.2019	2019 Real Estate Taxes		Source Code Total: 9.33	
07/16	Tax Distribution	0	9.33	C
11100.2020	2020 Real Estate Taxes		Source Code Total: 21,967.34	
07/01	Tax Distribution	0	1,055.87	C
07/01	Tax Distribution	0	1,240.57	C
07/01	Tax Distribution	0	403.72	C
07/02	Tax Distribution	0	529.87	C
07/06	Tax Distribution	0	834.63	C
07/06	Tax Distribution	0	3,096.03	C
07/06	Tax Distribution	0	107.34	C
07/07	Tax Distribution	0	667.35	C



Yavapai County Treasurer

Monthly Statement

Date Range: 7/1/2021 to 7/31/2021

07/07	Tax Distribution	0	235.36	C
07/08	Tax Distribution	0	1,203.92	C
07/08	Tax Distribution	0	138.73	C
07/09	Tax Distribution	0	844.71	C
07/09	Tax Distribution	0	482.18	C
07/12	Tax Distribution	0	(392.23)	C
07/12	Tax Distribution	0	1,087.23	C
07/12	Tax Distribution	0	697.47	C
07/12	Tax Distribution	0	715.67	C
07/13	Tax Distribution	0	65.68	C
07/13	Tax Distribution	0	201.91	C
07/13	Tax Distribution	0	109.25	C
07/14	Tax Distribution	0	.09	C
07/14	Tax Distribution	0	3.46	C
07/14	Tax Distribution	0	153.01	C
07/15	Tax Distribution	0	852.80	C
07/15	Tax Distribution	0	241.48	C
07/16	Tax Distribution	0	1,103.41	C
07/16	Tax Distribution	0	42.90	C
07/19	Tax Distribution	0	93.09	C
07/19	Tax Distribution	0	123.26	C
07/19	Tax Distribution	0	71.69	C
07/20	Tax Distribution	0	235.58	C
07/21	Tax Distribution	0	195.47	C
07/22	Tax Distribution	0	180.28	C
07/22	Tax Distribution	0	101.37	C
07/22	Tax Distribution	0	463.27	C
07/23	Tax Distribution	0	66.49	C
07/26	Tax Distribution	0	49.64	C
07/26	Tax Distribution	0	901.35	C
07/27	Tax Distribution	0	(392.23)	C
07/27	Tax Distribution	0	164.52	C
07/27	Tax Distribution	0	2,294.31	C
07/28	Tax Distribution	0	190.42	C
07/28	Tax Distribution	0	6.29	C
07/29	Tax Distribution	0	80.14	C
07/29	Tax Distribution	0	28.41	C
07/30	Tax Distribution	0	1,391.58	C
12100.2005 2005 Personal Property Taxes			Source Code Total: 4.44	
07/01	Tax Distribution	0	4.44	C
12100.2006 2006 Personal Property Taxes			Source Code Total: 19.69	
07/01	Tax Distribution	0	19.69	C



Yavapai County Treasurer

Monthly Statement

Date Range: 7/1/2021 to 7/31/2021

12100.2015 2015 Personal Property Taxes			Source Code Total: 61.45	
07/07	Tax Distribution	0	28.14	C
07/22	Tax Distribution	0	33.31	C
12100.2016 2016 Personal Property Taxes			Source Code Total: 86.11	
07/07	Tax Distribution	0	28.42	C
07/12	Tax Distribution	0	25.01	C
07/22	Tax Distribution	0	32.68	C
12100.2017 2017 Personal Property Taxes			Source Code Total: 67.89	
07/07	Tax Distribution	0	29.28	C
07/12	Tax Distribution	0	5.92	C
07/22	Tax Distribution	0	32.69	C
12100.2018 2018 Personal Property Taxes			Source Code Total: 579.66	
07/06	Tax Distribution	0	300.49	C
07/07	Tax Distribution	0	29.28	C
07/13	Tax Distribution	0	78.03	C
07/16	Tax Distribution	0	102.14	C
07/22	Tax Distribution	0	69.72	C
12100.2019 2019 Personal Property Taxes			Source Code Total: 638.91	
07/07	Tax Distribution	0	30.69	C
07/12	Tax Distribution	0	23.24	C
07/13	Tax Distribution	0	287.77	C
07/15	Tax Distribution	0	140.40	C
07/16	Tax Distribution	0	100.54	C
07/19	Tax Distribution	0	15.56	C
07/22	Tax Distribution	0	31.45	C
07/28	Tax Distribution	0	9.26	C
12100.2020 2020 Personal Property Taxes			Source Code Total: 3,548.15	
07/01	Tax Distribution	0	837.36	C
07/01	Tax Distribution	0	20.25	C
07/02	Tax Distribution	0	25.14	C
07/06	Tax Distribution	0	97.77	C
07/06	Tax Distribution	0	31.65	C
07/06	Tax Distribution	0	61.68	C
07/07	Tax Distribution	0	46.01	C
07/07	Tax Distribution	0	28.70	C
07/08	Tax Distribution	0	27.76	C
07/08	Tax Distribution	0	54.38	C
07/08	Tax Distribution	0	220.33	C
07/09	Tax Distribution	0	21.96	C
07/12	Tax Distribution	0	203.03	C
07/12	Tax Distribution	0	8.00	C
07/13	Tax Distribution	0	85.00	C
07/14	Tax Distribution	0	273.00	C



Yavapai County Treasurer

Monthly Statement

Date Range: 7/1/2021 to 7/31/2021

07/15	Tax Distribution	0	76.45	C
07/15	Tax Distribution	0	16.91	C
07/15	Tax Distribution	0	79.80	C
07/16	Tax Distribution	0	557.51	C
07/16	Tax Distribution	0	98.93	C
07/19	Tax Distribution	0	117.81	C
07/19	Tax Distribution	0	5.43	C
07/21	Tax Distribution	0	(188.77)	C
07/21	Tax Distribution	0	30.81	C
07/22	Tax Distribution	0	31.45	C
07/23	Tax Distribution	0	252.00	C
07/28	Tax Distribution	0	16.63	C
07/28	Tax Distribution	0	219.17	C
07/29	Tax Distribution	0	188.77	C
07/29	Tax Distribution	0	3.23	C
37150.0 FDAT Distributions			Source Code Total: 1,870.74	
07/01	Fire Dist Assistance Tax 0.144320	0	194.87	C
07/02	Fire Dist Assistance Tax 0.144320	0	176.94	C
07/06	Fire Dist Assistance Tax 0.144320	0	280.33	C
07/07	Fire Dist Assistance Tax 0.144320	0	133.23	C
07/08	Fire Dist Assistance Tax 0.144320	0	57.02	C
07/09	Fire Dist Assistance Tax 0.144320	0	157.43	C
07/12	Fire Dist Assistance Tax 0.144320	0	153.48	C
07/13	Fire Dist Assistance Tax 0.144320	0	72.63	C
07/14	Fire Dist Assistance Tax 0.144320	0	74.47	C
07/15	Fire Dist Assistance Tax 0.144320	0	53.38	C
07/16	Fire Dist Assistance Tax 0.144320	0	55.51	C
07/19	Fire Dist Assistance Tax 0.144320	0	78.28	C
07/20	Fire Dist Assistance Tax 0.144320	0	49.80	C
07/21	Fire Dist Assistance Tax 0.144320	0	50.23	C
07/22	Fire Dist Assistance Tax 0.144320	0	21.39	C
07/23	Fire Dist Assistance Tax 0.144320	0	28.92	C
07/26	Fire Dist Assistance Tax 0.144320	0	48.63	C
07/27	Fire Dist Assistance Tax 0.144320	0	50.65	C
07/28	Fire Dist Assistance Tax 0.144320	0	36.88	C
07/29	Fire Dist Assistance Tax 0.144320	0	64.34	C
07/30	Fire Dist Assistance Tax 0.144320	0	32.33	C
38109.0 Interest on Investments St Treas			Source Code Total: 1.96	
07/29	Investment Interest	0	1.96	C
38113.0 Interest on Investments-Wells Fargo			Source Code Total: 45.52	
07/29	Investment Interest	0	13.53	C
07/29	Investment Interest	0	.02	C
07/29	Investment Interest	0	3.54	C



Yavapai County Treasurer

Monthly Statement

Date Range: 7/1/2021 to 7/31/2021

07/29	Investment Interest	0	.06	C
07/29	Investment Interest	0	28.37	C
91702.0 Transfer out			Source Code Total: (95,111.94)	
07/21	Transfer Request per kb	0	(95,111.94)	D
6065540000 Chino Valley Fire Dist GF			Ending Balance: 137,820.46	

Chino Valley Fire District
Bank Reconciliation Summary
For the Bank Statement ending: 7/31/2021

BANK CONTROL ID: GEN - GENERAL FUND		DESC: GENERAL FUND	ACCOUNT NO: 000000000000000
	Beginning Balance:	07/01/21	\$204,031.21
	Deposits and Credits:		\$28,901.19
	Checks and Charges:		(\$95,111.94)
	Adjustments:		\$0.00
	Ending Balance Per Reconciliation:		\$137,820.46
	Ending Balance Per Bank Statement:	07/31/21	\$137,820.46
	* Outstanding Deposits and Credits:	07/31/21	\$0.00
	* Outstanding Checks and Charges:	07/31/21	(\$292.50)
	Ending Book Balance:	07/31/21	\$137,527.96

* Outstanding amounts are all outstanding credits and charges dated prior or equal to the Reconciliation date.

Chino Valley Fire District
BR Checks and Charges Cleared
For the Bank Statement ending: 7/31/21

GEN		General Fund		General Fund		0000000000000000
Date	Document	Description	Module	Company	Amount	
07/31/21	Cash With Yav Cty	Fire Authority Funding July 20	GL	CHINOV	\$95,111.94	
TOTAL CHECKS AND CHARGES CLEARED:					\$95,111.94	

Chino Valley Fire District
BR Checks and Charges Outstanding
For the Bank Statement ending: 7/31/21

GEN		General Fund		General Fund		0000000000000000
Date	Document	Description	Module	Company	Amount	
07/12/21	706550031	Nicolas J. Cornelius	AP	CHINOV	\$292.50	
TOTAL CHECKS AND CHARGES OUTSTANDING:					\$292.50	

Chino Valley Fire District
BR Deposits and Credits Cleared
For the Bank Statement ending: 7/31/21

GEN		General Fund			0000000000000000
Date	Document	Description	Module	Company	Amount
07/31/21	Cash With Yav Cty	GF Tax and Interest Revenue Ju	GL	CHINOV	\$28,901.19
TOTAL DEPOSITS AND CREDITS CLEARED:					\$28,901.19

Chino Valley Fire District
BR Deposits and Credits Outstanding
For the Bank Statement ending:

Date	Document	Description	Module	Company	Amount
------	----------	-------------	--------	---------	--------

TOTAL DEPOSITS AND CREDITS OUTSTANDING:

Chino Valley Fire District
Bank Reconciliation Register

Document Number	Date	BR Status	Void?	Description	Date Cleared	Amount
-----------------	------	-----------	-------	-------------	--------------	--------

MODULE: CHECKS FROM ACCOUNTS PAYABLE

BANK CONTROL ID: GEN - GENERAL FUND						
706550031	07/12/21	Retrieved	No	Nicolas J. Cornelius		\$292.50
					SUB TOTAL FOR BANK:	\$292.50
					TOTAL FOR MODULE:	\$292.50

MODULE: JOURNAL ENTRIES FROM GENERAL LEDGER

BANK CONTROL ID: GEN - GENERAL FUND						
Cash With Yav Cty	07/31/21	Marked	No	Fire Authority Funding July 20	08/12/21	\$95,111.94
Cash With Yav Cty	07/31/21	Marked	No	GF Tax and Interest Revenue Ju	08/12/21	\$28,901.19
					SUB TOTAL FOR BANK:	\$124,013.13
					TOTAL FOR MODULE:	\$124,013.13

Chino Valley Fire District
BR Adjustments Report
For the Bank Statement ending:

Date	Document	Description	GL Account	Offset Amt	Adj. Amt
------	----------	-------------	------------	------------	----------

DOCUMENT:

ADJUSTMENT DOCUMENT " TOTAL:

TOTAL FOR ALL ADJUSTMENTS:

8/12/21
4:06:24 PM

Chino Valley Fire District
Income Statement
(Original Budget to Actual Comparison)
For the period of 7/1/2021 Through 7/31/2021

Fund: (10) General Fund

	Account	Actual	Current Period Budget	Variance	%	Actual	Year To Date Budget	Variance	%
<u>Revenues</u>									
Real Estate Tax	10400000000	\$21,976.67	\$4,833,636.00	\$(4,811,659.33)	(99.5)%	\$4,376,809.17	\$4,833,636.00	\$(456,826.83)	(9.5)%
Personal Property Tax	10410000000	5,006.30	0.00	5,006.30	0.0	112,368.30	0.00	112,368.30	0.0
Fire District Assistance Tax	10420000000	1,870.74	400,000.00	(398,129.26)	(99.5)	399,847.76	400,000.00	(152.24)	0.0
Interest Income-General Fund	10490000000	47.48	0.00	47.48	0.0	1,295.44	0.00	1,295.44	0.0
Rebates/Refunds	10500000000	0.00	2,000.00	(2,000.00)	(100.0)	0.00	2,000.00	(2,000.00)	(100.0)
Misc. Revenues	10510000000	0.00	0.00	0.00	0.0	4.30	0.00	4.30	0.0
Net Revenues		\$28,901.19	\$5,235,636.00	\$(5,206,734.81)	(99.4)%	\$4,890,324.97	\$5,235,636.00	\$(345,311.03)	(6.6)%
<u>Program Expenses</u>									
Fire Authority Funding	10670010000	\$95,111.94	\$5,222,136.00	\$5,127,024.06	98.2%	\$4,933,890.67	\$5,222,136.00	\$288,245.33	5.5%
Total Program Expenses		\$95,111.94	\$5,222,136.00	\$5,127,024.06	98.2 %	\$4,933,890.67	\$5,222,136.00	\$288,245.33	5.5 %
<u>Fund Raising Expenses</u>									
Audit & Accounting	10640010000	\$0.00	\$7,500.00	\$7,500.00	100.0%	\$5,170.00	\$7,500.00	\$2,330.00	31.1%
Legal Services - Routine	10641010000	292.50	5,000.00	4,707.50	94.2	1,102.50	5,000.00	3,897.50	78.0
Fire Board Expenses	10644110000	0.00	1,000.00	1,000.00	100.0	636.80	1,000.00	363.20	36.3
Misc/Admin	10661010000	0.00	0.00	0.00	0.0	40.32	0.00	(40.32)	0.0
Contingency Expense - Current	10780130000	0.00	20,000.00	20,000.00	100.0	0.00	20,000.00	20,000.00	100.0
Total Fund Raising Expenses		\$292.50	\$33,500.00	\$33,207.50	99.1 %	\$6,949.62	\$33,500.00	\$26,550.38	79.3 %
Total Expenses		\$95,404.44	\$5,255,636.00	\$5,160,231.56	98.2%	\$4,940,840.29	\$5,255,636.00	\$314,795.71	6.0%
Net Income (Loss)		\$(66,503.25)	\$(20,000.00)	\$(46,503.25)	(232.5)%	\$(50,515.32)	\$(20,000.00)	\$(30,515.32)	(152.6)%

8/12/21
4:06:28 PM

Chino Valley Fire District

Balance Sheet

As of 7/31/2021

Fund: (10) General Fund

Assets

Current Assets

Cash with Yavapai County	\$137,527.96	
Taxes Receivable	124,421.50	
Total Current Assets		\$261,949.46
Total Assets		\$261,949.46

Liabilities and Net Assets

Current Liabilities

Accounts Payable	\$270.00	
Deferred Compensation (Prop Tax)	99,079.00	
CAFMA Accounts Payable	57,128.00	
Total Current Liabilities		\$156,477.00
Total Liabilities		\$156,477.00

Net Assets

Fund Balance	\$(3,943,030.55)	
Current Year Net Assets	(50,515.32)	
Total Net Assets		(3,993,545.87)
Total Liabilities and Net Assets		\$(3,837,068.87)

Chino Valley Fire District
GL Account Ledger - Detail By Period
7/1/2021 through 7/31/2021

Batch	Journal	Entry #	Date	Job	Document	Description	Debits	Credits	Balance
10.1100.0.0.000			CASH WITH YAVAPAI COUNTY						\$204,031.21
2190	CD	143784	07/12/21		706550031	Nicolas J. Cornelius - Cash Disbursement CORNIC	-	292.50	203,738.71
2191	GJ	143787	07/31/21		Cash With Yav Cty	Fire Authority Funding July 2021	-	95,111.94	108,626.77
2195	GJ	143794	07/31/21		Cash With Yav Cty	GF Tax and Interest Revenue July 2021	28,901.19	-	137,527.96
CASH WITH YAVAPAI COUNTY TOTALS:							\$28,901.19	\$95,404.44	\$137,527.96
TOTAL OF LEDGER:							\$28,901.19	\$95,404.44	\$137,527.96

Chino Valley Fire District
GL Trial Balance Worksheet
For The Period of 7/1/2021 through 7/31/2021

Account	Description	Balances				Adjustments
		Beginning	Debits	Credits	Ending	
10.1100.0.0.000	Cash with Yavapai County	\$204,031.21	\$28,901.19	\$95,404.44	\$137,527.96	
TOTALS:		<u>\$204,031.21</u>	<u>\$28,901.19</u>	<u>\$95,404.44</u>	<u>\$137,527.96</u>	

* Inactive accounts are marked and appear in grey.

CHINO VALLEY FIRE DISTRICT
BOND DEBT SERVICE ACCOUNT: 6-65640-7000
BANK RECONCILIATION JULY 2021

Reconciliation:

Beginning Balance (CVFD):	\$	66,685.44
Deposits:	\$	2,481.55
Principal Payments:	\$	-
Interest Income:	\$	53.21
Interest Payments:	\$	-
Interest Paid on Tax Roll Corrections:	\$	-
Ending Balance:	\$	69,220.20

Difference Between Balances: \$ -

Bank Statement Balance:

Balance Per Bank:	\$	69,220.20
Outstanding Adjustments:	\$	-

Ending Balance: \$ 69,220.20

Deposits Per Bank Statement:

Fire District Deposits:	\$	-
Real Estate Taxes:	\$	2,006.31
Personal Property Taxes:	\$	475.24
Interest Revenue:	\$	53.21
Transfer In:	\$	-
Ending Balance:	\$	2,534.76

Reconciliation Approved By:

Scott Freitag

Scott Freitag, Fire Chief

Digitally signed by Scott Freitag
Date: 2021.08.17 13:17:42 -07'00'

Reconciliation Reviewed By:

Dave Tharp

David Tharp, Assistant Chief of Administration

Digitally signed by Dave Tharp
Date: 2021.08.17 06:05:05 -07'00'

Reconciliation Prepared By:

Karen Butler Mauldin

Karen Butler Mauldin, Finance Manager

Digitally signed by Karen Butler Mauldin
Date: 2021.08.12 19:10:32 -07'00'

CHINO VALLEY FIRE DISTRICT
BOND DEBT FUND - JULY, 2021

Real Estate Taxes:	\$	2,006.31
UPP Taxes:	\$	475.24
Interest Received:	\$	53.21
Other:	\$	

TOTAL:	\$	2,534.76
--------	----	----------



Yavapai County Treasurer

Monthly Statement

Date Range: 7/1/2021 to 7/31/2021

Chino Valley Fire Dist BDS
Fund: 6065640700



Yavapai County Treasurer

Monthly Statement

Date Range: 7/1/2021 to 7/31/2021

Account	Period	YTD		
6065640700	Chino Valley Fire Dist BDS			
Begin Balance:	66,685.44	66,685.44		
Income:	2,534.76 ✓	2,534.76		
LOC Advance:	.00	.00		
Expense:	.00	.00	LOC:	.00
LOC Payments:	.00	.00	Warrants Outstanding:	.00
Cash Balance:	69,220.20	69,220.20	End:	69,220.20

Monthly Statement Summary

Source Code	Description		MTDAmount	YTDAmount
6065640700	Chino Valley Fire Dist BDS	Beginning Balance:	66,685.44	66,685.44
11100.2019	2019 Real Estate Taxes		.93	.93
11100.2020	2020 Real Estate Taxes		2,005.38	2,005.38
12100.2015	2015 Personal Property Taxes		7.77	7.77
12100.2016	2016 Personal Property Taxes		10.12	10.12
12100.2017	2017 Personal Property Taxes		7.70	7.70
12100.2018	2018 Personal Property Taxes		62.18	62.18
12100.2019	2019 Personal Property Taxes		63.55	63.55
12100.2020	2020 Personal Property Taxes		323.92	323.92
38109.0	Interest on Investments St Treas		2.61	2.61
38113.0	Interest on Investments-Wells Fargo		50.60	50.60
	Ending Balance:		69,220.20	69,220.20

Monthly Statement Detail

Date	Notes	Doc #	Amount	C/D
6065640700	Chino Valley Fire Dist BDS		Beginning Balance: 66,685.44	
11100.2019	2019 Real Estate Taxes		Source Code Total: .93	
07/16	Tax Distribution	0	.93	C
11100.2020	2020 Real Estate Taxes		Source Code Total: 2,005.38	
07/01	Tax Distribution	0	96.39	C
07/01	Tax Distribution	0	113.25	C
07/01	Tax Distribution	0	36.86	C
07/02	Tax Distribution	0	48.37	C
07/06	Tax Distribution	0	76.19	C
07/06	Tax Distribution	0	282.63	C
07/06	Tax Distribution	0	9.80	C
07/07	Tax Distribution	0	60.92	C
07/07	Tax Distribution	0	21.49	C
07/08	Tax Distribution	0	109.91	C
07/08	Tax Distribution	0	12.67	C
07/09	Tax Distribution	0	77.11	C



Yavapai County Treasurer

Monthly Statement

Date Range: 7/1/2021 to 7/31/2021

07/09	Tax Distribution	0	44.02	C
07/12	Tax Distribution	0	(35.81)	C
07/12	Tax Distribution	0	99.25	C
07/12	Tax Distribution	0	63.67	C
07/12	Tax Distribution	0	65.33	C
07/13	Tax Distribution	0	6.00	C
07/13	Tax Distribution	0	18.43	C
07/13	Tax Distribution	0	9.97	C
07/14	Tax Distribution	0	.01	C
07/14	Tax Distribution	0	.32	C
07/14	Tax Distribution	0	13.97	C
07/15	Tax Distribution	0	77.85	C
07/15	Tax Distribution	0	22.05	C
07/16	Tax Distribution	0	100.72	C
07/16	Tax Distribution	0	3.92	C
07/19	Tax Distribution	0	8.50	C
07/19	Tax Distribution	0	11.25	C
07/19	Tax Distribution	0	6.55	C
07/20	Tax Distribution	0	21.51	C
07/21	Tax Distribution	0	17.84	C
07/22	Tax Distribution	0	16.46	C
07/22	Tax Distribution	0	9.25	C
07/22	Tax Distribution	0	42.29	C
07/23	Tax Distribution	0	6.07	C
07/26	Tax Distribution	0	4.53	C
07/26	Tax Distribution	0	82.27	C
07/27	Tax Distribution	0	(35.81)	C
07/27	Tax Distribution	0	15.02	C
07/27	Tax Distribution	0	209.45	C
07/28	Tax Distribution	0	17.38	C
07/28	Tax Distribution	0	.57	C
07/29	Tax Distribution	0	7.32	C
07/29	Tax Distribution	0	2.60	C
07/30	Tax Distribution	0	127.04	C
12100.2015 2015 Personal Property Taxes			Source Code Total: 7.77	
07/07	Tax Distribution	0	3.56	C
07/22	Tax Distribution	0	4.21	C
12100.2016 2016 Personal Property Taxes			Source Code Total: 10.12	
07/07	Tax Distribution	0	3.34	C
07/12	Tax Distribution	0	2.94	C
07/22	Tax Distribution	0	3.84	C
12100.2017 2017 Personal Property Taxes			Source Code Total: 7.70	
07/07	Tax Distribution	0	3.32	C



Yavapai County Treasurer

Monthly Statement

Date Range: 7/1/2021 to 7/31/2021

07/12	Tax Distribution	0	.67	C
07/22	Tax Distribution	0	3.71	C
12100.2018 2018 Personal Property Taxes			Source Code Total: 62.18	
07/06	Tax Distribution	0	32.23	C
07/07	Tax Distribution	0	3.14	C
07/13	Tax Distribution	0	8.37	C
07/16	Tax Distribution	0	10.96	C
07/22	Tax Distribution	0	7.48	C
12100.2019 2019 Personal Property Taxes			Source Code Total: 63.55	
07/07	Tax Distribution	0	3.05	C
07/12	Tax Distribution	0	2.31	C
07/13	Tax Distribution	0	28.63	C
07/15	Tax Distribution	0	13.96	C
07/16	Tax Distribution	0	10.00	C
07/19	Tax Distribution	0	1.55	C
07/22	Tax Distribution	0	3.13	C
07/28	Tax Distribution	0	.92	C
12100.2020 2020 Personal Property Taxes			Source Code Total: 323.92	
07/01	Tax Distribution	0	76.44	C
07/01	Tax Distribution	0	1.85	C
07/02	Tax Distribution	0	2.30	C
07/06	Tax Distribution	0	8.93	C
07/06	Tax Distribution	0	2.89	C
07/06	Tax Distribution	0	5.63	C
07/07	Tax Distribution	0	4.20	C
07/07	Tax Distribution	0	2.62	C
07/08	Tax Distribution	0	2.54	C
07/08	Tax Distribution	0	4.97	C
07/08	Tax Distribution	0	20.11	C
07/09	Tax Distribution	0	2.01	C
07/12	Tax Distribution	0	18.53	C
07/12	Tax Distribution	0	.73	C
07/13	Tax Distribution	0	7.75	C
07/14	Tax Distribution	0	24.92	C
07/15	Tax Distribution	0	6.98	C
07/15	Tax Distribution	0	1.55	C
07/15	Tax Distribution	0	7.29	C
07/16	Tax Distribution	0	50.89	C
07/16	Tax Distribution	0	9.03	C
07/19	Tax Distribution	0	10.76	C
07/19	Tax Distribution	0	.50	C
07/21	Tax Distribution	0	(17.23)	C
07/21	Tax Distribution	0	2.81	C



Yavapai County Treasurer

Monthly Statement

Date Range: 7/1/2021 to 7/31/2021

07/22	Tax Distribution	0	2.87	C
07/23	Tax Distribution	0	23.00	C
07/28	Tax Distribution	0	1.51	C
07/28	Tax Distribution	0	20.01	C
07/29	Tax Distribution	0	17.23	C
07/29	Tax Distribution	0	.30	C
38109.0 Interest on Investments St Treas			Source Code Total: 2.61	
07/29	Investment Interest	0	2.61	C
38113.0 Interest on Investments-Wells Fargo			Source Code Total: 50.60	
07/29	Investment Interest	0	.03	C
07/29	Investment Interest	0	1.78	C
07/29	Investment Interest	0	.03	C
07/29	Investment Interest	0	38.75	C
07/29	Investment Interest	0	10.01	C
6065640700 Chino Valley Fire Dist BDS			Ending Balance: 69,220.20	

Chino Valley Fire District
Bank Reconciliation Summary
For the Bank Statement ending: 7/31/2021

BANK CONTROL ID: BDS - YAVAPAI COUNTY TREASURER		DESC: BOND DEBT SERVICE	ACCOUNT NO: 6-65640-7000
Beginning Balance:	07/01/21		\$66,685.44
Deposits and Credits:			\$2,534.76
Checks and Charges:			\$0.00
Adjustments:			\$0.00
Ending Balance Per Reconciliation:			\$69,220.20
Ending Balance Per Bank Statement:	07/31/21		\$69,220.20
* Outstanding Deposits and Credits:	07/31/21		\$0.00
* Outstanding Checks and Charges:	07/31/21		\$0.00
Ending Book Balance:			\$69,220.20

* Outstanding amounts are all outstanding credits and charges dated prior or equal to the Reconciliation date.

Chino Valley Fire District
BR Checks and Charges Cleared
For the Bank Statement ending:

Date	Document	Description	Module	Company	Amount
------	----------	-------------	--------	---------	--------

TOTAL CHECKS AND CHARGES CLEARED:

Chino Valley Fire District
BR Checks and Charges Outstanding
For the Bank Statement ending:

<u>Date</u>	<u>Document</u>	<u>Description</u>	<u>Module</u>	<u>Company</u>	<u>Amount</u>
-------------	-----------------	--------------------	---------------	----------------	---------------

TOTAL CHECKS AND CHARGES OUTSTANDING:

Chino Valley Fire District
BR Deposits and Credits Cleared
For the Bank Statement ending: 7/31/21

BDS	Yavapai County Treasurer	Bond Debt Service	6-65640-7000
-----	--------------------------	-------------------	--------------

Date	Document	Description	Module	Company	Amount
07/31/21	Cash With Yav Cty	BDS Tax and Interest Revenue J	GL	CHINOV	\$2,534.76
TOTAL DEPOSITS AND CREDITS CLEARED:					\$2,534.76

Chino Valley Fire District
BR Deposits and Credits Outstanding
For the Bank Statement ending:

Date	Document	Description	Module	Company	Amount
------	----------	-------------	--------	---------	--------

TOTAL DEPOSITS AND CREDITS OUTSTANDING:

Chino Valley Fire District
Bank Reconciliation Register

Document Number	Date	BR Status	Void?	Description	Date Cleared	Amount
-----------------	------	-----------	-------	-------------	--------------	--------

MODULE: JOURNAL ENTRIES FROM GENERAL LEDGER

BANK CONTROL ID: BDS - YAVAPAI COUNTY TREASURER

Cash With Yav Cty	07/31/21	Marked	No	BDS Tax and Interest Revenue J	08/12/21	\$2,534.76
-------------------	----------	--------	----	--------------------------------	----------	------------

SUB TOTAL FOR BANK: \$2,534.76

TOTAL FOR MODULE: \$2,534.76

Chino Valley Fire District
BR Adjustments Report
For the Bank Statement ending:

Date	Document	Description	GL Account	Offset Amt	Adj. Amt
------	----------	-------------	------------	------------	----------

DOCUMENT:

ADJUSTMENT DOCUMENT " TOTAL:

TOTAL FOR ALL ADJUSTMENTS:

8/12/21
7:01:45 PM

Chino Valley Fire District
Income Statement
(Original Budget to Actual Comparison)
For the period of 7/1/2021 Through 7/31/2021

Fund: (40) Bond Service Fund

	Account	Actual	Current Period Budget	Variance	%	Actual	Year To Date Budget	Variance	%
<u>Revenues</u>									
Real Estate Tax	40420000002	\$2,006.31	\$0.00	\$2,006.31	0.0%	\$400,131.20	\$0.00	\$400,131.20	0.0%
Personal Tax Revenue	40420500000	475.24	0.00	475.24	0.0	10,425.38	0.00	10,425.38	0.0
Net Revenues		\$2,481.55	\$0.00	\$2,481.55	0.0 %	\$410,556.58	\$0.00	\$410,556.58	0.0 %
Income (Loss) from Operations		\$2,481.55	\$0.00	\$2,481.55	0.0%	\$410,556.58	\$0.00	\$410,556.58	0.0%
<u>Other Income (Expense)</u>									
Bond Debt Service Interest Revenue	40430000000	\$53.21	\$0.00	\$53.21	0.0%	\$960.79	\$0.00	\$960.79	0.0%
Bond Debt Service Principle Payment	40600000000	0.00	0.00	0.00	0.0	(345,000.00)	0.00	(345,000.00)	0.0
Bond Debt Service Interest Expense	40610000000	0.00	0.00	0.00	0.0	(102,559.00)	0.00	(102,559.00)	0.0
Total Other Income (Expense)		\$53.21	\$0.00	\$53.21	0.0 %	\$(446,598.21)	\$0.00	\$(446,598.21)	0.0 %
Net Income (Loss)		\$2,534.76	\$0.00	\$2,534.76	0.0%	\$(36,041.63)	\$0.00	\$(36,041.63)	0.0%

8/12/21
7:01:47 PM

Chino Valley Fire District

Balance Sheet

As of 7/31/2021

Fund: (40) Bond Service Fund

Account: (1105) Not Defined

Assets

Current Assets

Bond Debt Service	\$69,220.20	
Total Current Assets		\$69,220.20
Total Assets		\$69,220.20
Total Liabilities and Net Assets		\$0.00

Chino Valley Fire District
GL Account Ledger - Detail By Period
7/1/2021 through 7/31/2021

Batch	Journal	Entry #	Date	Job	Document	Description	Debits	Credits	Balance
40.1105.0.0.000						BOND DEBT SERVICE			\$66,685.44
2196	GJ	143799	07/31/21		Cash With Yav Cty	BDS Tax and Interest Revenue July 2021	2,534.76	-	69,220.20
BOND DEBT SERVICE TOTALS:							<u>\$2,534.76</u>	<u>\$0.00</u>	<u>\$69,220.20</u>
TOTAL OF LEDGER:							<u>\$2,534.76</u>	<u>\$0.00</u>	<u>\$69,220.20</u>

Chino Valley Fire District
GL Trial Balance Worksheet
For The Period of 7/1/2021 through 7/31/2021

Account	Description	Balances				Adjustments
		Beginning	Debits	Credits	Ending	
40.1105.0.0.000	Bond Debt Service	\$66,685.44	\$2,534.76	\$0.00	\$69,220.20	
TOTALS:		<u>\$66,685.44</u>	<u>\$2,534.76</u>	<u>\$0.00</u>	<u>\$69,220.20</u>	

* Inactive accounts are marked and appear in grey.

CHINO VALLEY FIRE DISTRICT
GENERAL FUND - CHECK RECONCILIATION AUGUST 2021

Reconciliation:	
Beginning Balance:	\$ 137,527.96
Deposits:	\$ 12,872.38
Transfer Out - Fire Authority:	\$ (28,901.19)
Interest Paid on Tax Roll Correct:	\$ (0.10)
Adjustment:	\$ -
Reversing Entry:	\$ -
Disbursements:	\$ (251.06)
Ending Balance:	\$ 121,247.99

Difference Between Balances: \$ -

Bank Statement Balance:	
Balance Per Bank:	\$ 121,247.99
Outstanding Checks:	\$ -
Outstanding Deposits:	\$ -
Reversing Entry:	\$ -
Ending Balance:	\$ 121,247.99

G/L Ending Balance: \$ 121,247.99

\$ 121,247.99

Deposits Per Bank Statement:	
Real Estate Taxes:	\$ 8,589.93
Personal Property Taxes:	\$ 2,667.48
Fire District Assistance Tax:	\$ 1,498.21
Fire District Deposit:	\$ -
Transfer Out-Fire Authority:	\$ 28,901.19
ADOT & Fish and Game In Lieu:	\$ -
Interest Paid - Tax Roll Corrections	\$ 0.10
Adjustment:	\$ -
Interest Income:	\$ 116.76
Adjustments: Warrants Issued	\$ 251.06
Ending Balance:	\$ 42,024.73

Bank Reconciliation Register:	
Checks From Accounts Payable:	\$ 251.06
Total Checks:	\$ 251.06
Deposits From Accounts Receivable:	\$ -
Journal Entries From General Ledger:	\$ 41,773.67
Ending Balance:	\$ 42,024.73

Reconciliation Approved By:

Scott Freitag

Scott Freitag, Fire Chief

Digitally signed by Scott Freitag
Date: 2021.09.15 11:33:51 -07'00'

Reconciliation Reviewed By:

Dave Tharp

David Tharp, Assistant Chief of Administration

Digitally signed by Dave Tharp
Date: 2021.09.15 10:14:53 -07'00'

Reconciliation Prepared By:

Karen Butler Mauldin

Karen Butler Mauldin, Finance Manager

Digitally signed by Karen Butler Mauldin
Date: 2021.09.14 15:24:21 -07'00'

CHINO VALLEY FIRE DISTRICT
General Fund Tax Collection Information

Total Levy Month	FY 16-17 \$3,547,699 Collected	FY 17-18 \$3,707,996 Collected	FY 18-19 \$3,926,501 Collected	FY 19-20 \$4,190,442 Collected	FY 20-21 \$4,497,237 Collected	FY 21-22 \$4,833,636 Collected
July	\$10,160	\$24,936	\$21,890	\$14,597	\$42,316	\$26,983
%	0.286%	0.672%	0.557%	0.348%	0.941%	0.558%
% To Date	0.2864%	0.6725%	0.5575%	0.3483%	0.9409%	0.5582%
August	\$18,803	\$10,622	\$12,226	\$10,746	\$15,526	\$11,257
%	0.530%	0.286%	0.311%	0.256%	0.345%	0.233%
% To Date	0.8164%	0.9590%	0.8688%	0.6048%	1.2862%	0.7911%
September	\$182,315	\$178,141	\$25,209	\$30,894	\$8,143	\$0
%	5.139%	4.804%	0.642%	0.737%	0.181%	0.000%
% To Date	5.9553%	5.7632%	1.5109%	1.3420%	1.4673%	0.7911%
October	\$834,512	\$1,503,325	\$1,610,381	\$1,807,742	\$1,780,309	\$0
%	23.523%	40.543%	41.013%	43.140%	39.587%	0.000%
% To Date	29.4779%	46.3060%	42.5240%	44.4817%	41.0540%	0.7911%
November	\$866,615	\$290,266	\$498,787	\$373,908	\$508,805	\$0
%	24.428%	7.828%	12.703%	8.923%	11.314%	0.000%
% To Date	53.9055%	54.1341%	55.2271%	53.4046%	52.3677%	0.7911%
December	\$227,672	\$223,661	\$236,727	\$286,760	\$399,155	\$0
%	6.4175%	6.0319%	6.0289%	6.8432%	8.8756%	0.0000%
% To Date	60.3229%	60.1659%	61.2560%	60.2478%	61.2433%	0.7911%
January	\$89,048	\$153,278	\$117,994	\$115,429	\$118,322	\$0
%	2.5100%	4.1337%	3.0051%	2.7546%	2.6310%	0.0000%
% To Date	62.8330%	64.2997%	64.2611%	63.0023%	63.8742%	0.7911%
February	\$94,094	\$95,262	\$54,476	\$104,991	\$88,422	\$0
%	2.6523%	2.5691%	1.3874%	2.5055%	1.9661%	0.0000%
% To Date	65.4852%	66.8688%	65.6485%	65.5078%	65.8404%	0.7911%
March	\$141,015	\$127,298	\$138,910	\$142,182	\$143,500	\$0
%	3.9748%	3.4331%	3.5377%	3.3930%	3.1908%	0.0000%
% To Date	69.4600%	70.3018%	69.1863%	68.9008%	69.0312%	0.7911%
April	\$821,855	\$794,289	\$955,634	\$983,917	\$1,082,230	\$0
%	23.1659%	21.4210%	24.3380%	23.4800%	24.0643%	0.0000%
% To Date	92.6259%	91.7228%	93.5243%	92.3809%	93.0956%	0.7911%
May	\$195,151	\$238,700	\$189,925	\$206,496	\$202,990	\$0
%	5.5008%	6.4374%	4.8370%	4.9278%	4.5137%	0.0000%
% To Date	98.1267%	98.1602%	98.3613%	97.3086%	97.6092%	0.7911%
June	\$66,097	\$80,520	\$84,895	\$49,679	\$87,815	\$0
%	1.8631%	2.1715%	2.1621%	1.1855%	1.9527%	0.0000%
% To Date	99.9898%	100.3318%	100.5234%	98.4942%	99.5619%	0.7911%
TOTALS	\$3,547,337	\$3,720,297	\$3,947,053	\$4,127,341	\$4,477,533	\$38,240
Delinquency	0.0102%	-0.3318%	-0.5234%	1.5058%	0.4381%	99.2089%

CHINO VALLEY FIRE DISTRICT
FDAT Collection Information

Total Levy Month	FY 16-17 \$313,900 Collected	FY 17-18 \$333,290 Collected	FY 18-19 \$333,290 Collected	FY 19-20 \$366,547 Collected	FY 20-21 \$400,000 Collected	FY 21-22 \$400,000 Collected
July	\$1,423	\$1,630	\$1,238	\$1,475	\$2,769	\$1,871
%	0.453%	0.489%	0.371%	0.403%	0.692%	0.468%
% To Date	0.4533%	0.4891%	0.3715%	0.4025%	0.6923%	0.4677%
August	\$661	\$554	\$707	\$653	\$662	\$1,498
%	0.211%	0.166%	0.212%	0.178%	0.166%	0.375%
% To Date	0.6638%	0.6553%	0.5835%	0.5806%	0.8579%	0.8422%
September	\$8,777	\$12,654	\$3,182	\$1,853	\$879	\$0
%	2.796%	3.797%	0.955%	0.505%	0.220%	0.000%
% To Date	3.4600%	4.4520%	1.5382%	1.0861%	1.0777%	0.8422%
October	\$86,411	\$93,081	\$139,813	\$107,270	\$160,480	\$0
%	27.528%	27.928%	41.949%	29.265%	40.120%	0.000%
% To Date	30.9881%	32.3799%	43.4877%	30.3510%	41.1979%	0.8422%
November	\$75,219	\$74,651	\$59,861	\$30,666	\$48,339	\$0
%	23.9628%	22.3983%	17.9606%	8.3663%	12.0848%	0.0000%
% To Date	54.9510%	54.7782%	61.4483%	38.7172%	53.2826%	0.8422%
December	\$24,923	\$21,663	\$25,413	\$112,035	\$39,219	\$0
%	7.9398%	6.4997%	7.6250%	30.5650%	9.8048%	0.0000%
% To Date	62.8907%	61.2779%	69.0733%	69.2822%	63.0874%	0.8422%
January	\$11,762	\$16,138	\$11,149	\$11,446	\$12,625	\$0
%	3.7471%	4.8420%	3.3450%	3.1227%	3.1562%	0.0000%
% To Date	66.6378%	66.1199%	72.4183%	72.4049%	66.2436%	0.8422%
February	\$8,291	\$8,056	\$7,409	\$10,419	\$6,657	\$0
%	2.641%	2.417%	2.223%	2.842%	1.664%	0.000%
% To Date	69.2790%	68.5368%	74.6413%	75.2473%	67.9079%	0.8422%
March	\$12,638	\$12,174	\$13,713	\$13,361	\$10,897	\$0
%	4.0263%	3.6528%	4.1143%	3.6452%	2.7242%	0.0000%
% To Date	73.3052%	72.1897%	78.7556%	78.8925%	70.6320%	0.8422%
April	\$62,586	\$63,209	\$79,859	\$85,315	\$88,842	\$0
%	19.9382%	18.9651%	23.9607%	23.2754%	22.2104%	0.0000%
% To Date	93.2434%	91.1548%	102.7164%	102.1679%	92.8424%	0.8422%
May	\$23,662	\$23,731	\$18,881	\$21,832	\$19,620	\$0
%	7.5381%	7.1201%	5.6650%	5.9561%	4.9050%	0.0000%
% To Date	100.7815%	98.2749%	108.3813%	108.1240%	97.7475%	0.8422%
June	\$4,682	\$5,094	\$5,726	\$4,474	\$6,987	\$0
%	1.4917%	1.5285%	1.7181%	1.2206%	1.7468%	0.0000%
% To Date	102.2732%	99.8034%	110.0995%	109.3446%	99.4943%	0.8422%
TOTALS	\$321,035	\$332,635	\$366,951	\$400,799	\$397,977	\$3,369
Delinquency	-2.2732%	0.1966%	-10.0995%	-9.3446%	0.5057%	99.1578%
	100.0000%	100.0000%	100.0000%	100.0000%	100.0000%	100.0000%

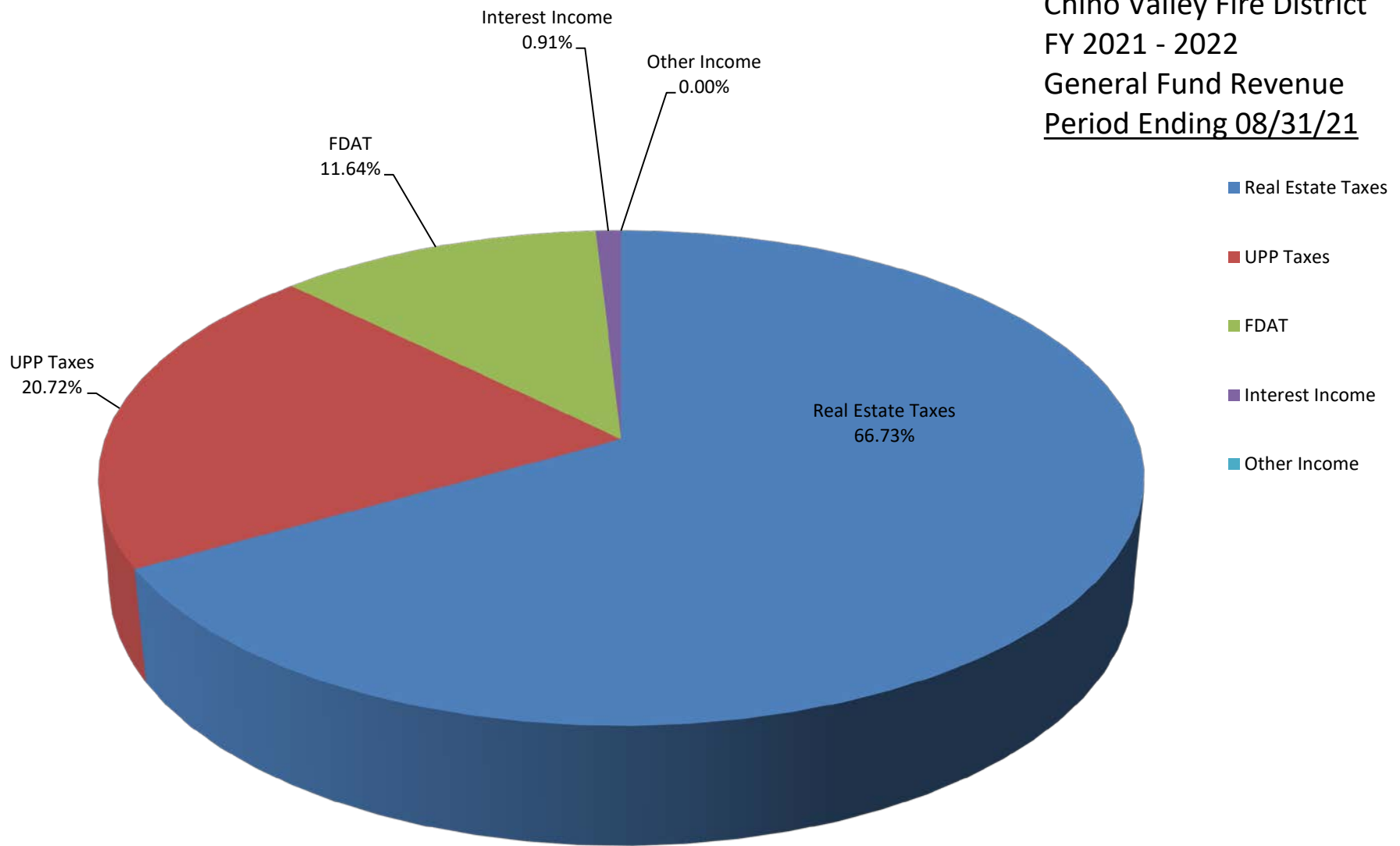
2021 - 2022 Cash Flow by Month : AUGUST

[illegible]

**CHINO VALLEY FIRE DISTRICT
REVENUE GRAPH DATA**

	Revenue	Budget	%
Real Estate Taxes	\$ 8,590	\$ 4,833,636	66.73
UPP Taxes	\$ 2,667	\$ -	20.72
FDAT	\$ 1,498	\$ 400,000	11.64
Interest Income	\$ 117	\$ -	0.91
Other Income	\$ -	\$ 2,000	0.00
TOTALS:	\$ 12,872	\$ 5,235,636	100.00

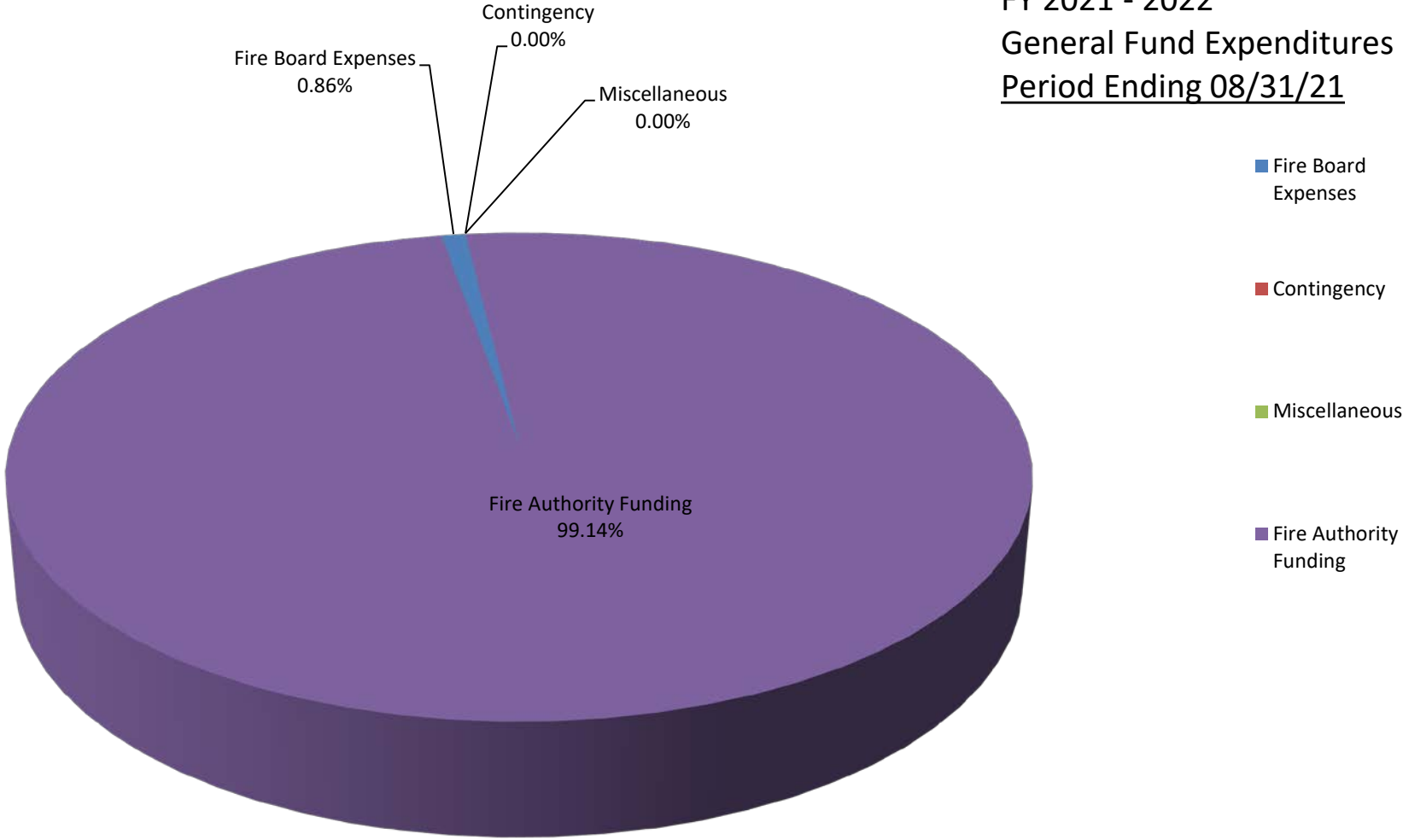
Chino Valley Fire District
FY 2021 - 2022
General Fund Revenue
Period Ending 08/31/21



**CHINO VALLEY FIRE DISTRICT
EXPENSE GRAPH DATA**

Revenue		Budget	%
Fire Board Expenses	\$ 251	\$ 13,500	0.86
Contingency	\$ -	\$ 20,000	-
Miscellaneous	\$ 0	\$ -	0.00
Fire Authority Funding	\$ 28,901	\$ 5,222,136	99.14
TOTALS:	\$ 29,152	\$ 5,255,636	100.00

Chino Valley Fire District
FY 2021 - 2022
General Fund Expenditures
Period Ending 08/31/21



CHINO VALLEY FIRE DISTRICT
GENERAL FUND - AUGUST, 2021

Real Estate Taxes:	\$	8,589.93
UPP Taxes:	\$	2,667.48
FDAT:	\$	1,498.21
Interest Received:	\$	116.76
Other:	\$	-

TOTAL:	\$	12,872.38
--------	----	-----------

Transferred to CAFMA:	\$	28,901.19
-----------------------	----	-----------



Yavapai County Treasurer

Monthly Statement

Date Range: 8/1/2021 to 8/31/2021

Chino Valley Fire Dist GF
Fund: 6065540000



Yavapai County Treasurer

Monthly Statement

Date Range: 8/1/2021 to 8/31/2021

Account	Period	YTD		
6065540000	Chino Valley Fire Dist GF			
Begin Balance:	137,820.46	204,031.21		
Income:	12,872.38	41,773.57		
LOC Advance:	.00	.00		
Expense:	(29,444.85)	(124,556.79)	LOC:	.00
LOC Payments:	.00	.00	Warrants Outstanding:	.00
Cash Balance:	121,247.99	121,247.99	End:	121,247.99

Monthly Statement Summary

Source Code	Description		MTDAmount	YTDAmount
6065540000	Chino Valley Fire Dist GF	Beginning Balance:	137,820.46	204,031.21
11100.2019	2019 Real Estate Taxes		.00	9.33
11100.2020	2020 Real Estate Taxes		8,589.93	30,557.27
12100.2005	2005 Personal Property Taxes		.00	4.44
12100.2006	2006 Personal Property Taxes		.00	19.69
12100.2015	2015 Personal Property Taxes		.00	61.45
12100.2016	2016 Personal Property Taxes		.00	86.11
12100.2017	2017 Personal Property Taxes		.00	67.89
12100.2018	2018 Personal Property Taxes		76.37	656.03
12100.2019	2019 Personal Property Taxes		401.40	1,040.31
12100.2020	2020 Personal Property Taxes		2,189.71	5,737.86
37150.0	FDAT Distributions		1,498.21	3,368.95
38109.0	Interest on Investments St Treas		130.26	132.22
38113.0	Interest on Investments-Wells Fargo		(13.50)	32.02
90002.0	Interest Pd on Tax Roll Corrections		(.10)	(.10)
91032.0	Warrants Redeemed		(543.56)	(543.56)
91702.0	Transfer out		(28,901.19)	(124,013.13)
		Ending Balance:	121,247.99	121,247.99

Monthly Statement Detail

Date	Notes	Doc #	Amount	C/D
6065540000	Chino Valley Fire Dist GF		Beginning Balance: 137,820.46	
11100.2020	2020 Real Estate Taxes		Source Code Total: 8,589.93	
08/02	Tax Distribution	0	242.70	C
08/02	Tax Distribution	0	2,599.75	C
08/03	Tax Distribution	0	120.31	C
08/03	Tax Distribution	0	319.01	C
08/04	Tax Distribution	0	2.87	C
08/05	Tax Distribution	0	54.45	C
08/05	Tax Distribution	0	22.39	C
08/06	Tax Distribution	0	79.23	C



Yavapai County Treasurer

Monthly Statement

Date Range: 8/1/2021 to 8/31/2021

08/09	Tax Distribution	0	392.23	C
08/09	Tax Distribution	0	245.85	C
08/10	Tax Distribution	0	24.91	C
08/11	Tax Distribution	0	103.02	C
08/12	Tax Distribution	0	23.28	C
08/13	Tax Distribution	0	186.74	C
08/16	Tax Distribution	0	207.36	C
08/17	Tax Distribution	0	.03	C
08/18	Tax Distribution	0	.16	C
08/18	Tax Distribution	0	334.35	C
08/19	Tax Distribution	0	95.02	C
08/19	Tax Distribution	0	234.74	C
08/20	Tax Distribution	0	178.16	C
08/23	Tax Distribution	0	435.62	C
08/23	Tax Distribution	0	1.32	C
08/27	Tax Distribution	0	1,746.05	C
08/30	Tax Distribution	0	161.82	C
08/30	Tax Distribution	0	494.86	C
08/30	Tax Distribution	0	94.58	C
08/31	Tax Distribution	0	(1.85)	C
08/31	Tax Distribution	0	190.97	C
12100.2018 2018 Personal Property Taxes			Source Code Total: 76.37	
08/20	Tax Distribution	0	76.37	C
12100.2019 2019 Personal Property Taxes			Source Code Total: 401.40	
08/20	Tax Distribution	0	74.96	C
08/26	Tax Distribution	0	80.78	C
08/30	Tax Distribution	0	245.66	C
12100.2020 2020 Personal Property Taxes			Source Code Total: 2,189.71	
08/02	Tax Distribution	0	129.97	C
08/03	Tax Distribution	0	200.00	C
08/05	Tax Distribution	0	14.15	C
08/06	Tax Distribution	0	7.54	C
08/11	Tax Distribution	0	45.34	C
08/13	Tax Distribution	0	314.73	C
08/18	Tax Distribution	0	.01	C
08/23	Tax Distribution	0	725.88	C
08/23	Tax Distribution	0	2.60	C
08/25	Tax Distribution	0	351.09	C
08/26	Tax Distribution	0	398.40	C
37150.0 FDAT Distributions			Source Code Total: 1,498.21	
08/02	Fire Dist Assistance Tax 0.144320	0	81.05	C
08/03	Fire Dist Assistance Tax 0.142976	0	21.84	C
08/04	Fire Dist Assistance Tax 0.142976	0	35.34	C



Yavapai County Treasurer

Monthly Statement

Date Range: 8/1/2021 to 8/31/2021

08/05	Fire Dist Assistance Tax 0.142976	0	17.81	C
08/06	Fire Dist Assistance Tax 0.142976	0	12.87	C
08/09	Fire Dist Assistance Tax 0.142976	0	44.08	C
08/10	Fire Dist Assistance Tax 0.142976	0	12.28	C
08/11	Fire Dist Assistance Tax 0.142976	0	16.89	C
08/12	Fire Dist Assistance Tax 0.142976	0	10.09	C
08/13	Fire Dist Assistance Tax 0.142976	0	17.18	C
08/16	Fire Dist Assistance Tax 0.142976	0	10.74	C
08/17	Fire Dist Assistance Tax 0.142976	0	8.67	C
08/18	Fire Dist Assistance Tax 0.142976	0	22.49	C
08/19	Fire Dist Assistance Tax 0.142976	0	25.12	C
08/20	Fire Dist Assistance Tax 0.142976	0	16.57	C
08/23	Fire Dist Assistance Tax 0.142976	0	50.83	C
08/24	Fire Dist Assistance Tax 0.142976	0	3.06	C
08/25	Fire Dist Assistance Tax 0.142976	0	33.52	C
08/26	Fire Dist Assistance Tax 0.142976	0	26.22	C
08/27	Fire Dist Assistance Tax 0.142976	0	35.79	C
08/30	Fire Dist Assistance Tax 0.142976	0	994.59	C
08/31	Fire Dist Assistance Tax 0.142976	0	1.18	C
38109.0 Interest on Investments St Treas			Source Code Total: 130.26	
08/26	Investment Interest	0	130.26	C
38113.0 Interest on Investments-Wells Fargo			Source Code Total: (13.50)	
08/03	Reverse WF Investment Interest August 2021	0	(13.53)	C
08/26	Investment Interest	0	.03	C
90002.0 Interest Pd on Tax Roll Corrections			Source Code Total: (.10)	
08/31	79455 306-60-01603 2020 Adjustment/Corr Refund	79455	(.10)	D
91032.0 Warrants Redeemed			Source Code Total: (543.56)	
08/03	Paid Warrants	0	(292.50)	D
08/16	Paid Warrants	0	(251.06)	D
91702.0 Transfer out			Source Code Total: (28,901.19)	
08/19	E-mail transfer request 8/19/21 KBM	0	(28,901.19)	D
6065540000 Chino Valley Fire Dist GF			Ending Balance: 121,247.99	

Warrant Detail

Payee Name	Warrant	Amount	Issue Dt	Status Dt	Voucher
6065540000 Chino Valley Fire Dist GF			Account Total: 543.56		
Fund: 0655			Fund Total: 543.56		
Status: PAID			Status Total: 543.56		
/	0706550031	292.50	07/12/21	08/03/21	
/	0706550032	251.06	08/09/21	08/16/21	
Count		Amount			
Total PAID:		2	543.56		

Chino Valley Fire District
Bank Reconciliation Summary
For the Bank Statement ending: 8/31/2021

BANK CONTROL ID: GEN - GENERAL FUND		DESC: GENERAL FUND	ACCOUNT NO: 000000000000000
	Beginning Balance:	08/01/21	\$137,820.46
	Deposits and Credits:		\$12,872.38
	Checks and Charges:		(\$29,444.85)
	Adjustments:		\$0.00
	Ending Balance Per Reconciliation:		\$121,247.99
	Ending Balance Per Bank Statement:	08/31/21	\$121,247.99
	* Outstanding Deposits and Credits:	08/31/21	\$0.00
	* Outstanding Checks and Charges:	08/31/21	\$0.00
	Ending Book Balance:	08/31/21	\$121,247.99

* Outstanding amounts are all outstanding credits and charges dated prior or equal to the Reconciliation date.

Chino Valley Fire District
BR Checks and Charges Cleared
For the Bank Statement ending: 8/31/21

GEN		General Fund			0000000000000000	
Date	Document	Description	Module	Company	Amount	
07/12/21	706550031	Nicolas J. Cornelius	AP	CHINOV	\$292.50	
08/09/21	706550032	American Express	AP	CHINOV	\$251.06	
08/31/21	Cash With Yav Cty	Fire Authority Funding August	GL	CHINOV	\$28,901.19	
08/31/21	Cash With Yav Cty	GF Interest Paid-Tax Roll Corr	GL	CHINOV	\$0.10	
TOTAL CHECKS AND CHARGES CLEARED:					\$29,444.85	

Chino Valley Fire District
BR Checks and Charges Outstanding
For the Bank Statement ending:

<u>Date</u>	<u>Document</u>	<u>Description</u>	<u>Module</u>	<u>Company</u>	<u>Amount</u>
-------------	-----------------	--------------------	---------------	----------------	---------------

TOTAL CHECKS AND CHARGES OUTSTANDING:

Chino Valley Fire District
BR Deposits and Credits Cleared
For the Bank Statement ending: 8/31/21

GEN		General Fund			0000000000000000
Date	Document	Description	Module	Company	Amount
08/31/21	Cash With Yav Cty	GF Tax and Interest Revenue Au	GL	CHINOV	\$12,872.38
TOTAL DEPOSITS AND CREDITS CLEARED:					\$12,872.38

Chino Valley Fire District
BR Deposits and Credits Outstanding
For the Bank Statement ending:

Date	Document	Description	Module	Company	Amount
------	----------	-------------	--------	---------	--------

TOTAL DEPOSITS AND CREDITS OUTSTANDING:

Chino Valley Fire District
Bank Reconciliation Register

Document Number	Date	BR Status	Void?	Description	Date Cleared	Amount
-----------------	------	-----------	-------	-------------	--------------	--------

MODULE: CHECKS FROM ACCOUNTS PAYABLE

BANK CONTROL ID: GEN - GENERAL FUND

706550032	08/09/21	Marked	No	American Express	09/14/21	\$251.06
SUB TOTAL FOR BANK:						\$251.06
TOTAL FOR MODULE:						\$251.06

MODULE: JOURNAL ENTRIES FROM GENERAL LEDGER

BANK CONTROL ID: GEN - GENERAL FUND

Cash With Yav Cty	08/31/21	Marked	No	Fire Authority Funding August	09/14/21	\$28,901.19
Cash With Yav Cty	08/31/21	Marked	No	GF Tax and Interest Revenue Au	09/14/21	\$12,872.38
Cash With Yav Cty	08/31/21	Marked	No	GF Interest Paid-Tax Roll Corr	09/14/21	\$0.10
SUB TOTAL FOR BANK:						\$41,773.67
TOTAL FOR MODULE:						\$41,773.67

Chino Valley Fire District
BR Adjustments Report
For the Bank Statement ending:

Date	Document	Description	GL Account	Offset Amt	Adj. Amt
------	----------	-------------	------------	------------	----------

DOCUMENT:

ADJUSTMENT DOCUMENT " TOTAL:

TOTAL FOR ALL ADJUSTMENTS:

9/14/21
3:11:28 PM

Chino Valley Fire District
Income Statement
(Original Budget to Actual Comparison)
For the period of 8/1/2021 Through 8/31/2021

Fund: (10) General Fund

	Account	Actual	Current Period Budget	Variance	%	Actual	Year To Date Budget	Variance	%
<u>Revenues</u>									
Real Estate Tax	10400000000	\$8,589.93	\$0.00	\$8,589.93	0.0%	\$4,387,588.10	\$4,833,636.00	\$(446,047.90)	(9.2)%
Personal Property Tax	10410000000	2,667.48	0.00	2,667.48	0.0	115,035.78	0.00	115,035.78	0.0
Fire District Assistance Tax	10420000000	1,498.21	0.00	1,498.21	0.0	401,345.97	400,000.00	1,345.97	0.3
Interest Income-General Fund	10490000000	116.76	0.00	116.76	0.0	1,412.20	0.00	1,412.20	0.0
Rebates/Refunds	10500000000	0.00	0.00	0.00	0.0	0.00	2,000.00	(2,000.00)	(100.0)
Misc. Revenues	10510000000	0.00	0.00	0.00	0.0	4.30	0.00	4.30	0.0
Net Revenues		\$12,872.38	\$0.00	\$12,872.38	0.0 %	\$4,905,386.35	\$5,235,636.00	\$(330,249.65)	(6.3)%
<u>Program Expenses</u>									
Fire Authority Funding	10670010000	\$28,901.19	\$0.00	\$(28,901.19)	0.0%	\$4,962,791.86	\$5,222,136.00	\$259,344.14	5.0%
Total Program Expenses		\$28,901.19	\$0.00	\$(28,901.19)	0.0 %	\$4,962,791.86	\$5,222,136.00	\$259,344.14	5.0 %
<u>Fund Raising Expenses</u>									
Audit & Accounting	10640010000	\$0.00	\$0.00	\$0.00	0.0%	\$5,170.00	\$7,500.00	\$2,330.00	31.1%
Legal Services - Routine	10641010000	0.00	0.00	0.00	0.0	1,102.50	5,000.00	3,897.50	78.0
Fire Board Expenses	10644110000	251.06	0.00	(251.06)	0.0	887.86	1,000.00	112.14	11.2
Misc/Admin	10661010000	0.10	0.00	(0.10)	0.0	40.42	0.00	(40.42)	0.0
Contingency Expense - Current	10780130000	0.00	0.00	0.00	0.0	0.00	20,000.00	20,000.00	100.0
Total Fund Raising Expenses		\$251.16	\$0.00	\$(251.16)	0.0 %	\$7,200.78	\$33,500.00	\$26,299.22	78.5 %
Total Expenses		\$29,152.35		\$(29,152.35)		\$4,969,992.64	\$5,255,636.00	\$285,643.36	5.4%
Net Income (Loss)		\$(16,279.97)	\$0.00	\$(16,279.97)	0.0%	\$(64,606.29)	\$(20,000.00)	\$(44,606.29)	(223.0)%

9/14/21
3:11:41 PM

Chino Valley Fire District

Balance Sheet

As of 8/31/2021

Fund: (10) General Fund

Assets

Current Assets

Cash with Yavapai County	\$121,247.99	
Taxes Receivable	134,851.50	
Total Current Assets		\$256,099.49
Total Assets		\$256,099.49

Liabilities and Net Assets

Current Liabilities

Accounts Payable	\$270.00	
Deferred Compensation (Prop Tax)	96,636.35	
CAFMA Accounts Payable	57,128.00	
Total Current Liabilities		\$154,034.35
Total Liabilities		\$154,034.35

Net Assets

Fund Balance	\$166,672.00	
Current Year Net Assets	(64,606.29)	
Total Net Assets		102,065.71
Total Liabilities and Net Assets		\$256,100.06

Chino Valley Fire District
GL Account Ledger - Detail By Period
8/1/2021 through 8/31/2021

Batch	Journal	Entry #	Date	Job	Document	Description	Debits	Credits	Balance
10.1100.0.0.000			CASH WITH YAVAPAI COUNTY						\$137,527.96
2194	CD	143792	08/09/21		706550032	American Express - Cash Disbursement AMER00	-	251.06	137,276.90
2199	GJ	143811	08/31/21		Cash With Yav Cty	Fire Authority Funding August 2021	-	28,901.19	108,375.71
2202	GJ	143818	08/31/21		Cash With Yav Cty	GF Tax and Interest Revenue August 2021	12,872.38	-	121,248.09
2203	GJ	143824	08/31/21		Cash With Yav Cty	GF Interest Paid-Tax Roll Corrections 8/21	-	0.10	121,247.99
CASH WITH YAVAPAI COUNTY TOTALS:							\$12,872.38	\$29,152.35	\$121,247.99
TOTAL OF LEDGER:							\$12,872.38	\$29,152.35	\$121,247.99

Chino Valley Fire District
GL Trial Balance Worksheet
For The Period of 8/1/2021 through 8/31/2021

Account	Description	Balances				Adjustments
		Beginning	Debits	Credits	Ending	
10.1100.0.0.000	Cash with Yavapai County	\$137,527.96	\$12,872.38	\$29,152.35	\$121,247.99	
TOTALS:		<u>\$137,527.96</u>	<u>\$12,872.38</u>	<u>\$29,152.35</u>	<u>\$121,247.99</u>	

* Inactive accounts are marked and appear in grey.

CHINO VALLEY FIRE DISTRICT
BOND DEBT SERVICE ACCOUNT: 6-65640-7000
BANK RECONCILIATION AUGUST 2021

Reconciliation:

Beginning Balance (CVFD):	\$	69,220.20
Deposits:	\$	1,032.16
Principal Payments:	\$	-
Interest Income:	\$	163.85
Interest Payments:	\$	-
Interest Paid on Tax Roll Corrections:	\$	(0.01)
Ending Balance:	\$	70,416.20

Difference Between Balances: \$ -

Bank Statement Balance:

Balance Per Bank:	\$	70,416.20
Outstanding Adjustments:	\$	-

Ending Balance: \$ 70,416.20


Deposits Per Bank Statement:

Fire District Deposits:	\$	-
Real Estate Taxes:	\$	784.14
Personal Property Taxes:	\$	248.02
Interest Revenue:	\$	163.85
Other:		
Ending Balance:	\$	1,196.01

Reconciliation Approved By:

Scott Freitag


Scott Freitag, Fire Chief

 Digitally signed by Scott Freitag
Date: 2021.09.15 11:34:31 -07'00'

Reconciliation Reviewed By:

Dave Tharp


David Tharp, Assistant Chief of Administration

 Digitally signed by Dave Tharp
Date: 2021.09.15 10:17:03 -07'00'

Reconciliation Prepared By:

Karen Butler Mauldin

Karen Butler Mauldin, Finance Manager

 Digitally signed by Karen Butler Mauldin
Date: 2021.09.14 17:38:54 -07'00'

CHINO VALLEY FIRE DISTRICT
BOND DEBT FUND - AUGUST, 2021

Real Estate Taxes:	\$	784.14
UPP Taxes:	\$	248.02
Interest Received:	\$	163.85
Other:	\$	-
<hr/>		
TOTAL:	\$	1,196.01
<hr/>		



Yavapai County Treasurer

Monthly Statement

Date Range: 8/1/2021 to 8/31/2021

Chino Valley Fire Dist BDS
Fund: 6065640700

,



Yavapai County Treasurer

Monthly Statement

Date Range: 8/1/2021 to 8/31/2021

Account	Period	YTD		
6065640700	Chino Valley Fire Dist BDS			
Begin Balance:	69,220.20	66,685.44		
Income:	1,196.01	3,730.77		
LOC Advance:	.00	.00		
Expense:	(.01)	(.01)	LOC:	.00
LOC Payments:	.00	.00	Warrants Outstanding:	.00
Cash Balance:	70,416.20	70,416.20	End:	70,416.20

Monthly Statement Summary

Source Code	Description		MTDAmount	YTDAmount
6065640700 Chino Valley Fire Dist BDS		Beginning Balance:	69,220.20	66,685.44
11100.2019	2019 Real Estate Taxes		.00	.93
11100.2020	2020 Real Estate Taxes		784.14	2,789.52
12100.2015	2015 Personal Property Taxes		.00	7.77
12100.2016	2016 Personal Property Taxes		.00	10.12
12100.2017	2017 Personal Property Taxes		.00	7.70
12100.2018	2018 Personal Property Taxes		8.19	70.37
12100.2019	2019 Personal Property Taxes		39.94	103.49
12100.2020	2020 Personal Property Taxes		199.89	523.81
38109.0	Interest on Investments St Treas		173.81	176.42
38113.0	Interest on Investments-Wells Fargo		(9.96)	40.64
90002.0	Interest Pd on Tax Roll Corrections		(.01)	(.01)
		Ending Balance:	70,416.20	70,416.20

Monthly Statement Detail

Date	Notes	Doc #	Amount	C/D
6065640700	Chino Valley Fire Dist BDS		Beginning Balance: 69,220.20	
11100.2020	2020 Real Estate Taxes		Source Code Total: 784.14	
08/02	Tax Distribution	0	22.16	C
08/02	Tax Distribution	0	237.33	C
08/03	Tax Distribution	0	10.98	C
08/03	Tax Distribution	0	29.12	C
08/04	Tax Distribution	0	.26	C
08/05	Tax Distribution	0	4.97	C
08/05	Tax Distribution	0	2.04	C
08/06	Tax Distribution	0	7.23	C
08/09	Tax Distribution	0	35.81	C
08/09	Tax Distribution	0	22.45	C
08/10	Tax Distribution	0	2.27	C
08/11	Tax Distribution	0	9.41	C
08/12	Tax Distribution	0	2.12	C



Yavapai County Treasurer

Monthly Statement

Date Range: 8/1/2021 to 8/31/2021

08/13	Tax Distribution	0	17.04	C
08/16	Tax Distribution	0	18.93	C
08/18	Tax Distribution	0	.02	C
08/18	Tax Distribution	0	30.53	C
08/19	Tax Distribution	0	8.67	C
08/19	Tax Distribution	0	21.43	C
08/20	Tax Distribution	0	16.26	C
08/23	Tax Distribution	0	39.77	C
08/23	Tax Distribution	0	.12	C
08/27	Tax Distribution	0	159.39	C
08/30	Tax Distribution	0	14.77	C
08/30	Tax Distribution	0	45.17	C
08/30	Tax Distribution	0	8.63	C
08/31	Tax Distribution	0	(.17)	C
08/31	Tax Distribution	0	17.43	C
12100.2018 2018 Personal Property Taxes			Source Code Total: 8.19	
08/20	Tax Distribution	0	8.19	C
12100.2019 2019 Personal Property Taxes			Source Code Total: 39.94	
08/20	Tax Distribution	0	7.46	C
08/26	Tax Distribution	0	8.04	C
08/30	Tax Distribution	0	24.44	C
12100.2020 2020 Personal Property Taxes			Source Code Total: 199.89	
08/02	Tax Distribution	0	11.87	C
08/03	Tax Distribution	0	18.26	C
08/05	Tax Distribution	0	1.29	C
08/06	Tax Distribution	0	.69	C
08/11	Tax Distribution	0	4.14	C
08/13	Tax Distribution	0	28.73	C
08/23	Tax Distribution	0	66.26	C
08/23	Tax Distribution	0	.24	C
08/25	Tax Distribution	0	32.05	C
08/26	Tax Distribution	0	36.36	C
38109.0 Interest on Investments St Treas			Source Code Total: 173.81	
08/26	Investment Interest	0	173.81	C
38113.0 Interest on Investments-Wells Fargo			Source Code Total: (9.96)	
08/03	Reverse WF Investment Interest August 2021	0	(10.01)	C
08/26	Investment Interest	0	.05	C
90002.0 Interest Pd on Tax Roll Corrections			Source Code Total: (.01)	
08/31	79455 306-60-01603 2020 Adjustment/Corr Refund	79455	(.01)	D
6065640700 Chino Valley Fire Dist BDS			Ending Balance: 70,416.20	

Chino Valley Fire District
Bank Reconciliation Summary
For the Bank Statement ending: 8/31/2021

BANK CONTROL ID: BDS - YAVAPAI COUNTY TREASURER		DESC: BOND DEBT SERVICE	ACCOUNT NO: 6-65640-7000
Beginning Balance:	08/01/21		\$69,220.20
Deposits and Credits:			\$1,196.01
Checks and Charges:			(\$0.01)
Adjustments:			\$0.00
Ending Balance Per Reconciliation:			<u>\$70,416.20</u>
Ending Balance Per Bank Statement:	08/31/21		\$70,416.20
* Outstanding Deposits and Credits:	08/31/21		\$0.00
* Outstanding Checks and Charges:	08/31/21		\$0.00
Ending Book Balance:			<u>\$70,416.20</u>

* Outstanding amounts are all outstanding credits and charges dated prior or equal to the Reconciliation date.

Chino Valley Fire District
BR Checks and Charges Cleared
For the Bank Statement ending: 8/31/21

BDS		Yavapai County Treasurer		Bond Debt Service		6-65640-7000	
Date	Document	Description	Module	Company	Amount		
08/31/21	Cash With Yav Cty	BDS Interest Pd on Tax Roll Co	GL	CHINOV	\$0.01		
TOTAL CHECKS AND CHARGES CLEARED:					\$0.01		

Chino Valley Fire District
BR Checks and Charges Outstanding
For the Bank Statement ending:

<u>Date</u>	<u>Document</u>	<u>Description</u>	<u>Module</u>	<u>Company</u>	<u>Amount</u>
-------------	-----------------	--------------------	---------------	----------------	---------------

TOTAL CHECKS AND CHARGES OUTSTANDING:

Chino Valley Fire District
BR Deposits and Credits Cleared
For the Bank Statement ending: 8/31/21

BDS	Yavapai County Treasurer	Bond Debt Service	6-65640-7000
-----	--------------------------	-------------------	--------------

Date	Document	Description	Module	Company	Amount
08/31/21	Cash With Yav Cty	BDS Tax and Interest Revenue A	GL	CHINOV	\$1,196.01
TOTAL DEPOSITS AND CREDITS CLEARED:					\$1,196.01

Chino Valley Fire District
BR Deposits and Credits Outstanding
For the Bank Statement ending:

Date	Document	Description	Module	Company	Amount
------	----------	-------------	--------	---------	--------

TOTAL DEPOSITS AND CREDITS OUTSTANDING:

Chino Valley Fire District
Bank Reconciliation Register

Document Number	Date	BR Status	Void?	Description	Date Cleared	Amount
MODULE: JOURNAL ENTRIES FROM GENERAL LEDGER						
BANK CONTROL ID: BDS - YAVAPAI COUNTY TREASURER						
Cash With Yav Cty	08/31/21	Marked	No	BDS Tax and Interest Revenue A	09/14/21	\$1,196.01
Cash With Yav Cty	08/31/21	Marked	No	BDS Interest Pd on Tax Roll Co	09/14/21	\$0.01
SUB TOTAL FOR BANK:						\$1,196.02
TOTAL FOR MODULE:						\$1,196.02

Chino Valley Fire District
BR Adjustments Report
For the Bank Statement ending:

Date	Document	Description	GL Account	Offset Amt	Adj. Amt
------	----------	-------------	------------	------------	----------

DOCUMENT:

ADJUSTMENT DOCUMENT " TOTAL:

TOTAL FOR ALL ADJUSTMENTS:

9/14/21
5:28:57 PM

Chino Valley Fire District
Income Statement
(Original Budget to Actual Comparison)
For the period of 8/1/2021 Through 8/31/2021

Fund: (40) Bond Service Fund

	Account	Actual	Current Period Budget	Variance	%	Actual	Year To Date Budget	Variance	%
<u>Revenues</u>									
Real Estate Tax	40420000002	\$784.14	\$0.00	\$784.14	0.0%	\$400,401.34	\$0.00	\$400,401.34	0.0%
Personal Tax Revenue	40420500000	248.02	0.00	248.02	0.0	10,673.40	0.00	10,673.40	0.0
Net Revenues		\$1,032.16	\$0.00	\$1,032.16	0.0 %	\$411,074.74	\$0.00	\$411,074.74	0.0 %
Income (Loss) from Operations		\$1,032.16	\$0.00	\$1,032.16	0.0%	\$411,074.74	\$0.00	\$411,074.74	0.0%
<u>Other Income (Expense)</u>									
Bond Debt Service Interest Revenue	40430000000	\$163.85	\$0.00	\$163.85	0.0%	\$1,124.64	\$0.00	\$1,124.64	0.0%
Bond Debt Service Principle Payment	40600000000	0.00	0.00	0.00	0.0	(345,000.00)	0.00	(345,000.00)	0.0
Bond Debt Service Interest Expense	40610000000	(0.01)	0.00	(0.01)	0.0	(102,559.01)	0.00	(102,559.01)	0.0
Total Other Income (Expense)		\$163.84	\$0.00	\$163.84	0.0 %	\$(446,434.37)	\$0.00	\$(446,434.37)	0.0 %
Net Income (Loss)		\$1,196.00	\$0.00	\$1,196.00	0.0%	\$(35,359.63)	\$0.00	\$(35,359.63)	0.0%

9/14/21
5:29:00 PM

Chino Valley Fire District

Balance Sheet

As of 8/31/2021

Fund: (40) Bond Service Fund

Account: (1105) Not Defined

Assets

Current Assets

Bond Debt Service	\$70,416.20	
Total Current Assets		\$70,416.20
Total Assets		\$70,416.20
Total Liabilities and Net Assets		\$0.00

Chino Valley Fire District
GL Account Ledger - Detail By Period
8/1/2021 through 8/31/2021

Batch	Journal	Entry #	Date	Job	Document	Description	Debits	Credits	Balance
40.1105.0.0.000						BOND DEBT SERVICE			\$69,220.20
2204	GJ	143825	08/31/21		Cash With Yav Cty	BDS Tax and Interest Revenue August 2021	1,196.01	-	70,416.21
2205	GJ	143830	08/31/21		Cash With Yav Cty	BDS Interest Pd on Tax Roll Correct 8/21	-	0.01	70,416.20
BOND DEBT SERVICE TOTALS:							\$1,196.01	\$0.01	\$70,416.20
TOTAL OF LEDGER:							\$1,196.01	\$0.01	\$70,416.20

Chino Valley Fire District
GL Trial Balance Worksheet
For The Period of 8/1/2021 through 8/31/2021

Account	Description	Balances				Adjustments
		Beginning	Debits	Credits	Ending	
40.1105.0.0.000	Bond Debt Service	\$69,220.20	\$1,196.01	\$0.01	\$70,416.20	
TOTALS:		<u>\$69,220.20</u>	<u>\$1,196.01</u>	<u>\$0.01</u>	<u>\$70,416.20</u>	

* Inactive accounts are marked and appear in grey.