

CENTRAL YAVAPAI FIRE DISTRICT - GENERAL FUND
CHECK RECONCILIATION OCTOBER, 2021

Reconciliation:	
Beginning Balance:	\$ 631,271.02
Deposits:	\$ 9,081,944.78
Transfer Out - Fire Authority:	\$ (282,308.20)
Disbursements:	\$ (1,762.50)
Interest Paid on Tax Roll Corrections:	\$ (0.84)
Fire District Deposit	\$ 5,124.13
County Adjustments:	\$ -
Ending Balance:	\$ 9,434,268.39

Difference Between Balances: \$ -

Deposits Per Bank Statement:	
Real Estate Taxes:	\$ 8,819,713.56
Personal Property Taxes:	\$ 102,322.66
Fire District Assistance Tax:	\$ 159,908.56
Interest Income:	\$ -
Transfer to CAFMA:	\$ 282,308.20
Fire District Deposits:	\$ 5,124.13
Interest Paid on Tax Roll Corrections:	\$ 0.84
Other:	\$ -
Other:	\$ -
Ending Balance:	\$ 9,369,377.95

Bank Statement Balance:	
Balance Per Bank:	\$ 9,434,568.39
Outstanding Checks:	\$ (300.00)
Outstanding Deposits:	\$ -

Ending Balance: \$ 9,434,268.39

G/L Ending Balance: \$ 9,434,268.39

\$ 9,434,268.39

Bank Reconciliation Register:	
Checks From Accounts Payable:	\$ 1,762.50
Prior Period Adjustment:	
Other:	
Total Checks:	\$ 1,762.50


Deposits From Accounts Receivable: \$ 5,124.13
Journal Entries From General Ledger: \$ 9,364,253.82
Outstanding Transfer:
Outstanding Deposit:

Ending Balance: \$ 9,369,377.95

Reconciliation Approved By:

Scott Freitag


Scott Freitag, Fire Chief

 Digitally signed by Scott Freitag
Date: 2021.11.15 11:11:51 -07'00'

Reconciliation Reviewed By:

Dave Tharp

David Tharp, Assistant Chief of Administration

 Digitally signed by Dave Tharp
Date: 2021.11.10 11:22:55 -07'00'

Reconciliation Prepared By:

Karen Butler Mauldin

Karen Butler Mauldin, Finance Manager

 Digitally signed by Karen Butler Mauldin
Date: 2021.11.09 10:35:07 -07'00'

CENTRAL YAVAPAI FIRE DISTRICT
General Fund Tax Collection Information

Total Levy Month	FY 16-17 \$14,116,233 Collected	FY 17-18 \$16,282,904 Collected	FY 18-19 \$16,529,780 Collected	FY 19-20 \$17,960,663 Collected	FY 20-21 \$19,423,017 Collected	FY 21-22 \$21,044,253 Collected
July	\$50,468	\$47,993	\$48,809	\$53,398	\$113,844	\$91,719
%	0.358%	0.295%	0.295%	0.297%	0.586%	0.436%
% To Date	0.3575%	0.2947%	0.2953%	0.2973%	0.5861%	0.4358%
August	\$26,519	\$25,442	\$29,028	\$18,645	\$21,440	\$30,145
%	0.188%	0.156%	0.176%	0.104%	0.110%	0.143%
% To Date	0.5454%	0.4510%	0.4709%	0.4011%	0.6965%	0.5791%
September	\$789,429	\$768,730	\$136,335	\$151,569	\$38,040	\$272,297
%	5.592%	4.721%	0.825%	0.844%	0.196%	1.294%
% To Date	6.1377%	5.1721%	1.2957%	1.2450%	0.8924%	1.8730%
October	\$3,589,494	\$6,179,209	\$6,735,649	\$7,842,869	\$7,733,468	\$8,922,036
%	25.428%	37.949%	40.749%	43.667%	39.816%	42.397%
% To Date	31.5659%	43.1211%	42.0442%	44.9119%	40.7084%	44.2696%
November	\$3,154,358	\$1,286,322	\$2,208,068	\$1,675,932	\$2,373,821	\$0
%	22.346%	7.900%	13.358%	9.331%	12.222%	0.000%
% To Date	53.9115%	51.0210%	55.4024%	54.2431%	52.9301%	44.2696%
December	\$896,697	\$987,194	\$1,064,960	\$1,336,392	\$1,753,590	\$0
%	6.3522%	6.0628%	6.4427%	7.4407%	9.0284%	0.0000%
% To Date	60.2637%	57.0837%	61.8450%	61.6837%	61.9585%	44.2696%
January	\$368,574	\$609,745	\$416,757	\$428,512	\$450,460	\$0
%	2.6110%	3.7447%	2.5212%	2.3858%	2.3192%	0.0000%
% To Date	62.8747%	60.8284%	64.3663%	64.0696%	64.2777%	44.2696%
February	\$394,891	\$350,747	\$328,790	\$452,992	\$306,355	\$0
%	2.7974%	2.1541%	1.9891%	2.5221%	1.5773%	0.0000%
% To Date	65.6721%	62.9825%	66.3554%	66.5917%	65.8550%	44.2696%
March	\$606,436	\$629,128	\$657,391	\$623,229	\$520,420	\$0
%	4.2960%	3.8637%	3.9770%	3.4700%	2.6794%	0.0000%
% To Date	69.9681%	66.8462%	70.3324%	70.0617%	68.5344%	44.2696%
April	\$3,343,070	\$3,414,235	\$3,987,889	\$4,164,352	\$4,734,267	\$0
%	23.6824%	20.9682%	24.1255%	23.1860%	24.3745%	0.0000%
% To Date	93.6506%	87.8145%	94.4579%	93.2476%	92.9089%	44.2696%
May	\$678,353	\$813,680	\$695,530	\$837,799	\$840,183	\$0
%	4.8055%	4.9971%	4.2077%	4.6646%	4.3257%	0.0000%
% To Date	98.4561%	92.8116%	98.6656%	97.9123%	97.2346%	44.2696%
June	\$183,806	\$187,184	\$220,679	\$201,547	\$325,848	\$0
%	1.3021%	1.1496%	1.3350%	1.1222%	1.6776%	0.0000%
% To Date	99.7582%	93.9612%	100.0006%	99.0344%	98.9122%	44.2696%
TOTALS	\$14,082,095	\$15,299,608	\$16,529,886	\$17,787,237	\$19,211,735	\$9,316,196
Delinquency	0.2418%	6.0388%	-0.0006%	0.9656%	1.0878%	55.7304%

CENTRAL YAVAPAI FIRE DISTRICT
FDAT Collection Information

Total Levy Month	FY 16-17 \$313,900 Collected	FY 17-18 \$333,290 Collected	FY 18-19 \$333,290 Collected	FY 19-20 \$366,547 Collected	FY 20-21 \$400,000 Collected	FY 21-22 \$400,000 Collected
July	\$1,423	\$1,630	\$1,238	\$1,475	\$2,769	\$1,871
%	0.453%	0.489%	0.371%	0.403%	0.692%	0.468%
% To Date	0.4533%	0.4890%	0.3715%	0.4025%	0.6923%	0.4677%
August	\$661	\$534	\$707	\$1,109	\$662	\$1,498
%	0.211%	0.160%	0.212%	0.303%	0.166%	0.375%
% To Date	0.6638%	0.6491%	0.5835%	0.7050%	0.8579%	0.8422%
September	\$8,777	\$12,654	\$3,182	\$7,941	\$879	\$4,669
%	2.796%	3.797%	0.955%	2.166%	0.220%	1.167%
% To Date	3.4600%	4.4456%	1.5383%	2.8713%	1.0777%	2.0095%
October	\$86,411	\$93,081	\$139,813	\$459,768	\$160,480	\$159,909
%	27.528%	27.928%	41.949%	125.432%	40.120%	39.977%
% To Date	30.9882%	32.3735%	43.4876%	128.3035%	41.1979%	41.9866%
November	\$75,219	\$74,651	\$59,861	\$128,454	\$48,339	\$0
%	23.9628%	22.3983%	17.9606%	35.0443%	12.0848%	0.0000%
% To Date	54.9510%	54.7717%	61.4482%	163.3478%	53.2826%	41.9866%
December	\$24,923	\$21,663	\$25,413	(\$344,794)	\$39,219	\$0
%	7.9398%	6.4997%	7.6250%	-94.0656%	9.8048%	0.0000%
% To Date	62.8908%	61.2715%	69.0732%	69.2822%	63.0874%	41.9866%
January	\$11,762	\$11,312	\$11,149	\$11,446	\$12,625	\$0
%	3.7471%	3.3939%	3.3450%	3.1227%	3.1562%	0.0000%
% To Date	66.6378%	64.6654%	72.4183%	72.4049%	66.2436%	41.9866%
February	\$8,291	\$8,056	\$7,409	\$10,419	\$6,657	\$0
%	2.641%	2.417%	2.223%	2.842%	1.664%	0.000%
% To Date	69.2790%	67.0825%	74.6413%	75.2473%	67.9079%	41.9866%
March	\$12,638	\$12,174	\$13,713	\$13,361	\$10,897	\$0
%	4.0261%	3.6528%	4.1143%	3.6452%	2.7242%	0.0000%
% To Date	73.3051%	70.7354%	78.7556%	78.8925%	70.6320%	41.9866%
April	\$62,586	\$63,209	\$79,859	\$85,315	\$88,842	\$0
%	19.9382%	18.9651%	23.9607%	23.2754%	22.2104%	0.0000%
% To Date	93.2433%	89.7005%	102.7163%	102.1679%	92.8424%	41.9866%
May	\$23,662	\$23,731	\$18,881	\$21,832	\$19,620	\$0
%	7.5381%	7.1201%	5.6650%	5.9561%	4.9050%	0.0000%
% To Date	100.7814%	96.8206%	108.3813%	108.1240%	97.7475%	41.9866%
June	\$4,682	\$5,094	\$5,726	\$4,474	\$6,987	\$0
%	1.4916%	1.5285%	1.7181%	1.2206%	1.7468%	0.0000%
% To Date	102.2729%	98.3491%	110.0994%	109.3446%	99.4943%	41.9866%
TOTALS	\$321,035	\$327,788	\$366,950	\$400,799	\$397,977	\$167,947
Delinquency	-2.2729%	1.6509%	-10.0994%	-9.3446%	0.5057%	58.0134%
	100.0000%	100.0000%	100.0000%	100.0000%	100.0000%	100.0000%



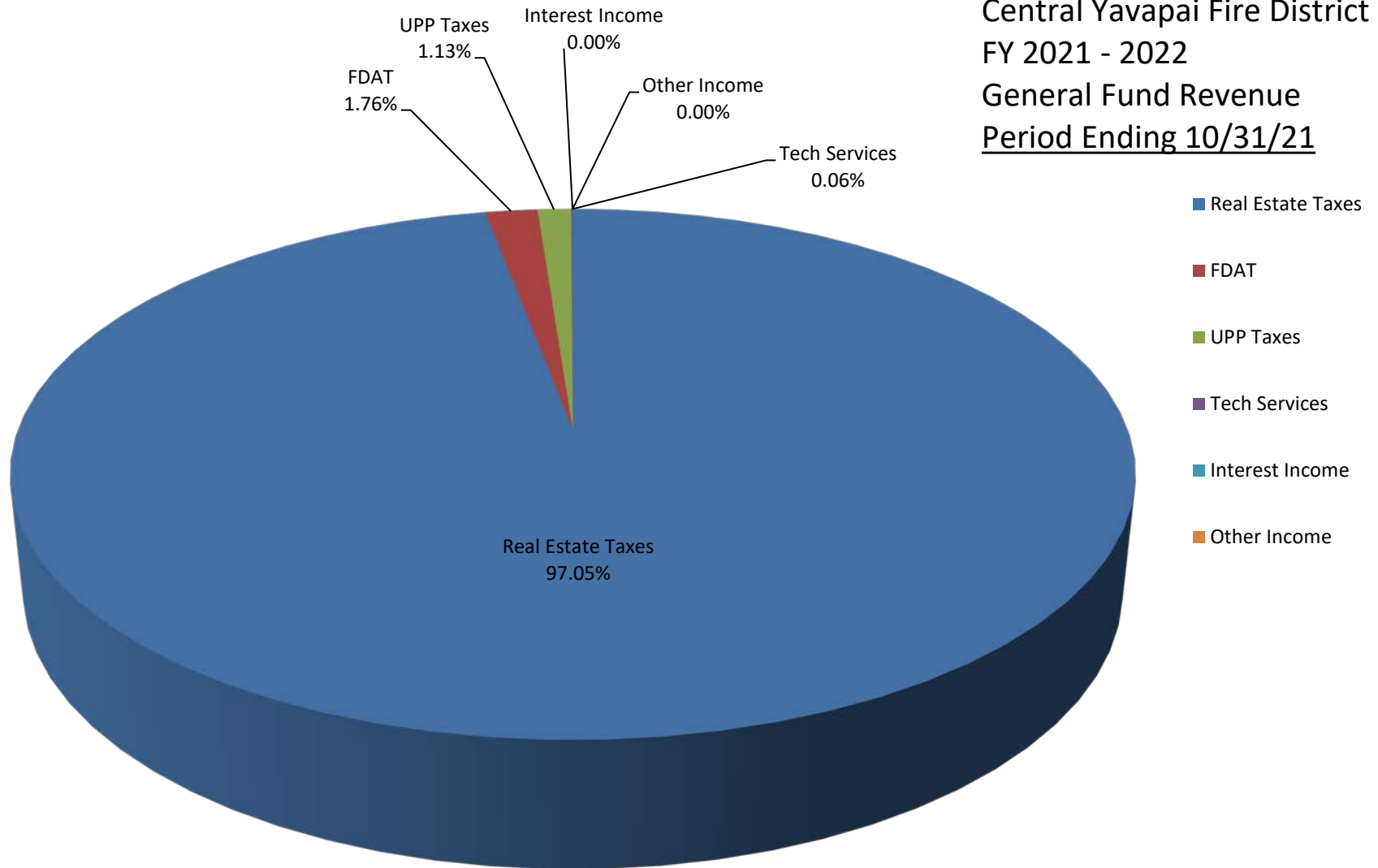
2021 - 2022 Cash Flow by Month : OCTOBER

[illegible]

**CENTRAL YAVAPAI FIRE DISTRICT
REVENUE GRAPH DATA**

	Revenue	Budget	%
Real Estate Taxes	\$ 8,819,714	\$ 21,044,253	97.05
FDAT	\$ 159,909	\$ 400,000	1.76
UPP Taxes	\$ 102,323	\$ -	1.13
Tech Services	\$ 5,124	\$ 55,668	0.06
Interest Income	\$ -	\$ -	0.00
Other Income	\$ -	\$ -	0.00
TOTALS:	\$ 9,087,069	\$ 21,499,921	100.00

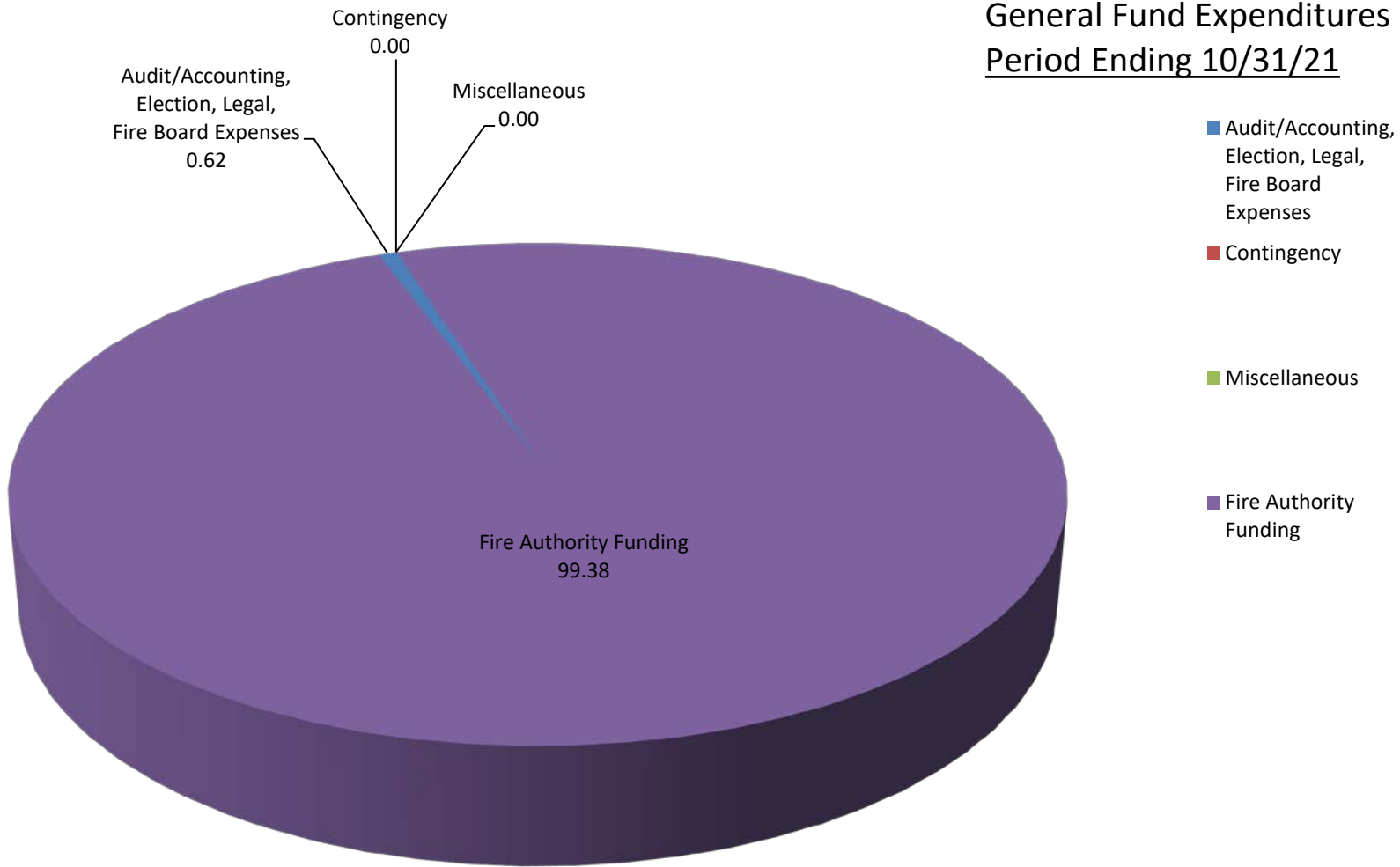
Central Yavapai Fire District
FY 2021 - 2022
General Fund Revenue
Period Ending 10/31/21



**CENTRAL YAVAPAI FIRE DISTRICT
EXPENSE GRAPH DATA**

Expense		Budget	%
Audit/Accounting, Election, Legal, Fire Board Expenses	\$1,763	\$ 13,500	0.62
Contingency	\$0	\$ 20,000	0.00
Miscellaneous	\$1	\$ -	0.00
Fire Authority Funding	\$282,308	\$ 21,466,421	99.38
TOTAL:	\$284,072	\$ 21,499,921	100.00

Central Yavapai Fire District
FY 2021 - 2022
General Fund Expenditures
Period Ending 10/31/21



CENTRAL YAVAPAI FIRE DISTRICT
GENERAL FUND - OCTOBER, 2021

Real Estate Taxes:	\$	8,819,713.56
UPP Taxes:	\$	102,322.66
FDAT:	\$	159,908.56
Fire District Deposits:	\$	5,124.13
Interest Received:	\$	-
Other:	\$	-

TOTAL:	\$	9,087,068.91
--------	----	--------------

Transferred to CAFMA:	\$	282,308.20
-----------------------	----	------------



Yavapai County Treasurer

Monthly Statement

Date Range: 10/1/2021 to 10/31/2021

Central Yavapai Fire Dist - General Fund
Fund: 6060040000

8603 E EASTRIDGE RD STE A
PRESCOTT VALLEY, AZ 86314



Yavapai County Treasurer

Monthly Statement

Date Range: 10/1/2021 to 10/31/2021

Account	Period	YTD		
6060040000	Central Yavapai Fire Dist GF			
Begin Balance:	631,271.02	688,666.28		
Income:	9,087,068.91	9,520,779.87		
LOC Advance:	.00	.00		
Expense:	(283,771.54)	(774,877.76)	LOC:	.00
LOC Payments:	.00	.00	Warrants Outstanding:	.00
Cash Balance:	9,434,568.39	9,434,568.39	End:	9,434,568.39

Monthly Statement Summary

Source Code	Description		MTDAmount	YTDAmount
6060040000	Central Yavapai Fire Dist GF	Beginning Balance:	631,271.02	688,666.28
11100.2011	2011 Real Estate Taxes		.93	.93
11100.2012	2012 Real Estate Taxes		2.18	3.27
11100.2013	2013 Real Estate Taxes		2.32	7.22
11100.2014	2014 Real Estate Taxes		2.36	7.34
11100.2015	2015 Real Estate Taxes		2.50	11.71
11100.2016	2016 Real Estate Taxes		1.28	6.32
11100.2017	2017 Real Estate Taxes		1.28	6.48
11100.2018	2018 Real Estate Taxes		1.30	1.56
11100.2019	2019 Real Estate Taxes		(3.37)	(3.45)
11100.2020	2020 Real Estate Taxes		11,080.40	142,794.47
11100.2021	2021 Real Estate Taxes		8,808,622.38	9,052,861.20
12100.2012	2012 Personal Property Taxes		1.87	7.36
12100.2015	2015 Personal Property Taxes		.00	70.83
12100.2016	2016 Personal Property Taxes		30.56	30.56
12100.2017	2017 Personal Property Taxes		.00	158.59
12100.2018	2018 Personal Property Taxes		83.48	160.74
12100.2019	2019 Personal Property Taxes		96.48	470.05
12100.2020	2020 Personal Property Taxes		263.37	10,076.13
12100.2021	2021 Personal Property Taxes		101,846.90	109,525.13
31115.0	BOS Sale-Taxes		.00	15.88
37122.0	Fire District Deposit		5,124.13	20,139.02
37150.0	FDAT Distributions		159,908.56	167,946.57
38109.0	Interest on Investments St Treas		.00	484.46
38113.0	Interest on Investments-Wells Fargo		.00	361.81
7376.0	Transfer in		.00	15,635.69
90002.0	Interest Pd on Tax Roll Corrections		(.84)	(48.31)
91032.0	Warrants Redeemed		(1,462.50)	(2,291.06)
91702.0	Transfer out		(282,308.20)	(772,538.39)
		Ending Balance:	9,434,568.39	9,434,568.39



Yavapai County Treasurer

Monthly Statement

Date Range: 10/1/2021 to 10/31/2021

Monthly Statement Detail				
Date	Notes	Doc #	Amount	C/D
6060040000 Central Yavapai Fire Dist GF			Beginning Balance: 631,271.02	
11100.2011	2011 Real Estate Taxes		Source Code Total: .93	
10/13	Tax Distribution	0	.93	C
11100.2012	2012 Real Estate Taxes		Source Code Total: 2.18	
10/13	Tax Distribution	0	1.09	C
10/18	Tax Distribution	0	1.09	C
11100.2013	2013 Real Estate Taxes		Source Code Total: 2.32	
10/13	Tax Distribution	0	1.16	C
10/18	Tax Distribution	0	1.16	C
11100.2014	2014 Real Estate Taxes		Source Code Total: 2.36	
10/13	Tax Distribution	0	1.18	C
10/18	Tax Distribution	0	1.18	C
11100.2015	2015 Real Estate Taxes		Source Code Total: 2.50	
10/13	Tax Distribution	0	1.25	C
10/18	Tax Distribution	0	1.25	C
11100.2016	2016 Real Estate Taxes		Source Code Total: 1.28	
10/13	Tax Distribution	0	.64	C
10/18	Tax Distribution	0	.64	C
11100.2017	2017 Real Estate Taxes		Source Code Total: 1.28	
10/13	Tax Distribution	0	.64	C
10/18	Tax Distribution	0	.64	C
11100.2018	2018 Real Estate Taxes		Source Code Total: 1.30	
10/13	Tax Distribution	0	.65	C
10/18	Tax Distribution	0	.65	C
11100.2019	2019 Real Estate Taxes		Source Code Total: (3.37)	
10/13	Tax Distribution	0	.65	C
10/18	Tax Distribution	0	.65	C
10/20	Tax Distribution	0	(4.67)	C
11100.2020	2020 Real Estate Taxes		Source Code Total: 11,080.40	
10/01	Tax Distribution	0	176.82	C
10/04	Tax Distribution	0	119.20	C
10/04	Tax Distribution	0	6.95	C
10/04	Tax Distribution	0	331.19	C
10/04	Tax Distribution	0	357.08	C
10/05	Tax Distribution	0	1,159.04	C
10/06	Tax Distribution	0	77.40	C
10/06	Tax Distribution	0	133.36	C
10/07	Tax Distribution	0	193.27	C
10/07	Tax Distribution	0	24.02	C
10/08	Tax Distribution	0	48.90	C



Yavapai County Treasurer

Monthly Statement

Date Range: 10/1/2021 to 10/31/2021

10/08	Tax Distribution	0	521.35	C
10/11	Tax Distribution	0	395.21	C
10/12	Tax Distribution	0	403.73	C
10/12	Tax Distribution	0	47.83	C
10/13	Tax Distribution	0	2,378.24	C
10/13	Tax Distribution	0	25.40	C
10/13	Tax Distribution	0	(1,115.97)	C
10/13	Tax Distribution	0	203.35	C
10/13	Tax Distribution	0	494.84	C
10/14	Tax Distribution	0	39.73	C
10/15	Tax Distribution	0	212.37	C
10/18	Tax Distribution	0	.66	C
10/18	Tax Distribution	0	62.80	C
10/19	Tax Distribution	0	564.15	C
10/19	Tax Distribution	0	85.20	C
10/19	Tax Distribution	0	35.59	C
10/20	Tax Distribution	0	231.63	C
10/21	Tax Distribution	0	515.41	C
10/21	Tax Distribution	0	1,325.31	C
10/25	Tax Distribution	0	926.81	C
10/26	Tax Distribution	0	23.25	C
10/26	Tax Distribution	0	298.16	C
10/27	Tax Distribution	0	4.16	C
10/27	Tax Distribution	0	72.28	C
10/28	Tax Distribution	0	13.75	C
10/28	Tax Distribution	0	458.41	C
10/29	Tax Distribution	0	17.33	C
10/29	Tax Distribution	0	212.19	C
11100.2021 2021 Real Estate Taxes			Source Code Total: 8,808,622.38	
10/01	Tax Distribution	0	13,196.79	C
10/01	Tax Distribution	0	20,347.24	C
10/01	Tax Distribution	0	6,823.41	C
10/04	Tax Distribution	0	44,684.45	C
10/04	Tax Distribution	0	24,259.04	C
10/04	Tax Distribution	0	16,430.23	C
10/04	Tax Distribution	0	92,956.50	C
10/04	Tax Distribution	0	8,380.16	C
10/05	Tax Distribution	0	22,793.94	C
10/05	Tax Distribution	0	(846.95)	C
10/05	Tax Distribution	0	16,704.87	C
10/05	Tax Distribution	0	9,674.76	C
10/05	Tax Distribution	0	19,507.39	C
10/05	Tax Distribution	0	12,129.36	C



Yavapai County Treasurer

Monthly Statement

Date Range: 10/1/2021 to 10/31/2021

10/06	Tax Distribution	0	21,549.79	C
10/06	Tax Distribution	0	35,052.04	C
10/06	Tax Distribution	0	(309.85)	C
10/06	Tax Distribution	0	33,786.01	C
10/06	Tax Distribution	0	43,064.45	C
10/06	Tax Distribution	0	16,516.95	C
10/06	Tax Distribution	0	19,229.92	C
10/07	Tax Distribution	0	1,502.85	C
10/07	Tax Distribution	0	34,666.58	C
10/07	Tax Distribution	0	22,273.52	C
10/07	Tax Distribution	0	73,957.58	C
10/07	Tax Distribution	0	46,504.45	C
10/07	Tax Distribution	0	24,924.02	C
10/07	Tax Distribution	0	253.77	C
10/07	Tax Distribution	0	12,877.58	C
10/08	Tax Distribution	0	16,516.05	C
10/08	Tax Distribution	0	44,578.19	C
10/08	Tax Distribution	0	64,663.17	C
10/08	Tax Distribution	0	34,017.11	C
10/08	Tax Distribution	0	9,170.68	C
10/08	Tax Distribution	0	19,273.95	C
10/11	Tax Distribution	0	(186.46)	C
10/11	Tax Distribution	0	10,855.06	C
10/11	Tax Distribution	0	91,773.21	C
10/11	Tax Distribution	0	49,869.55	C
10/11	Tax Distribution	0	44,954.48	C
10/11	Tax Distribution	0	21,857.27	C
10/11	Tax Distribution	0	10,724.44	C
10/12	Tax Distribution	0	2,051.75	C
10/12	Tax Distribution	0	21,999.60	C
10/12	Tax Distribution	0	163,078.80	C
10/12	Tax Distribution	0	24,978.79	C
10/12	Tax Distribution	0	57,196.30	C
10/12	Tax Distribution	0	15,195.09	C
10/12	Tax Distribution	0	13,724.48	C
10/13	Tax Distribution	0	1,275.46	C
10/13	Tax Distribution	0	(1,379.20)	C
10/13	Tax Distribution	0	5,144.72	C
10/13	Tax Distribution	0	115,398.80	C
10/13	Tax Distribution	0	118,603.10	C
10/13	Tax Distribution	0	41,991.69	C
10/13	Tax Distribution	0	28,339.25	C
10/13	Tax Distribution	0	36,160.44	C



Yavapai County Treasurer

Monthly Statement

Date Range: 10/1/2021 to 10/31/2021

10/14	Tax Distribution	0	84.08	C
10/14	Tax Distribution	0	12,098.82	C
10/14	Tax Distribution	0	129,737.85	C
10/14	Tax Distribution	0	62,826.12	C
10/14	Tax Distribution	0	41,172.32	C
10/14	Tax Distribution	0	24,744.47	C
10/14	Tax Distribution	0	18,924.90	C
10/15	Tax Distribution	0	682.58	C
10/15	Tax Distribution	0	164,597.40	C
10/15	Tax Distribution	0	39,060.98	C
10/15	Tax Distribution	0	48,512.14	C
10/15	Tax Distribution	0	21,156.21	C
10/15	Tax Distribution	0	26,754.25	C
10/18	Tax Distribution	0	841.79	C
10/18	Tax Distribution	0	21,397.16	C
10/18	Tax Distribution	0	(84.08)	C
10/18	Tax Distribution	0	123,757.17	C
10/18	Tax Distribution	0	58,846.97	C
10/18	Tax Distribution	0	37,612.05	C
10/18	Tax Distribution	0	24,710.55	C
10/18	Tax Distribution	0	5,000.41	C
10/19	Tax Distribution	0	233.84	C
10/19	Tax Distribution	0	33,493.68	C
10/19	Tax Distribution	0	(457.28)	C
10/19	Tax Distribution	0	111,049.57	C
10/19	Tax Distribution	0	34,414.17	C
10/19	Tax Distribution	0	87,878.88	C
10/19	Tax Distribution	0	19,010.34	C
10/19	Tax Distribution	0	21,528.56	C
10/20	Tax Distribution	0	75.77	C
10/20	Tax Distribution	0	13,290.07	C
10/20	Tax Distribution	0	(371.22)	C
10/20	Tax Distribution	0	146,650.54	C
10/20	Tax Distribution	0	63,339.81	C
10/20	Tax Distribution	0	69,928.85	C
10/20	Tax Distribution	0	19,203.66	C
10/20	Tax Distribution	0	72,545.95	C
10/21	Tax Distribution	0	527.40	C
10/21	Tax Distribution	0	7,577.69	C
10/21	Tax Distribution	0	(308.53)	C
10/21	Tax Distribution	0	2,915,903.25	C
10/21	Tax Distribution	0	48,654.70	C
10/21	Tax Distribution	0	83,328.32	C



Yavapai County Treasurer

Monthly Statement

Date Range: 10/1/2021 to 10/31/2021

10/21	Tax Distribution	0	21,233.90	C
10/21	Tax Distribution	0	30,039.96	C
10/22	Tax Distribution	0	2,270.51	C
10/22	Tax Distribution	0	15,482.59	C
10/22	Tax Distribution	0	(670.46)	C
10/22	Tax Distribution	0	146,450.26	C
10/22	Tax Distribution	0	58,751.07	C
10/22	Tax Distribution	0	55,921.48	C
10/22	Tax Distribution	0	31,840.13	C
10/22	Tax Distribution	0	57,594.24	C
10/25	Tax Distribution	0	157.14	C
10/25	Tax Distribution	0	4,951.28	C
10/25	Tax Distribution	0	482,024.33	C
10/25	Tax Distribution	0	51,220.64	C
10/25	Tax Distribution	0	58,155.41	C
10/25	Tax Distribution	0	28,541.83	C
10/25	Tax Distribution	0	23,686.49	C
10/26	Tax Distribution	0	11,422.50	C
10/26	Tax Distribution	0	(1,056.70)	C
10/26	Tax Distribution	0	121,180.86	C
10/26	Tax Distribution	0	41,734.93	C
10/26	Tax Distribution	0	41,762.23	C
10/26	Tax Distribution	0	12,553.92	C
10/26	Tax Distribution	0	18,447.09	C
10/27	Tax Distribution	0	200.80	C
10/27	Tax Distribution	0	26,188.36	C
10/27	Tax Distribution	0	(69.41)	C
10/27	Tax Distribution	0	226,804.35	C
10/27	Tax Distribution	0	74,210.33	C
10/27	Tax Distribution	0	51,197.90	C
10/27	Tax Distribution	0	35,945.96	C
10/27	Tax Distribution	0	27,240.58	C
10/28	Tax Distribution	0	17,139.88	C
10/28	Tax Distribution	0	6,462.94	C
10/28	Tax Distribution	0	254,334.71	C
10/28	Tax Distribution	0	57,311.28	C
10/28	Tax Distribution	0	44,517.77	C
10/28	Tax Distribution	0	32,386.79	C
10/28	Tax Distribution	0	18,915.52	C
10/29	Tax Distribution	0	6,055.52	C
10/29	Tax Distribution	0	13,960.94	C
10/29	Tax Distribution	0	12,430.83	C
10/29	Tax Distribution	0	749.72	C



Yavapai County Treasurer

Monthly Statement

Date Range: 10/1/2021 to 10/31/2021

10/29	Tax Distribution	0	125,897.09	C
10/29	Tax Distribution	0	56,285.85	C
10/29	Tax Distribution	0	25,465.72	C
10/29	Tax Distribution	0	425.49	C
10/29	Tax Distribution	0	16,219.05	C
12100.2012 2012 Personal Property Taxes			Source Code Total: 1.87	
10/07	Tax Distribution	0	1.87	C
12100.2016 2016 Personal Property Taxes			Source Code Total: 30.56	
10/04	Tax Distribution	0	30.56	C
12100.2018 2018 Personal Property Taxes			Source Code Total: 83.48	
10/04	Tax Distribution	0	57.80	C
10/15	Tax Distribution	0	25.68	C
12100.2019 2019 Personal Property Taxes			Source Code Total: 96.48	
10/01	Tax Distribution	0	52.74	C
10/04	Tax Distribution	0	18.29	C
10/15	Tax Distribution	0	25.45	C
12100.2020 2020 Personal Property Taxes			Source Code Total: 263.37	
10/15	Tax Distribution	0	8.03	C
10/15	Tax Distribution	0	25.07	C
10/18	Tax Distribution	0	67.45	C
10/20	Tax Distribution	0	2.02	C
10/22	Tax Distribution	0	33.56	C
10/22	Tax Distribution	0	80.70	C
10/25	Tax Distribution	0	38.68	C
10/25	Tax Distribution	0	7.86	C
12100.2021 2021 Personal Property Taxes			Source Code Total: 101,846.90	
10/04	Tax Distribution	0	75.11	C
10/04	Tax Distribution	0	491.00	C
10/04	Tax Distribution	0	134.37	C
10/04	Tax Distribution	0	116.61	C
10/05	Tax Distribution	0	173.60	C
10/05	Tax Distribution	0	691.99	C
10/05	Tax Distribution	0	303.65	C
10/05	Tax Distribution	0	9.47	C
10/06	Tax Distribution	0	130.75	C
10/06	Tax Distribution	0	341.87	C
10/06	Tax Distribution	0	224.41	C
10/06	Tax Distribution	0	99.70	C
10/06	Tax Distribution	0	233.92	C
10/07	Tax Distribution	0	571.48	C
10/07	Tax Distribution	0	738.62	C
10/07	Tax Distribution	0	61.67	C
10/07	Tax Distribution	0	106.39	C



Yavapai County Treasurer

Monthly Statement

Date Range: 10/1/2021 to 10/31/2021

10/07	Tax Distribution	0	220.99	C
10/08	Tax Distribution	0	119.76	C
10/08	Tax Distribution	0	651.07	C
10/08	Tax Distribution	0	1,258.53	C
10/08	Tax Distribution	0	493.27	C
10/08	Tax Distribution	0	676.21	C
10/11	Tax Distribution	0	715.54	C
10/11	Tax Distribution	0	631.93	C
10/11	Tax Distribution	0	1,302.29	C
10/11	Tax Distribution	0	243.97	C
10/11	Tax Distribution	0	415.63	C
10/11	Tax Distribution	0	467.56	C
10/12	Tax Distribution	0	118.74	C
10/12	Tax Distribution	0	1,444.49	C
10/12	Tax Distribution	0	344.51	C
10/12	Tax Distribution	0	1,663.16	C
10/12	Tax Distribution	0	212.61	C
10/12	Tax Distribution	0	88.65	C
10/13	Tax Distribution	0	(46.42)	C
10/13	Tax Distribution	0	90.91	C
10/13	Tax Distribution	0	3,883.43	C
10/13	Tax Distribution	0	1,412.77	C
10/13	Tax Distribution	0	168.76	C
10/13	Tax Distribution	0	837.29	C
10/13	Tax Distribution	0	104.10	C
10/14	Tax Distribution	0	49.64	C
10/14	Tax Distribution	0	192.25	C
10/14	Tax Distribution	0	960.85	C
10/14	Tax Distribution	0	1,089.75	C
10/14	Tax Distribution	0	539.33	C
10/14	Tax Distribution	0	394.73	C
10/14	Tax Distribution	0	196.16	C
10/15	Tax Distribution	0	2,149.22	C
10/15	Tax Distribution	0	487.89	C
10/15	Tax Distribution	0	1,020.96	C
10/15	Tax Distribution	0	312.82	C
10/15	Tax Distribution	0	445.33	C
10/18	Tax Distribution	0	10,242.04	C
10/18	Tax Distribution	0	1,958.21	C
10/18	Tax Distribution	0	1,957.77	C
10/18	Tax Distribution	0	516.83	C
10/18	Tax Distribution	0	539.69	C
10/19	Tax Distribution	0	100.89	C



Yavapai County Treasurer

Monthly Statement

Date Range: 10/1/2021 to 10/31/2021

10/19	Tax Distribution	0	881.19	C
10/19	Tax Distribution	0	1,488.09	C
10/19	Tax Distribution	0	969.14	C
10/19	Tax Distribution	0	1,090.10	C
10/19	Tax Distribution	0	154.15	C
10/19	Tax Distribution	0	301.05	C
10/20	Tax Distribution	0	420.17	C
10/20	Tax Distribution	0	4,093.07	C
10/20	Tax Distribution	0	757.39	C
10/20	Tax Distribution	0	1,782.61	C
10/20	Tax Distribution	0	227.02	C
10/20	Tax Distribution	0	284.91	C
10/21	Tax Distribution	0	2,001.62	C
10/21	Tax Distribution	0	1,275.99	C
10/21	Tax Distribution	0	129.60	C
10/21	Tax Distribution	0	2,369.10	C
10/21	Tax Distribution	0	238.47	C
10/21	Tax Distribution	0	390.89	C
10/22	Tax Distribution	0	690.60	C
10/22	Tax Distribution	0	2,027.44	C
10/22	Tax Distribution	0	916.45	C
10/22	Tax Distribution	0	320.33	C
10/22	Tax Distribution	0	177.11	C
10/22	Tax Distribution	0	3,280.98	C
10/25	Tax Distribution	0	149.51	C
10/25	Tax Distribution	0	2,361.01	C
10/25	Tax Distribution	0	405.15	C
10/25	Tax Distribution	0	1,305.61	C
10/25	Tax Distribution	0	216.44	C
10/25	Tax Distribution	0	207.69	C
10/26	Tax Distribution	0	298.83	C
10/26	Tax Distribution	0	2,861.52	C
10/26	Tax Distribution	0	4,635.92	C
10/26	Tax Distribution	0	597.45	C
10/26	Tax Distribution	0	313.52	C
10/26	Tax Distribution	0	85.49	C
10/27	Tax Distribution	0	29.08	C
10/27	Tax Distribution	0	72.56	C
10/27	Tax Distribution	0	(8.96)	C
10/27	Tax Distribution	0	3,133.54	C
10/27	Tax Distribution	0	1,033.99	C
10/27	Tax Distribution	0	260.45	C
10/27	Tax Distribution	0	1,206.63	C



Yavapai County Treasurer

Monthly Statement

Date Range: 10/1/2021 to 10/31/2021

10/27	Tax Distribution	0	5.23	C
10/28	Tax Distribution	0	406.32	C
10/28	Tax Distribution	0	226.31	C
10/28	Tax Distribution	0	874.51	C
10/28	Tax Distribution	0	1,085.82	C
10/28	Tax Distribution	0	243.82	C
10/28	Tax Distribution	0	633.83	C
10/28	Tax Distribution	0	87.79	C
10/29	Tax Distribution	0	241.32	C
10/29	Tax Distribution	0	814.89	C
10/29	Tax Distribution	0	1,543.14	C
10/29	Tax Distribution	0	422.47	C
10/29	Tax Distribution	0	4,313.79	C
10/29	Tax Distribution	0	336.04	C
37122.0 Fire District Deposit			Source Code Total: 5,124.13	
10/07	#3324143465 AT&T	0	5,124.13	C
37150.0 FDAT Distributions			Source Code Total: 159,908.56	
10/01	Fire Dist Assistance Tax 0.142976	0	771.55	C
10/04	Fire Dist Assistance Tax 0.142976	0	4,544.83	C
10/05	Fire Dist Assistance Tax 0.142976	0	1,600.38	C
10/06	Fire Dist Assistance Tax 0.142976	0	3,697.46	C
10/07	Fire Dist Assistance Tax 0.142976	0	3,807.41	C
10/08	Fire Dist Assistance Tax 0.142976	0	4,135.95	C
10/11	Fire Dist Assistance Tax 0.142976	0	4,671.32	C
10/12	Fire Dist Assistance Tax 0.142976	0	5,665.62	C
10/13	Fire Dist Assistance Tax 0.142976	0	6,759.40	C
10/14	Fire Dist Assistance Tax 0.142976	0	6,022.63	C
10/15	Fire Dist Assistance Tax 0.142976	0	6,070.53	C
10/18	Fire Dist Assistance Tax 0.142976	0	6,001.55	C
10/19	Fire Dist Assistance Tax 0.142976	0	7,004.18	C
10/20	Fire Dist Assistance Tax 0.142976	0	8,020.52	C
10/21	Fire Dist Assistance Tax 0.142976	0	46,295.84	C
10/22	Fire Dist Assistance Tax 0.142976	0	6,420.36	C
10/25	Fire Dist Assistance Tax 0.142976	0	10,953.14	C
10/26	Fire Dist Assistance Tax 0.142976	0	6,565.37	C
10/27	Fire Dist Assistance Tax 0.142976	0	8,046.43	C
10/28	Fire Dist Assistance Tax 0.142976	0	7,468.69	C
10/29	Fire Dist Assistance Tax 0.142976	0	5,385.40	C
90002.0 Interest Pd on Tax Roll Corrections			Source Code Total: (.84)	
10/21	79710 103-25-52906 2019 Adjustment/Corr Refund	79710	(.54)	D
10/21	79710 103-25-52906 2020 Adjustment/Corr Refund	79710	(.30)	D
91032.0 Warrants Redeemed			Source Code Total: (1,462.50)	
10/22	Paid Warrants	0	(1,462.50)	D



Yavapai County Treasurer

Monthly Statement

Date Range: 10/1/2021 to 10/31/2021

91702.0 Transfer out		Source Code Total: (282,308.20)
10/22 Transfer Request per kb	0	(282,308.20) D
6060040000 Central Yavapai Fire Dist GF		Ending Balance: 9,434,568.39

Warrant Detail

Payee Name	Warrant	Amount	Issue Dt	Status Dt	Voucher
6060040000 Central Yavapai Fire Dist GF					Account Total: 1,462.50
Fund: 0600					Fund Total: 1,462.50
Status: PAID					Status Total: 1,462.50
/	0706001066	1,462.50	10/18/21	10/22/21	
	Count	Amount			
Total PAID:	1	1,462.50			

CENTRAL YAVAPAI FIRE DISTRICT
Bank Reconciliation Summary
For the Bank Statement ending: 10/31/2021

BANK CONTROL ID: CYFD - GENERAL FUND		DESC: GENERAL FUND	ACCOUNT NO: 1100
	Beginning Balance:	10/01/21	\$631,271.02
	Deposits and Credits:		\$9,087,068.91
	Checks and Charges:		(\$283,771.54)
	Adjustments:		\$0.00
	Ending Balance Per Reconciliation:		<u>\$9,434,568.39</u>
	Ending Balance Per Bank Statement:	10/31/21	\$9,434,568.39
	* Outstanding Deposits and Credits:	10/31/21	\$0.00
	* Outstanding Checks and Charges:	10/31/21	(\$300.00)
	Ending Book Balance:	10/31/21	<u>\$9,434,268.39</u>

* Outstanding amounts are all outstanding credits and charges dated prior or equal to the Reconciliation date.

CENTRAL YAVAPAI FIRE DISTRICT
BR Checks and Charges Cleared
For the Bank Statement ending: 10/31/21

CYFD		General Fund			1100
Date	Document	Description	Module	Company	Amount
10/18/21	706001066	Nicolas J. Cornelius	AP	CYFD	\$1,462.50
10/31/21	Cash With Yav Cty	Fire Authority Funding October	GL	CYFD	\$282,308.20
10/31/21	Cash With Yav Cty	Tax Roll Corrections October 2	GL	CYFD	\$0.84
TOTAL CHECKS AND CHARGES CLEARED:					\$283,771.54

CENTRAL YAVAPAI FIRE DISTRICT
BR Checks and Charges Outstanding
For the Bank Statement ending: 10/31/21

CYFD		General Fund		General Fund		1100
Date	Document	Description	Module	Company	Amount	
10/04/21	706001065	AZ Fire District Assoc.	AP	CYFD	\$300.00	
TOTAL CHECKS AND CHARGES OUTSTANDING:					\$300.00	

CENTRAL YAVAPAI FIRE DISTRICT
BR Deposits and Credits Cleared
For the Bank Statement ending: 10/31/21

CYFD		General Fund			1100
Date	Document	Description	Module	Company	Amount
10/07/21	5130	Deposit	AR	CYFD	\$5,124.13
10/31/21	Cash With Yav Cty	Tax Revenue October 2021	GL	CYFD	\$9,081,944.78
TOTAL DEPOSITS AND CREDITS CLEARED:					\$9,087,068.91

CENTRAL YAVAPAI FIRE DISTRICT
BR Deposits and Credits Outstanding
For the Bank Statement ending:

Date	Document	Description	Module	Company	Amount
------	----------	-------------	--------	---------	--------

TOTAL DEPOSITS AND CREDITS OUTSTANDING:

CENTRAL YAVAPAI FIRE DISTRICT
Bank Reconciliation Register

Document Number	Date	BR Status	Void?	Description	Date Cleared	Amount
-----------------	------	-----------	-------	-------------	--------------	--------

MODULE: CHECKS FROM ACCOUNTS PAYABLE

BANK CONTROL ID: CYFD - GENERAL FUND						
706001065	10/04/21	Retrieved	No	AZ Fire District Assoc.		\$300.00
706001066	10/18/21	Marked	No	Nicolas J. Cornelius	11/09/21	\$1,462.50
SUB TOTAL FOR BANK:						\$1,762.50
TOTAL FOR MODULE:						\$1,762.50

MODULE: DEPOSITS FROM ACCOUNTS RECEIVABLE

BANK CONTROL ID: CYFD - GENERAL FUND						
5130	10/07/21	Marked	No	Deposit	11/09/21	\$5,124.13
SUB TOTAL FOR BANK:						\$5,124.13
TOTAL FOR MODULE:						\$5,124.13

MODULE: JOURNAL ENTRIES FROM GENERAL LEDGER

BANK CONTROL ID: CYFD - GENERAL FUND						
Cash With Yav Cty	10/31/21	Marked	No	Fire Authority Funding October	11/09/21	\$282,308.20
Cash With Yav Cty	10/31/21	Marked	No	Tax Revenue October 2021	11/09/21	\$9,081,944.78
Cash With Yav Cty	10/31/21	Marked	No	Tax Roll Corrections October 2	11/09/21	\$0.84
SUB TOTAL FOR BANK:						\$9,364,253.82
TOTAL FOR MODULE:						\$9,364,253.82

CENTRAL YAVAPAI FIRE DISTRICT
BR Adjustments Report
For the Bank Statement ending:

Date	Document	Description	GL Account	Offset Amt	Adj. Amt
------	----------	-------------	------------	------------	----------

DOCUMENT:

ADJUSTMENT DOCUMENT " TOTAL:

TOTAL FOR ALL ADJUSTMENTS:

11/9/21
10:14:17 AM

CENTRAL YAVAPAI FIRE DISTRICT
Income Statement
(Original Budget to Actual Comparison)
For the period of 10/1/2021 Through 10/31/2021

	Account	Actual	Current Period Budget	Variance	%	Actual	Year To Date Budget	Variance	%
<u>Revenues</u>									
Real Estate Tax	400000000	\$8,819,713.56	\$0.00	\$8,819,713.56	0.0%	\$28,222,824.14	\$21,044,253.00	\$7,178,571.14	34.1%
Personal Property Tax	410000000	102,322.66	0.00	102,322.66	0.0	394,492.41	0.00	394,492.41	0.0
Fire District Assistance Tax	420000000	159,908.56	0.00	159,908.56	0.0	565,923.59	400,000.00	165,923.59	41.5
Tax Revenue - Other	425000000	0.00	0.00	0.00	0.0	15,651.57	0.00	15,651.57	0.0
Cell Tower Lease Revenue	477500000	5,124.13	0.00	5,124.13	0.0	82,765.19	55,668.00	27,097.19	48.7
Interest Income-General Fund	490000000	0.00	0.00	0.00	0.0	6,905.91	0.00	6,905.91	0.0
Net Revenues		\$9,087,068.91	\$0.00	\$9,087,068.91	0.0 %	\$29,288,562.81	\$21,499,921.00	\$7,788,641.81	36.2 %
<u>Personnel Expenses</u>									
Fire Authority Funding	670010000	\$282,308.20	\$0.00	\$(282,308.20)	0.0%	\$20,834,787.05	\$21,466,421.00	\$631,633.95	2.9%
Total Personnel Expenses		\$282,308.20	\$0.00	\$(282,308.20)	0.0 %	\$20,834,787.05	\$21,466,421.00	\$631,633.95	2.9 %
<u>Service Expenses</u>									
Audit & Accounting	640010000	\$0.00	\$0.00	\$0.00	0.0%	\$5,207.50	\$7,500.00	\$2,292.50	30.6%
Other Prof Services/Admin	640510000	0.00	0.00	0.00	0.0	15.00	0.00	(15.00)	0.0
Legal Services - Routine	641010000	1,462.50	0.00	(1,462.50)	0.0	4,207.50	5,000.00	792.50	15.9
Legal Services - Non-Routine	641010600	0.00	0.00	0.00	0.0	1,942.50	0.00	(1,942.50)	0.0
Fire Board Expenses	644110000	300.00	0.00	(300.00)	0.0	625.98	1,000.00	374.02	37.4
Misc/Admin	661010000	0.84	0.00	(0.84)	0.0	118.86	0.00	(118.86)	0.0
Total Service Expenses		\$1,763.34	\$0.00	\$(1,763.34)	0.0 %	\$12,117.34	\$13,500.00	\$1,382.66	10.2 %
Total Expenses		\$284,071.54		\$(284,071.54)		\$20,846,904.39	\$21,479,921.00	\$633,016.61	2.9%
Income (Loss) from Operations		\$8,802,997.37	\$0.00	\$8,802,997.37	0.0%	\$8,441,658.42	\$20,000.00	\$8,421,658.42	42108.3%
<u>Contingency</u>									
Funded Contingency/Admin	780010000	\$0.00	\$0.00	\$0.00	0.0%	\$0.00	\$(20,000.00)	\$20,000.00	100.0%
Total Contingency		\$0.00	\$0.00	\$0.00	0.0 %	\$0.00	\$(20,000.00)	\$20,000.00	100.0 %
Net Income (Loss)		\$8,802,997.37	\$0.00	\$8,802,997.37	0.0%	\$8,441,658.42	\$0.00	\$8,441,658.42	0.0%

11/9/21
10:14:54 AM

CENTRAL YAVAPAI FIRE DISTRICT

Balance Sheet
As of 10/31/2021

Assets

Current Assets

Cash with Yavapai County	\$9,434,268.39	
Taxes Receivable	350,004.50	
Misc. Receivables	3,371.65	
Total Current Assets		\$9,787,644.54

Total Assets

\$9,787,644.54

Liabilities and Net Assets

Current Liabilities

Accounts Payable	\$2,048.00	
Deferred Revenue	228,141.00	
CAFMA accounts payable	224,466.00	
Total Current Liabilities		\$454,655.00

Total Liabilities

\$454,655.00

Net Assets

Fund Balance	\$891,331.12	
Current Year Net Assets	8,441,658.42	
Total Net Assets		9,332,989.54
Total Liabilities and Net Assets		<u>\$9,787,644.54</u>

CENTRAL YAVAPAI FIRE DISTRICT
GL Account Ledger - Detail By Period
10/1/2021 through 10/31/2021

Batch	Journal	Entry #	Date	Job	Document	Description	Debits	Credits	Balance
1100.0.0.000			CASH WITH YAVAPAI COUNTY						\$631,271.02
4915	CD	1489293	10/04/21		706001065	AZ Fire District Assoc. - Cash Disbursement AFDA1	-	300.00	630,971.02
4918	CR	1489302	10/07/21		3324143465	AT&T MOBILITY, LLC -	5,124.13	-	636,095.15
4919	CD	1489305	10/18/21		706001066	Nicolas J. Cornelius - Cash Disbursement CORNIC	-	1,462.50	634,632.65
4920	A	1489308	10/31/21		Cash With Yav Cty	Fire Authority Funding October 2021	-	282,308.20	352,324.45
4921	A	1489309	10/31/21		Cash With Yav Cty	Tax Revenue October 2021	9,081,944.78	-	9,434,269.23
4922	A	1489314	10/31/21		Cash With Yav Cty	Tax Roll Corrections October 2021	-	0.84	9,434,268.39
CASH WITH YAVAPAI COUNTY TOTALS:							\$9,087,068.91	\$284,071.54	\$9,434,268.39
TOTAL OF LEDGER:							\$9,087,068.91	\$284,071.54	\$9,434,268.39

CENTRAL YAVAPAI FIRE DISTRICT
GL Trial Balance Worksheet
For The Period of 10/1/2021 through 10/31/2021

Account	Description	Balances				Adjustments
		Beginning	Debits	Credits	Ending	
1100.0.0.000	Cash with Yavapai County	\$631,271.02	\$9,087,068.91	\$284,071.54	\$9,434,268.39	
TOTALS:		<u>\$631,271.02</u>	<u>\$9,087,068.91</u>	<u>\$284,071.54</u>	<u>\$9,434,268.39</u>	

* Inactive accounts are marked and appear in grey.