

## AGENDA

**Central Arizona Fire and Medical Authority  
Central Yavapai Fire District Board of Directors  
CY Regular Meeting  
Monday, March 28, 2022, 4:30 pm - 5:00 pm  
Central Arizona Fire and Medical Authority, Administration, 8603 E. Eastridge Drive,  
Prescott Valley**

### NOTICE OF MEETING

Pursuant to A.R.S. § 38-431.02, notice is hereby given to the members of the Central Yavapai Fire District Board of Directors and the general public that the **Central Yavapai Fire District** will hold a meeting open to the public on **Monday, March 28, 2022 at 4:30 p.m.** The meeting will be held at **Central Arizona Fire and Medical Authority, Administration, 8603 E. Eastridge Drive, Prescott Valley, Arizona.** The Board may vote to go into Executive Session on any agenda item, pursuant to A.R.S. §38-431.03(A)(3) for discussion and consultation for legal advice with the District's Attorney on matters as set forth in the agenda item. The following topics and any variables thereto, will be subject to Board consideration, discussion, approval, or other action. All items are set for possible action. Members may attend in person or via remote methods of communication.

1. CALL TO ORDER / ROLL CALL OF BOARD MEMBERS
2. PLEDGE OF ALLEGIANCE
3. BOARD MEMBER REPORTS

Reports are informational only. Any item articulated in the reports is subject to clarification, discussion, and direction by the Board; no action will be taken.

4. CALL TO THE PUBLIC

In accordance with A.R.S. §38-431.01(H) and as a matter of policy, the Central Yavapai Fire District Board has decided to allow public comments as time permits. Therefore, those wishing to address the Board regarding an issue within the jurisdiction of this public body may do so in an orderly manner that includes completing a Call to the Public Form and submitting it to staff for the record. If a written statement is being read, please provide a copy to ensure it is entered into the record accurately. Individuals will be limited to speak for three (3) minutes and Call to the Public shall not exceed 15 minutes per meeting.

5. CONSENT AGENDA

All matters listed under consent agenda are considered to be routine by the Central Yavapai Fire District Board and will be enacted by one motion. There will be no separate discussion on these items. Any item may be removed by a Board member and will be considered separately for motion, discussion and action.

- A. Approve Regular Session Minutes - December 16, 2021
- B. Approve Executive Session Minutes - December 16, 2021
- C. Approve September 2021 General Fund and Bond Debt Service Financials
- D. Approve October 2021 General Fund and Bond Debt Service Financials

- E. Approve December 2021 General Fund and Bond Debt Service Financials
- F. Approve January 2022 General Fund and Bond Debt Service Financials
- G. Approve February 2022 General Fund and Bond Debt Service Financials
- 6. NEW BUSINESS
  - A. Discussion and Possible Direction to Staff Regarding Budget Update and Scheduling of April Budget Work Study Session
- 7. ADJOURNMENT

Disabled persons needing reasonable accommodations should call 928-772-7711 prior to the scheduled meeting.

## MINUTES

**Central Yavapai Fire District Board of Directors Regular Meeting  
Thursday, December 16, 2021, 4:30 pm - 5:00 pm  
Central Arizona Fire and Medical Authority, Administration, 8603 E. Eastridge  
Drive, Prescott Valley**

### **In-Person Attendance**

Darlene Packard; Dave Tharp; Kathy Goodman; Matt Zurcher; Pete Gordon;  
Rick Anderson; Scott A Freitag; Susanne Dixon

### **Remote Attendance**

Dane Beck; Nicolas Cornelius

## **NOTICE OF MEETING**

Pursuant to A.R.S. § 38-431.02, notice is hereby given to the members of the Central Yavapai Fire District Board of Directors and the general public that the **Central Yavapai Fire District** will hold a meeting open to the public on **Thursday, December 16, 2021 at 4:30 p.m.** The meeting will be held at **Central Arizona Fire and Medical Authority, Administration, 8603 E. Eastridge Drive, Prescott Valley, Arizona.** The Board may vote to go into Executive Session on any agenda item, pursuant to A.R.S. §38-431.03(A)(3) for discussion and consultation for legal advice with the District's Attorney on matters as set forth in the agenda item. The following topics and any variables thereto, will be subject to Board consideration, discussion, approval, or other action. All items are set for possible action. Members may attend in person or via remote methods of communication.

### **1. CALL TO ORDER / ROLL CALL OF BOARD MEMBERS**

**Chair Zurcher called the meeting to order at 4:32 p.m.**

### **2. PLEDGE OF ALLEGIANCE**

**Chair Zurcher led the Pledge of Allegiance.**

### **3. NEW BUSINESS**

- A. Discussion and Possible Action Regarding Election of Fire Board Chairperson and Board Clerk

**Director Packard nominated Director Zurcher to continue as Board Chair; the motion was seconded by Director Anderson.**

**There were no other nominations; motion passed unanimously.**

**Director Anderson nominated Director Packard as Board Clerk; the motion was seconded by Director Gordon.**

**There were no other nominations; motion passed unanimously.**

- B. Presentation, Discussion, and Acceptance of FY 2021 Audit Report as Presented by Henry & Horne

**This item taken after Item 8.B.**

**Chief Tharp presented the Fiscal Year 2021 Audit Report due to technical difficulties with Zoom that did not allow Noemi Barter from Henry + Horne to make the presentation. All statements in reports are management statements that are tested by the auditors to determine if they are materially accurate and fair. Henry + Horne found that statements are presented fairly and have reported a clean opinion.**

**Motion to accept the Fiscal Year 2021 audit report as presented by Henry + Horne.**

Move: Rick Anderson Second: Darlene Packard Status: Passed

Yes: Darlene Packard, Matt Zurcher, Dane Beck, Pete Gordon, Rick Anderson

4. BOARD MEMBER REPORTS

Reports are informational only. Any item articulated in the reports is subject to clarification, discussion, and direction by the Board; no action will be taken.

**This item taken after Item 3.A.**

**Clerk Packard reported that she is continuing her farewell tour of station ride-alongs. She encouraged the Board to spend time with the firefighters as they appreciate the support.**

5. CALL TO THE PUBLIC

In accordance with A.R.S. §38-431.01(H) and as a matter of policy, the Central Yavapai Fire District Board has decided to allow public comments as time permits. Therefore, those wishing to address the Board regarding an issue within the jurisdiction of this public body may do so in an orderly manner that includes completing a Call to the Public Form and submitting it to staff for the record. If a written statement is being read, please provide a copy to ensure it is entered into the record accurately. Individuals will be limited to speak for three (3) minutes and Call to the Public shall not exceed 15 minutes per meeting.

**There were no public comments.**

6. CONSENT AGENDA

All matters listed under consent agenda are considered to be routine by the Central Yavapai Fire District Board and will be enacted by one motion. There will be no separate discussion on these items. Any item may be removed by a Board member and will be considered separately for motion, discussion and action.

- A. Approve Regular Session Minutes - September 27, 2021
- B. Approve General Fund Financial Statements
- C. Approve Bond Debt Service Financial Statements
- D. Approve Annexation and Resolution 2021-13, Bednar, 9675 N. Prescott Ridge Rd., Parcel 401-01-075C



**Motion to approve the Consent Agenda.**

Move: Rick Anderson Second: Pete Gordon Status: Passed

Yes: Darlene Packard, Matt Zurcher, Dane Beck, Pete Gordon, Rick Anderson

7. VOTE TO GO INTO EXECUTIVE SESSION

**Motion to go into Executive Session at 4:37 p.m.**

Move: Rick Anderson Second: Pete Gordon Status: Passed

Yes: Darlene Packard, Matt Zurcher, Dane Beck, Pete Gordon, Rick Anderson

A. Legal Advice Pursuant to A.R.S. §38-431.03(A)(3) Regarding Marijuana Tax Payments

8. NEW BUSINESS, CONTINUED

A. Discussion and Possible Action Regarding Marijuana Tax Payments

**Reconvened into Open Session at 4:46 p.m.**

**Chair Zurcher gave direction to Staff to continue moving forward with the letter and working with PSPRS.**

B. Discussion and Possible Approval of Budget Development Schedule

**Chief Tharp explained that the annual budget schedule gives the Board an overall view of the budget process in order to meet obligations set forth by the County and the State. He also noted that there will be Budget Work Study Session scheduled for April.**

**Motion to approve the Budget Schedule.**

Move: Darlene Packard Second: Pete Gordon Status: Passed

Yes: Darlene Packard, Matt Zurcher, Dane Beck, Pete Gordon, Rick Anderson

9. ADJOURNMENT

**This item was taken after Item 3.B.**

**Motion to adjourn at 4:54 p.m.**

Move: Darlene Packard Second: Rick Anderson Status: Passed

Yes: Darlene Packard, Matt Zurcher, Dane Beck, Pete Gordon, Rick Anderson

The Central Yavapai Fire District Board of Directors have reviewed and approved the following financial documents to include Income Statements, Balance Sheets, and Bank Reconciliations with supporting documents, Revenue and Expenditure Graphs, and Cash Flow Projections in compliance with A.R.S. § 48-805, 807.

CYFD General Fund

CYFD Bond Debt Service

_____ Fire Board Chairperson	_____ Date
---------------------------------	---------------

_____ Fire Board Clerk	_____ Date
---------------------------	---------------

**CENTRAL YAVAPAI FIRE DISTRICT - GENERAL FUND**  
**CHECK RECONCILIATION SEPTEMBER, 2021**

**Reconciliation:**

Beginning Balance:	\$ 401,779.81
Deposits:	\$ 277,184.07
Transfer Out - Fire Authority:	\$ (52,806.92)
Disbursements:	\$ -
Interest Paid on Tax Roll Corrections:	\$ (10.07)
Fire District Deposit	\$ 5,124.13
County Adjustments:	\$ -
<b>Ending Balance:</b>	<b>\$ 631,271.02</b>

**Difference Between Balances:** \$ -

**Bank Statement Balance:**

Balance Per Bank:	\$ 631,271.02
Outstanding Checks:	\$ -
Outstanding Deposits:	\$ -

**Ending Balance:** \$ 631,271.02

**G/L Ending Balance:** \$ 631,271.02

**\$ 631,271.02**

**Deposits Per Bank Statement:**

Real Estate Taxes:	\$ 263,873.46
Personal Property Taxes:	\$ 8,423.17
Fire District Assistance Tax:	\$ 4,669.06
Interest Income:	\$ 218.38
Transfer to CAFMA:	\$ 52,806.92
Fire District Deposits:	\$ 5,124.13
Interest Paid on Tax Roll Corrections:	\$ 10.07
Other:	\$ -
Other:	\$ -

**Ending Balance:** \$ 335,125.19

**Bank Reconciliation Register:**

Checks From Accounts Payable:	\$ -
Prior Period Adjustment:	
Other:	
<b>Total Checks:</b>	<b>\$ -</b>

Deposits From Accounts Receivable:	\$ 5,124.13
Journal Entries From General Ledger:	\$ 330,001.06
Outstanding Transfer:	
Outstanding Deposit:	

**Ending Balance:** \$ 335,125.19

Reconciliation Approved By:

**Scott Freitag**

*Scott Freitag, Fire Chief*

Digitally signed by Scott Freitag  
Date: 2021.10.18 09:11:29 -07'00'

Reconciliation Reviewed By:

**Dave Tharp**

*David Tharp, Assistant Chief of Administration*

Digitally signed by Dave Tharp  
Date: 2021.10.15 22:01:30 -07'00'

Reconciliation Prepared By:

**Karen Butler Mauldin**

*Karen Butler Mauldin, Finance Manager*

Digitally signed by Karen Butler Mauldin  
Date: 2021.10.13 17:37:16 -07'00'

**CENTRAL YAVAPAI FIRE DISTRICT**  
**General Fund Tax Collection Information**

Total Levy Month	FY 16-17 \$14,116,233 Collected	FY 17-18 \$16,282,904 Collected	FY 18-19 \$16,529,780 Collected	FY 19-20 \$17,960,663 Collected	FY 20-21 \$19,423,017 Collected	FY 21-22 \$21,044,253 Collected
July	\$50,468	\$47,993	\$48,809	\$53,398	\$113,844	\$91,719
%	0.358%	0.295%	0.295%	0.297%	0.586%	0.436%
% To Date	0.3575%	0.2947%	0.2953%	0.2973%	0.5861%	0.4358%
August	\$26,519	\$25,442	\$29,028	\$18,645	\$21,440	\$30,145
%	0.188%	0.156%	0.176%	0.104%	0.110%	0.143%
% To Date	0.5454%	0.4510%	0.4709%	0.4011%	0.6965%	0.5791%
September	\$789,429	\$768,730	\$136,335	\$151,569	\$38,040	\$272,297
%	5.592%	4.721%	0.825%	0.844%	0.196%	1.294%
% To Date	6.1377%	5.1721%	1.2957%	1.2450%	0.8924%	1.8730%
October	\$3,589,494	\$6,179,209	\$6,735,649	\$7,842,869	\$7,733,468	\$0
%	25.428%	37.949%	40.749%	43.667%	39.816%	0.000%
% To Date	31.5659%	43.1211%	42.0442%	44.9119%	40.7084%	1.8730%
November	\$3,154,358	\$1,286,322	\$2,208,068	\$1,675,932	\$2,373,821	\$0
%	22.346%	7.900%	13.358%	9.331%	12.222%	0.000%
% To Date	53.9115%	51.0210%	55.4024%	54.2431%	52.9301%	1.8730%
December	\$896,697	\$987,194	\$1,064,960	\$1,336,392	\$1,753,590	\$0
%	6.3522%	6.0628%	6.4427%	7.4407%	9.0284%	0.0000%
% To Date	60.2637%	57.0837%	61.8450%	61.6837%	61.9585%	1.8730%
January	\$368,574	\$609,745	\$416,757	\$428,512	\$450,460	\$0
%	2.6110%	3.7447%	2.5212%	2.3858%	2.3192%	0.0000%
% To Date	62.8747%	60.8284%	64.3663%	64.0696%	64.2777%	1.8730%
February	\$394,891	\$350,747	\$328,790	\$452,992	\$306,355	\$0
%	2.7974%	2.1541%	1.9891%	2.5221%	1.5773%	0.0000%
% To Date	65.6721%	62.9825%	66.3554%	66.5917%	65.8550%	1.8730%
March	\$606,436	\$629,128	\$657,391	\$623,229	\$520,420	\$0
%	4.2960%	3.8637%	3.9770%	3.4700%	2.6794%	0.0000%
% To Date	69.9681%	66.8462%	70.3324%	70.0617%	68.5344%	1.8730%
April	\$3,343,070	\$3,414,235	\$3,987,889	\$4,164,352	\$4,734,267	\$0
%	23.6824%	20.9682%	24.1255%	23.1860%	24.3745%	0.0000%
% To Date	93.6506%	87.8145%	94.4579%	93.2476%	92.9089%	1.8730%
May	\$678,353	\$813,680	\$695,530	\$837,799	\$840,183	\$0
%	4.8055%	4.9971%	4.2077%	4.6646%	4.3257%	0.0000%
% To Date	98.4561%	92.8116%	98.6656%	97.9123%	97.2346%	1.8730%
June	\$183,806	\$187,184	\$220,679	\$201,547	\$325,848	\$0
%	1.3021%	1.1496%	1.3350%	1.1222%	1.6776%	0.0000%
% To Date	99.7582%	93.9612%	100.0006%	99.0344%	98.9122%	1.8730%
TOTALS	\$14,082,095	\$15,299,608	\$16,529,886	\$17,787,237	\$19,211,735	\$394,160
Delinquency	0.2418%	6.0388%	-0.0006%	0.9656%	1.0878%	98.1270%

**CENTRAL YAVAPAI FIRE DISTRICT**  
**FDAT Collection Information**

Total Levy Month	FY 16-17 \$313,900 Collected	FY 17-18 \$333,290 Collected	FY 18-19 \$333,290 Collected	FY 19-20 \$366,547 Collected	FY 20-21 \$400,000 Collected	FY 21-22 \$400,000 Collected
July	\$1,423	\$1,630	\$1,238	\$1,475	\$2,769	\$1,871
%	0.453%	0.489%	0.371%	0.403%	0.692%	0.468%
% To Date	0.4533%	0.4890%	0.3715%	0.4025%	0.6923%	0.4677%
August	\$661	\$534	\$707	\$1,109	\$662	\$1,498
%	0.211%	0.160%	0.212%	0.303%	0.166%	0.375%
% To Date	0.6638%	0.6491%	0.5835%	0.7050%	0.8579%	0.8422%
September	\$8,777	\$12,654	\$3,182	\$7,941	\$879	\$4,669
%	2.796%	3.797%	0.955%	2.166%	0.220%	1.167%
% To Date	3.4600%	4.4456%	1.5383%	2.8713%	1.0777%	2.0095%
October	\$86,411	\$93,081	\$139,813	\$459,768	\$160,480	\$0
%	27.528%	27.928%	41.949%	125.432%	40.120%	0.000%
% To Date	30.9882%	32.3735%	43.4876%	128.3035%	41.1979%	2.0095%
November	\$75,219	\$74,651	\$59,861	\$128,454	\$48,339	\$0
%	23.9628%	22.3983%	17.9606%	35.0443%	12.0848%	0.0000%
% To Date	54.9510%	54.7717%	61.4482%	163.3478%	53.2826%	2.0095%
December	\$24,923	\$21,663	\$25,413	(\$344,794)	\$39,219	\$0
%	7.9398%	6.4997%	7.6250%	-94.0656%	9.8048%	0.0000%
% To Date	62.8908%	61.2715%	69.0732%	69.2822%	63.0874%	2.0095%
January	\$11,762	\$11,312	\$11,149	\$11,446	\$12,625	\$0
%	3.7471%	3.3939%	3.3450%	3.1227%	3.1562%	0.0000%
% To Date	66.6378%	64.6654%	72.4183%	72.4049%	66.2436%	2.0095%
February	\$8,291	\$8,056	\$7,409	\$10,419	\$6,657	\$0
%	2.641%	2.417%	2.223%	2.842%	1.664%	0.000%
% To Date	69.2790%	67.0825%	74.6413%	75.2473%	67.9079%	2.0095%
March	\$12,638	\$12,174	\$13,713	\$13,361	\$10,897	\$0
%	4.0261%	3.6528%	4.1143%	3.6452%	2.7242%	0.0000%
% To Date	73.3051%	70.7354%	78.7556%	78.8925%	70.6320%	2.0095%
April	\$62,586	\$63,209	\$79,859	\$85,315	\$88,842	\$0
%	19.9382%	18.9651%	23.9607%	23.2754%	22.2104%	0.0000%
% To Date	93.2433%	89.7005%	102.7163%	102.1679%	92.8424%	2.0095%
May	\$23,662	\$23,731	\$18,881	\$21,832	\$19,620	\$0
%	7.5381%	7.1201%	5.6650%	5.9561%	4.9050%	0.0000%
% To Date	100.7814%	96.8206%	108.3813%	108.1240%	97.7475%	2.0095%
June	\$4,682	\$5,094	\$5,726	\$4,474	\$6,987	\$0
%	1.4916%	1.5285%	1.7181%	1.2206%	1.7468%	0.0000%
% To Date	102.2729%	98.3491%	110.0994%	109.3446%	99.4943%	2.0095%
TOTALS	\$321,035	\$327,788	\$366,950	\$400,799	\$397,977	\$8,038
Delinquency	-2.2729%	1.6509%	-10.0994%	-9.3446%	0.5057%	97.9905%
	100.0000%	100.0000%	100.0000%	100.0000%	100.0000%	100.0000%



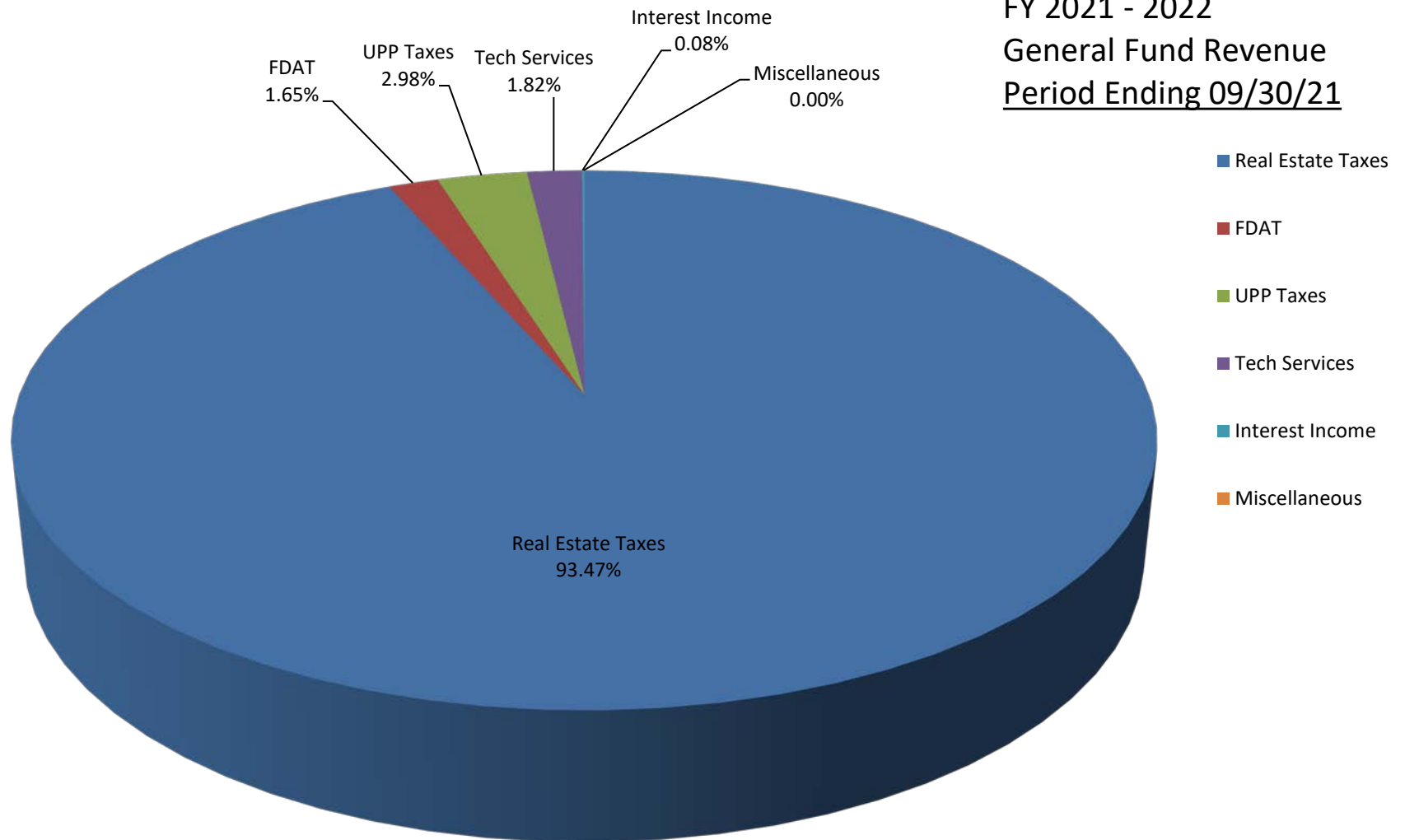
### 2021 - 2022 Cash Flow by Month : SEPTEMBER

[illegible]

**CENTRAL YAVAPAI FIRE DISTRICT  
REVENUE GRAPH DATA**

	<b>Revenue</b>	<b>Budget</b>	<b>%</b>
Real Estate Taxes	\$ 263,873	\$ 21,044,253	93.47
FDAT	\$ 4,669	\$ 400,000	1.65
UPP Taxes	\$ 8,423	\$ -	2.98
Tech Services	\$ 5,124	\$ 55,668	1.82
Interest Income	\$ 218	\$ -	0.08
Miscellaneous	\$ -	\$ -	0.00
<b>TOTALS:</b>	<b>\$ 282,308</b>	<b>\$ 21,499,921</b>	<b>100.00</b>

Central Yavapai Fire District  
FY 2021 - 2022  
General Fund Revenue  
Period Ending 09/30/21

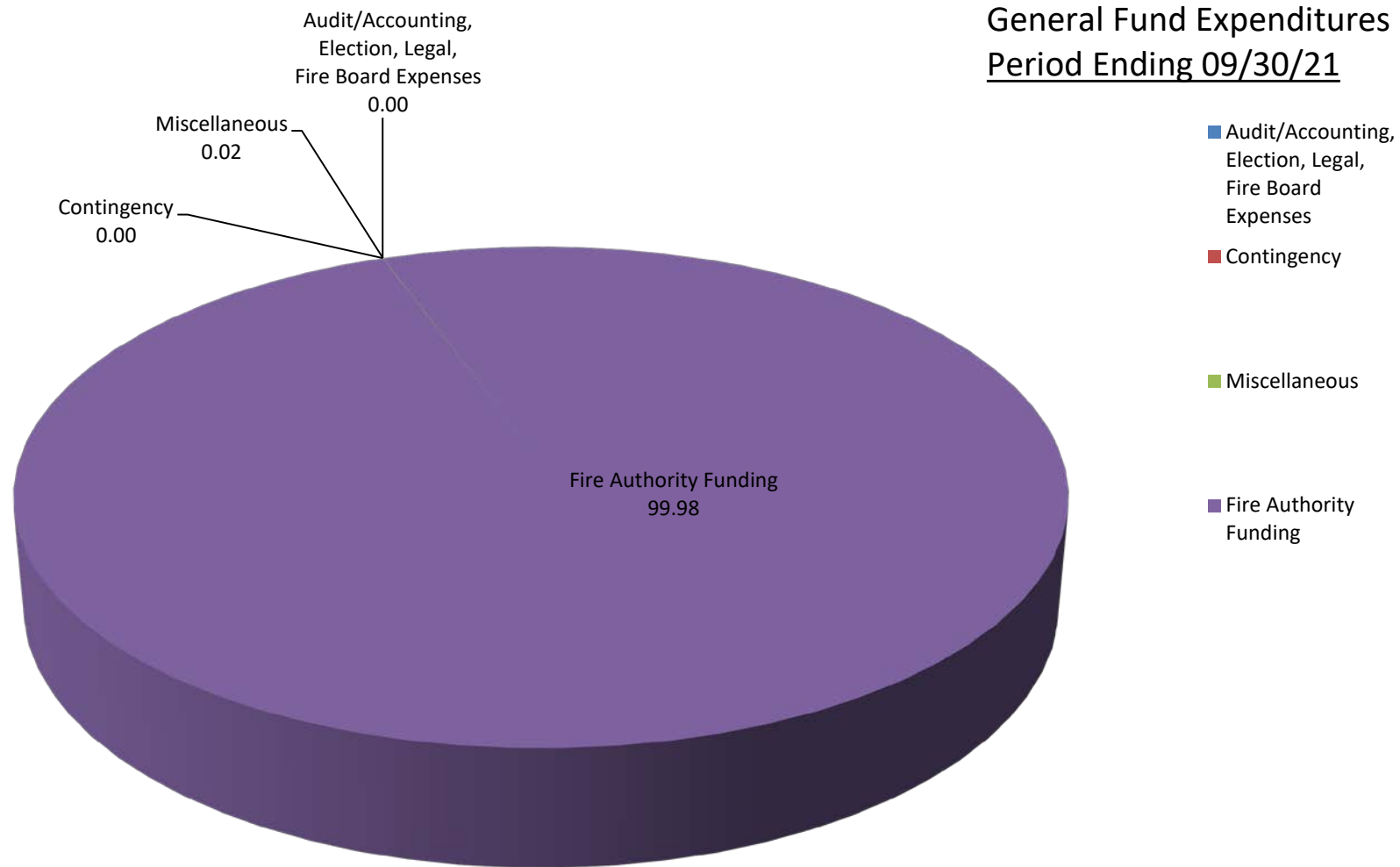




**CENTRAL YAVAPAI FIRE DISTRICT  
EXPENSE GRAPH DATA**

Expense		Budget	%
Audit/Accounting, Election, Legal, Fire Board Expenses	\$0	\$ 13,500	0.00
Contingency	\$0	\$ 20,000	0.00
Miscellaneous	\$10	\$ -	0.02
Fire Authority Funding	\$52,807	\$ 21,466,421	99.98
<b>TOTAL:</b>	<b>\$52,817</b>	<b>\$ 21,499,921</b>	<b>100.00</b>

Central Yavapai Fire District  
FY 2021 - 2022  
General Fund Expenditures  
Period Ending 09/30/21



**CENTRAL YAVAPAI FIRE DISTRICT**  
**GENERAL FUND - SEPTEMBER, 2021**

---

Real Estate Taxes:	\$	263,873.46
UPP Taxes:	\$	8,423.17
FDAT:	\$	4,669.06
Interest Received:	\$	218.38
Fire District Deposits:	\$	5,124.13

---

TOTAL:	\$	282,308.20
--------	----	------------

---

---

Transferred to CAFMA:	\$	52,806.92
-----------------------	----	-----------



# Yavapai County Treasurer

## Monthly Statement

Date Range: 9/1/2021 to 9/30/2021

**Central Yavapai Fire Dist - General Fund**  
**Fund: 6060040000**

**8603 E EASTRIDGE RD STE A**  
**PRESCOTT VALLEY, AZ 86314**



# Yavapai County Treasurer

## Monthly Statement

Date Range: 9/1/2021 to 9/30/2021

Account	Period	YTD		
<b>6060040000</b>	<b>Central Yavapai Fire Dist GF</b>			
Begin Balance:	401,794.81	688,666.28		
Income:	282,308.20	433,710.96		
LOC Advance:	.00	.00		
Expense:	(52,831.99)	(491,106.22)	LOC:	.00
LOC Payments:	.00	.00	Warrants Outstanding:	.00
Cash Balance:	631,271.02	631,271.02	End:	631,271.02

### Monthly Statement Summary

Source Code	Description		MTDAmount	YTDAmount
<b>6060040000</b>	<b>Central Yavapai Fire Dist GF</b>	<b>Beginning Balance:</b>	401,794.81	688,666.28
11100.2012	2012 Real Estate Taxes		.00	1.09
11100.2013	2013 Real Estate Taxes		.00	4.90
11100.2014	2014 Real Estate Taxes		.00	4.98
11100.2015	2015 Real Estate Taxes		.00	9.21
11100.2016	2016 Real Estate Taxes		.00	5.04
11100.2017	2017 Real Estate Taxes		.00	5.20
11100.2018	2018 Real Estate Taxes		(7.02)	.26
11100.2019	2019 Real Estate Taxes		(5.51)	(.08)
11100.2020	2020 Real Estate Taxes		19,647.17	131,714.07
11100.2021	2021 Real Estate Taxes		244,238.82	244,238.82
12100.2012	2012 Personal Property Taxes		1.84	5.49
12100.2015	2015 Personal Property Taxes		.00	70.83
12100.2017	2017 Personal Property Taxes		.00	158.59
12100.2018	2018 Personal Property Taxes		11.46	77.26
12100.2019	2019 Personal Property Taxes		168.28	373.57
12100.2020	2020 Personal Property Taxes		563.36	9,812.76
12100.2021	2021 Personal Property Taxes		7,678.23	7,678.23
31115.0	BOS Sale-Taxes		.00	15.88
37122.0	Fire District Deposit		5,124.13	15,014.89
37150.0	FDAT Distributions		4,669.06	8,038.01
38109.0	Interest on Investments St Treas		11.77	484.46
38113.0	Interest on Investments-Wells Fargo		206.61	361.81
7376.0	Transfer in		.00	15,635.69
90002.0	Interest Pd on Tax Roll Corrections		(10.07)	(47.47)
91032.0	Warrants Redeemed		(15.00)	(828.56)
91702.0	Transfer out		(52,806.92)	(490,230.19)
		<b>Ending Balance:</b>	<b>631,271.02</b>	<b>631,271.02</b>

### Monthly Statement Detail

Date	Notes	Doc #	Amount	C/D
------	-------	-------	--------	-----



# Yavapai County Treasurer

## Monthly Statement

Date Range: 9/1/2021 to 9/30/2021

<b>6060040000 Central Yavapai Fire Dist GF</b>			<b>Beginning Balance: 401,794.81</b>	
11100.2018 2018 Real Estate Taxes			Source Code Total: (7.02)	
09/13	Tax Distribution	0	(7.02)	C
11100.2019 2019 Real Estate Taxes			Source Code Total: (5.51)	
09/08	Tax Distribution	0	1.51	C
09/13	Tax Distribution	0	(7.02)	C
11100.2020 2020 Real Estate Taxes			Source Code Total: 19,647.17	
09/01	Tax Distribution	0	717.38	C
09/01	Tax Distribution	0	114.95	C
09/02	Tax Distribution	0	302.67	C
09/02	Tax Distribution	0	1.28	C
09/03	Tax Distribution	0	1,518.88	C
09/03	Tax Distribution	0	444.34	C
09/07	Tax Distribution	0	94.16	C
09/07	Tax Distribution	0	11.84	C
09/08	Tax Distribution	0	(133.11)	C
09/08	Tax Distribution	0	161.09	C
09/08	Tax Distribution	0	107.62	C
09/09	Tax Distribution	0	(.02)	C
09/10	Tax Distribution	0	363.78	C
09/13	Tax Distribution	0	493.75	C
09/13	Tax Distribution	0	81.17	C
09/14	Tax Distribution	0	108.61	C
09/14	Tax Distribution	0	22.34	C
09/15	Tax Distribution	0	267.95	C
09/16	Tax Distribution	0	2,164.48	C
09/16	Tax Distribution	0	300.69	C
09/17	Tax Distribution	0	1,923.65	C
09/17	Tax Distribution	0	42.08	C
09/20	Tax Distribution	0	216.07	C
09/21	Tax Distribution	0	370.54	C
09/22	Tax Distribution	0	42.14	C
09/22	Tax Distribution	0	4,259.75	C
09/23	Tax Distribution	0	50.52	C
09/23	Tax Distribution	0	441.73	C
09/23	Tax Distribution	0	745.69	C
09/24	Tax Distribution	0	305.07	C
09/24	Tax Distribution	0	221.98	C
09/24	Tax Distribution	0	80.10	C
09/27	Tax Distribution	0	1,769.58	C
09/27	Tax Distribution	0	115.59	C
09/27	Tax Distribution	0	1,094.46	C
09/28	Tax Distribution	0	22.48	C



# Yavapai County Treasurer

## Monthly Statement

Date Range: 9/1/2021 to 9/30/2021

09/28	Tax Distribution	0	426.49	C
09/29	Tax Distribution	0	59.31	C
09/29	Tax Distribution	0	197.00	C
09/30	Tax Distribution	0	.66	C
09/30	Tax Distribution	0	118.43	C
11100.2021 2021 Real Estate Taxes			Source Code Total: 244,238.82	
09/10	Tax Distribution	0	471.99	C
09/13	Tax Distribution	0	1,100.03	C
09/13	Tax Distribution	0	1,414.47	C
09/14	Tax Distribution	0	4,542.20	C
09/15	Tax Distribution	0	547.72	C
09/15	Tax Distribution	0	817.61	C
09/15	Tax Distribution	0	4,611.97	C
09/15	Tax Distribution	0	2,251.40	C
09/16	Tax Distribution	0	51,296.48	C
09/16	Tax Distribution	0	324.54	C
09/17	Tax Distribution	0	8,830.22	C
09/17	Tax Distribution	0	755.89	C
09/20	Tax Distribution	0	9,151.65	C
09/20	Tax Distribution	0	12,273.67	C
09/20	Tax Distribution	0	9,536.05	C
09/20	Tax Distribution	0	580.36	C
09/21	Tax Distribution	0	1,300.26	C
09/21	Tax Distribution	0	4,339.58	C
09/21	Tax Distribution	0	902.24	C
09/22	Tax Distribution	0	352.76	C
09/22	Tax Distribution	0	1,893.14	C
09/22	Tax Distribution	0	4,412.34	C
09/22	Tax Distribution	0	18,863.11	C
09/23	Tax Distribution	0	375.49	C
09/23	Tax Distribution	0	2,844.06	C
09/23	Tax Distribution	0	5,318.17	C
09/23	Tax Distribution	0	3,258.37	C
09/23	Tax Distribution	0	85.83	C
09/23	Tax Distribution	0	4,792.86	C
09/24	Tax Distribution	0	1,492.44	C
09/24	Tax Distribution	0	2,912.88	C
09/24	Tax Distribution	0	4,559.96	C
09/24	Tax Distribution	0	2,110.87	C
09/27	Tax Distribution	0	8,248.49	C
09/27	Tax Distribution	0	2,770.91	C
09/27	Tax Distribution	0	7,773.52	C
09/27	Tax Distribution	0	5,755.51	C



# Yavapai County Treasurer

## Monthly Statement

Date Range: 9/1/2021 to 9/30/2021

09/28	Tax Distribution	0	4,533.69	C
09/28	Tax Distribution	0	1,882.37	C
09/28	Tax Distribution	0	4,673.19	C
09/29	Tax Distribution	0	220.19	C
09/29	Tax Distribution	0	4,138.82	C
09/29	Tax Distribution	0	12,207.38	C
09/29	Tax Distribution	0	1,806.67	C
09/29	Tax Distribution	0	6,417.45	C
09/30	Tax Distribution	0	8,067.18	C
09/30	Tax Distribution	0	3,797.13	C
09/30	Tax Distribution	0	3,625.71	C
12100.2012 2012 Personal Property Taxes			Source Code Total: 1.84	
09/07	Tax Distribution	0	1.84	C
12100.2018 2018 Personal Property Taxes			Source Code Total: 11.46	
09/01	Tax Distribution	0	11.46	C
12100.2019 2019 Personal Property Taxes			Source Code Total: 168.28	
09/01	Tax Distribution	0	7.02	C
09/14	Tax Distribution	0	62.79	C
09/30	Tax Distribution	0	98.47	C
12100.2020 2020 Personal Property Taxes			Source Code Total: 563.36	
09/03	Tax Distribution	0	184.50	C
09/03	Tax Distribution	0	8.12	C
09/07	Tax Distribution	0	1.68	C
09/08	Tax Distribution	0	(11.66)	C
09/08	Tax Distribution	0	161.90	C
09/16	Tax Distribution	0	27.33	C
09/23	Tax Distribution	0	52.45	C
09/28	Tax Distribution	0	92.63	C
09/28	Tax Distribution	0	46.41	C
12100.2021 2021 Personal Property Taxes			Source Code Total: 7,678.23	
09/13	Tax Distribution	0	83.64	C
09/15	Tax Distribution	0	105.32	C
09/16	Tax Distribution	0	107.44	C
09/17	Tax Distribution	0	63.12	C
09/20	Tax Distribution	0	25.14	C
09/21	Tax Distribution	0	51.80	C
09/21	Tax Distribution	0	132.00	C
09/22	Tax Distribution	0	705.38	C
09/22	Tax Distribution	0	187.68	C
09/23	Tax Distribution	0	915.61	C
09/24	Tax Distribution	0	334.00	C
09/24	Tax Distribution	0	3,550.20	C
09/24	Tax Distribution	0	72.85	C





# Yavapai County Treasurer

## Monthly Statement

Date Range: 9/1/2021 to 9/30/2021

09/27	Tax Distribution	0	727.37	C
09/27	Tax Distribution	0	176.64	C
09/28	Tax Distribution	0	51.23	C
09/28	Tax Distribution	0	302.87	C
09/30	Tax Distribution	0	85.94	C
37122.0 Fire District Deposit			Source Code Total: 5,124.13	
09/03	CAFMA	0	5,124.13	C
37150.0 FDAT Distributions			Source Code Total: 4,669.06	
09/01	Fire Dist Assistance Tax 0.142976	0	10.99	C
09/02	Fire Dist Assistance Tax 0.142976	0	21.52	C
09/03	Fire Dist Assistance Tax 0.142976	0	46.07	C
09/07	Fire Dist Assistance Tax 0.142976	0	27.96	C
09/08	Fire Dist Assistance Tax 0.142976	0	16.79	C
09/09	Fire Dist Assistance Tax 0.142976	0	5.96	C
09/10	Fire Dist Assistance Tax 0.142976	0	20.86	C
09/13	Fire Dist Assistance Tax 0.142976	0	70.58	C
09/14	Fire Dist Assistance Tax 0.142976	0	61.94	C
09/15	Fire Dist Assistance Tax 0.142976	0	297.71	C
09/16	Fire Dist Assistance Tax 0.142976	0	399.77	C
09/17	Fire Dist Assistance Tax 0.142976	0	199.44	C
09/20	Fire Dist Assistance Tax 0.142976	0	525.64	C
09/21	Fire Dist Assistance Tax 0.142976	0	142.91	C
09/22	Fire Dist Assistance Tax 0.142976	0	395.86	C
09/23	Fire Dist Assistance Tax 0.142976	0	520.14	C
09/24	Fire Dist Assistance Tax 0.142976	0	321.58	C
09/27	Fire Dist Assistance Tax 0.142976	0	689.28	C
09/28	Fire Dist Assistance Tax 0.142976	0	188.72	C
09/29	Fire Dist Assistance Tax 0.142976	0	402.66	C
09/30	Fire Dist Assistance Tax 0.142976	0	302.68	C
38109.0 Interest on Investments St Treas			Source Code Total: 11.77	
09/30	Investment Interest	0	11.77	C
38113.0 Interest on Investments-Wells Fargo			Source Code Total: 206.61	
09/30	Investment Interest	0	206.61	C
90002.0 Interest Pd on Tax Roll Corrections			Source Code Total: (10.07)	
09/01	79473 402-05-134D0 2020 Adjustment/Corr Refund	79473	(.34)	D
09/01	79473 402-05-134D0 2020 Adjustment/Corr Refund	79473	(.34)	D
09/01	79475 402-03-24806 2020 Adjustment/Corr Refund	79475	(.05)	D
09/01	79482 100-09-024M3 2020 Adjustment/Corr Refund	79482	(.08)	D
09/01	79482 100-09-024M3 2020 Adjustment/Corr Refund	79482	(.05)	D
09/01	79494 402-05-11200 2020 Adjustment/Corr Refund	79494	(.64)	D
09/01	79494 402-05-11200 2020 Adjustment/Corr Refund	79494	(.27)	D
09/01	79495 402-03-09807 2020 Adjustment/Corr Refund	79495	(.39)	D
09/01	79495 402-03-09807 2020 Adjustment/Corr Refund	79495	(.17)	D



# Yavapai County Treasurer

## Monthly Statement

Date Range: 9/1/2021 to 9/30/2021

09/08	79539 805-38-44014 2020 Adjustment/Corr Refund	79539	(.09)	D
09/08	79539 220-53-51043 2020 Adjustment/Corr Refund	79539	(.06)	D
09/08	79546 402-15-076Q8 2020 Adjustment/Corr Refund	79546	(.08)	D
09/08	79547 402-15-029G5 2020 Adjustment/Corr Refund	79547	(.50)	D
09/08	79548 402-02-08001 2020 Adjustment/Corr Refund	79548	(.41)	D
09/08	79548 402-02-08001 2020 Adjustment/Corr Refund	79548	(.18)	D
09/08	79549 103-38-56003 2020 Adjustment/Corr Refund	79549	(2.76)	D
09/08	79549 103-38-56003 2020 Adjustment/Corr Refund	79549	(1.16)	D
09/09	79555 402-04-211A0 2020 Adjustment/Corr Refund	79555	(.17)	D
09/09	79556 402-04-211A0 2020 Adjustment/Corr Refund	79556	(.08)	D
09/13	79569 103-51-30105 2018 Adjustment/Corr Refund	79569	(1.17)	D
09/13	79569 103-51-30105 2019 Adjustment/Corr Refund	79569	(.74)	D
09/13	79569 103-51-30105 2020 Adjustment/Corr Refund	79569	(.34)	D
91032.0 Warrants Redeemed			Source Code Total: (15.00)	
09/13	Paid Warrants	0	(15.00)	D
91702.0 Transfer out			Source Code Total: (52,806.92)	
09/21	E-mail transfer 9/21/21 KBM	0	(52,806.92)	D
6060040000 Central Yavapai Fire Dist GF			<b>Ending Balance: 631,271.02</b>	

### Warrant Detail

Payee Name	Warrant	Amount	Issue Dt	Status Dt	Voucher
6060040000 Central Yavapai Fire Dist GF					Account Total: 15.00
Fund: 0600					Fund Total: 15.00
Status: PAID					Status Total: 15.00
/	0706001064	15.00	08/23/21	09/13/21	
	Count	Amount			
Total PAID:	1	15.00			

CENTRAL YAVAPAI FIRE DISTRICT  
Bank Reconciliation Summary  
For the Bank Statement ending: 9/30/2021

BANK CONTROL ID: CYFD - GENERAL FUND		DESC: GENERAL FUND	ACCOUNT NO: 1100
Beginning Balance:	09/01/21		\$401,794.81
Deposits and Credits:			\$282,308.20
Checks and Charges:			(\$52,831.99)
Adjustments:			\$0.00
Ending Balance Per Reconciliation:			\$631,271.02
Ending Balance Per Bank Statement:	09/30/21		\$631,271.02
* Outstanding Deposits and Credits:	09/30/21		\$0.00
* Outstanding Checks and Charges:	09/30/21		\$0.00
Ending Book Balance:		09/30/21	\$631,271.02

\* Outstanding amounts are all outstanding credits and charges dated prior or equal to the Reconciliation date.

CENTRAL YAVAPAI FIRE DISTRICT  
BR Checks and Charges Cleared  
For the Bank Statement ending: 9/30/21

CYFD		General Fund		General Fund		1100
Date	Document	Description	Module	Company	Amount	
08/23/21	706001064	Yavapai County Recorders Offic	AP	CYFD	\$15.00	
09/30/21	Cash With Yav Cty	Fire Authority Funding Septemb	GL	CYFD	\$52,806.92	
09/30/21	Interest Expense	Interest Paid-Tax Roll Correct	GL	CYFD	\$10.07	
TOTAL CHECKS AND CHARGES CLEARED:					\$52,831.99	

CENTRAL YAVAPAI FIRE DISTRICT  
BR Checks and Charges Outstanding  
For the Bank Statement ending:

<u>Date</u>	<u>Document</u>	<u>Description</u>	<u>Module</u>	<u>Company</u>	<u>Amount</u>
-------------	-----------------	--------------------	---------------	----------------	---------------

TOTAL CHECKS AND CHARGES OUTSTANDING:

CENTRAL YAVAPAI FIRE DISTRICT  
BR Deposits and Credits Cleared  
For the Bank Statement ending: 9/30/21

CYFD		General Fund			1100
Date	Document	Description	Module	Company	Amount
09/07/21	5129	Deposit	AR	CYFD	\$5,124.13
09/30/21	Cash With Yav Cty	Tax and Interest Revenue Sept	GL	CYFD	\$277,184.07
TOTAL DEPOSITS AND CREDITS CLEARED:					\$282,308.20

CENTRAL YAVAPAI FIRE DISTRICT  
BR Deposits and Credits Outstanding  
For the Bank Statement ending:

Date	Document	Description	Module	Company	Amount
------	----------	-------------	--------	---------	--------

TOTAL DEPOSITS AND CREDITS OUTSTANDING:

CENTRAL YAVAPAI FIRE DISTRICT  
Bank Reconciliation Register

Document Number	Date	BR Status	Void?	Description	Date Cleared	Amount
-----------------	------	-----------	-------	-------------	--------------	--------

MODULE: DEPOSITS FROM ACCOUNTS RECEIVABLE

BANK CONTROL ID: CYFD - GENERAL FUND

5129	09/07/21	Marked	No	Deposit	10/13/21	\$5,124.13
SUB TOTAL FOR BANK:						\$5,124.13
TOTAL FOR MODULE:						\$5,124.13

MODULE: JOURNAL ENTRIES FROM GENERAL LEDGER

BANK CONTROL ID: CYFD - GENERAL FUND

Cash With Yav Cty	09/30/21	Marked	No	Fire Authority Funding Septemb	10/13/21	\$52,806.92
Cash With Yav Cty	09/30/21	Marked	No	Tax and Interest Revenue Sept	10/13/21	\$277,184.07
Interest Expense	09/30/21	Marked	No	Interest Paid-Tax Roll Correct	10/13/21	\$10.07
SUB TOTAL FOR BANK:						\$330,001.06
TOTAL FOR MODULE:						\$330,001.06



CENTRAL YAVAPAI FIRE DISTRICT  
BR Adjustments Report  
For the Bank Statement ending:

Date	Document	Description	GL Account	Offset Amt	Adj. Amt
------	----------	-------------	------------	------------	----------

DOCUMENT:

ADJUSTMENT DOCUMENT " TOTAL:

TOTAL FOR ALL ADJUSTMENTS:

10/13/21  
5:20:39 PM

**CENTRAL YAVAPAI FIRE DISTRICT**  
Income Statement  
(Original Budget to Actual Comparison)  
For the period of 9/1/2021 Through 9/30/2021

	Account	Actual	Current Period Budget	Variance	%	Actual	Year To Date Budget	Variance	%
<b><u>Revenues</u></b>									
Real Estate Tax	400000000	\$263,873.46	\$0.00	\$263,873.46	0.0%	\$19,403,110.58	\$21,044,253.00	\$(1,641,142.42)	(7.8)%
Personal Property Tax	410000000	8,423.17	0.00	8,423.17	0.0	292,169.75	0.00	292,169.75	0.0
Fire District Assistance Tax	420000000	4,669.06	0.00	4,669.06	0.0	406,015.03	400,000.00	6,015.03	1.5
Tax Revenue - Other	425000000	0.00	0.00	0.00	0.0	15,651.57	0.00	15,651.57	0.0
Cell Tower Lease Revenue	477500000	5,124.13	0.00	5,124.13	0.0	77,641.06	55,668.00	21,973.06	39.5
Interest Income-General Fund	490000000	218.38	0.00	218.38	0.0	6,905.91	0.00	6,905.91	0.0
<b>Net Revenues</b>		<b>\$282,308.20</b>	<b>\$0.00</b>	<b>\$282,308.20</b>	<b>0.0 %</b>	<b>\$20,201,493.90</b>	<b>\$21,499,921.00</b>	<b>\$(1,298,427.10)</b>	<b>(6.0)%</b>
<b><u>Personnel Expenses</u></b>									
Fire Authority Funding	670010000	\$52,806.92	\$0.00	\$(52,806.92)	0.0%	\$20,552,478.85	\$21,466,421.00	\$913,942.15	4.3%
<b>Total Personnel Expenses</b>		<b>\$52,806.92</b>	<b>\$0.00</b>	<b>\$(52,806.92)</b>	<b>0.0 %</b>	<b>\$20,552,478.85</b>	<b>\$21,466,421.00</b>	<b>\$913,942.15</b>	<b>4.3 %</b>
<b><u>Service Expenses</u></b>									
Audit & Accounting	640010000	\$0.00	\$0.00	\$0.00	0.0%	\$5,207.50	\$7,500.00	\$2,292.50	30.6%
Other Prof Services/Admin	640510000	0.00	0.00	0.00	0.0	15.00	0.00	(15.00)	0.0
Legal Services - Routine	641010000	0.00	0.00	0.00	0.0	2,745.00	5,000.00	2,255.00	45.1
Legal Services - Non-Routine	641010600	0.00	0.00	0.00	0.0	1,942.50	0.00	(1,942.50)	0.0
Fire Board Expenses	644110000	0.00	0.00	0.00	0.0	325.98	1,000.00	674.02	67.4
Misc/Admin	661010000	10.07	0.00	(10.07)	0.0	118.02	0.00	(118.02)	0.0
<b>Total Service Expenses</b>		<b>\$10.07</b>	<b>\$0.00</b>	<b>\$(10.07)</b>	<b>0.0 %</b>	<b>\$10,354.00</b>	<b>\$13,500.00</b>	<b>\$3,146.00</b>	<b>23.3 %</b>
<b>Total Expenses</b>		<b>\$52,816.99</b>		<b>\$(52,816.99)</b>		<b>\$20,562,832.85</b>	<b>\$21,479,921.00</b>	<b>\$917,088.15</b>	<b>4.3%</b>
<b>Income (Loss) from Operations</b>		<b>\$229,491.21</b>	<b>\$0.00</b>	<b>\$229,491.21</b>	<b>0.0%</b>	<b>\$(361,338.95)</b>	<b>\$20,000.00</b>	<b>\$(381,338.95)</b>	<b>(1906.7)%</b>
<b><u>Contingency</u></b>									
Funded Contingency/Admin	780010000	\$0.00	\$0.00	\$0.00	0.0%	\$0.00	\$(20,000.00)	\$20,000.00	100.0%
<b>Total Contingency</b>		<b>\$0.00</b>	<b>\$0.00</b>	<b>\$0.00</b>	<b>0.0 %</b>	<b>\$0.00</b>	<b>\$(20,000.00)</b>	<b>\$20,000.00</b>	<b>100.0 %</b>
<b>Net Income (Loss)</b>		<b>\$229,491.21</b>	<b>\$0.00</b>	<b>\$229,491.21</b>	<b>0.0%</b>	<b>\$(361,338.95)</b>	<b>\$0.00</b>	<b>\$(361,338.95)</b>	<b>0.0%</b>

10/13/21  
5:21:21 PM

**CENTRAL YAVAPAI FIRE DISTRICT**

Balance Sheet

As of 9/30/2021

**Assets**

**Current Assets**

Cash with Yavapai County	\$631,271.02	
Taxes Receivable	350,004.50	
Misc. Receivables	3,371.65	
Total Current Assets		\$984,647.17
<b>Total Assets</b>		<b>\$984,647.17</b>

**Liabilities and Net Assets**

**Current Liabilities**

Accounts Payable	\$2,048.00	
Deferred Revenue	228,141.00	
CAFMA accounts payable	224,466.00	
Total Current Liabilities		\$454,655.00
<b>Total Liabilities</b>		<b>\$454,655.00</b>

**Net Assets**

Fund Balance	\$891,331.12	
Current Year Net Assets	(361,338.95)	
<b>Total Net Assets</b>		<b>529,992.17</b>
<b>Total Liabilities and Net Assets</b>		<b>\$984,647.17</b>

**CENTRAL YAVAPAI FIRE DISTRICT**  
GL Account Ledger - Detail By Period  
9/1/2021 through 9/30/2021

Batch	Journal	Entry #	Date	Job	Document	Description	Debits	Credits	Balance
<b>1100.0.0.000</b>			<b>CASH WITH YAVAPAI COUNTY</b>						<b>\$401,779.81</b>
4909	CR	1489275	09/07/21		3324089308	AT&T MOBILITY, LLC -	5,124.13	-	406,903.94
4914	A	1489292	09/30/21		Cash With Yav Cty	Fire Authority Funding September 2021	-	52,806.92	354,097.02
4916	A	1489295	09/30/21		Cash With Yav Cty	Tax and Interest Revenue Sept 2021	277,184.07	-	631,281.09
4917	A	1489301	09/30/21		Interest Expense	Interest Paid-Tax Roll Corrections Sept 2021	-	10.07	631,271.02
<b>CASH WITH YAVAPAI COUNTY TOTALS:</b>							<b>\$282,308.20</b>	<b>\$52,816.99</b>	<b>\$631,271.02</b>
<b>TOTAL OF LEDGER:</b>							<b>\$282,308.20</b>	<b>\$52,816.99</b>	<b>\$631,271.02</b>

CENTRAL YAVAPAI FIRE DISTRICT

GL Trial Balance Worksheet  
For The Period of 9/1/2021 through 9/30/2021

Account	Description	Balances				Adjustments
		Beginning	Debits	Credits	Ending	
1100.0.0.000	Cash with Yavapai County	\$401,779.81	\$282,308.20	\$52,816.99	\$631,271.02	
TOTALS:		<u>\$401,779.81</u>	<u>\$282,308.20</u>	<u>\$52,816.99</u>	<u>\$631,271.02</u>	

\* Inactive accounts are marked and appear in grey.

**CENTRAL YAVAPAI FIRE DISTRICT**  
**BOND DEBT SERVICE ACCOUNT 6-60240-0000**  
**CHECK RECONCILIATION SEPTEMBER 2021**

---

**Reconciliation:**

Beginning Balance (CYFD):	\$	174,517.22
Deposits:	\$	17,012.15
Bank Paying Agent Fees:	\$	-
Interest Income:	\$	88.87
Other: Paying Agent Fees	\$	(330.00)
Adj: Interest Paid-Tax Roll Correct	\$	(0.67)
<b>Ending Balance:</b>	<b>\$</b>	<b>191,287.57</b>

**Difference Between Balances:** \$ (0.00)

**Bank Statement Balance:**

Balance Per Bank: \$ 191,287.57

**Ending Balance:** \$ **191,287.57**

**Deposits Per Bank Statement:**

Real Estate Taxes:	\$	16,484.42
Personal Property Taxes:	\$	527.73
Interest Income:	\$	88.87
Other:	\$	-
<b>Ending Balance:</b>	<b>\$</b>	<b>17,101.02</b>

Reconciliation Approved By:

**Scott Freitag**


*Scott Freitag, Fire Chief*

 Digitally signed by Scott Freitag  
Date: 2021.10.18 09:10:50 -07'00'

Reconciliation Reviewed By:

**Dave Tharp**


*David Tharp, Assistant Chief of Administration*

 Digitally signed by Dave Tharp  
Date: 2021.10.15 22:04:08 -07'00'

Reconciliation Prepared By:

**Karen Butler Mauldin**

*Karen Butler Mauldin, Finance Manager*

 Digitally signed by Karen Butler Mauldin  
Date: 2021.10.14 12:00:49 -07'00'

**CENTRAL YAVAPAI FIRE DISTRICT**  
**BOND DEBT FUND - SEPTEMBER, 2021**

Real Estate Taxes:	\$	16,484.42
UPP Taxes:	\$	527.73
Interest Received:	\$	88.87
Other:	\$	-
<hr/>		
TOTAL:	\$	17,101.02
<hr/>		



# Yavapai County Treasurer

## Monthly Statement

Date Range: 9/1/2021 to 9/30/2021

**Central Yavapai Fire Dist BDS**  
**Fund: 6060240000**

**8603 E Eastridge Rd Ste A**  
**Prescott Valley, AZ 86314**





# Yavapai County Treasurer

## Monthly Statement

Date Range: 9/1/2021 to 9/30/2021

Account	Period	YTD		
<b>6060240000</b>	<b>Central Yavapai Fire Dist BDS</b>			
Begin Balance:	174,517.22	165,710.75		
Income:	17,101.02	25,909.98		
LOC Advance:	.00	.00		
Expense:	(330.67)	(333.16)	LOC:	.00
LOC Payments:	.00	.00	Warrants Outstanding:	.00
Cash Balance:	191,287.57	191,287.57	End:	191,287.57

### Monthly Statement Summary

Source Code	Description		MTDAmount	YTDAmount
<b>6060240000</b>	<b>Central Yavapai Fire Dist BDS</b>	<b>Beginning Balance:</b>	<b>174,517.22</b>	<b>165,710.75</b>
11100.2012	2012 Real Estate Taxes		.00	.13
11100.2013	2013 Real Estate Taxes		.00	.60
11100.2014	2014 Real Estate Taxes		.00	.52
11100.2015	2015 Real Estate Taxes		.00	.93
11100.2016	2016 Real Estate Taxes		.00	.48
11100.2017	2017 Real Estate Taxes		.00	.44
11100.2018	2018 Real Estate Taxes		(.56)	.00
11100.2019	2019 Real Estate Taxes		(.39)	.00
11100.2020	2020 Real Estate Taxes		1,308.57	8,772.95
11100.2021	2021 Real Estate Taxes		15,176.80	15,176.80
12100.2012	2012 Personal Property Taxes		.22	.66
12100.2015	2015 Personal Property Taxes		.00	7.11
12100.2017	2017 Personal Property Taxes		.00	13.55
12100.2018	2018 Personal Property Taxes		.91	6.14
12100.2019	2019 Personal Property Taxes		11.98	26.59
12100.2020	2020 Personal Property Taxes		37.51	653.58
12100.2021	2021 Personal Property Taxes		477.11	477.11
31115.0	BOS Sale-Taxes		.00	1.06
38109.0	Interest on Investments St Treas		4.78	558.31
38113.0	Interest on Investments-Wells Fargo		84.09	213.02
90002.0	Interest Pd on Tax Roll Corrections		(.67)	(3.16)
92185.0	Paying Agent Fees		(330.00)	(330.00)
	<b>Ending Balance:</b>		<b>191,287.57</b>	<b>191,287.57</b>

### Monthly Statement Detail

Date	Notes	Doc #	Amount	C/D
<b>6060240000 Central Yavapai Fire Dist BDS</b>			<b>Beginning Balance: 174,517.22</b>	
11100.2018	2018 Real Estate Taxes		Source Code Total: (.56)	
09/13	Tax Distribution	0	(.56)	C



# Yavapai County Treasurer

## Monthly Statement

Date Range: 9/1/2021 to 9/30/2021

11100.2019 2019 Real Estate Taxes			Source Code Total: (.39)	
09/08	Tax Distribution	0	.11	C
09/13	Tax Distribution	0	(.50)	C
11100.2020 2020 Real Estate Taxes			Source Code Total: 1,308.57	
09/01	Tax Distribution	0	7.65	C
09/01	Tax Distribution	0	47.78	C
09/02	Tax Distribution	0	20.16	C
09/02	Tax Distribution	0	.08	C
09/03	Tax Distribution	0	101.16	C
09/03	Tax Distribution	0	29.60	C
09/07	Tax Distribution	0	6.27	C
09/07	Tax Distribution	0	.79	C
09/08	Tax Distribution	0	(8.87)	C
09/08	Tax Distribution	0	10.73	C
09/08	Tax Distribution	0	7.17	C
09/09	Tax Distribution	0	(.02)	C
09/10	Tax Distribution	0	24.23	C
09/13	Tax Distribution	0	32.88	C
09/13	Tax Distribution	0	5.41	C
09/14	Tax Distribution	0	7.23	C
09/14	Tax Distribution	0	1.49	C
09/15	Tax Distribution	0	17.86	C
09/16	Tax Distribution	0	144.16	C
09/16	Tax Distribution	0	20.03	C
09/17	Tax Distribution	0	128.13	C
09/17	Tax Distribution	0	2.80	C
09/20	Tax Distribution	0	14.39	C
09/21	Tax Distribution	0	24.68	C
09/22	Tax Distribution	0	2.81	C
09/22	Tax Distribution	0	283.71	C
09/23	Tax Distribution	0	3.36	C
09/23	Tax Distribution	0	29.43	C
09/23	Tax Distribution	0	49.67	C
09/24	Tax Distribution	0	20.31	C
09/24	Tax Distribution	0	14.78	C
09/24	Tax Distribution	0	5.34	C
09/27	Tax Distribution	0	117.87	C
09/27	Tax Distribution	0	7.69	C
09/27	Tax Distribution	0	72.90	C
09/28	Tax Distribution	0	1.50	C
09/28	Tax Distribution	0	28.41	C
09/29	Tax Distribution	0	3.95	C
09/29	Tax Distribution	0	13.12	C



# Yavapai County Treasurer

## Monthly Statement

Date Range: 9/1/2021 to 9/30/2021

09/30	Tax Distribution	0	.04	C
09/30	Tax Distribution	0	7.89	C
11100.2021 2021 Real Estate Taxes			Source Code Total: 15,176.80	
09/10	Tax Distribution	0	29.33	C
09/13	Tax Distribution	0	68.36	C
09/13	Tax Distribution	0	87.89	C
09/14	Tax Distribution	0	282.27	C
09/15	Tax Distribution	0	34.03	C
09/15	Tax Distribution	0	50.81	C
09/15	Tax Distribution	0	286.59	C
09/15	Tax Distribution	0	139.89	C
09/16	Tax Distribution	0	3,187.54	C
09/16	Tax Distribution	0	20.17	C
09/17	Tax Distribution	0	548.66	C
09/17	Tax Distribution	0	46.97	C
09/20	Tax Distribution	0	568.68	C
09/20	Tax Distribution	0	762.67	C
09/20	Tax Distribution	0	592.57	C
09/20	Tax Distribution	0	36.06	C
09/21	Tax Distribution	0	80.79	C
09/21	Tax Distribution	0	269.66	C
09/21	Tax Distribution	0	56.07	C
09/22	Tax Distribution	0	21.92	C
09/22	Tax Distribution	0	117.63	C
09/22	Tax Distribution	0	274.17	C
09/22	Tax Distribution	0	1,172.15	C
09/23	Tax Distribution	0	23.33	C
09/23	Tax Distribution	0	176.73	C
09/23	Tax Distribution	0	330.46	C
09/23	Tax Distribution	0	202.48	C
09/23	Tax Distribution	0	5.33	C
09/23	Tax Distribution	0	297.81	C
09/24	Tax Distribution	0	92.75	C
09/24	Tax Distribution	0	181.00	C
09/24	Tax Distribution	0	283.35	C
09/24	Tax Distribution	0	131.16	C
09/27	Tax Distribution	0	512.56	C
09/27	Tax Distribution	0	172.17	C
09/27	Tax Distribution	0	483.02	C
09/27	Tax Distribution	0	357.64	C
09/28	Tax Distribution	0	281.75	C
09/28	Tax Distribution	0	116.99	C
09/28	Tax Distribution	0	290.38	C



# Yavapai County Treasurer

## Monthly Statement

Date Range: 9/1/2021 to 9/30/2021

09/29	Tax Distribution	0	13.68	C
09/29	Tax Distribution	0	257.17	C
09/29	Tax Distribution	0	758.57	C
09/29	Tax Distribution	0	112.26	C
09/29	Tax Distribution	0	398.80	C
09/30	Tax Distribution	0	501.28	C
09/30	Tax Distribution	0	235.96	C
09/30	Tax Distribution	0	225.29	C
12100.2012 2012 Personal Property Taxes			Source Code Total: .22	
09/07	Tax Distribution	0	.22	C
12100.2018 2018 Personal Property Taxes			Source Code Total: .91	
09/01	Tax Distribution	0	.91	C
12100.2019 2019 Personal Property Taxes			Source Code Total: 11.98	
09/01	Tax Distribution	0	.50	C
09/14	Tax Distribution	0	4.47	C
09/30	Tax Distribution	0	7.01	C
12100.2020 2020 Personal Property Taxes			Source Code Total: 37.51	
09/03	Tax Distribution	0	12.29	C
09/03	Tax Distribution	0	.54	C
09/07	Tax Distribution	0	.11	C
09/08	Tax Distribution	0	(.78)	C
09/08	Tax Distribution	0	10.78	C
09/16	Tax Distribution	0	1.82	C
09/23	Tax Distribution	0	3.49	C
09/28	Tax Distribution	0	6.17	C
09/28	Tax Distribution	0	3.09	C
12100.2021 2021 Personal Property Taxes			Source Code Total: 477.11	
09/13	Tax Distribution	0	5.20	C
09/15	Tax Distribution	0	6.54	C
09/16	Tax Distribution	0	6.68	C
09/17	Tax Distribution	0	3.92	C
09/20	Tax Distribution	0	1.56	C
09/21	Tax Distribution	0	3.22	C
09/21	Tax Distribution	0	8.20	C
09/22	Tax Distribution	0	43.82	C
09/22	Tax Distribution	0	11.66	C
09/23	Tax Distribution	0	56.88	C
09/24	Tax Distribution	0	20.76	C
09/24	Tax Distribution	0	220.60	C
09/24	Tax Distribution	0	4.53	C
09/27	Tax Distribution	0	45.21	C
09/27	Tax Distribution	0	10.98	C
09/28	Tax Distribution	0	3.18	C



# Yavapai County Treasurer

## Monthly Statement

Date Range: 9/1/2021 to 9/30/2021

09/28	Tax Distribution	0	18.83	C
09/30	Tax Distribution	0	5.34	C
38109.0 Interest on Investments St Treas			Source Code Total: 4.78	
09/30	Investment Interest	0	4.78	C
38113.0 Interest on Investments-Wells Fargo			Source Code Total: 84.09	
09/30	Investment Interest	0	84.09	C
90002.0 Interest Pd on Tax Roll Corrections			Source Code Total: (.67)	
09/01	79473 402-05-134D0 2020 Adjustment/Corr Refund	79473	(.02)	D
09/01	79473 402-05-134D0 2020 Adjustment/Corr Refund	79473	(.02)	D
09/01	79494 402-05-11200 2020 Adjustment/Corr Refund	79494	(.04)	D
09/01	79494 402-05-11200 2020 Adjustment/Corr Refund	79494	(.02)	D
09/01	79495 402-03-09807 2020 Adjustment/Corr Refund	79495	(.03)	D
09/01	79495 402-03-09807 2020 Adjustment/Corr Refund	79495	(.01)	D
09/08	79539 805-38-44014 2020 Adjustment/Corr Refund	79539	(.01)	D
09/08	79546 402-15-076Q8 2020 Adjustment/Corr Refund	79546	(.01)	D
09/08	79547 402-15-029G5 2020 Adjustment/Corr Refund	79547	(.03)	D
09/08	79548 402-02-08001 2020 Adjustment/Corr Refund	79548	(.03)	D
09/08	79548 402-02-08001 2020 Adjustment/Corr Refund	79548	(.01)	D
09/08	79549 103-38-56003 2020 Adjustment/Corr Refund	79549	(.18)	D
09/08	79549 103-38-56003 2020 Adjustment/Corr Refund	79549	(.08)	D
09/09	79555 402-04-211A0 2020 Adjustment/Corr Refund	79555	(.01)	D
09/09	79556 402-04-211A0 2020 Adjustment/Corr Refund	79556	(.01)	D
09/13	79569 103-51-30105 2018 Adjustment/Corr Refund	79569	(.09)	D
09/13	79569 103-51-30105 2019 Adjustment/Corr Refund	79569	(.05)	D
09/13	79569 103-51-30105 2020 Adjustment/Corr Refund	79569	(.02)	D
92185.0 Paying Agent Fees			Source Code Total: (330.00)	
09/15	79574 Paying agent fees 7/1/21-6/30/22	79574	(330.00)	D
6060240000 Central Yavapai Fire Dist BDS			<b>Ending Balance: 191,287.57</b>	

Central Yavapai Fire Bond Debt Service  
Bank Reconciliation Summary  
For the Bank Statement ending: 9/30/2021

BANK CONTROL ID: CYFDA - CASH/BOND BUILDING FUND		DESC: CASH/BOND BUILDING FUND	ACCOUNT NO: 1100
Beginning Balance:	09/01/21		\$174,517.22
Deposits and Credits:			\$17,101.02
Checks and Charges:			(\$330.67)
Adjustments:			\$0.00
Ending Balance Per Reconciliation:			<u>\$191,287.57</u>
Ending Balance Per Bank Statement:	09/30/21		\$191,287.57
* Outstanding Deposits and Credits:	09/30/21		\$0.00
* Outstanding Checks and Charges:	09/30/21		\$0.00
Ending Book Balance:			<u>\$191,287.57</u>

\* Outstanding amounts are all outstanding credits and charges dated prior or equal to the Reconciliation date.

Central Yavapai Fire Bond Debt Service  
BR Checks and Charges Cleared  
For the Bank Statement ending: 9/30/21

CYFDA		Cash/Bond Building Fund	Cash/Bond Building Fund	1100	
Date	Document	Description	Module	Company	Amount
09/30/21	Cash With Yav Cty	Interest Paid-Tax Roll Correct	GL	CYFBDS	\$0.67
09/30/21	Cash With Yav Cty	Paying Agent Fees July 2021	GL	CYFBDS	\$330.00
TOTAL CHECKS AND CHARGES CLEARED:					\$330.67

BR Checks and Charges Outstanding

For the Bank Statement ending:

<u>Date</u>	<u>Document</u>	<u>Description</u>	<u>Module</u>	<u>Company</u>	<u>Amount</u>
-------------	-----------------	--------------------	---------------	----------------	---------------

TOTAL CHECKS AND CHARGES OUTSTANDING:



Central Yavapai Fire Bond Debt Service

BR Deposits and Credits Cleared  
For the Bank Statement ending: 9/30/21

CYFDA		Cash/Bond Building Fund			1100
Date	Document	Description	Module	Company	Amount
09/30/21	Cash With Yav Cty	Tax and Interest Revenue Sept	GL	CYFBDS	\$17,101.02
TOTAL DEPOSITS AND CREDITS CLEARED:					\$17,101.02

Central Yavapai Fire Bond Debt Service

BR Deposits and Credits Outstanding

For the Bank Statement ending:

Date	Document	Description	Module	Company	Amount
------	----------	-------------	--------	---------	--------

TOTAL DEPOSITS AND CREDITS OUTSTANDING:

Central Yavapai Fire Bond Debt Service  
Bank Reconciliation Register

Document Number	Date	BR Status	Void?	Description	Date Cleared	Amount
-----------------	------	-----------	-------	-------------	--------------	--------

MODULE: JOURNAL ENTRIES FROM GENERAL LEDGER

BANK CONTROL ID: CYFDA - CASH/BOND BUILDING FUND

Cash With Yav Cty	09/30/21	Marked	No	Tax and Interest Revenue Sept	10/14/21	\$17,101.02
Cash With Yav Cty	09/30/21	Marked	No	Interest Paid-Tax Roll Correct	10/14/21	\$0.67
Cash With Yav Cty	09/30/21	Marked	No	Paying Agent Fees July 2021	10/14/21	\$330.00

SUB TOTAL FOR BANK:	\$17,431.69
---------------------	-------------

TOTAL FOR MODULE:	\$17,431.69
-------------------	-------------

Central Yavapai Fire Bond Debt Service  
BR Adjustments Report  
For the Bank Statement ending:

Date	Document	Description	GL Account	Offset Amt	Adj. Amt
------	----------	-------------	------------	------------	----------

DOCUMENT:

ADJUSTMENT DOCUMENT " TOTAL:

TOTAL FOR ALL ADJUSTMENTS:

10/14/21  
11:48:12 AM

**Central Yavapai Fire Bond Debt Service**  
Income Statement  
(Original Budget to Actual Comparison)  
For the period of 9/1/2021 Through 9/30/2021

	Account	Actual	Current Period Budget	Variance	%	Actual	Year To Date Budget	Variance	%
<b><u>Revenues</u></b>									
Tax Revenue-Other	435000	\$0.00	\$0.00	\$0.00	0.0%	\$1.06	\$0.00	\$1.06	0.0%
<b>Net Revenues</b>		<b>\$0.00</b>	<b>\$0.00</b>	<b>\$0.00</b>	<b>0.0 %</b>	<b>\$1.06</b>	<b>\$0.00</b>	<b>\$1.06</b>	<b>0.0 %</b>
<b><u>General &amp; Administrative Expenses</u></b>									
Bond Debt Service Principal Payment	600000	\$0.00	\$0.00	\$0.00	0.0%	\$1,195,000.00	\$0.00	\$(1,195,000.00)	0.0%
Bond Debt Service Interest Expense	610000	0.67	0.00	(0.67)	0.0	191,192.05	0.00	(191,192.05)	0.0
Professional Services	640500	330.00	0.00	(330.00)	0.0	1,010.00	0.00	(1,010.00)	0.0
<b>Total General &amp; Administrative Expenses</b>		<b>\$330.67</b>	<b>\$0.00</b>	<b>\$(330.67)</b>	<b>0.0 %</b>	<b>\$1,387,202.05</b>	<b>\$0.00</b>	<b>\$(1,387,202.05)</b>	<b>0.0 %</b>
<b>Total Expenses</b>		<b>\$330.67</b>		<b>\$(330.67)</b>		<b>\$1,387,202.05</b>		<b>\$(1,387,202.05)</b>	
<b>Income (Loss) from Operations</b>		<b>\$(330.67)</b>	<b>\$0.00</b>	<b>\$(330.67)</b>	<b>0.0%</b>	<b>\$(1,387,200.99)</b>	<b>\$0.00</b>	<b>\$(1,387,200.99)</b>	<b>0.0%</b>
<b><u>Other Income (Expense)</u></b>									
Bond Debt Service Tax Revenue	420000	\$17,012.15	\$0.00	\$17,012.15	0.0%	\$1,309,903.84	\$0.00	\$1,309,903.84	0.0%
Bond Debt Service Interest Revenue	430000	88.87	0.00	88.87	0.0	3,403.05	0.00	3,403.05	0.0
<b>Total Other Income (Expense)</b>		<b>\$17,101.02</b>	<b>\$0.00</b>	<b>\$17,101.02</b>	<b>0.0 %</b>	<b>\$1,313,306.89</b>	<b>\$0.00</b>	<b>\$1,313,306.89</b>	<b>0.0 %</b>
<b>Net Income (Loss)</b>		<b>\$16,770.35</b>	<b>\$0.00</b>	<b>\$16,770.35</b>	<b>0.0%</b>	<b>\$(73,894.10)</b>	<b>\$0.00</b>	<b>\$(73,894.10)</b>	<b>0.0%</b>

10/14/21  
11:48:15 AM

Central Yavapai Fire Bond Debt Service  
Balance Sheet  
As of 9/30/2021

Assets

Current Assets

Cash / Bond Debt Service	\$191,287.57	
Property Tax Receivable	24,503.03	
Deferred Revenue - Prop Tax	(17,179.00)	
Total Current Assets		\$198,611.60
Total Assets		\$198,611.60

Net Assets

Retained Earnings	\$272,505.70	
Current Year Net Assets	(73,894.10)	
Total Net Assets		198,611.60
Total Liabilities and Net Assets		\$198,611.60

Central Yavapai Fire Bond Debt Service

GL Account Ledger - Detail By Period

9/1/2021 through 9/30/2021

Batch	Journal	Entry #	Date	Job	Document	Description	Debits	Credits	Balance
1100.00			CASH / BOND DEBT SERVICE						\$174,517.22
248	R	842	09/30/21		Cash With Yav Cty	Tax and Interest Revenue Sept 2021	17,101.02	-	191,618.24
249	A	847	09/30/21		Cash With Yav Cty	Interest Paid-Tax Roll Corrections Sept 2021	-	0.67	191,617.57
250	A	849	09/30/21		Cash With Yav Cty	Paying Agent Fees July 2021	-	330.00	191,287.57
CASH / BOND DEBT SERVICE TOTALS:							\$17,101.02	\$330.67	\$191,287.57
TOTAL OF LEDGER:							\$17,101.02	\$330.67	\$191,287.57

**Central Yavapai Fire Bond Debt Service**  
GL Trial Balance Worksheet  
For The Period of 9/1/2021 through 9/30/2021

Account	Description	Balances				Adjustments
		Beginning	Debits	Credits	Ending	
1100.00	Cash / Bond Debt Service	\$174,517.22	\$17,101.02	\$330.67	\$191,287.57	
TOTALS:		<u>\$174,517.22</u>	<u>\$17,101.02</u>	<u>\$330.67</u>	<u>\$191,287.57</u>	

\* Inactive accounts are marked and appear in grey.



The Central Yavapai Fire District Board of Directors have reviewed and approved the following financial documents to include Income Statements, Balance Sheets, and Bank Reconciliations with supporting documents, Revenue and Expenditure Graphs, and Cash Flow Projections in compliance with A.R.S. § 48-805, 807.

CYFD General Fund

CYFD Bond Debt Service

---

Fire Board Chairperson	Date
------------------------	------

---

Fire Board Clerk	Date
------------------	------

**CENTRAL YAVAPAI FIRE DISTRICT - GENERAL FUND**  
**CHECK RECONCILIATION OCTOBER, 2021**

Reconciliation:	
Beginning Balance:	\$ 631,271.02
Deposits:	\$ 9,081,944.78
Transfer Out - Fire Authority:	\$ (282,308.20)
Disbursements:	\$ (1,762.50)
Interest Paid on Tax Roll Corrections:	\$ (0.84)
Fire District Deposit	\$ 5,124.13
County Adjustments:	\$ -
<b>Ending Balance:</b>	<b>\$ 9,434,268.39</b>

Difference Between Balances: \$ -

Deposits Per Bank Statement:	
Real Estate Taxes:	\$ 8,819,713.56
Personal Property Taxes:	\$ 102,322.66
Fire District Assistance Tax:	\$ 159,908.56
Interest Income:	\$ -
Transfer to CAFMA:	\$ 282,308.20
Fire District Deposits:	\$ 5,124.13
Interest Paid on Tax Roll Corrections:	\$ 0.84
Other:	\$ -
Other:	\$ -
<b>Ending Balance:</b>	<b>\$ 9,369,377.95</b>

Bank Statement Balance:	
Balance Per Bank:	\$ 9,434,568.39
Outstanding Checks:	\$ (300.00)
Outstanding Deposits:	\$ -

**Ending Balance: \$ 9,434,268.39**

G/L Ending Balance: \$ 9,434,268.39

**\$ 9,434,268.39**

Bank Reconciliation Register:	
Checks From Accounts Payable:	\$ 1,762.50
Prior Period Adjustment:	
Other:	
Total Checks:	<b>\$ 1,762.50</b>


Deposits From Accounts Receivable: \$ 5,124.13  
Journal Entries From General Ledger: \$ 9,364,253.82  
Outstanding Transfer:  
Outstanding Deposit:

**Ending Balance: \$ 9,369,377.95**

Reconciliation Approved By:

**Scott Freitag**


*Scott Freitag, Fire Chief*

 Digitally signed by Scott Freitag  
Date: 2021.11.15 11:11:51 -07'00'

Reconciliation Reviewed By:

**Dave Tharp**

*David Tharp, Assistant Chief of Administration*

 Digitally signed by Dave Tharp  
Date: 2021.11.10 11:22:55 -07'00'

Reconciliation Prepared By:

**Karen Butler Mauldin**

*Karen Butler Mauldin, Finance Manager*

 Digitally signed by Karen Butler Mauldin  
Date: 2021.11.09 10:35:07 -07'00'

**CENTRAL YAVAPAI FIRE DISTRICT**  
**General Fund Tax Collection Information**

Total Levy Month	FY 16-17 \$14,116,233 Collected	FY 17-18 \$16,282,904 Collected	FY 18-19 \$16,529,780 Collected	FY 19-20 \$17,960,663 Collected	FY 20-21 \$19,423,017 Collected	FY 21-22 \$21,044,253 Collected
July	\$50,468	\$47,993	\$48,809	\$53,398	\$113,844	\$91,719
%	0.358%	0.295%	0.295%	0.297%	0.586%	0.436%
% To Date	0.3575%	0.2947%	0.2953%	0.2973%	0.5861%	0.4358%
August	\$26,519	\$25,442	\$29,028	\$18,645	\$21,440	\$30,145
%	0.188%	0.156%	0.176%	0.104%	0.110%	0.143%
% To Date	0.5454%	0.4510%	0.4709%	0.4011%	0.6965%	0.5791%
September	\$789,429	\$768,730	\$136,335	\$151,569	\$38,040	\$272,297
%	5.592%	4.721%	0.825%	0.844%	0.196%	1.294%
% To Date	6.1377%	5.1721%	1.2957%	1.2450%	0.8924%	1.8730%
October	\$3,589,494	\$6,179,209	\$6,735,649	\$7,842,869	\$7,733,468	\$8,922,036
%	25.428%	37.949%	40.749%	43.667%	39.816%	42.397%
% To Date	31.5659%	43.1211%	42.0442%	44.9119%	40.7084%	44.2696%
November	\$3,154,358	\$1,286,322	\$2,208,068	\$1,675,932	\$2,373,821	\$0
%	22.346%	7.900%	13.358%	9.331%	12.222%	0.000%
% To Date	53.9115%	51.0210%	55.4024%	54.2431%	52.9301%	44.2696%
December	\$896,697	\$987,194	\$1,064,960	\$1,336,392	\$1,753,590	\$0
%	6.3522%	6.0628%	6.4427%	7.4407%	9.0284%	0.0000%
% To Date	60.2637%	57.0837%	61.8450%	61.6837%	61.9585%	44.2696%
January	\$368,574	\$609,745	\$416,757	\$428,512	\$450,460	\$0
%	2.6110%	3.7447%	2.5212%	2.3858%	2.3192%	0.0000%
% To Date	62.8747%	60.8284%	64.3663%	64.0696%	64.2777%	44.2696%
February	\$394,891	\$350,747	\$328,790	\$452,992	\$306,355	\$0
%	2.7974%	2.1541%	1.9891%	2.5221%	1.5773%	0.0000%
% To Date	65.6721%	62.9825%	66.3554%	66.5917%	65.8550%	44.2696%
March	\$606,436	\$629,128	\$657,391	\$623,229	\$520,420	\$0
%	4.2960%	3.8637%	3.9770%	3.4700%	2.6794%	0.0000%
% To Date	69.9681%	66.8462%	70.3324%	70.0617%	68.5344%	44.2696%
April	\$3,343,070	\$3,414,235	\$3,987,889	\$4,164,352	\$4,734,267	\$0
%	23.6824%	20.9682%	24.1255%	23.1860%	24.3745%	0.0000%
% To Date	93.6506%	87.8145%	94.4579%	93.2476%	92.9089%	44.2696%
May	\$678,353	\$813,680	\$695,530	\$837,799	\$840,183	\$0
%	4.8055%	4.9971%	4.2077%	4.6646%	4.3257%	0.0000%
% To Date	98.4561%	92.8116%	98.6656%	97.9123%	97.2346%	44.2696%
June	\$183,806	\$187,184	\$220,679	\$201,547	\$325,848	\$0
%	1.3021%	1.1496%	1.3350%	1.1222%	1.6776%	0.0000%
% To Date	99.7582%	93.9612%	100.0006%	99.0344%	98.9122%	44.2696%
TOTALS	\$14,082,095	\$15,299,608	\$16,529,886	\$17,787,237	\$19,211,735	\$9,316,196
Delinquency	0.2418%	6.0388%	-0.0006%	0.9656%	1.0878%	55.7304%

**CENTRAL YAVAPAI FIRE DISTRICT**  
**FDAT Collection Information**

Total Levy Month	FY 16-17 \$313,900 Collected	FY 17-18 \$333,290 Collected	FY 18-19 \$333,290 Collected	FY 19-20 \$366,547 Collected	FY 20-21 \$400,000 Collected	FY 21-22 \$400,000 Collected
July	\$1,423	\$1,630	\$1,238	\$1,475	\$2,769	\$1,871
%	0.453%	0.489%	0.371%	0.403%	0.692%	0.468%
% To Date	0.4533%	0.4890%	0.3715%	0.4025%	0.6923%	0.4677%
August	\$661	\$534	\$707	\$1,109	\$662	\$1,498
%	0.211%	0.160%	0.212%	0.303%	0.166%	0.375%
% To Date	0.6638%	0.6491%	0.5835%	0.7050%	0.8579%	0.8422%
September	\$8,777	\$12,654	\$3,182	\$7,941	\$879	\$4,669
%	2.796%	3.797%	0.955%	2.166%	0.220%	1.167%
% To Date	3.4600%	4.4456%	1.5383%	2.8713%	1.0777%	2.0095%
October	\$86,411	\$93,081	\$139,813	\$459,768	\$160,480	\$159,909
%	27.528%	27.928%	41.949%	125.432%	40.120%	39.977%
% To Date	30.9882%	32.3735%	43.4876%	128.3035%	41.1979%	41.9866%
November	\$75,219	\$74,651	\$59,861	\$128,454	\$48,339	\$0
%	23.9628%	22.3983%	17.9606%	35.0443%	12.0848%	0.0000%
% To Date	54.9510%	54.7717%	61.4482%	163.3478%	53.2826%	41.9866%
December	\$24,923	\$21,663	\$25,413	(\$344,794)	\$39,219	\$0
%	7.9398%	6.4997%	7.6250%	-94.0656%	9.8048%	0.0000%
% To Date	62.8908%	61.2715%	69.0732%	69.2822%	63.0874%	41.9866%
January	\$11,762	\$11,312	\$11,149	\$11,446	\$12,625	\$0
%	3.7471%	3.3939%	3.3450%	3.1227%	3.1562%	0.0000%
% To Date	66.6378%	64.6654%	72.4183%	72.4049%	66.2436%	41.9866%
February	\$8,291	\$8,056	\$7,409	\$10,419	\$6,657	\$0
%	2.641%	2.417%	2.223%	2.842%	1.664%	0.000%
% To Date	69.2790%	67.0825%	74.6413%	75.2473%	67.9079%	41.9866%
March	\$12,638	\$12,174	\$13,713	\$13,361	\$10,897	\$0
%	4.0261%	3.6528%	4.1143%	3.6452%	2.7242%	0.0000%
% To Date	73.3051%	70.7354%	78.7556%	78.8925%	70.6320%	41.9866%
April	\$62,586	\$63,209	\$79,859	\$85,315	\$88,842	\$0
%	19.9382%	18.9651%	23.9607%	23.2754%	22.2104%	0.0000%
% To Date	93.2433%	89.7005%	102.7163%	102.1679%	92.8424%	41.9866%
May	\$23,662	\$23,731	\$18,881	\$21,832	\$19,620	\$0
%	7.5381%	7.1201%	5.6650%	5.9561%	4.9050%	0.0000%
% To Date	100.7814%	96.8206%	108.3813%	108.1240%	97.7475%	41.9866%
June	\$4,682	\$5,094	\$5,726	\$4,474	\$6,987	\$0
%	1.4916%	1.5285%	1.7181%	1.2206%	1.7468%	0.0000%
% To Date	102.2729%	98.3491%	110.0994%	109.3446%	99.4943%	41.9866%
TOTALS	\$321,035	\$327,788	\$366,950	\$400,799	\$397,977	\$167,947
Delinquency	-2.2729%	1.6509%	-10.0994%	-9.3446%	0.5057%	58.0134%
	100.0000%	100.0000%	100.0000%	100.0000%	100.0000%	100.0000%



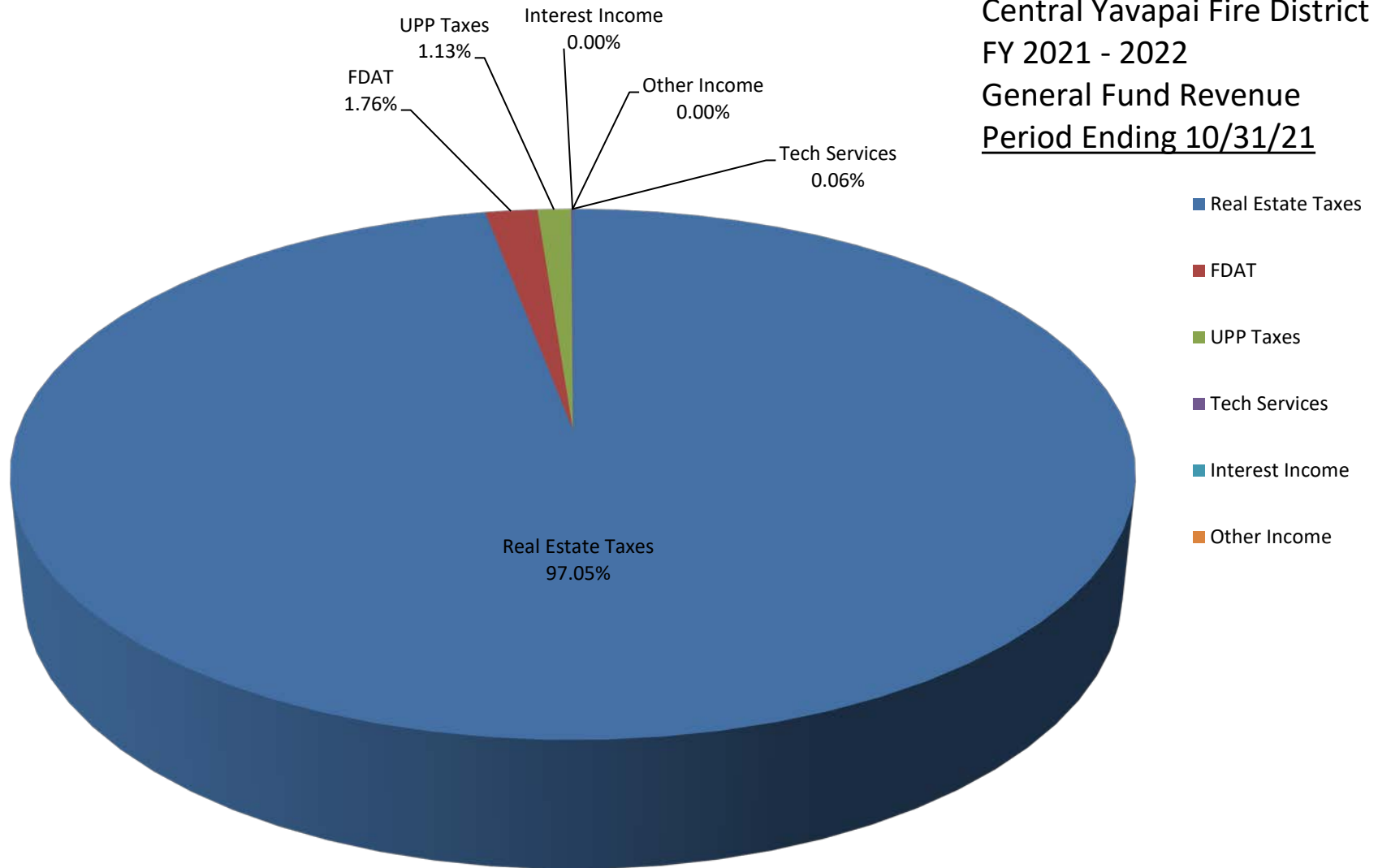
### 2021 - 2022 Cash Flow by Month : OCTOBER

[illegible]

**CENTRAL YAVAPAI FIRE DISTRICT  
REVENUE GRAPH DATA**

	<b>Revenue</b>	<b>Budget</b>	<b>%</b>
Real Estate Taxes	\$ 8,819,714	\$ 21,044,253	97.05
FDAT	\$ 159,909	\$ 400,000	1.76
UPP Taxes	\$ 102,323	\$ -	1.13
Tech Services	\$ 5,124	\$ 55,668	0.06
Interest Income	\$ -	\$ -	0.00
Other Income	\$ -	\$ -	0.00
<b>TOTALS:</b>	<b>\$ 9,087,069</b>	<b>\$ 21,499,921</b>	<b>100.00</b>

Central Yavapai Fire District  
FY 2021 - 2022  
General Fund Revenue  
Period Ending 10/31/21

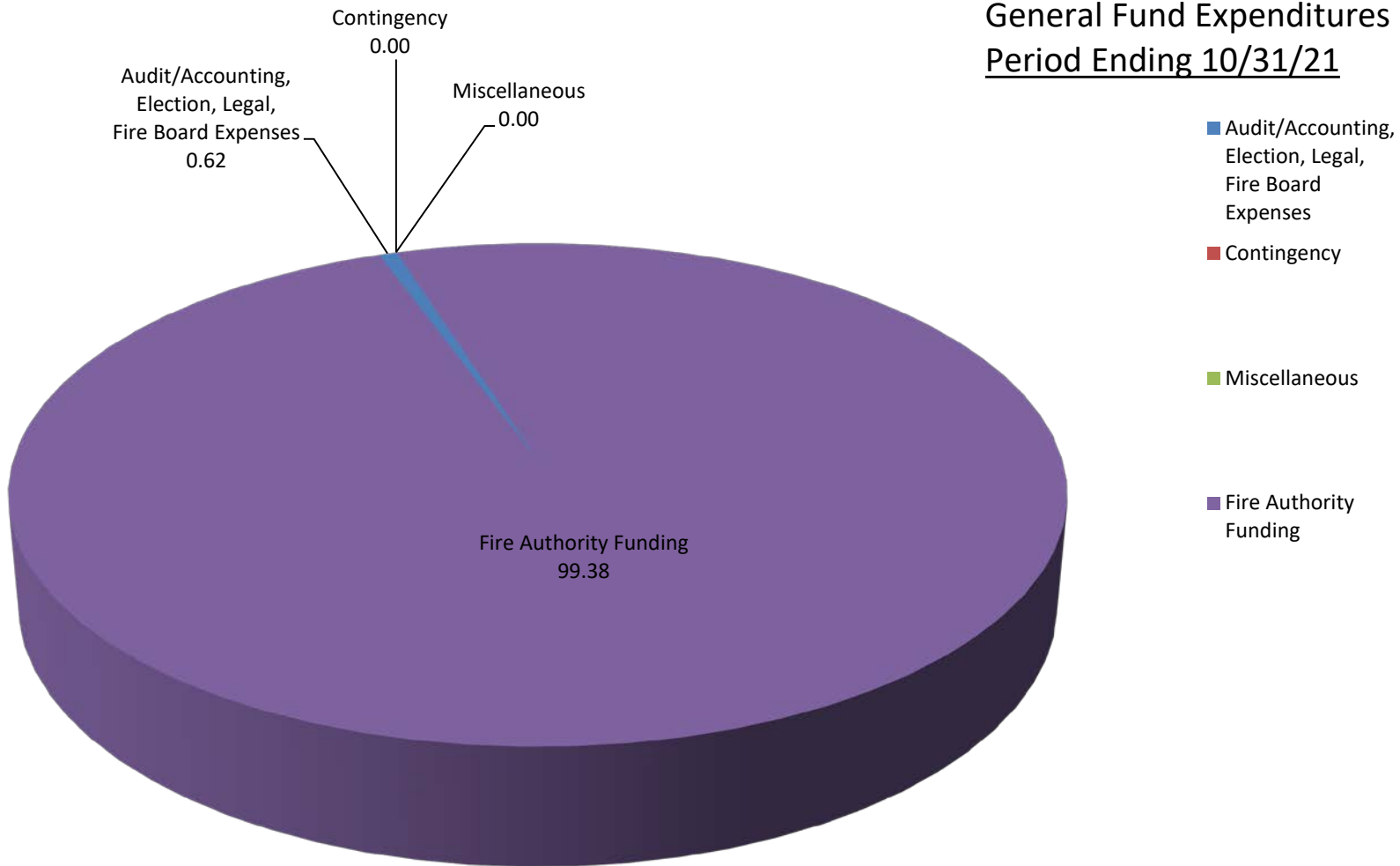


**CENTRAL YAVAPAI FIRE DISTRICT  
EXPENSE GRAPH DATA**

Expense		Budget	%
Audit/Accounting, Election, Legal, Fire Board Expenses	\$1,763	\$ 13,500	0.62
Contingency	\$0	\$ 20,000	0.00
Miscellaneous	\$1	\$ -	0.00
Fire Authority Funding	\$282,308	\$ 21,466,421	99.38
<b>TOTAL:</b>	<b>\$284,072</b>	<b>\$ 21,499,921</b>	<b>100.00</b>



Central Yavapai Fire District  
FY 2021 - 2022  
General Fund Expenditures  
Period Ending 10/31/21



**CENTRAL YAVAPAI FIRE DISTRICT**  
**GENERAL FUND - OCTOBER, 2021**

---

Real Estate Taxes:	\$	8,819,713.56
UPP Taxes:	\$	102,322.66
FDAT:	\$	159,908.56
Fire District Deposits:	\$	5,124.13
Interest Received:	\$	-
Other:	\$	-

---

TOTAL:	\$	9,087,068.91
--------	----	--------------

---

---

Transferred to CAFMA:	\$	282,308.20
-----------------------	----	------------



# Yavapai County Treasurer

## Monthly Statement

Date Range: 10/1/2021 to 10/31/2021

**Central Yavapai Fire Dist - General Fund**  
**Fund: 6060040000**

**8603 E EASTRIDGE RD STE A**  
**PRESCOTT VALLEY, AZ 86314**



# Yavapai County Treasurer

## Monthly Statement

Date Range: 10/1/2021 to 10/31/2021

Account	Period	YTD		
<b>6060040000</b>	<b>Central Yavapai Fire Dist GF</b>			
Begin Balance:	631,271.02	688,666.28		
Income:	9,087,068.91	9,520,779.87		
LOC Advance:	.00	.00		
Expense:	(283,771.54)	(774,877.76)	LOC:	.00
LOC Payments:	.00	.00	Warrants Outstanding:	.00
Cash Balance:	9,434,568.39	9,434,568.39	End:	9,434,568.39

### Monthly Statement Summary

Source Code	Description		MTDAmount	YTDAmount
<b>6060040000</b>	<b>Central Yavapai Fire Dist GF</b>	<b>Beginning Balance:</b>	631,271.02	688,666.28
11100.2011	2011 Real Estate Taxes		.93	.93
11100.2012	2012 Real Estate Taxes		2.18	3.27
11100.2013	2013 Real Estate Taxes		2.32	7.22
11100.2014	2014 Real Estate Taxes		2.36	7.34
11100.2015	2015 Real Estate Taxes		2.50	11.71
11100.2016	2016 Real Estate Taxes		1.28	6.32
11100.2017	2017 Real Estate Taxes		1.28	6.48
11100.2018	2018 Real Estate Taxes		1.30	1.56
11100.2019	2019 Real Estate Taxes		(3.37)	(3.45)
11100.2020	2020 Real Estate Taxes		11,080.40	142,794.47
11100.2021	2021 Real Estate Taxes		8,808,622.38	9,052,861.20
12100.2012	2012 Personal Property Taxes		1.87	7.36
12100.2015	2015 Personal Property Taxes		.00	70.83
12100.2016	2016 Personal Property Taxes		30.56	30.56
12100.2017	2017 Personal Property Taxes		.00	158.59
12100.2018	2018 Personal Property Taxes		83.48	160.74
12100.2019	2019 Personal Property Taxes		96.48	470.05
12100.2020	2020 Personal Property Taxes		263.37	10,076.13
12100.2021	2021 Personal Property Taxes		101,846.90	109,525.13
31115.0	BOS Sale-Taxes		.00	15.88
37122.0	Fire District Deposit		5,124.13	20,139.02
37150.0	FDAT Distributions		159,908.56	167,946.57
38109.0	Interest on Investments St Treas		.00	484.46
38113.0	Interest on Investments-Wells Fargo		.00	361.81
7376.0	Transfer in		.00	15,635.69
90002.0	Interest Pd on Tax Roll Corrections		(.84)	(48.31)
91032.0	Warrants Redeemed		(1,462.50)	(2,291.06)
91702.0	Transfer out		(282,308.20)	(772,538.39)
		<b>Ending Balance:</b>	<b>9,434,568.39</b>	<b>9,434,568.39</b>



# Yavapai County Treasurer

## Monthly Statement

Date Range: 10/1/2021 to 10/31/2021

Monthly Statement Detail				
Date	Notes	Doc #	Amount	C/D
<b>6060040000 Central Yavapai Fire Dist GF</b>			<b>Beginning Balance: 631,271.02</b>	
11100.2011	2011 Real Estate Taxes		Source Code Total: .93	
10/13	Tax Distribution	0	.93	C
11100.2012	2012 Real Estate Taxes		Source Code Total: 2.18	
10/13	Tax Distribution	0	1.09	C
10/18	Tax Distribution	0	1.09	C
11100.2013	2013 Real Estate Taxes		Source Code Total: 2.32	
10/13	Tax Distribution	0	1.16	C
10/18	Tax Distribution	0	1.16	C
11100.2014	2014 Real Estate Taxes		Source Code Total: 2.36	
10/13	Tax Distribution	0	1.18	C
10/18	Tax Distribution	0	1.18	C
11100.2015	2015 Real Estate Taxes		Source Code Total: 2.50	
10/13	Tax Distribution	0	1.25	C
10/18	Tax Distribution	0	1.25	C
11100.2016	2016 Real Estate Taxes		Source Code Total: 1.28	
10/13	Tax Distribution	0	.64	C
10/18	Tax Distribution	0	.64	C
11100.2017	2017 Real Estate Taxes		Source Code Total: 1.28	
10/13	Tax Distribution	0	.64	C
10/18	Tax Distribution	0	.64	C
11100.2018	2018 Real Estate Taxes		Source Code Total: 1.30	
10/13	Tax Distribution	0	.65	C
10/18	Tax Distribution	0	.65	C
11100.2019	2019 Real Estate Taxes		Source Code Total: (3.37)	
10/13	Tax Distribution	0	.65	C
10/18	Tax Distribution	0	.65	C
10/20	Tax Distribution	0	(4.67)	C
11100.2020	2020 Real Estate Taxes		Source Code Total: 11,080.40	
10/01	Tax Distribution	0	176.82	C
10/04	Tax Distribution	0	119.20	C
10/04	Tax Distribution	0	6.95	C
10/04	Tax Distribution	0	331.19	C
10/04	Tax Distribution	0	357.08	C
10/05	Tax Distribution	0	1,159.04	C
10/06	Tax Distribution	0	77.40	C
10/06	Tax Distribution	0	133.36	C
10/07	Tax Distribution	0	193.27	C
10/07	Tax Distribution	0	24.02	C
10/08	Tax Distribution	0	48.90	C



# Yavapai County Treasurer

## Monthly Statement

Date Range: 10/1/2021 to 10/31/2021

10/08	Tax Distribution	0	521.35	C
10/11	Tax Distribution	0	395.21	C
10/12	Tax Distribution	0	403.73	C
10/12	Tax Distribution	0	47.83	C
10/13	Tax Distribution	0	2,378.24	C
10/13	Tax Distribution	0	25.40	C
10/13	Tax Distribution	0	(1,115.97)	C
10/13	Tax Distribution	0	203.35	C
10/13	Tax Distribution	0	494.84	C
10/14	Tax Distribution	0	39.73	C
10/15	Tax Distribution	0	212.37	C
10/18	Tax Distribution	0	.66	C
10/18	Tax Distribution	0	62.80	C
10/19	Tax Distribution	0	564.15	C
10/19	Tax Distribution	0	85.20	C
10/19	Tax Distribution	0	35.59	C
10/20	Tax Distribution	0	231.63	C
10/21	Tax Distribution	0	515.41	C
10/21	Tax Distribution	0	1,325.31	C
10/25	Tax Distribution	0	926.81	C
10/26	Tax Distribution	0	23.25	C
10/26	Tax Distribution	0	298.16	C
10/27	Tax Distribution	0	4.16	C
10/27	Tax Distribution	0	72.28	C
10/28	Tax Distribution	0	13.75	C
10/28	Tax Distribution	0	458.41	C
10/29	Tax Distribution	0	17.33	C
10/29	Tax Distribution	0	212.19	C
11100.2021 2021 Real Estate Taxes			Source Code Total: 8,808,622.38	
10/01	Tax Distribution	0	13,196.79	C
10/01	Tax Distribution	0	20,347.24	C
10/01	Tax Distribution	0	6,823.41	C
10/04	Tax Distribution	0	44,684.45	C
10/04	Tax Distribution	0	24,259.04	C
10/04	Tax Distribution	0	16,430.23	C
10/04	Tax Distribution	0	92,956.50	C
10/04	Tax Distribution	0	8,380.16	C
10/05	Tax Distribution	0	22,793.94	C
10/05	Tax Distribution	0	(846.95)	C
10/05	Tax Distribution	0	16,704.87	C
10/05	Tax Distribution	0	9,674.76	C
10/05	Tax Distribution	0	19,507.39	C
10/05	Tax Distribution	0	12,129.36	C



# Yavapai County Treasurer

## Monthly Statement

Date Range: 10/1/2021 to 10/31/2021

10/06	Tax Distribution	0	21,549.79	C
10/06	Tax Distribution	0	35,052.04	C
10/06	Tax Distribution	0	(309.85)	C
10/06	Tax Distribution	0	33,786.01	C
10/06	Tax Distribution	0	43,064.45	C
10/06	Tax Distribution	0	16,516.95	C
10/06	Tax Distribution	0	19,229.92	C
10/07	Tax Distribution	0	1,502.85	C
10/07	Tax Distribution	0	34,666.58	C
10/07	Tax Distribution	0	22,273.52	C
10/07	Tax Distribution	0	73,957.58	C
10/07	Tax Distribution	0	46,504.45	C
10/07	Tax Distribution	0	24,924.02	C
10/07	Tax Distribution	0	253.77	C
10/07	Tax Distribution	0	12,877.58	C
10/08	Tax Distribution	0	16,516.05	C
10/08	Tax Distribution	0	44,578.19	C
10/08	Tax Distribution	0	64,663.17	C
10/08	Tax Distribution	0	34,017.11	C
10/08	Tax Distribution	0	9,170.68	C
10/08	Tax Distribution	0	19,273.95	C
10/11	Tax Distribution	0	(186.46)	C
10/11	Tax Distribution	0	10,855.06	C
10/11	Tax Distribution	0	91,773.21	C
10/11	Tax Distribution	0	49,869.55	C
10/11	Tax Distribution	0	44,954.48	C
10/11	Tax Distribution	0	21,857.27	C
10/11	Tax Distribution	0	10,724.44	C
10/12	Tax Distribution	0	2,051.75	C
10/12	Tax Distribution	0	21,999.60	C
10/12	Tax Distribution	0	163,078.80	C
10/12	Tax Distribution	0	24,978.79	C
10/12	Tax Distribution	0	57,196.30	C
10/12	Tax Distribution	0	15,195.09	C
10/12	Tax Distribution	0	13,724.48	C
10/13	Tax Distribution	0	1,275.46	C
10/13	Tax Distribution	0	(1,379.20)	C
10/13	Tax Distribution	0	5,144.72	C
10/13	Tax Distribution	0	115,398.80	C
10/13	Tax Distribution	0	118,603.10	C
10/13	Tax Distribution	0	41,991.69	C
10/13	Tax Distribution	0	28,339.25	C
10/13	Tax Distribution	0	36,160.44	C



# Yavapai County Treasurer

## Monthly Statement

Date Range: 10/1/2021 to 10/31/2021

10/14	Tax Distribution	0	84.08	C
10/14	Tax Distribution	0	12,098.82	C
10/14	Tax Distribution	0	129,737.85	C
10/14	Tax Distribution	0	62,826.12	C
10/14	Tax Distribution	0	41,172.32	C
10/14	Tax Distribution	0	24,744.47	C
10/14	Tax Distribution	0	18,924.90	C
10/15	Tax Distribution	0	682.58	C
10/15	Tax Distribution	0	164,597.40	C
10/15	Tax Distribution	0	39,060.98	C
10/15	Tax Distribution	0	48,512.14	C
10/15	Tax Distribution	0	21,156.21	C
10/15	Tax Distribution	0	26,754.25	C
10/18	Tax Distribution	0	841.79	C
10/18	Tax Distribution	0	21,397.16	C
10/18	Tax Distribution	0	(84.08)	C
10/18	Tax Distribution	0	123,757.17	C
10/18	Tax Distribution	0	58,846.97	C
10/18	Tax Distribution	0	37,612.05	C
10/18	Tax Distribution	0	24,710.55	C
10/18	Tax Distribution	0	5,000.41	C
10/19	Tax Distribution	0	233.84	C
10/19	Tax Distribution	0	33,493.68	C
10/19	Tax Distribution	0	(457.28)	C
10/19	Tax Distribution	0	111,049.57	C
10/19	Tax Distribution	0	34,414.17	C
10/19	Tax Distribution	0	87,878.88	C
10/19	Tax Distribution	0	19,010.34	C
10/19	Tax Distribution	0	21,528.56	C
10/20	Tax Distribution	0	75.77	C
10/20	Tax Distribution	0	13,290.07	C
10/20	Tax Distribution	0	(371.22)	C
10/20	Tax Distribution	0	146,650.54	C
10/20	Tax Distribution	0	63,339.81	C
10/20	Tax Distribution	0	69,928.85	C
10/20	Tax Distribution	0	19,203.66	C
10/20	Tax Distribution	0	72,545.95	C
10/21	Tax Distribution	0	527.40	C
10/21	Tax Distribution	0	7,577.69	C
10/21	Tax Distribution	0	(308.53)	C
10/21	Tax Distribution	0	2,915,903.25	C
10/21	Tax Distribution	0	48,654.70	C
10/21	Tax Distribution	0	83,328.32	C





# Yavapai County Treasurer

## Monthly Statement

Date Range: 10/1/2021 to 10/31/2021

10/21	Tax Distribution	0	21,233.90	C
10/21	Tax Distribution	0	30,039.96	C
10/22	Tax Distribution	0	2,270.51	C
10/22	Tax Distribution	0	15,482.59	C
10/22	Tax Distribution	0	(670.46)	C
10/22	Tax Distribution	0	146,450.26	C
10/22	Tax Distribution	0	58,751.07	C
10/22	Tax Distribution	0	55,921.48	C
10/22	Tax Distribution	0	31,840.13	C
10/22	Tax Distribution	0	57,594.24	C
10/25	Tax Distribution	0	157.14	C
10/25	Tax Distribution	0	4,951.28	C
10/25	Tax Distribution	0	482,024.33	C
10/25	Tax Distribution	0	51,220.64	C
10/25	Tax Distribution	0	58,155.41	C
10/25	Tax Distribution	0	28,541.83	C
10/25	Tax Distribution	0	23,686.49	C
10/26	Tax Distribution	0	11,422.50	C
10/26	Tax Distribution	0	(1,056.70)	C
10/26	Tax Distribution	0	121,180.86	C
10/26	Tax Distribution	0	41,734.93	C
10/26	Tax Distribution	0	41,762.23	C
10/26	Tax Distribution	0	12,553.92	C
10/26	Tax Distribution	0	18,447.09	C
10/27	Tax Distribution	0	200.80	C
10/27	Tax Distribution	0	26,188.36	C
10/27	Tax Distribution	0	(69.41)	C
10/27	Tax Distribution	0	226,804.35	C
10/27	Tax Distribution	0	74,210.33	C
10/27	Tax Distribution	0	51,197.90	C
10/27	Tax Distribution	0	35,945.96	C
10/27	Tax Distribution	0	27,240.58	C
10/28	Tax Distribution	0	17,139.88	C
10/28	Tax Distribution	0	6,462.94	C
10/28	Tax Distribution	0	254,334.71	C
10/28	Tax Distribution	0	57,311.28	C
10/28	Tax Distribution	0	44,517.77	C
10/28	Tax Distribution	0	32,386.79	C
10/28	Tax Distribution	0	18,915.52	C
10/29	Tax Distribution	0	6,055.52	C
10/29	Tax Distribution	0	13,960.94	C
10/29	Tax Distribution	0	12,430.83	C
10/29	Tax Distribution	0	749.72	C



# Yavapai County Treasurer

## Monthly Statement

Date Range: 10/1/2021 to 10/31/2021

10/29	Tax Distribution	0	125,897.09	C
10/29	Tax Distribution	0	56,285.85	C
10/29	Tax Distribution	0	25,465.72	C
10/29	Tax Distribution	0	425.49	C
10/29	Tax Distribution	0	16,219.05	C
12100.2012 2012 Personal Property Taxes			Source Code Total: 1.87	
10/07	Tax Distribution	0	1.87	C
12100.2016 2016 Personal Property Taxes			Source Code Total: 30.56	
10/04	Tax Distribution	0	30.56	C
12100.2018 2018 Personal Property Taxes			Source Code Total: 83.48	
10/04	Tax Distribution	0	57.80	C
10/15	Tax Distribution	0	25.68	C
12100.2019 2019 Personal Property Taxes			Source Code Total: 96.48	
10/01	Tax Distribution	0	52.74	C
10/04	Tax Distribution	0	18.29	C
10/15	Tax Distribution	0	25.45	C
12100.2020 2020 Personal Property Taxes			Source Code Total: 263.37	
10/15	Tax Distribution	0	8.03	C
10/15	Tax Distribution	0	25.07	C
10/18	Tax Distribution	0	67.45	C
10/20	Tax Distribution	0	2.02	C
10/22	Tax Distribution	0	33.56	C
10/22	Tax Distribution	0	80.70	C
10/25	Tax Distribution	0	38.68	C
10/25	Tax Distribution	0	7.86	C
12100.2021 2021 Personal Property Taxes			Source Code Total: 101,846.90	
10/04	Tax Distribution	0	75.11	C
10/04	Tax Distribution	0	491.00	C
10/04	Tax Distribution	0	134.37	C
10/04	Tax Distribution	0	116.61	C
10/05	Tax Distribution	0	173.60	C
10/05	Tax Distribution	0	691.99	C
10/05	Tax Distribution	0	303.65	C
10/05	Tax Distribution	0	9.47	C
10/06	Tax Distribution	0	130.75	C
10/06	Tax Distribution	0	341.87	C
10/06	Tax Distribution	0	224.41	C
10/06	Tax Distribution	0	99.70	C
10/06	Tax Distribution	0	233.92	C
10/07	Tax Distribution	0	571.48	C
10/07	Tax Distribution	0	738.62	C
10/07	Tax Distribution	0	61.67	C
10/07	Tax Distribution	0	106.39	C



# Yavapai County Treasurer

## Monthly Statement

Date Range: 10/1/2021 to 10/31/2021

10/07	Tax Distribution	0	220.99	C
10/08	Tax Distribution	0	119.76	C
10/08	Tax Distribution	0	651.07	C
10/08	Tax Distribution	0	1,258.53	C
10/08	Tax Distribution	0	493.27	C
10/08	Tax Distribution	0	676.21	C
10/11	Tax Distribution	0	715.54	C
10/11	Tax Distribution	0	631.93	C
10/11	Tax Distribution	0	1,302.29	C
10/11	Tax Distribution	0	243.97	C
10/11	Tax Distribution	0	415.63	C
10/11	Tax Distribution	0	467.56	C
10/12	Tax Distribution	0	118.74	C
10/12	Tax Distribution	0	1,444.49	C
10/12	Tax Distribution	0	344.51	C
10/12	Tax Distribution	0	1,663.16	C
10/12	Tax Distribution	0	212.61	C
10/12	Tax Distribution	0	88.65	C
10/13	Tax Distribution	0	(46.42)	C
10/13	Tax Distribution	0	90.91	C
10/13	Tax Distribution	0	3,883.43	C
10/13	Tax Distribution	0	1,412.77	C
10/13	Tax Distribution	0	168.76	C
10/13	Tax Distribution	0	837.29	C
10/13	Tax Distribution	0	104.10	C
10/14	Tax Distribution	0	49.64	C
10/14	Tax Distribution	0	192.25	C
10/14	Tax Distribution	0	960.85	C
10/14	Tax Distribution	0	1,089.75	C
10/14	Tax Distribution	0	539.33	C
10/14	Tax Distribution	0	394.73	C
10/14	Tax Distribution	0	196.16	C
10/15	Tax Distribution	0	2,149.22	C
10/15	Tax Distribution	0	487.89	C
10/15	Tax Distribution	0	1,020.96	C
10/15	Tax Distribution	0	312.82	C
10/15	Tax Distribution	0	445.33	C
10/18	Tax Distribution	0	10,242.04	C
10/18	Tax Distribution	0	1,958.21	C
10/18	Tax Distribution	0	1,957.77	C
10/18	Tax Distribution	0	516.83	C
10/18	Tax Distribution	0	539.69	C
10/19	Tax Distribution	0	100.89	C



# Yavapai County Treasurer

## Monthly Statement

Date Range: 10/1/2021 to 10/31/2021

10/19	Tax Distribution	0	881.19	C
10/19	Tax Distribution	0	1,488.09	C
10/19	Tax Distribution	0	969.14	C
10/19	Tax Distribution	0	1,090.10	C
10/19	Tax Distribution	0	154.15	C
10/19	Tax Distribution	0	301.05	C
10/20	Tax Distribution	0	420.17	C
10/20	Tax Distribution	0	4,093.07	C
10/20	Tax Distribution	0	757.39	C
10/20	Tax Distribution	0	1,782.61	C
10/20	Tax Distribution	0	227.02	C
10/20	Tax Distribution	0	284.91	C
10/21	Tax Distribution	0	2,001.62	C
10/21	Tax Distribution	0	1,275.99	C
10/21	Tax Distribution	0	129.60	C
10/21	Tax Distribution	0	2,369.10	C
10/21	Tax Distribution	0	238.47	C
10/21	Tax Distribution	0	390.89	C
10/22	Tax Distribution	0	690.60	C
10/22	Tax Distribution	0	2,027.44	C
10/22	Tax Distribution	0	916.45	C
10/22	Tax Distribution	0	320.33	C
10/22	Tax Distribution	0	177.11	C
10/22	Tax Distribution	0	3,280.98	C
10/25	Tax Distribution	0	149.51	C
10/25	Tax Distribution	0	2,361.01	C
10/25	Tax Distribution	0	405.15	C
10/25	Tax Distribution	0	1,305.61	C
10/25	Tax Distribution	0	216.44	C
10/25	Tax Distribution	0	207.69	C
10/26	Tax Distribution	0	298.83	C
10/26	Tax Distribution	0	2,861.52	C
10/26	Tax Distribution	0	4,635.92	C
10/26	Tax Distribution	0	597.45	C
10/26	Tax Distribution	0	313.52	C
10/26	Tax Distribution	0	85.49	C
10/27	Tax Distribution	0	29.08	C
10/27	Tax Distribution	0	72.56	C
10/27	Tax Distribution	0	(8.96)	C
10/27	Tax Distribution	0	3,133.54	C
10/27	Tax Distribution	0	1,033.99	C
10/27	Tax Distribution	0	260.45	C
10/27	Tax Distribution	0	1,206.63	C



# Yavapai County Treasurer

## Monthly Statement

Date Range: 10/1/2021 to 10/31/2021

10/27	Tax Distribution	0	5.23	C
10/28	Tax Distribution	0	406.32	C
10/28	Tax Distribution	0	226.31	C
10/28	Tax Distribution	0	874.51	C
10/28	Tax Distribution	0	1,085.82	C
10/28	Tax Distribution	0	243.82	C
10/28	Tax Distribution	0	633.83	C
10/28	Tax Distribution	0	87.79	C
10/29	Tax Distribution	0	241.32	C
10/29	Tax Distribution	0	814.89	C
10/29	Tax Distribution	0	1,543.14	C
10/29	Tax Distribution	0	422.47	C
10/29	Tax Distribution	0	4,313.79	C
10/29	Tax Distribution	0	336.04	C
37122.0 Fire District Deposit			Source Code Total: 5,124.13	
10/07	#3324143465 AT&T	0	5,124.13	C
37150.0 FDAT Distributions			Source Code Total: 159,908.56	
10/01	Fire Dist Assistance Tax 0.142976	0	771.55	C
10/04	Fire Dist Assistance Tax 0.142976	0	4,544.83	C
10/05	Fire Dist Assistance Tax 0.142976	0	1,600.38	C
10/06	Fire Dist Assistance Tax 0.142976	0	3,697.46	C
10/07	Fire Dist Assistance Tax 0.142976	0	3,807.41	C
10/08	Fire Dist Assistance Tax 0.142976	0	4,135.95	C
10/11	Fire Dist Assistance Tax 0.142976	0	4,671.32	C
10/12	Fire Dist Assistance Tax 0.142976	0	5,665.62	C
10/13	Fire Dist Assistance Tax 0.142976	0	6,759.40	C
10/14	Fire Dist Assistance Tax 0.142976	0	6,022.63	C
10/15	Fire Dist Assistance Tax 0.142976	0	6,070.53	C
10/18	Fire Dist Assistance Tax 0.142976	0	6,001.55	C
10/19	Fire Dist Assistance Tax 0.142976	0	7,004.18	C
10/20	Fire Dist Assistance Tax 0.142976	0	8,020.52	C
10/21	Fire Dist Assistance Tax 0.142976	0	46,295.84	C
10/22	Fire Dist Assistance Tax 0.142976	0	6,420.36	C
10/25	Fire Dist Assistance Tax 0.142976	0	10,953.14	C
10/26	Fire Dist Assistance Tax 0.142976	0	6,565.37	C
10/27	Fire Dist Assistance Tax 0.142976	0	8,046.43	C
10/28	Fire Dist Assistance Tax 0.142976	0	7,468.69	C
10/29	Fire Dist Assistance Tax 0.142976	0	5,385.40	C
90002.0 Interest Pd on Tax Roll Corrections			Source Code Total: (.84)	
10/21	79710 103-25-52906 2019 Adjustment/Corr Refund	79710	(.54)	D
10/21	79710 103-25-52906 2020 Adjustment/Corr Refund	79710	(.30)	D
91032.0 Warrants Redeemed			Source Code Total: (1,462.50)	
10/22	Paid Warrants	0	(1,462.50)	D



# Yavapai County Treasurer

## Monthly Statement

Date Range: 10/1/2021 to 10/31/2021

91702.0 Transfer out

Source Code Total: (282,308.20)

10/22 Transfer Request per kb

0

(282,308.20) D

6060040000 Central Yavapai Fire Dist GF

**Ending Balance: 9,434,568.39**

### Warrant Detail

Payee Name	Warrant	Amount	Issue Dt	Status Dt	Voucher
6060040000 Central Yavapai Fire Dist GF					Account Total: 1,462.50
Fund: 0600					Fund Total: 1,462.50
Status: PAID					Status Total: 1,462.50
/	0706001066	1,462.50	10/18/21	10/22/21	
	Count	Amount			
Total PAID:	1	1,462.50			

CENTRAL YAVAPAI FIRE DISTRICT  
Bank Reconciliation Summary  
For the Bank Statement ending: 10/31/2021

BANK CONTROL ID: CYFD - GENERAL FUND		DESC: GENERAL FUND	ACCOUNT NO: 1100
Beginning Balance:	10/01/21		\$631,271.02
Deposits and Credits:			\$9,087,068.91
Checks and Charges:			(\$283,771.54)
Adjustments:			\$0.00
Ending Balance Per Reconciliation:			<u>\$9,434,568.39</u>
Ending Balance Per Bank Statement:	10/31/21		\$9,434,568.39
* Outstanding Deposits and Credits:	10/31/21		\$0.00
* Outstanding Checks and Charges:	10/31/21		(\$300.00)
Ending Book Balance:			<u>\$9,434,268.39</u>

\* Outstanding amounts are all outstanding credits and charges dated prior or equal to the Reconciliation date.

CENTRAL YAVAPAI FIRE DISTRICT  
BR Checks and Charges Cleared  
For the Bank Statement ending: 10/31/21

CYFD		General Fund			1100
Date	Document	Description	Module	Company	Amount
10/18/21	706001066	Nicolas J. Cornelius	AP	CYFD	\$1,462.50
10/31/21	Cash With Yav Cty	Fire Authority Funding October	GL	CYFD	\$282,308.20
10/31/21	Cash With Yav Cty	Tax Roll Corrections October 2	GL	CYFD	\$0.84
TOTAL CHECKS AND CHARGES CLEARED:					\$283,771.54



CENTRAL YAVAPAI FIRE DISTRICT  
BR Checks and Charges Outstanding  
For the Bank Statement ending: 10/31/21

CYFD		General Fund		General Fund		1100
Date	Document	Description	Module	Company	Amount	
10/04/21	706001065	AZ Fire District Assoc.	AP	CYFD	\$300.00	
TOTAL CHECKS AND CHARGES OUTSTANDING:					\$300.00	

CENTRAL YAVAPAI FIRE DISTRICT

BR Deposits and Credits Cleared  
For the Bank Statement ending: 10/31/21

CYFD		General Fund			1100
Date	Document	Description	Module	Company	Amount
10/07/21	5130	Deposit	AR	CYFD	\$5,124.13
10/31/21	Cash With Yav Cty	Tax Revenue October 2021	GL	CYFD	\$9,081,944.78
TOTAL DEPOSITS AND CREDITS CLEARED:					\$9,087,068.91

CENTRAL YAVAPAI FIRE DISTRICT  
BR Deposits and Credits Outstanding  
For the Bank Statement ending:

Date	Document	Description	Module	Company	Amount
------	----------	-------------	--------	---------	--------

TOTAL DEPOSITS AND CREDITS OUTSTANDING:

CENTRAL YAVAPAI FIRE DISTRICT  
Bank Reconciliation Register

Document Number	Date	BR Status	Void?	Description	Date Cleared	Amount
-----------------	------	-----------	-------	-------------	--------------	--------

MODULE: CHECKS FROM ACCOUNTS PAYABLE

BANK CONTROL ID: CYFD - GENERAL FUND						
706001065	10/04/21	Retrieved	No	AZ Fire District Assoc.		\$300.00
706001066	10/18/21	Marked	No	Nicolas J. Cornelius	11/09/21	\$1,462.50
SUB TOTAL FOR BANK:						\$1,762.50
TOTAL FOR MODULE:						\$1,762.50

MODULE: DEPOSITS FROM ACCOUNTS RECEIVABLE

BANK CONTROL ID: CYFD - GENERAL FUND						
5130	10/07/21	Marked	No	Deposit	11/09/21	\$5,124.13
SUB TOTAL FOR BANK:						\$5,124.13
TOTAL FOR MODULE:						\$5,124.13

MODULE: JOURNAL ENTRIES FROM GENERAL LEDGER

BANK CONTROL ID: CYFD - GENERAL FUND						
Cash With Yav Cty	10/31/21	Marked	No	Fire Authority Funding October	11/09/21	\$282,308.20
Cash With Yav Cty	10/31/21	Marked	No	Tax Revenue October 2021	11/09/21	\$9,081,944.78
Cash With Yav Cty	10/31/21	Marked	No	Tax Roll Corrections October 2	11/09/21	\$0.84
SUB TOTAL FOR BANK:						\$9,364,253.82
TOTAL FOR MODULE:						\$9,364,253.82

CENTRAL YAVAPAI FIRE DISTRICT  
BR Adjustments Report  
For the Bank Statement ending:

Date	Document	Description	GL Account	Offset Amt	Adj. Amt
------	----------	-------------	------------	------------	----------

DOCUMENT:

ADJUSTMENT DOCUMENT " TOTAL:

TOTAL FOR ALL ADJUSTMENTS:

11/9/21  
10:14:17 AM

**CENTRAL YAVAPAI FIRE DISTRICT**  
Income Statement  
(Original Budget to Actual Comparison)  
For the period of 10/1/2021 Through 10/31/2021

	Account	Actual	Current Period Budget	Variance	%	Actual	Year To Date Budget	Variance	%
<b><u>Revenues</u></b>									
Real Estate Tax	400000000	\$8,819,713.56	\$0.00	\$8,819,713.56	0.0%	\$28,222,824.14	\$21,044,253.00	\$7,178,571.14	34.1%
Personal Property Tax	410000000	102,322.66	0.00	102,322.66	0.0	394,492.41	0.00	394,492.41	0.0
Fire District Assistance Tax	420000000	159,908.56	0.00	159,908.56	0.0	565,923.59	400,000.00	165,923.59	41.5
Tax Revenue - Other	425000000	0.00	0.00	0.00	0.0	15,651.57	0.00	15,651.57	0.0
Cell Tower Lease Revenue	477500000	5,124.13	0.00	5,124.13	0.0	82,765.19	55,668.00	27,097.19	48.7
Interest Income-General Fund	490000000	0.00	0.00	0.00	0.0	6,905.91	0.00	6,905.91	0.0
<b>Net Revenues</b>		<b>\$9,087,068.91</b>	<b>\$0.00</b>	<b>\$9,087,068.91</b>	<b>0.0 %</b>	<b>\$29,288,562.81</b>	<b>\$21,499,921.00</b>	<b>\$7,788,641.81</b>	<b>36.2 %</b>
<b><u>Personnel Expenses</u></b>									
Fire Authority Funding	670010000	\$282,308.20	\$0.00	\$(282,308.20)	0.0%	\$20,834,787.05	\$21,466,421.00	\$631,633.95	2.9%
<b>Total Personnel Expenses</b>		<b>\$282,308.20</b>	<b>\$0.00</b>	<b>\$(282,308.20)</b>	<b>0.0 %</b>	<b>\$20,834,787.05</b>	<b>\$21,466,421.00</b>	<b>\$631,633.95</b>	<b>2.9 %</b>
<b><u>Service Expenses</u></b>									
Audit & Accounting	640010000	\$0.00	\$0.00	\$0.00	0.0%	\$5,207.50	\$7,500.00	\$2,292.50	30.6%
Other Prof Services/Admin	640510000	0.00	0.00	0.00	0.0	15.00	0.00	(15.00)	0.0
Legal Services - Routine	641010000	1,462.50	0.00	(1,462.50)	0.0	4,207.50	5,000.00	792.50	15.9
Legal Services - Non-Routine	641010600	0.00	0.00	0.00	0.0	1,942.50	0.00	(1,942.50)	0.0
Fire Board Expenses	644110000	300.00	0.00	(300.00)	0.0	625.98	1,000.00	374.02	37.4
Misc/Admin	661010000	0.84	0.00	(0.84)	0.0	118.86	0.00	(118.86)	0.0
<b>Total Service Expenses</b>		<b>\$1,763.34</b>	<b>\$0.00</b>	<b>\$(1,763.34)</b>	<b>0.0 %</b>	<b>\$12,117.34</b>	<b>\$13,500.00</b>	<b>\$1,382.66</b>	<b>10.2 %</b>
<b>Total Expenses</b>		<b>\$284,071.54</b>		<b>\$(284,071.54)</b>		<b>\$20,846,904.39</b>	<b>\$21,479,921.00</b>	<b>\$633,016.61</b>	<b>2.9%</b>
<b>Income (Loss) from Operations</b>		<b>\$8,802,997.37</b>	<b>\$0.00</b>	<b>\$8,802,997.37</b>	<b>0.0%</b>	<b>\$8,441,658.42</b>	<b>\$20,000.00</b>	<b>\$8,421,658.42</b>	<b>42108.3%</b>
<b><u>Contingency</u></b>									
Funded Contingency/Admin	780010000	\$0.00	\$0.00	\$0.00	0.0%	\$0.00	\$(20,000.00)	\$20,000.00	100.0%
<b>Total Contingency</b>		<b>\$0.00</b>	<b>\$0.00</b>	<b>\$0.00</b>	<b>0.0 %</b>	<b>\$0.00</b>	<b>\$(20,000.00)</b>	<b>\$20,000.00</b>	<b>100.0 %</b>
<b>Net Income (Loss)</b>		<b>\$8,802,997.37</b>	<b>\$0.00</b>	<b>\$8,802,997.37</b>	<b>0.0%</b>	<b>\$8,441,658.42</b>	<b>\$0.00</b>	<b>\$8,441,658.42</b>	<b>0.0%</b>

11/9/21  
10:14:54 AM

**CENTRAL YAVAPAI FIRE DISTRICT**

Balance Sheet  
As of 10/31/2021

**Assets**

**Current Assets**

Cash with Yavapai County	\$9,434,268.39	
Taxes Receivable	350,004.50	
Misc. Receivables	3,371.65	
Total Current Assets		\$9,787,644.54
<b>Total Assets</b>		<b>\$9,787,644.54</b>

**Liabilities and Net Assets**

**Current Liabilities**

Accounts Payable	\$2,048.00	
Deferred Revenue	228,141.00	
CAFMA accounts payable	224,466.00	
Total Current Liabilities		\$454,655.00
<b>Total Liabilities</b>		<b>\$454,655.00</b>

**Net Assets**

Fund Balance	\$891,331.12	
Current Year Net Assets	8,441,658.42	
<b>Total Net Assets</b>		<b>9,332,989.54</b>
<b>Total Liabilities and Net Assets</b>		<b>\$9,787,644.54</b>

**CENTRAL YAVAPAI FIRE DISTRICT**  
GL Account Ledger - Detail By Period  
10/1/2021 through 10/31/2021

Batch	Journal	Entry #	Date	Job	Document	Description	Debits	Credits	Balance
<b>1100.0.0.000</b>			<b>CASH WITH YAVAPAI COUNTY</b>						<b>\$631,271.02</b>
4915	CD	1489293	10/04/21		706001065	AZ Fire District Assoc. - Cash Disbursement AFDA1	-	300.00	630,971.02
4918	CR	1489302	10/07/21		3324143465	AT&T MOBILITY, LLC -	5,124.13	-	636,095.15
4919	CD	1489305	10/18/21		706001066	Nicolas J. Cornelius - Cash Disbursement CORNIC	-	1,462.50	634,632.65
4920	A	1489308	10/31/21		Cash With Yav Cty	Fire Authority Funding October 2021	-	282,308.20	352,324.45
4921	A	1489309	10/31/21		Cash With Yav Cty	Tax Revenue October 2021	9,081,944.78	-	9,434,269.23
4922	A	1489314	10/31/21		Cash With Yav Cty	Tax Roll Corrections October 2021	-	0.84	9,434,268.39
<b>CASH WITH YAVAPAI COUNTY TOTALS:</b>							<b>\$9,087,068.91</b>	<b>\$284,071.54</b>	<b>\$9,434,268.39</b>
<b>TOTAL OF LEDGER:</b>							<b>\$9,087,068.91</b>	<b>\$284,071.54</b>	<b>\$9,434,268.39</b>



**CENTRAL YAVAPAI FIRE DISTRICT**  
GL Trial Balance Worksheet  
For The Period of 10/1/2021 through 10/31/2021

Account	Description	Balances				Adjustments
		Beginning	Debits	Credits	Ending	
1100.0.0.000	Cash with Yavapai County	\$631,271.02	\$9,087,068.91	\$284,071.54	\$9,434,268.39	
TOTALS:		<u>\$631,271.02</u>	<u>\$9,087,068.91</u>	<u>\$284,071.54</u>	<u>\$9,434,268.39</u>	

\* Inactive accounts are marked and appear in grey.

**CENTRAL YAVAPAI FIRE DISTRICT**  
**BOND DEBT SERVICE ACCOUNT 6-60240-0000**  
**CHECK RECONCILIATION OCTOBER 2021**

**Reconciliation:**

Beginning Balance (CYFD):	\$	191,287.57
Deposits:	\$	554,465.40
Bank Paying Agent Fees:	\$	-
Interest Income:	\$	-
Other:	\$	-
Adj: Interest Paid-Tax Roll Correct	\$	(0.06)
<b>Ending Balance:</b>	<b>\$</b>	<b>745,752.91</b>

**Difference Between Balances:** \$ (0.00)

**Bank Statement Balance:**

Balance Per Bank: \$ 745,752.91

**Ending Balance:** \$ **745,752.91**

**Deposits Per Bank Statement:**

Real Estate Taxes:	\$	548,102.58
Personal Property Taxes:	\$	6,362.82
Interest Income:	\$	-
Other:	\$	-
<b>Ending Balance:</b>	<b>\$</b>	<b>554,465.40</b>

Reconciliation Approved By:

**Scott Freitag**

*Scott Freitag, Fire Chief*

Digitally signed by Scott Freitag  
Date: 2021.11.15 11:11:08 -07'00'

Reconciliation Reviewed By:

**Dave Tharp**

*David Tharp, Assistant Chief of Administration*

Digitally signed by Dave Tharp  
Date: 2021.11.10 11:25:13 -07'00'

Reconciliation Prepared By:

**Karen Butler Mauldin**

*Karen Butler Mauldin, Finance Manager*

Digitally signed by Karen Butler Mauldin  
Date: 2021.11.09 12:52:04 -07'00'

**CENTRAL YAVAPAI FIRE DISTRICT**  
**BOND DEBT FUND - OCTOBER, 2021**

---

Real Estate Taxes:	\$	548,102.58
UPP Taxes:	\$	6,362.82
Interest Received:	\$	-

---

TOTAL:	\$	554,465.40
--------	----	------------

---

---



# Yavapai County Treasurer

## Monthly Statement

Date Range: 10/1/2021 to 10/31/2021

**Central Yavapai Fire Dist BDS**  
**Fund: 6060240000**

**8603 E Eastridge Rd Ste A**  
**Prescott Valley, AZ 86314**



# Yavapai County Treasurer

## Monthly Statement

Date Range: 10/1/2021 to 10/31/2021

Account	Period	YTD		
<b>6060240000</b>	<b>Central Yavapai Fire Dist BDS</b>			
Begin Balance:	191,287.57	165,710.75		
Income:	554,465.40	580,375.38		
LOC Advance:	.00	.00		
Expense:	(.06)	(333.22)	LOC:	.00
LOC Payments:	.00	.00	Warrants Outstanding:	.00
Cash Balance:	745,752.91	745,752.91	End:	745,752.91

### Monthly Statement Summary

Source Code	Description		MTDAmount	YTDAmount
<b>6060240000</b>	<b>Central Yavapai Fire Dist BDS</b>	<b>Beginning Balance:</b>	191,287.57	165,710.75
11100.2011	2011 Real Estate Taxes		.11	.11
11100.2012	2012 Real Estate Taxes		.26	.39
11100.2013	2013 Real Estate Taxes		.28	.88
11100.2014	2014 Real Estate Taxes		.24	.76
11100.2015	2015 Real Estate Taxes		.26	1.19
11100.2016	2016 Real Estate Taxes		.12	.60
11100.2017	2017 Real Estate Taxes		.12	.56
11100.2018	2018 Real Estate Taxes		.10	.10
11100.2019	2019 Real Estate Taxes		(.23)	(.23)
11100.2020	2020 Real Estate Taxes		738.04	9,510.99
11100.2021	2021 Real Estate Taxes		547,363.28	562,540.08
12100.2012	2012 Personal Property Taxes		.22	.88
12100.2015	2015 Personal Property Taxes		.00	7.11
12100.2016	2016 Personal Property Taxes		2.84	2.84
12100.2017	2017 Personal Property Taxes		.00	13.55
12100.2018	2018 Personal Property Taxes		6.64	12.78
12100.2019	2019 Personal Property Taxes		6.87	33.46
12100.2020	2020 Personal Property Taxes		17.54	671.12
12100.2021	2021 Personal Property Taxes		6,328.71	6,805.82
31115.0	BOS Sale-Taxes		.00	1.06
38109.0	Interest on Investments St Treas		.00	558.31
38113.0	Interest on Investments-Wells Fargo		.00	213.02
90002.0	Interest Pd on Tax Roll Corrections		(.06)	(3.22)
92185.0	Paying Agent Fees		.00	(330.00)
		<b>Ending Balance:</b>	<b>745,752.91</b>	<b>745,752.91</b>

### Monthly Statement Detail

Date	Notes	Doc #	Amount	C/D
------	-------	-------	--------	-----



# Yavapai County Treasurer

## Monthly Statement

Date Range: 10/1/2021 to 10/31/2021

6060240000 Central Yavapai Fire Dist BDS			Beginning Balance: 191,287.57	
11100.2011 2011 Real Estate Taxes			Source Code Total: .11	
10/13	Tax Distribution	0	.11	C
11100.2012 2012 Real Estate Taxes			Source Code Total: .26	
10/13	Tax Distribution	0	.13	C
10/18	Tax Distribution	0	.13	C
11100.2013 2013 Real Estate Taxes			Source Code Total: .28	
10/13	Tax Distribution	0	.14	C
10/18	Tax Distribution	0	.14	C
11100.2014 2014 Real Estate Taxes			Source Code Total: .24	
10/13	Tax Distribution	0	.12	C
10/18	Tax Distribution	0	.12	C
11100.2015 2015 Real Estate Taxes			Source Code Total: .26	
10/13	Tax Distribution	0	.13	C
10/18	Tax Distribution	0	.13	C
11100.2016 2016 Real Estate Taxes			Source Code Total: .12	
10/13	Tax Distribution	0	.06	C
10/18	Tax Distribution	0	.06	C
11100.2017 2017 Real Estate Taxes			Source Code Total: .12	
10/13	Tax Distribution	0	.06	C
10/18	Tax Distribution	0	.06	C
11100.2018 2018 Real Estate Taxes			Source Code Total: .10	
10/13	Tax Distribution	0	.05	C
10/18	Tax Distribution	0	.05	C
11100.2019 2019 Real Estate Taxes			Source Code Total: (.23)	
10/13	Tax Distribution	0	.05	C
10/18	Tax Distribution	0	.05	C
10/20	Tax Distribution	0	(.33)	C
11100.2020 2020 Real Estate Taxes			Source Code Total: 738.04	
10/01	Tax Distribution	0	11.78	C
10/04	Tax Distribution	0	7.94	C
10/04	Tax Distribution	0	.46	C
10/04	Tax Distribution	0	22.07	C
10/04	Tax Distribution	0	23.78	C
10/05	Tax Distribution	0	77.20	C
10/06	Tax Distribution	0	5.16	C
10/06	Tax Distribution	0	8.88	C
10/07	Tax Distribution	0	12.87	C
10/07	Tax Distribution	0	1.60	C
10/08	Tax Distribution	0	3.26	C
10/08	Tax Distribution	0	34.73	C
10/11	Tax Distribution	0	26.32	C
10/12	Tax Distribution	0	26.89	C



# Yavapai County Treasurer

## Monthly Statement

Date Range: 10/1/2021 to 10/31/2021

10/12	Tax Distribution	0	3.19	C
10/13	Tax Distribution	0	158.42	C
10/13	Tax Distribution	0	1.69	C
10/13	Tax Distribution	0	(74.33)	C
10/13	Tax Distribution	0	13.54	C
10/13	Tax Distribution	0	32.96	C
10/14	Tax Distribution	0	2.65	C
10/15	Tax Distribution	0	14.15	C
10/18	Tax Distribution	0	.04	C
10/18	Tax Distribution	0	4.18	C
10/19	Tax Distribution	0	37.58	C
10/19	Tax Distribution	0	5.68	C
10/19	Tax Distribution	0	2.37	C
10/20	Tax Distribution	0	15.43	C
10/21	Tax Distribution	0	34.33	C
10/21	Tax Distribution	0	88.27	C
10/25	Tax Distribution	0	61.73	C
10/26	Tax Distribution	0	1.55	C
10/26	Tax Distribution	0	19.86	C
10/27	Tax Distribution	0	.28	C
10/27	Tax Distribution	0	4.81	C
10/28	Tax Distribution	0	.91	C
10/28	Tax Distribution	0	30.53	C
10/29	Tax Distribution	0	1.15	C
10/29	Tax Distribution	0	14.13	C
11100.2021 2021 Real Estate Taxes			Source Code Total: 547,363.28	
10/01	Tax Distribution	0	820.00	C
10/01	Tax Distribution	0	1,264.35	C
10/01	Tax Distribution	0	424.02	C
10/04	Tax Distribution	0	2,776.67	C
10/04	Tax Distribution	0	1,507.49	C
10/04	Tax Distribution	0	1,020.98	C
10/04	Tax Distribution	0	5,776.24	C
10/04	Tax Distribution	0	520.73	C
10/05	Tax Distribution	0	1,416.41	C
10/05	Tax Distribution	0	(52.63)	C
10/05	Tax Distribution	0	1,038.01	C
10/05	Tax Distribution	0	601.20	C
10/05	Tax Distribution	0	1,212.18	C
10/05	Tax Distribution	0	753.72	C
10/06	Tax Distribution	0	1,339.14	C
10/06	Tax Distribution	0	2,178.11	C
10/06	Tax Distribution	0	(19.25)	C



# Yavapai County Treasurer

## Monthly Statement

Date Range: 10/1/2021 to 10/31/2021

10/06	Tax Distribution	0	2,099.46	C
10/06	Tax Distribution	0	2,676.02	C
10/06	Tax Distribution	0	1,026.39	C
10/06	Tax Distribution	0	1,194.95	C
10/07	Tax Distribution	0	93.39	C
10/07	Tax Distribution	0	2,154.10	C
10/07	Tax Distribution	0	1,384.06	C
10/07	Tax Distribution	0	4,595.64	C
10/07	Tax Distribution	0	2,889.80	C
10/07	Tax Distribution	0	1,548.77	C
10/07	Tax Distribution	0	15.77	C
10/07	Tax Distribution	0	800.20	C
10/08	Tax Distribution	0	1,026.28	C
10/08	Tax Distribution	0	2,770.03	C
10/08	Tax Distribution	0	4,018.11	C
10/08	Tax Distribution	0	2,113.77	C
10/08	Tax Distribution	0	569.83	C
10/08	Tax Distribution	0	1,197.63	C
10/11	Tax Distribution	0	(11.59)	C
10/11	Tax Distribution	0	674.51	C
10/11	Tax Distribution	0	5,702.78	C
10/11	Tax Distribution	0	3,098.89	C
10/11	Tax Distribution	0	2,793.49	C
10/11	Tax Distribution	0	1,358.17	C
10/11	Tax Distribution	0	666.43	C
10/12	Tax Distribution	0	127.48	C
10/12	Tax Distribution	0	1,367.03	C
10/12	Tax Distribution	0	10,133.68	C
10/12	Tax Distribution	0	1,552.20	C
10/12	Tax Distribution	0	3,554.15	C
10/12	Tax Distribution	0	944.18	C
10/12	Tax Distribution	0	852.84	C
10/13	Tax Distribution	0	79.26	C
10/13	Tax Distribution	0	(85.70)	C
10/13	Tax Distribution	0	319.69	C
10/13	Tax Distribution	0	7,170.86	C
10/13	Tax Distribution	0	7,369.91	C
10/13	Tax Distribution	0	2,609.31	C
10/13	Tax Distribution	0	1,760.95	C
10/13	Tax Distribution	0	2,247.05	C
10/14	Tax Distribution	0	5.22	C
10/14	Tax Distribution	0	751.81	C
10/14	Tax Distribution	0	8,061.84	C





# Yavapai County Treasurer

## Monthly Statement

Date Range: 10/1/2021 to 10/31/2021

10/14	Tax Distribution	0	3,904.07	C
10/14	Tax Distribution	0	2,558.38	C
10/14	Tax Distribution	0	1,537.60	C
10/14	Tax Distribution	0	1,175.99	C
10/15	Tax Distribution	0	42.42	C
10/15	Tax Distribution	0	10,227.96	C
10/15	Tax Distribution	0	2,427.18	C
10/15	Tax Distribution	0	3,014.54	C
10/15	Tax Distribution	0	1,314.66	C
10/15	Tax Distribution	0	1,662.50	C
10/18	Tax Distribution	0	52.31	C
10/18	Tax Distribution	0	1,329.61	C
10/18	Tax Distribution	0	(5.22)	C
10/18	Tax Distribution	0	7,690.08	C
10/18	Tax Distribution	0	3,656.73	C
10/18	Tax Distribution	0	2,337.20	C
10/18	Tax Distribution	0	1,535.50	C
10/18	Tax Distribution	0	310.72	C
10/19	Tax Distribution	0	14.53	C
10/19	Tax Distribution	0	2,081.34	C
10/19	Tax Distribution	0	(28.42)	C
10/19	Tax Distribution	0	6,900.56	C
10/19	Tax Distribution	0	2,138.49	C
10/19	Tax Distribution	0	5,460.78	C
10/19	Tax Distribution	0	1,181.29	C
10/19	Tax Distribution	0	1,337.77	C
10/20	Tax Distribution	0	4.71	C
10/20	Tax Distribution	0	825.79	C
10/20	Tax Distribution	0	(23.07)	C
10/20	Tax Distribution	0	9,112.82	C
10/20	Tax Distribution	0	3,935.97	C
10/20	Tax Distribution	0	4,345.34	C
10/20	Tax Distribution	0	1,193.27	C
10/20	Tax Distribution	0	4,508.00	C
10/21	Tax Distribution	0	32.77	C
10/21	Tax Distribution	0	470.88	C
10/21	Tax Distribution	0	(19.17)	C
10/21	Tax Distribution	0	181,192.96	C
10/21	Tax Distribution	0	3,023.36	C
10/21	Tax Distribution	0	5,177.94	C
10/21	Tax Distribution	0	1,319.45	C
10/21	Tax Distribution	0	1,866.62	C
10/22	Tax Distribution	0	141.09	C



# Yavapai County Treasurer

## Monthly Statement

Date Range: 10/1/2021 to 10/31/2021

10/22	Tax Distribution	0	962.05	C
10/22	Tax Distribution	0	(41.66)	C
10/22	Tax Distribution	0	9,100.36	C
10/22	Tax Distribution	0	3,650.71	C
10/22	Tax Distribution	0	3,474.93	C
10/22	Tax Distribution	0	1,978.54	C
10/22	Tax Distribution	0	3,578.88	C
10/25	Tax Distribution	0	9.76	C
10/25	Tax Distribution	0	307.68	C
10/25	Tax Distribution	0	29,952.84	C
10/25	Tax Distribution	0	3,182.87	C
10/25	Tax Distribution	0	3,613.66	C
10/25	Tax Distribution	0	1,773.61	C
10/25	Tax Distribution	0	1,471.85	C
10/26	Tax Distribution	0	709.78	C
10/26	Tax Distribution	0	(65.66)	C
10/26	Tax Distribution	0	7,530.07	C
10/26	Tax Distribution	0	2,593.42	C
10/26	Tax Distribution	0	2,595.09	C
10/26	Tax Distribution	0	780.10	C
10/26	Tax Distribution	0	1,146.30	C
10/27	Tax Distribution	0	12.48	C
10/27	Tax Distribution	0	1,627.36	C
10/27	Tax Distribution	0	(4.31)	C
10/27	Tax Distribution	0	14,093.49	C
10/27	Tax Distribution	0	4,611.41	C
10/27	Tax Distribution	0	3,181.38	C
10/27	Tax Distribution	0	2,233.67	C
10/27	Tax Distribution	0	1,692.70	C
10/28	Tax Distribution	0	1,065.08	C
10/28	Tax Distribution	0	401.61	C
10/28	Tax Distribution	0	15,804.20	C
10/28	Tax Distribution	0	3,561.29	C
10/28	Tax Distribution	0	2,766.30	C
10/28	Tax Distribution	0	2,012.53	C
10/28	Tax Distribution	0	1,175.36	C
10/29	Tax Distribution	0	376.28	C
10/29	Tax Distribution	0	867.51	C
10/29	Tax Distribution	0	772.44	C
10/29	Tax Distribution	0	46.58	C
10/29	Tax Distribution	0	7,823.25	C
10/29	Tax Distribution	0	3,497.50	C
10/29	Tax Distribution	0	1,582.43	C



# Yavapai County Treasurer

## Monthly Statement

Date Range: 10/1/2021 to 10/31/2021

10/29	Tax Distribution	0	26.44	C
10/29	Tax Distribution	0	1,007.81	C
12100.2012 2012 Personal Property Taxes			Source Code Total: .22	
10/07	Tax Distribution	0	.22	C
12100.2016 2016 Personal Property Taxes			Source Code Total: 2.84	
10/04	Tax Distribution	0	2.84	C
12100.2018 2018 Personal Property Taxes			Source Code Total: 6.64	
10/04	Tax Distribution	0	4.60	C
10/15	Tax Distribution	0	2.04	C
12100.2019 2019 Personal Property Taxes			Source Code Total: 6.87	
10/01	Tax Distribution	0	3.76	C
10/04	Tax Distribution	0	1.30	C
10/15	Tax Distribution	0	1.81	C
12100.2020 2020 Personal Property Taxes			Source Code Total: 17.54	
10/15	Tax Distribution	0	.53	C
10/15	Tax Distribution	0	1.67	C
10/18	Tax Distribution	0	4.49	C
10/20	Tax Distribution	0	.13	C
10/22	Tax Distribution	0	2.24	C
10/22	Tax Distribution	0	5.38	C
10/25	Tax Distribution	0	2.58	C
10/25	Tax Distribution	0	.52	C
12100.2021 2021 Personal Property Taxes			Source Code Total: 6,328.71	
10/04	Tax Distribution	0	4.66	C
10/04	Tax Distribution	0	30.51	C
10/04	Tax Distribution	0	8.35	C
10/04	Tax Distribution	0	7.25	C
10/05	Tax Distribution	0	10.80	C
10/05	Tax Distribution	0	43.00	C
10/05	Tax Distribution	0	18.87	C
10/05	Tax Distribution	0	.59	C
10/06	Tax Distribution	0	8.13	C
10/06	Tax Distribution	0	21.25	C
10/06	Tax Distribution	0	13.94	C
10/06	Tax Distribution	0	6.20	C
10/06	Tax Distribution	0	14.54	C
10/07	Tax Distribution	0	35.52	C
10/07	Tax Distribution	0	45.90	C
10/07	Tax Distribution	0	3.83	C
10/07	Tax Distribution	0	6.61	C
10/07	Tax Distribution	0	13.73	C
10/08	Tax Distribution	0	7.44	C
10/08	Tax Distribution	0	40.45	C



# Yavapai County Treasurer

## Monthly Statement

Date Range: 10/1/2021 to 10/31/2021

10/08	Tax Distribution	0	78.22	C
10/08	Tax Distribution	0	30.65	C
10/08	Tax Distribution	0	42.01	C
10/11	Tax Distribution	0	44.47	C
10/11	Tax Distribution	0	39.27	C
10/11	Tax Distribution	0	80.91	C
10/11	Tax Distribution	0	15.16	C
10/11	Tax Distribution	0	25.83	C
10/11	Tax Distribution	0	29.06	C
10/12	Tax Distribution	0	7.38	C
10/12	Tax Distribution	0	89.78	C
10/12	Tax Distribution	0	21.40	C
10/12	Tax Distribution	0	103.34	C
10/12	Tax Distribution	0	13.21	C
10/12	Tax Distribution	0	5.51	C
10/13	Tax Distribution	0	(2.88)	C
10/13	Tax Distribution	0	5.65	C
10/13	Tax Distribution	0	241.30	C
10/13	Tax Distribution	0	87.78	C
10/13	Tax Distribution	0	10.49	C
10/13	Tax Distribution	0	52.03	C
10/13	Tax Distribution	0	6.48	C
10/14	Tax Distribution	0	3.08	C
10/14	Tax Distribution	0	11.95	C
10/14	Tax Distribution	0	59.72	C
10/14	Tax Distribution	0	67.73	C
10/14	Tax Distribution	0	33.52	C
10/14	Tax Distribution	0	24.53	C
10/14	Tax Distribution	0	12.19	C
10/15	Tax Distribution	0	133.57	C
10/15	Tax Distribution	0	30.33	C
10/15	Tax Distribution	0	63.45	C
10/15	Tax Distribution	0	19.44	C
10/15	Tax Distribution	0	27.67	C
10/18	Tax Distribution	0	636.45	C
10/18	Tax Distribution	0	121.69	C
10/18	Tax Distribution	0	121.65	C
10/18	Tax Distribution	0	32.12	C
10/18	Tax Distribution	0	33.53	C
10/19	Tax Distribution	0	6.27	C
10/19	Tax Distribution	0	54.75	C
10/19	Tax Distribution	0	92.46	C
10/19	Tax Distribution	0	60.22	C



# Yavapai County Treasurer

## Monthly Statement

Date Range: 10/1/2021 to 10/31/2021

10/19	Tax Distribution	0	67.74	C
10/19	Tax Distribution	0	9.58	C
10/19	Tax Distribution	0	18.70	C
10/20	Tax Distribution	0	26.10	C
10/20	Tax Distribution	0	254.33	C
10/20	Tax Distribution	0	47.08	C
10/20	Tax Distribution	0	110.73	C
10/20	Tax Distribution	0	14.10	C
10/20	Tax Distribution	0	17.71	C
10/21	Tax Distribution	0	124.38	C
10/21	Tax Distribution	0	79.28	C
10/21	Tax Distribution	0	8.05	C
10/21	Tax Distribution	0	147.20	C
10/21	Tax Distribution	0	14.83	C
10/21	Tax Distribution	0	24.28	C
10/22	Tax Distribution	0	42.91	C
10/22	Tax Distribution	0	125.99	C
10/22	Tax Distribution	0	56.93	C
10/22	Tax Distribution	0	19.90	C
10/22	Tax Distribution	0	11.01	C
10/22	Tax Distribution	0	203.88	C
10/25	Tax Distribution	0	9.29	C
10/25	Tax Distribution	0	146.71	C
10/25	Tax Distribution	0	25.18	C
10/25	Tax Distribution	0	81.14	C
10/25	Tax Distribution	0	13.44	C
10/25	Tax Distribution	0	12.91	C
10/26	Tax Distribution	0	18.57	C
10/26	Tax Distribution	0	177.79	C
10/26	Tax Distribution	0	288.06	C
10/26	Tax Distribution	0	37.13	C
10/26	Tax Distribution	0	19.48	C
10/26	Tax Distribution	0	5.31	C
10/27	Tax Distribution	0	1.81	C
10/27	Tax Distribution	0	4.51	C
10/27	Tax Distribution	0	(.56)	C
10/27	Tax Distribution	0	194.70	C
10/27	Tax Distribution	0	64.25	C
10/27	Tax Distribution	0	16.20	C
10/27	Tax Distribution	0	74.99	C
10/27	Tax Distribution	0	.33	C
10/28	Tax Distribution	0	25.25	C
10/28	Tax Distribution	0	14.07	C



# Yavapai County Treasurer

## Monthly Statement

Date Range: 10/1/2021 to 10/31/2021

10/28	Tax Distribution	0	54.34	C
10/28	Tax Distribution	0	67.46	C
10/28	Tax Distribution	0	15.16	C
10/28	Tax Distribution	0	39.39	C
10/28	Tax Distribution	0	5.45	C
10/29	Tax Distribution	0	15.00	C
10/29	Tax Distribution	0	50.65	C
10/29	Tax Distribution	0	95.89	C
10/29	Tax Distribution	0	26.25	C
10/29	Tax Distribution	0	268.03	C
10/29	Tax Distribution	0	20.88	C
90002.0 Interest Pd on Tax Roll Corrections			Source Code Total: (.06)	
10/21	79710 103-25-52906 2019 Adjustment/Corr Refund	79710	(.04)	D
10/21	79710 103-25-52906 2020 Adjustment/Corr Refund	79710	(.02)	D
6060240000 Central Yavapai Fire Dist BDS			<b>Ending Balance: 745,752.91</b>	

Central Yavapai Fire Bond Debt Service  
Bank Reconciliation Summary  
For the Bank Statement ending: 10/31/2021

BANK CONTROL ID: CYFDA - CASH/BOND BUILDING FUND		DESC: CASH/BOND BUILDING FUND	ACCOUNT NO: 1100
Beginning Balance:	10/01/21		\$191,287.57
Deposits and Credits:			\$554,465.40
Checks and Charges:			(\$0.06)
Adjustments:			\$0.00
Ending Balance Per Reconciliation:			<u>\$745,752.91</u>
Ending Balance Per Bank Statement:	10/31/21		\$745,752.91
* Outstanding Deposits and Credits:	10/31/21		\$0.00
* Outstanding Checks and Charges:	10/31/21		\$0.00
Ending Book Balance:			<u>\$745,752.91</u>

\* Outstanding amounts are all outstanding credits and charges dated prior or equal to the Reconciliation date.

Central Yavapai Fire Bond Debt Service  
BR Checks and Charges Cleared  
For the Bank Statement ending: 10/31/21

CYFDA		Cash/Bond Building Fund	Cash/Bond Building Fund	1100	
Date	Document	Description	Module	Company	Amount
10/31/21	Cash With Yav Cty	Tax Roll Corrections October 2	GL	CYFBDS	\$0.06
TOTAL CHECKS AND CHARGES CLEARED:					\$0.06



Central Yavapai Fire Bond Debt Service

BR Checks and Charges Outstanding

For the Bank Statement ending:

<u>Date</u>	<u>Document</u>	<u>Description</u>	<u>Module</u>	<u>Company</u>	<u>Amount</u>
-------------	-----------------	--------------------	---------------	----------------	---------------

TOTAL CHECKS AND CHARGES OUTSTANDING:

Central Yavapai Fire Bond Debt Service

BR Deposits and Credits Cleared  
For the Bank Statement ending: 10/31/21

CYFDA	Cash/Bond Building Fund	Cash/Bond Building Fund	1100
-------	-------------------------	-------------------------	------

Date	Document	Description	Module	Company	Amount
10/31/21	Cash With Yav Cty	Tax Revenue October 2021	GL	CYFBDS	\$554,465.40
TOTAL DEPOSITS AND CREDITS CLEARED:					\$554,465.40

Central Yavapai Fire Bond Debt Service

BR Deposits and Credits Outstanding

For the Bank Statement ending:

Date	Document	Description	Module	Company	Amount
------	----------	-------------	--------	---------	--------

TOTAL DEPOSITS AND CREDITS OUTSTANDING:

Central Yavapai Fire Bond Debt Service  
Bank Reconciliation Register

Document Number	Date	BR Status	Void?	Description	Date Cleared	Amount
MODULE: JOURNAL ENTRIES FROM GENERAL LEDGER						
BANK CONTROL ID: CYFDA - CASH/BOND BUILDING FUND						
Cash With Yav Cty	10/31/21	Marked	No	Tax Revenue October 2021	11/09/21	\$554,465.40
Cash With Yav Cty	10/31/21	Marked	No	Tax Roll Corrections October 2	11/09/21	\$0.06
SUB TOTAL FOR BANK:						\$554,465.46
TOTAL FOR MODULE:						\$554,465.46

Central Yavapai Fire Bond Debt Service  
BR Adjustments Report  
For the Bank Statement ending:

Date	Document	Description	GL Account	Offset Amt	Adj. Amt
------	----------	-------------	------------	------------	----------

DOCUMENT:

ADJUSTMENT DOCUMENT " TOTAL:

TOTAL FOR ALL ADJUSTMENTS:

11/9/21  
12:41:25 PM

**Central Yavapai Fire Bond Debt Service**  
Income Statement  
(Original Budget to Actual Comparison)  
For the period of 10/1/2021 Through 10/31/2021

	Account	Actual	Current Period Budget	Variance	%	Actual	Year To Date Budget	Variance	%
<b><u>Revenues</u></b>									
Tax Revenue-Other	435000	\$0.00	\$0.00	\$0.00	0.0%	\$1.06	\$0.00	\$1.06	0.0%
<b>Net Revenues</b>		<b>\$0.00</b>	<b>\$0.00</b>	<b>\$0.00</b>	<b>0.0 %</b>	<b>\$1.06</b>	<b>\$0.00</b>	<b>\$1.06</b>	<b>0.0 %</b>
<b><u>General &amp; Administrative Expenses</u></b>									
Bond Debt Service Principal Payment	600000	\$0.00	\$0.00	\$0.00	0.0%	\$1,195,000.00	\$0.00	\$(1,195,000.00)	0.0%
Bond Debt Service Interest Expense	610000	0.06	0.00	(0.06)	0.0	191,192.11	0.00	(191,192.11)	0.0
Professional Services	640500	0.00	0.00	0.00	0.0	1,010.00	0.00	(1,010.00)	0.0
<b>Total General &amp; Administrative Expenses</b>		<b>\$0.06</b>	<b>\$0.00</b>	<b>\$(0.06)</b>	<b>0.0 %</b>	<b>\$1,387,202.11</b>	<b>\$0.00</b>	<b>\$(1,387,202.11)</b>	<b>0.0 %</b>
<b>Total Expenses</b>		<b>\$0.06</b>		<b>\$(0.06)</b>		<b>\$1,387,202.11</b>		<b>\$(1,387,202.11)</b>	
<b>Income (Loss) from Operations</b>		<b>\$(0.06)</b>	<b>\$0.00</b>	<b>\$(0.06)</b>	<b>0.0%</b>	<b>\$(1,387,201.05)</b>	<b>\$0.00</b>	<b>\$(1,387,201.05)</b>	<b>0.0%</b>
<b><u>Other Income (Expense)</u></b>									
Bond Debt Service Tax Revenue	420000	\$554,465.40	\$0.00	\$554,465.40	0.0%	\$1,864,369.24	\$0.00	\$1,864,369.24	0.0%
Bond Debt Service Interest Revenue	430000	0.00	0.00	0.00	0.0	3,403.05	0.00	3,403.05	0.0
<b>Total Other Income (Expense)</b>		<b>\$554,465.40</b>	<b>\$0.00</b>	<b>\$554,465.40</b>	<b>0.0 %</b>	<b>\$1,867,772.29</b>	<b>\$0.00</b>	<b>\$1,867,772.29</b>	<b>0.0 %</b>
<b>Net Income (Loss)</b>		<b>\$554,465.34</b>	<b>\$0.00</b>	<b>\$554,465.34</b>	<b>0.0%</b>	<b>\$480,571.24</b>	<b>\$0.00</b>	<b>\$480,571.24</b>	<b>0.0%</b>

Central Yavapai Fire Bond Debt Service  
Balance Sheet  
As of 10/31/2021

Assets

Current Assets

Cash / Bond Debt Service	\$745,752.91	
Property Tax Receivable	24,503.03	
Deferred Revenue - Prop Tax	(17,179.00)	
Total Current Assets		\$753,076.94
Total Assets		\$753,076.94

Net Assets

Retained Earnings	\$272,505.70	
Current Year Net Assets	480,571.24	
Total Net Assets		753,076.94
Total Liabilities and Net Assets		\$753,076.94

**Central Yavapai Fire Bond Debt Service**

GL Account Ledger - Detail By Period

10/1/2021 through 10/31/2021

Batch	Journal	Entry #	Date	Job	Document	Description	Debits	Credits	Balance
<b>1100.00</b>						<b>CASH / BOND DEBT SERVICE</b>			<b>\$191,287.57</b>
251	R	850	10/31/21		Cash With Yav Cty	Tax Revenue October 2021	554,465.40	-	745,752.97
252	A	854	10/31/21		Cash With Yav Cty	Tax Roll Corrections October 2021	-	0.06	745,752.91
<b>CASH / BOND DEBT SERVICE TOTALS:</b>							<b>\$554,465.40</b>	<b>\$0.06</b>	<b>\$745,752.91</b>
<b>TOTAL OF LEDGER:</b>							<b>\$554,465.40</b>	<b>\$0.06</b>	<b>\$745,752.91</b>



Central Yavapai Fire Bond Debt Service

GL Trial Balance Worksheet

For The Period of 10/1/2021 through 10/31/2021

Account	Description	Balances				Adjustments
		Beginning	Debits	Credits	Ending	
1100.00	Cash / Bond Debt Service	\$191,287.57	\$554,465.40	\$0.06	\$745,752.91	
TOTALS:		<u>\$191,287.57</u>	<u>\$554,465.40</u>	<u>\$0.06</u>	<u>\$745,752.91</u>	

\* Inactive accounts are marked and appear in grey.

The Central Yavapai Fire District Board of Directors have reviewed and approved the following financial documents to include Income Statements, Balance Sheets, and Bank Reconciliations with supporting documents, Revenue and Expenditure Graphs, and Cash Flow Projections in compliance with A.R.S. § 48-805, 807.

CYFD General Fund

CYFD Bond Debt Service

---

Fire Board Chairperson	Date
------------------------	------

---

Fire Board Clerk	Date
------------------	------

**CENTRAL YAVAPAI FIRE DISTRICT - GENERAL FUND**  
**CHECK RECONCILIATION DECEMBER, 2021**

**Reconciliation:**

Beginning Balance:	\$ 2,642,233.68
Deposits:	\$ 1,688,118.95
Transfer Out - Fire Authority:	\$ (2,295,036.52)
Disbursements:	\$ (4,000.00)
Interest Paid on Tax Roll Corrections:	\$ (0.02)
Fire District Deposit	\$ 5,124.13
County Adjustments:	\$ -
<b>Ending Balance:</b>	<b>\$ 2,036,440.22</b>

**Difference Between Balances:** \$ -

**Bank Statement Balance:**

Balance Per Bank:	\$ 2,040,440.22
Outstanding Checks:	\$ (4,000.00)
Outstanding Deposits:	\$ -

**Ending Balance:** \$ 2,036,440.22

**G/L Ending Balance:** \$ 2,036,440.22

**\$ 2,036,440.22**

**Deposits Per Bank Statement:**

Real Estate Taxes:	\$ 1,601,386.55
Personal Property Taxes:	\$ 50,276.41
Fire District Assistance Tax:	\$ 35,028.70
Interest Income:	\$ 1,427.29
Transfer to CAFMA:	\$ 2,295,036.52
Fire District Deposits:	\$ 5,124.13
Interest Paid on Tax Roll Corrections:	\$ 0.02
Other:	\$ -
Other:	\$ -

**Ending Balance:** \$ 3,988,279.62

**Bank Reconciliation Register:**

Checks From Accounts Payable:	\$ 4,000.00
Prior Period Adjustment:	
Other:	
<b>Total Checks:</b>	<b>\$ 4,000.00</b>

Deposits From Accounts Receivable:	\$ 5,124.13
Journal Entries From General Ledger:	\$ 3,983,155.49
Outstanding Transfer:	
Outstanding Deposit:	

**Ending Balance:** \$ 3,988,279.62

**Reconciliation Approved By:**

**Scott Freitag**

Digitally signed by Scott Freitag  
Date: 2022.01.17 11:51:52 -07'00'

*Scott Freitag, Fire Chief*

**Reconciliation Reviewed By:**

**Dave Tharp**

Digitally signed by Dave Tharp  
Date: 2022.01.16 08:51:59  
-07'00'

*David Tharp, Assistant Chief of Administration*

**Reconciliation Prepared By:**

**Karen Mauldin**

Digitally signed by Karen  
Mauldin  
Date: 2022.01.12 14:35:44  
-07'00'

*Karen Mauldin, Finance Manager*

**CENTRAL YAVAPAI FIRE DISTRICT**  
**General Fund Tax Collection Information**

Total Levy Month	FY 16-17 \$14,116,233 Collected	FY 17-18 \$16,282,904 Collected	FY 18-19 \$16,529,780 Collected	FY 19-20 \$17,960,663 Collected	FY 20-21 \$19,423,017 Collected	FY 21-22 \$21,044,253 Collected
July	\$50,468	\$47,993	\$48,809	\$53,398	\$113,844	\$91,719
%	0.358%	0.295%	0.295%	0.297%	0.586%	0.436%
% To Date	0.3575%	0.2947%	0.2953%	0.2973%	0.5861%	0.4358%
August	\$26,519	\$25,442	\$29,028	\$18,645	\$21,440	\$30,145
%	0.188%	0.156%	0.176%	0.104%	0.110%	0.143%
% To Date	0.5454%	0.4510%	0.4709%	0.4011%	0.6965%	0.5791%
September	\$789,429	\$768,730	\$136,335	\$151,569	\$38,040	\$272,297
%	5.592%	4.721%	0.825%	0.844%	0.196%	1.294%
% To Date	6.1377%	5.1721%	1.2957%	1.2450%	0.8924%	1.8730%
October	\$3,589,494	\$6,179,209	\$6,735,649	\$7,842,869	\$7,733,468	\$8,922,036
%	25.428%	37.949%	40.749%	43.667%	39.816%	42.397%
% To Date	31.5659%	43.1211%	42.0442%	44.9119%	40.7084%	44.2696%
November	\$3,154,358	\$1,286,322	\$2,208,068	\$1,675,932	\$2,373,821	\$2,237,664
%	22.346%	7.900%	13.358%	9.331%	12.222%	10.633%
% To Date	53.9115%	51.0210%	55.4024%	54.2431%	52.9301%	54.9027%
December	\$896,697	\$987,194	\$1,064,960	\$1,336,392	\$1,753,590	\$1,651,663
%	6.3522%	6.0628%	6.4427%	7.4407%	9.0284%	7.8485%
% To Date	60.2637%	57.0837%	61.8450%	61.6837%	61.9585%	62.7512%
January	\$368,574	\$609,745	\$416,757	\$428,512	\$450,460	\$0
%	2.6110%	3.7447%	2.5212%	2.3858%	2.3192%	0.0000%
% To Date	62.8747%	60.8284%	64.3663%	64.0696%	64.2777%	62.7512%
February	\$394,891	\$350,747	\$328,790	\$452,992	\$306,355	\$0
%	2.7974%	2.1541%	1.9891%	2.5221%	1.5773%	0.0000%
% To Date	65.6721%	62.9825%	66.3554%	66.5917%	65.8550%	62.7512%
March	\$606,436	\$629,128	\$657,391	\$623,229	\$520,420	\$0
%	4.2960%	3.8637%	3.9770%	3.4700%	2.6794%	0.0000%
% To Date	69.9681%	66.8462%	70.3324%	70.0617%	68.5344%	62.7512%
April	\$3,343,070	\$3,414,235	\$3,987,889	\$4,164,352	\$4,734,267	\$0
%	23.6824%	20.9682%	24.1255%	23.1860%	24.3745%	0.0000%
% To Date	93.6506%	87.8145%	94.4579%	93.2476%	92.9089%	62.7512%
May	\$678,353	\$813,680	\$695,530	\$837,799	\$840,183	\$0
%	4.8055%	4.9971%	4.2077%	4.6646%	4.3257%	0.0000%
% To Date	98.4561%	92.8116%	98.6656%	97.9123%	97.2346%	62.7512%
June	\$183,806	\$187,184	\$220,679	\$201,547	\$325,848	\$0
%	1.3021%	1.1496%	1.3350%	1.1222%	1.6776%	0.0000%
% To Date	99.7582%	93.9612%	100.0006%	99.0344%	98.9122%	62.7512%
TOTALS	\$14,082,095	\$15,299,608	\$16,529,886	\$17,787,237	\$19,211,735	\$13,205,523
Delinquency	0.2418%	6.0388%	-0.0006%	0.9656%	1.0878%	37.2488%

**CENTRAL YAVAPAI FIRE DISTRICT**  
**FDAT Collection Information**

Total Levy Month	FY 16-17 \$313,900 Collected	FY 17-18 \$333,290 Collected	FY 18-19 \$333,290 Collected	FY 19-20 \$366,547 Collected	FY 20-21 \$400,000 Collected	FY 21-22 \$400,000 Collected
July	\$1,423	\$1,630	\$1,238	\$1,475	\$2,769	\$1,871
%	0.453%	0.489%	0.371%	0.403%	0.692%	0.468%
% To Date	0.4533%	0.4890%	0.3715%	0.4025%	0.6923%	0.4677%
August	\$661	\$534	\$707	\$1,109	\$662	\$1,498
%	0.211%	0.160%	0.212%	0.303%	0.166%	0.375%
% To Date	0.6638%	0.6491%	0.5835%	0.7050%	0.8579%	0.8422%
September	\$8,777	\$12,654	\$3,182	\$7,941	\$879	\$4,669
%	2.796%	3.797%	0.955%	2.166%	0.220%	1.167%
% To Date	3.4600%	4.4456%	1.5383%	2.8713%	1.0777%	2.0095%
October	\$86,411	\$93,081	\$139,813	\$459,768	\$160,480	\$159,909
%	27.528%	27.928%	41.949%	125.432%	40.120%	39.977%
% To Date	30.9882%	32.3735%	43.4876%	128.3035%	41.1979%	41.9866%
November	\$75,219	\$74,651	\$59,861	\$128,454	\$48,339	\$52,249
%	23.9628%	22.3983%	17.9606%	35.0443%	12.0848%	13.0622%
% To Date	54.9510%	54.7717%	61.4482%	163.3478%	53.2826%	55.0488%
December	\$24,923	\$21,663	\$25,413	(\$344,794)	\$39,219	\$35,029
%	7.9398%	6.4997%	7.6250%	-94.0656%	9.8048%	8.7572%
% To Date	62.8908%	61.2715%	69.0732%	69.2822%	63.0874%	63.8060%
January	\$11,762	\$11,312	\$11,149	\$11,446	\$12,625	\$0
%	3.7471%	3.3939%	3.3450%	3.1227%	3.1562%	0.0000%
% To Date	66.6378%	64.6654%	72.4183%	72.4049%	66.2436%	63.8060%
February	\$8,291	\$8,056	\$7,409	\$10,419	\$6,657	\$0
%	2.641%	2.417%	2.223%	2.842%	1.664%	0.000%
% To Date	69.2790%	67.0825%	74.6413%	75.2473%	67.9079%	63.8060%
March	\$12,638	\$12,174	\$13,713	\$13,361	\$10,897	\$0
%	4.0261%	3.6528%	4.1143%	3.6452%	2.7242%	0.0000%
% To Date	73.3051%	70.7354%	78.7556%	78.8925%	70.6320%	63.8060%
April	\$62,586	\$63,209	\$79,859	\$85,315	\$88,842	\$0
%	19.9382%	18.9651%	23.9607%	23.2754%	22.2104%	0.0000%
% To Date	93.2433%	89.7005%	102.7163%	102.1679%	92.8424%	63.8060%
May	\$23,662	\$23,731	\$18,881	\$21,832	\$19,620	\$0
%	7.5381%	7.1201%	5.6650%	5.9561%	4.9050%	0.0000%
% To Date	100.7814%	96.8206%	108.3813%	108.1240%	97.7475%	63.8060%
June	\$4,682	\$5,094	\$5,726	\$4,474	\$6,987	\$0
%	1.4916%	1.5285%	1.7181%	1.2206%	1.7468%	0.0000%
% To Date	102.2729%	98.3491%	110.0994%	109.3446%	99.4943%	63.8060%
TOTALS	\$321,035	\$327,788	\$366,950	\$400,799	\$397,977	\$255,224
Delinquency	-2.2729%	1.6509%	-10.0994%	-9.3446%	0.5057%	36.1940%
	100.0000%	100.0000%	100.0000%	100.0000%	100.0000%	100.0000%



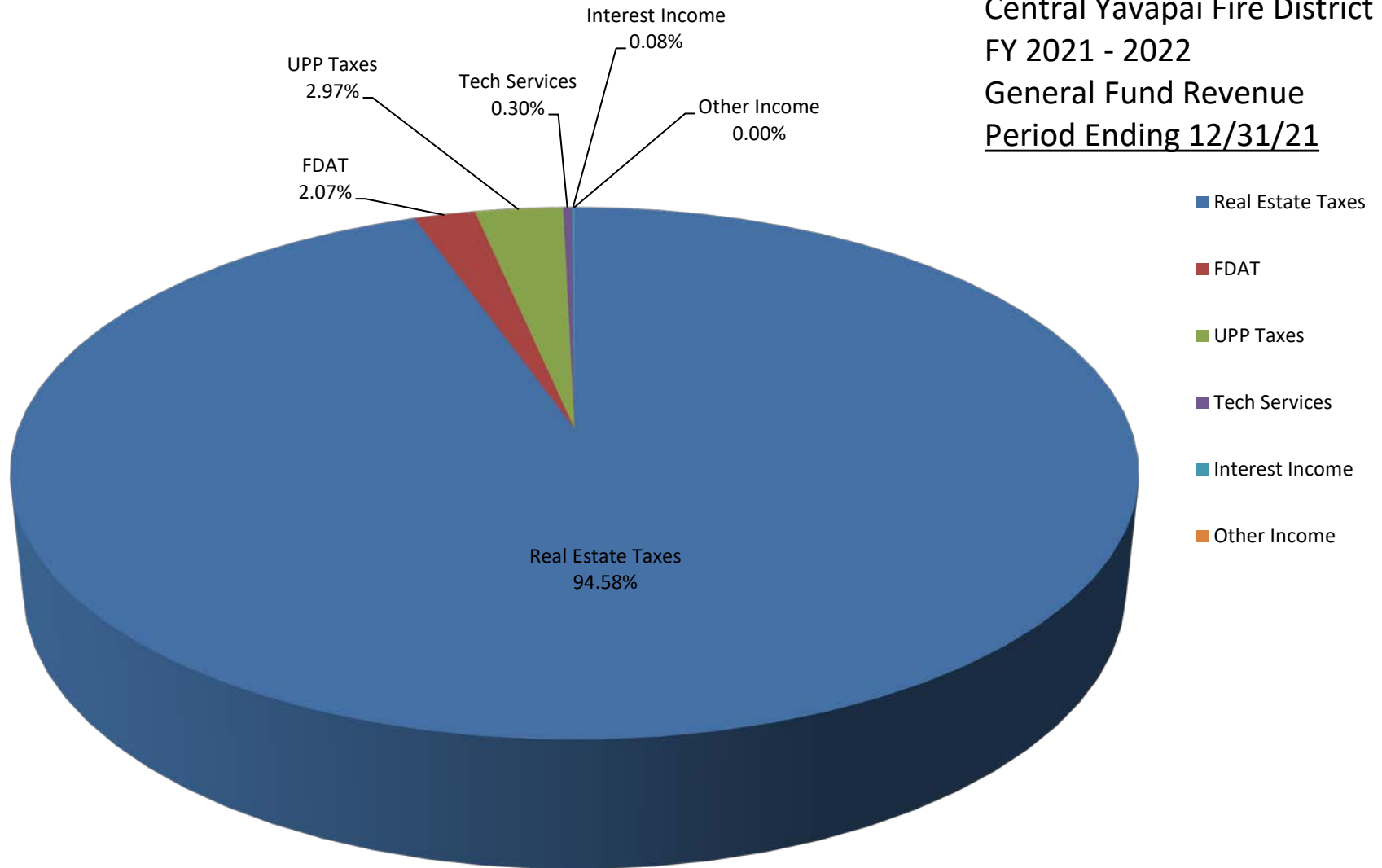
### 2021 - 2022 Cash Flow by Month : DECEMBER

[illegible]

**CENTRAL YAVAPAI FIRE DISTRICT  
REVENUE GRAPH DATA**

	<b>Revenue</b>	<b>Budget</b>	<b>%</b>
Real Estate Taxes	\$ 1,601,387	\$ 21,044,253	94.58
FDAT	\$ 35,029	\$ 400,000	2.07
UPP Taxes	\$ 50,276	\$ -	2.97
Tech Services	\$ 5,124	\$ 55,668	0.30
Interest Income	\$ 1,427	\$ -	0.08
Other Income	\$ -	\$ -	0.00
<b>TOTALS:</b>	<b>\$ 1,693,243</b>	<b>\$ 21,499,921</b>	<b>100.00</b>

Central Yavapai Fire District  
FY 2021 - 2022  
General Fund Revenue  
Period Ending 12/31/21

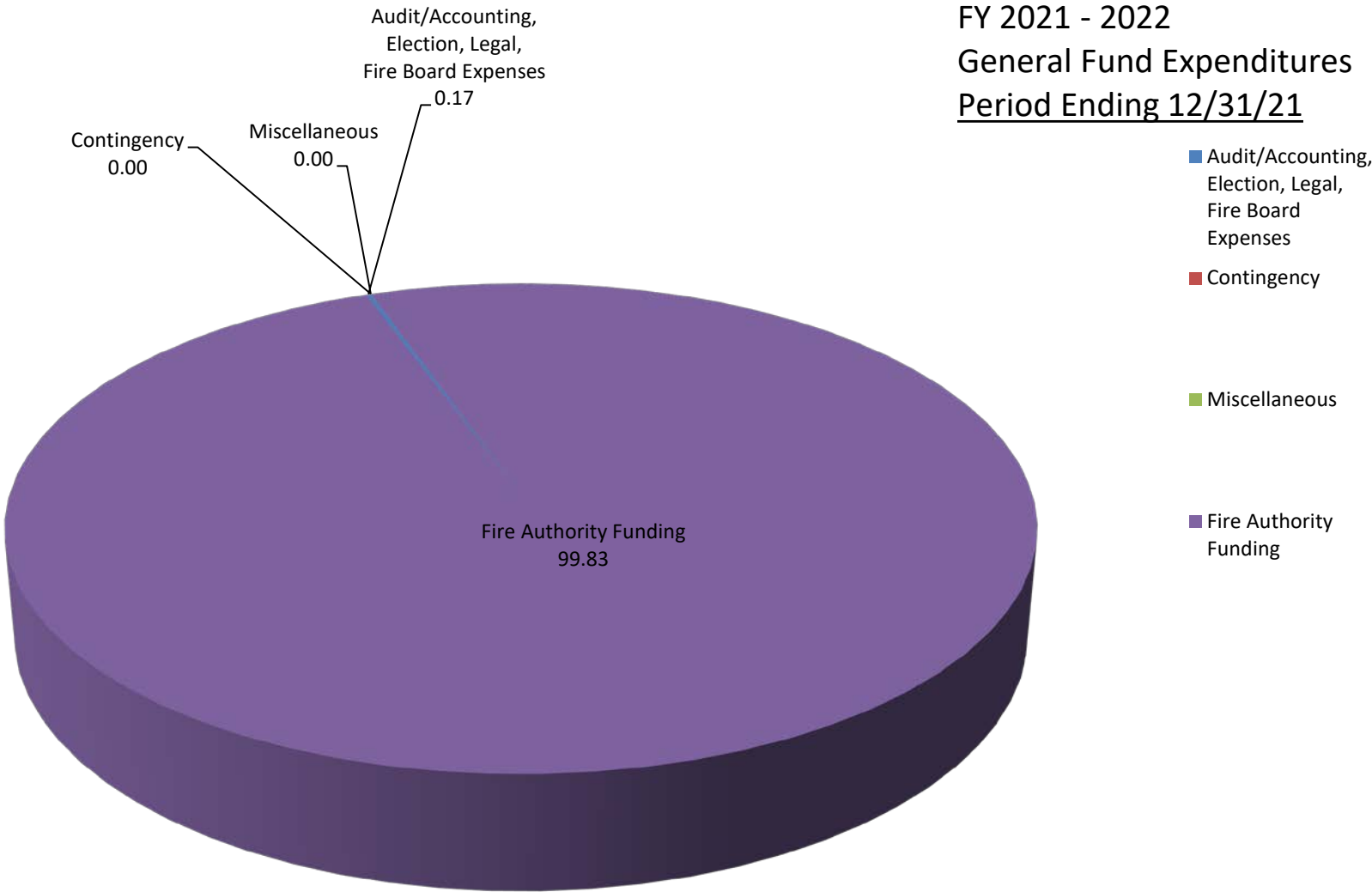




**CENTRAL YAVAPAI FIRE DISTRICT  
EXPENSE GRAPH DATA**

Expense		Budget	%
Audit/Accounting, Election, Legal, Fire Board Expenses	\$4,000	\$ 13,500	0.17
Contingency	\$0	\$ 20,000	0.00
Miscellaneous	\$0	\$ -	0.00
Fire Authority Funding	\$2,295,037	\$ 21,466,421	99.83
<b>TOTAL:</b>	<b>\$2,299,037</b>	<b>\$ 21,499,921</b>	<b>100.00</b>

Central Yavapai Fire District  
FY 2021 - 2022  
General Fund Expenditures  
Period Ending 12/31/21



**CENTRAL YAVAPAI FIRE DISTRICT**  
**GENERAL FUND - DECEMBER, 2021**

Real Estate Taxes:	\$	1,601,386.55
UPP Taxes:	\$	50,276.41
FDAT:	\$	35,028.70
Interest Received:	\$	1,427.29
Fire District Deposits:	\$	5,124.13
Other:	\$	-
<hr/>		
TOTAL:	\$	1,693,243.08
<hr/>		

Transferred to CAFMA:	\$	2,295,036.52
-----------------------	----	--------------



# Yavapai County Treasurer

## Monthly Statement

Date Range: 12/1/2021 to 12/31/2021

**Central Yavapai Fire Dist - General Fund**  
**Fund: 6060040000**

**8603 E Eastridge Rd Ste A**  
**Prescott Valley, AZ 86314**



# Yavapai County Treasurer

## Monthly Statement

Date Range: 12/1/2021 to 12/31/2021

Account	Period	YTD		
<b>6060040000</b>	<b>Central Yavapai Fire Dist GF</b>			
Begin Balance:	2,642,233.68	688,666.28		
Income:	1,693,243.08 ✓	13,509,059.47		
LOC Advance:	.00	.00		
Expense:	(2,295,036.54) ✓	(12,157,285.53)	LOC:	.00
LOC Payments:	.00	.00	Warrants Outstanding:	.00
Cash Balance:	2,040,440.22	2,040,440.22	End:	2,040,440.22



# Yavapai County Treasurer

## Monthly Statement

Date Range: 12/1/2021 to 12/31/2021

### Monthly Statement Summary

Source Code	Description	MTDAmount	YTDAmount
<b>6060040000</b>	<b>Central Yavapai Fire Dist GF</b>	<b>Beginning Balance:</b>	<b>2,642,233.68</b>
			<b>688,666.28</b>
11100.2011	2011 Real Estate Taxes	.00	.93
11100.2012	2012 Real Estate Taxes	.00	3.27
11100.2013	2013 Real Estate Taxes	.00	7.22
11100.2014	2014 Real Estate Taxes	.00	7.34
11100.2015	2015 Real Estate Taxes	.00	11.71
11100.2016	2016 Real Estate Taxes	.00	6.32
11100.2017	2017 Real Estate Taxes	.00	6.48
11100.2018	2018 Real Estate Taxes	23.73	82.71
11100.2019	2019 Real Estate Taxes	.00	(3.45)
11100.2020	2020 Real Estate Taxes	18,797.78	176,218.48
11100.2021	2021 Real Estate Taxes	1,582,565.04	12,790,082.56
12100.2007	2007 Personal Property Taxes	.00	27.35
12100.2010	2010 Personal Property Taxes	.00	125.37
12100.2011	2011 Personal Property Taxes	108.19	282.53
12100.2012	2012 Personal Property Taxes	171.10	367.59
12100.2013	2013 Personal Property Taxes	167.43	367.96
12100.2014	2014 Personal Property Taxes	149.40	351.53
12100.2015	2015 Personal Property Taxes	154.58	441.69
12100.2016	2016 Personal Property Taxes	154.53	404.67
12100.2017	2017 Personal Property Taxes	163.26	549.04
12100.2018	2018 Personal Property Taxes	195.09	587.51
12100.2019	2019 Personal Property Taxes	193.70	928.46
12100.2020	2020 Personal Property Taxes	517.53	11,010.45
12100.2021	2021 Personal Property Taxes	48,301.60	223,655.45
31115.0	BOS Sale-Taxes	.00	15.88
37122.0	Fire District Deposit	5,124.13	30,387.28
37150.0	FDAT Distributions	35,028.70	255,223.89
38109.0	Interest on Investments St Treas	1,427.29	1,911.75
38113.0	Interest on Investments-Wells Fargo	.00	361.81
7376.0	Transfer in	.00	15,635.69
90002.0	Interest Pd on Tax Roll Corrections	(.02)	(50.65)
91032.0	Warrants Redeemed	.00	(2,591.06)
91702.0	Transfer out	(2,295,036.52)	(12,154,643.82)
	<b>Ending Balance:</b>	<b>2,040,440.22</b>	<b>2,040,440.22</b>

### Monthly Statement Detail

Date	Notes	Doc #	Amount	C/D
------	-------	-------	--------	-----



# Yavapai County Treasurer

## Monthly Statement

Date Range: 12/1/2021 to 12/31/2021

<b>6060040000 Central Yavapai Fire Dist GF</b>			<b>Beginning Balance: 2,642,233.68</b>	
11100.2018 2018 Real Estate Taxes			Source Code Total: 23.73	
12/02	Tax Distribution	0	23.73	C
11100.2020 2020 Real Estate Taxes			Source Code Total: 18,797.78	
12/01	Tax Distribution	0	250.87	C
12/01	Tax Distribution	0	368.81	C
12/02	Tax Distribution	0	31.21	C
12/02	Tax Distribution	0	148.23	C
12/02	Tax Distribution	0	340.69	C
12/03	Tax Distribution	0	748.39	C
12/06	Tax Distribution	0	(389.83)	C
12/06	Tax Distribution	0	65.22	C
12/06	Tax Distribution	0	56.35	C
12/07	Tax Distribution	0	106.03	C
12/09	Tax Distribution	0	4,648.86	C
12/10	Tax Distribution	0	424.40	C
12/13	Tax Distribution	0	137.65	C
12/14	Tax Distribution	0	684.60	C
12/14	Tax Distribution	0	351.28	C
12/15	Tax Distribution	0	617.32	C
12/16	Tax Distribution	0	1.97	C
12/16	Tax Distribution	0	639.00	C
12/16	Tax Distribution	0	125.03	C
12/17	Tax Distribution	0	1,561.33	C
12/20	Tax Distribution	0	3.28	C
12/20	Tax Distribution	0	869.54	C
12/20	Tax Distribution	0	517.02	C
12/21	Tax Distribution	0	10.38	C
12/21	Tax Distribution	0	302.51	C
12/21	Tax Distribution	0	57.98	C
12/22	Tax Distribution	0	400.47	C
12/22	Tax Distribution	0	1,094.00	C
12/22	Tax Distribution	0	158.58	C
12/23	Tax Distribution	0	585.33	C
12/23	Tax Distribution	0	711.38	C
12/27	Tax Distribution	0	398.85	C
12/29	Tax Distribution	0	118.37	C
12/29	Tax Distribution	0	13.47	C
12/29	Tax Distribution	0	140.71	C
12/29	Tax Distribution	0	417.04	C
12/30	Tax Distribution	0	578.71	C
12/30	Tax Distribution	0	1,502.75	C



# Yavapai County Treasurer

## Monthly Statement

Date Range: 12/1/2021 to 12/31/2021

11100.2021 2021 Real Estate Taxes			Source Code Total: 1,582,565.04	
12/01	Tax Distribution	0	4.10	C
12/01	Tax Distribution	0	11,486.40	C
12/01	Tax Distribution	0	1,840.57	C
12/01	Tax Distribution	0	9,196.20	C
12/01	Tax Distribution	0	10,433.44	C
12/01	Tax Distribution	0	34,805.03	C
12/01	Tax Distribution	0	890.87	C
12/02	Tax Distribution	0	1.98	C
12/02	Tax Distribution	0	13,058.81	C
12/02	Tax Distribution	0	7,230.51	C
12/02	Tax Distribution	0	7,859.83	C
12/02	Tax Distribution	0	3.84	C
12/02	Tax Distribution	0	3,068.09	C
12/02	Tax Distribution	0	11,651.21	C
12/02	Tax Distribution	0	13,153.85	C
12/03	Tax Distribution	0	12,915.50	C
12/03	Tax Distribution	0	3,229.04	C
12/03	Tax Distribution	0	12,398.67	C
12/06	Tax Distribution	0	880.78	C
12/06	Tax Distribution	0	10,207.47	C
12/06	Tax Distribution	0	(1,043.42)	C
12/06	Tax Distribution	0	27,247.91	C
12/06	Tax Distribution	0	29,611.48	C
12/07	Tax Distribution	0	492.65	C
12/07	Tax Distribution	0	23,425.95	C
12/07	Tax Distribution	0	15,095.29	C
12/07	Tax Distribution	0	31,300.67	C
12/07	Tax Distribution	0	2,399.28	C
12/07	Tax Distribution	0	26,876.64	C
12/08	Tax Distribution	0	349.09	C
12/08	Tax Distribution	0	39,274.88	C
12/08	Tax Distribution	0	31,530.78	C
12/08	Tax Distribution	0	13,953.19	C
12/08	Tax Distribution	0	22,728.00	C
12/08	Tax Distribution	0	20,554.66	C
12/09	Tax Distribution	0	6,961.96	C
12/09	Tax Distribution	0	11,460.76	C
12/09	Tax Distribution	0	24,013.23	C
12/10	Tax Distribution	0	68,256.64	C
12/10	Tax Distribution	0	6,526.90	C
12/13	Tax Distribution	0	85.07	C
12/13	Tax Distribution	0	975.71	C





# Yavapai County Treasurer

## Monthly Statement

Date Range: 12/1/2021 to 12/31/2021

12/13	Tax Distribution	0	45,779.04	C
12/13	Tax Distribution	0	6,807.95	C
12/14	Tax Distribution	0	.23	C
12/14	Tax Distribution	0	27,318.60	C
12/14	Tax Distribution	0	2,774.19	C
12/14	Tax Distribution	0	19,684.19	C
12/14	Tax Distribution	0	3,889.79	C
12/14	Tax Distribution	0	1,836.96	C
12/14	Tax Distribution	0	12,114.12	C
12/14	Tax Distribution	0	75,061.19	C
12/15	Tax Distribution	0	2,610.26	C
12/15	Tax Distribution	0	25,335.17	C
12/15	Tax Distribution	0	6,613.40	C
12/15	Tax Distribution	0	1,211.85	C
12/15	Tax Distribution	0	19,353.60	C
12/15	Tax Distribution	0	17,098.49	C
12/16	Tax Distribution	0	14,303.38	C
12/16	Tax Distribution	0	860.83	C
12/16	Tax Distribution	0	23,782.49	C
12/17	Tax Distribution	0	47,032.25	C
12/17	Tax Distribution	0	2,856.38	C
12/20	Tax Distribution	0	31,731.43	C
12/20	Tax Distribution	0	31,058.96	C
12/20	Tax Distribution	0	10,213.18	C
12/20	Tax Distribution	0	2,906.48	C
12/20	Tax Distribution	0	27,152.70	C
12/21	Tax Distribution	0	19,905.81	C
12/21	Tax Distribution	0	(362.81)	C
12/21	Tax Distribution	0	4,363.45	C
12/21	Tax Distribution	0	37,213.14	C
12/21	Tax Distribution	0	10,705.91	C
12/21	Tax Distribution	0	19,734.30	C
12/21	Tax Distribution	0	17,245.37	C
12/22	Tax Distribution	0	8,608.00	C
12/22	Tax Distribution	0	(659.61)	C
12/22	Tax Distribution	0	4,773.91	C
12/22	Tax Distribution	0	68,904.89	C
12/22	Tax Distribution	0	3,476.90	C
12/22	Tax Distribution	0	15,815.04	C
12/22	Tax Distribution	0	12,278.24	C
12/23	Tax Distribution	0	35,261.58	C
12/23	Tax Distribution	0	9,671.96	C
12/27	Tax Distribution	0	21,617.05	C



# Yavapai County Treasurer

## Monthly Statement

Date Range: 12/1/2021 to 12/31/2021

12/27	Tax Distribution	0	4,903.86	C
12/27	Tax Distribution	0	40,460.61	C
12/27	Tax Distribution	0	15,781.96	C
12/28	Tax Distribution	0	6,200.94	C
12/29	Tax Distribution	0	38,906.09	C
12/29	Tax Distribution	0	7,070.26	C
12/29	Tax Distribution	0	44,240.79	C
12/29	Tax Distribution	0	722.17	C
12/29	Tax Distribution	0	11,852.56	C
12/29	Tax Distribution	0	12,723.30	C
12/30	Tax Distribution	0	7,746.38	C
12/30	Tax Distribution	0	69,008.37	C
12/30	Tax Distribution	0	8,614.00	C
12100.2011 2011 Personal Property Taxes			Source Code Total: 108.19	
12/10	Tax Distribution	0	11.33	C
12/20	Tax Distribution	0	96.86	C
12100.2012 2012 Personal Property Taxes			Source Code Total: 171.10	
12/10	Tax Distribution	0	14.67	C
12/20	Tax Distribution	0	156.43	C
12100.2013 2013 Personal Property Taxes			Source Code Total: 167.43	
12/10	Tax Distribution	0	13.48	C
12/20	Tax Distribution	0	153.95	C
12100.2014 2014 Personal Property Taxes			Source Code Total: 149.40	
12/10	Tax Distribution	0	13.63	C
12/20	Tax Distribution	0	135.77	C
12100.2015 2015 Personal Property Taxes			Source Code Total: 154.58	
12/10	Tax Distribution	0	14.29	C
12/20	Tax Distribution	0	140.29	C
12100.2016 2016 Personal Property Taxes			Source Code Total: 154.53	
12/10	Tax Distribution	0	14.49	C
12/20	Tax Distribution	0	140.04	C
12100.2017 2017 Personal Property Taxes			Source Code Total: 163.26	
12/07	Tax Distribution	0	6.28	C
12/10	Tax Distribution	0	14.72	C
12/20	Tax Distribution	0	142.26	C
12100.2018 2018 Personal Property Taxes			Source Code Total: 195.09	
12/07	Tax Distribution	0	6.35	C
12/10	Tax Distribution	0	14.93	C
12/20	Tax Distribution	0	144.33	C
12/23	Tax Distribution	0	29.48	C
12100.2019 2019 Personal Property Taxes			Source Code Total: 193.70	
12/07	Tax Distribution	0	6.40	C
12/10	Tax Distribution	0	15.03	C



# Yavapai County Treasurer

## Monthly Statement

Date Range: 12/1/2021 to 12/31/2021

12/20	Tax Distribution	0	143.16	C
12/23	Tax Distribution	0	29.11	C
12100.2020 2020 Personal Property Taxes			Source Code Total: 517.53	
12/01	Tax Distribution	0	50.00	C
12/07	Tax Distribution	0	6.41	C
12/08	Tax Distribution	0	188.17	C
12/10	Tax Distribution	0	15.08	C
12/16	Tax Distribution	0	51.17	C
12/20	Tax Distribution	0	143.54	C
12/23	Tax Distribution	0	29.20	C
12/29	Tax Distribution	0	33.96	C
12100.2021 2021 Personal Property Taxes			Source Code Total: 48,301.60	
12/01	Tax Distribution	0	532.09	C
12/01	Tax Distribution	0	286.63	C
12/01	Tax Distribution	0	336.99	C
12/02	Tax Distribution	0	437.29	C
12/02	Tax Distribution	0	115.18	C
12/02	Tax Distribution	0	82.34	C
12/02	Tax Distribution	0	139.08	C
12/02	Tax Distribution	0	293.14	C
12/03	Tax Distribution	0	36.21	C
12/03	Tax Distribution	0	356.89	C
12/06	Tax Distribution	0	1,819.18	C
12/06	Tax Distribution	0	310.86	C
12/07	Tax Distribution	0	2,137.82	C
12/07	Tax Distribution	0	141.05	C
12/07	Tax Distribution	0	1,179.21	C
12/07	Tax Distribution	0	225.59	C
12/08	Tax Distribution	0	386.22	C
12/08	Tax Distribution	0	48.24	C
12/08	Tax Distribution	0	1,440.33	C
12/08	Tax Distribution	0	154.73	C
12/09	Tax Distribution	0	107.97	C
12/09	Tax Distribution	0	2,074.60	C
12/09	Tax Distribution	0	33.89	C
12/10	Tax Distribution	0	2,896.31	C
12/10	Tax Distribution	0	150.71	C
12/13	Tax Distribution	0	417.82	C
12/13	Tax Distribution	0	30.13	C
12/14	Tax Distribution	0	1,249.35	C
12/14	Tax Distribution	0	8.98	C
12/14	Tax Distribution	0	347.04	C
12/14	Tax Distribution	0	328.31	C



# Yavapai County Treasurer

## Monthly Statement

Date Range: 12/1/2021 to 12/31/2021

12/14	Tax Distribution	0	2,035.73	C
12/15	Tax Distribution	0	56.78	C
12/15	Tax Distribution	0	166.66	C
12/15	Tax Distribution	0	121.68	C
12/15	Tax Distribution	0	607.44	C
12/16	Tax Distribution	0	232.06	C
12/16	Tax Distribution	0	86.20	C
12/17	Tax Distribution	0	4,622.84	C
12/20	Tax Distribution	0	3,037.42	C
12/20	Tax Distribution	0	46.28	C
12/20	Tax Distribution	0	63.02	C
12/20	Tax Distribution	0	20.02	C
12/20	Tax Distribution	0	649.05	C
12/21	Tax Distribution	0	242.17	C
12/21	Tax Distribution	0	959.80	C
12/21	Tax Distribution	0	297.23	C
12/21	Tax Distribution	0	112.94	C
12/21	Tax Distribution	0	54.87	C
12/21	Tax Distribution	0	880.85	C
12/22	Tax Distribution	0	8.40	C
12/22	Tax Distribution	0	1,530.41	C
12/22	Tax Distribution	0	13.33	C
12/22	Tax Distribution	0	116.97	C
12/23	Tax Distribution	0	2,525.42	C
12/27	Tax Distribution	0	87.11	C
12/27	Tax Distribution	0	86.62	C
12/27	Tax Distribution	0	54.00	C
12/27	Tax Distribution	0	23.11	C
12/28	Tax Distribution	0	159.39	C
12/29	Tax Distribution	0	3,860.73	C
12/29	Tax Distribution	0	47.52	C
12/29	Tax Distribution	0	5,816.49	C
12/30	Tax Distribution	0	105.88	C
12/30	Tax Distribution	0	1,408.73	C
12/30	Tax Distribution	0	60.27	C
37122.0 Fire District Deposit			Source Code Total: 5,124.13	
12/09	GENERAL FUND	0	5,124.13	C
37150.0 FDAT Distributions			Source Code Total: 35,028.70	
12/01	Fire Dist Assistance Tax 0.142976	0	1,555.10	C
12/02	Fire Dist Assistance Tax 0.142976	0	1,218.21	C
12/03	Fire Dist Assistance Tax 0.142976	0	631.12	C
12/06	Fire Dist Assistance Tax 0.142976	0	1,181.76	C
12/07	Fire Dist Assistance Tax 0.142976	0	2,030.64	C



# Yavapai County Treasurer

## Monthly Statement

Date Range: 12/1/2021 to 12/31/2021

12/08	Fire Dist Assistance Tax 0.142976	0	2,320.22	C
12/09	Fire Dist Assistance Tax 0.142976	0	696.81	C
12/10	Fire Dist Assistance Tax 0.142976	0	1,138.39	C
12/13	Fire Dist Assistance Tax 0.142976	0	1,424.41	C
12/14	Fire Dist Assistance Tax 0.142976	0	2,693.25	C
12/15	Fire Dist Assistance Tax 0.142976	0	1,643.27	C
12/16	Fire Dist Assistance Tax 0.142976	0	629.11	C
12/17	Fire Dist Assistance Tax 0.142976	0	1,335.48	C
12/20	Fire Dist Assistance Tax 0.142976	0	2,824.44	C
12/21	Fire Dist Assistance Tax 0.142976	0	2,534.24	C
12/22	Fire Dist Assistance Tax 0.142976	0	3,064.61	C
12/23	Fire Dist Assistance Tax 0.142976	0	1,614.08	C
12/27	Fire Dist Assistance Tax 0.142976	0	1,495.06	C
12/28	Fire Dist Assistance Tax 0.142976	0	540.09	C
12/29	Fire Dist Assistance Tax 0.142976	0	2,375.58	C
12/30	Fire Dist Assistance Tax 0.142976	0	2,082.83	C
38109.0 Interest on Investments St Treas			Source Code Total: 1,427.29	
12/30	Investment Interest	0	1,427.29	C
90002.0 Interest Pd on Tax Roll Corrections			Source Code Total: (.02)	
12/02	80069 103-01-176W5 2021 Adjustment/Corr Refund	80069	(.02)	D
91702.0 Transfer out			Source Code Total: (2,295,036.52)	
12/15	TRANSFER REQUEST DTD 12-14-21	0	(2,295,036.52)	D
6060040000 Central Yavapai Fire Dist GF			<b>Ending Balance: 2,040,440.22</b>	

**CENTRAL YAVAPAI FIRE DISTRICT**  
Bank Reconciliation Summary  
For the Bank Statement ending: 12/31/2021

BANK CONTROL ID: CYFD - GENERAL FUND		DESC: GENERAL FUND	ACCOUNT NO: 1100
Beginning Balance:	12/01/21		\$2,642,233.68
Deposits and Credits:			\$1,693,243.08
Checks and Charges:			(\$2,295,036.54)
Adjustments:			\$0.00
<b>Ending Balance Per Reconciliation:</b>			<b>\$2,040,440.22</b>
Ending Balance Per Bank Statement:	12/31/21		\$2,040,440.22
* Outstanding Deposits and Credits:	12/31/21		\$0.00
* Outstanding Checks and Charges:	12/31/21		(\$4,000.00)
<b>Ending Book Balance:</b>			<b>\$2,036,440.22</b>

CENTRAL YAVAPAI FIRE DISTRICT  
BR Checks and Charges Cleared  
For the Bank Statement ending: 12/31/21

CYFD		General Fund			1100
Date	Document	Description	Module	Company	Amount
12/31/21	Cash With Yav Cty	Fire Authority Funding - Decem	GL	CYFD	\$2,295,036.52
12/31/21	Cash With Yav Cty	Interest Paid-Tax Roll Correct	GL	CYFD	\$0.02
TOTAL CHECKS AND CHARGES CLEARED:					<u>\$2,295,036.54</u>

CENTRAL YAVAPAI FIRE DISTRICT  
BR Checks and Charges Outstanding  
For the Bank Statement ending: 12/31/21

CYFD		General Fund			1100
Date	Document	Description	Module	Company	Amount
12/27/21	706001067	Henry & Horne LLP	AP	CYFD	\$4,000.00
TOTAL CHECKS AND CHARGES OUTSTANDING:					\$4,000.00



CENTRAL YAVAPAI FIRE DISTRICT  
BR Deposits and Credits Cleared  
For the Bank Statement ending: 12/31/21

CYFD		General Fund			1100
Date	Document	Description	Module	Company	Amount
12/09/21	5132	Deposit	AR	CYFD	\$5,124.13
12/31/21	Cash With Yav Cty	Tax and Interest Revenue Dec 2	GL	CYFD	\$1,688,118.95
TOTAL DEPOSITS AND CREDITS CLEARED:					\$1,693,243.08

CENTRAL YAVAPAI FIRE DISTRICT  
BR Deposits and Credits Outstanding  
For the Bank Statement ending:

Date	Document	Description	Module	Company	Amount
------	----------	-------------	--------	---------	--------

TOTAL DEPOSITS AND CREDITS OUTSTANDING:

CENTRAL YAVAPAI FIRE DISTRICT

Bank Reconciliation Register

Document Number	Date	BR Status	Void?	Description	Date Cleared	Amount
-----------------	------	-----------	-------	-------------	--------------	--------

MODULE: CHECKS FROM ACCOUNTS PAYABLE

BANK CONTROL ID: CYFD - GENERAL FUND

706001067	12/27/21	Retrieved	No	Henry & Horne LLP		\$4,000.00
					SUB TOTAL FOR BANK:	\$4,000.00
					TOTAL FOR MODULE:	\$4,000.00

MODULE: DEPOSITS FROM ACCOUNTS RECEIVABLE

BANK CONTROL ID: CYFD - GENERAL FUND

5132	12/09/21	Marked	No	Deposit	01/12/22	\$5,124.13
					SUB TOTAL FOR BANK:	\$5,124.13
					TOTAL FOR MODULE:	\$5,124.13

MODULE: JOURNAL ENTRIES FROM GENERAL LEDGER

BANK CONTROL ID: CYFD - GENERAL FUND

Cash With Yav Cty	12/31/21	Marked	No	Fire Authority Funding - Decem	01/12/22	\$2,295,036.52
Cash With Yav Cty	12/31/21	Marked	No	Tax and Interest Revenue Dec 2	01/12/22	\$1,688,118.95
Cash With Yav Cty	12/31/21	Marked	No	Interest Paid-Tax Roll Correct	01/12/22	\$0.02
					SUB TOTAL FOR BANK:	\$3,983,155.49
					TOTAL FOR MODULE:	\$3,983,155.49

CENTRAL YAVAPAI FIRE DISTRICT  
BR Adjustments Report  
For the Bank Statement ending:

Date	Document	Description	GL Account	Offset Amt	Adj. Amt
------	----------	-------------	------------	------------	----------

DOCUMENT:

ADJUSTMENT DOCUMENT " TOTAL:

TOTAL FOR ALL ADJUSTMENTS:

1/12/22  
2:15:09 PM

**CENTRAL YAVAPAI FIRE DISTRICT**  
Income Statement  
(Original Budget to Actual Comparison)  
For the period of 12/1/2021 Through 12/31/2021

	Account	Actual	Current Period Budget	Variance	%	Actual	Year To Date Budget	Variance	%
<b><u>Revenues</u></b>									
Real Estate Tax	400000000	\$1,601,386.55	\$0.00	\$1,601,386.55	0.0%	\$12,966,423.57	\$21,044,253.00	\$(8,077,829.43)	(38.4)%
Personal Property Tax	410000000	50,276.41	0.00	50,276.41	0.0	239,099.60	0.00	239,099.60	0.0
Fire District Assistance Tax	420000000	35,028.70	0.00	35,028.70	0.0	255,223.89	400,000.00	(144,776.11)	(36.2)
Tax Revenue - Other	425000000	0.00	0.00	0.00	0.0	15,651.57	0.00	15,651.57	0.0
Cell Tower Lease Revenue	477500000	5,124.13	0.00	5,124.13	0.0	34,605.72	55,668.00	(21,062.28)	(37.8)
Interest Income-General Fund	490000000	1,427.29	0.00	1,427.29	0.0	2,273.56	0.00	2,273.56	0.0
<b>Net Revenues</b>		<b>\$1,693,243.08</b>	<b>\$0.00</b>	<b>\$1,693,243.08</b>	<b>0.0 %</b>	<b>\$13,513,277.91</b>	<b>\$21,499,921.00</b>	<b>\$(7,986,643.09)</b>	<b>(37.1)%</b>
<b><u>Personnel Expenses</u></b>									
Fire Authority Funding	670010000	\$2,295,036.52	\$0.00	\$(2,295,036.52)	0.0%	\$12,154,643.82	\$21,466,421.00	\$9,311,777.18	43.4%
<b>Total Personnel Expenses</b>		<b>\$2,295,036.52</b>	<b>\$0.00</b>	<b>\$(2,295,036.52)</b>	<b>0.0 %</b>	<b>\$12,154,643.82</b>	<b>\$21,466,421.00</b>	<b>\$9,311,777.18</b>	<b>43.4 %</b>
<b><u>Service Expenses</u></b>									
Audit & Accounting	640010000	\$4,000.00	\$0.00	\$(4,000.00)	0.0%	\$4,000.00	\$7,500.00	\$3,500.00	46.7%
Other Prof Services/Admin	640510000	0.00	0.00	0.00	0.0	15.00	0.00	(15.00)	0.0
Legal Services - Routine	641010000	0.00	0.00	0.00	0.0	2,025.00	5,000.00	2,975.00	59.5
Fire Board Expenses	644110000	0.00	0.00	0.00	0.0	551.06	1,000.00	448.94	44.9
Misc/Admin	661010000	0.02	0.00	(0.02)	0.0	50.65	0.00	(50.65)	0.0
<b>Total Service Expenses</b>		<b>\$4,000.02</b>	<b>\$0.00</b>	<b>\$(4,000.02)</b>	<b>0.0 %</b>	<b>\$6,641.71</b>	<b>\$13,500.00</b>	<b>\$6,858.29</b>	<b>50.8 %</b>
<b>Total Expenses</b>		<b>\$2,299,036.54</b>		<b>\$(2,299,036.54)</b>		<b>\$12,161,285.53</b>	<b>\$21,479,921.00</b>	<b>\$9,318,635.47</b>	<b>43.4%</b>
<b>Income (Loss) from Operations</b>		<b>\$(605,793.46)</b>	<b>\$0.00</b>	<b>\$(605,793.46)</b>	<b>0.0%</b>	<b>\$1,351,992.38</b>	<b>\$20,000.00</b>	<b>\$1,331,992.38</b>	<b>6660.0%</b>
<b><u>Contingency</u></b>									
Funded Contingency/Admin	780010000	\$0.00	\$0.00	\$0.00	0.0%	\$0.00	\$(20,000.00)	\$20,000.00	100.0%
<b>Total Contingency</b>		<b>\$0.00</b>	<b>\$0.00</b>	<b>\$0.00</b>	<b>0.0 %</b>	<b>\$0.00</b>	<b>\$(20,000.00)</b>	<b>\$20,000.00</b>	<b>100.0 %</b>
<b>Net Income (Loss)</b>		<b>\$(605,793.46)</b>	<b>\$0.00</b>	<b>\$(605,793.46)</b>	<b>0.0%</b>	<b>\$1,351,992.38</b>	<b>\$0.00</b>	<b>\$1,351,992.38</b>	<b>0.0%</b>

1/12/22  
2:15:22 PM

**CENTRAL YAVAPAI FIRE DISTRICT**

Balance Sheet  
As of 12/31/2021

**Assets**

**Current Assets**

Cash with Yavapai County	\$2,036,440.22	
Taxes Receivable	350,004.50	
Misc. Receivables	3,371.65	
Total Current Assets		\$2,389,816.37

<b>Total Assets</b>		<b>\$2,389,816.37</b>
---------------------	--	-----------------------

**Liabilities and Net Assets**

**Current Liabilities**

Accounts Payable	\$2,048.00	
Deferred Revenue	228,141.00	
Total Current Liabilities		\$230,189.00

<b>Total Liabilities</b>		<b>\$230,189.00</b>
--------------------------	--	---------------------

**Net Assets**

Fund Balance	\$807,634.99	
Current Year Net Assets	1,351,992.38	
<b>Total Net Assets</b>		<b>2,159,627.37</b>

<b>Total Liabilities and Net Assets</b>		<b>\$2,389,816.37</b>
---	--	-----------------------

**CENTRAL YAVAPAI FIRE DISTRICT**  
GL Account Ledger - Detail By Period  
12/1/2021 through 12/31/2021

Batch	Journal	Entry #	Date	Job	Document	Description	Debits	Credits	Balance
<b>1100.0.0.000</b>		<b>CASH WITH YAVAPAI COUNTY</b>							<b>\$2,642,233.68</b>
4931	CR	1489345	12/09/21		3324249837	AT&T MOBILITY, LLC -	5,124.13	-	2,647,357.81
4933	CD	1489350	12/27/21		706001067	Henry & Horne LLP - Cash Disbursement HENHOR	-	4,000.00	2,643,357.81
4932	A	1489349	12/31/21		Cash With Yav Cty	Fire Authority Funding - December, 2021	-	2,295,036.52	348,321.29
4935	A	1489355	12/31/21		Cash With Yav Cty	Tax and Interest Revenue Dec 2021	1,688,118.95	-	2,036,440.24
4936	A	1489361	12/31/21		Cash With Yav Cty	Interest Paid-Tax Roll Corrections 12.21	-	0.02	2,036,440.22
<b>CASH WITH YAVAPAI COUNTY TOTALS:</b>							<b>\$1,693,243.08</b>	<b>\$2,299,036.54</b>	<b>\$2,036,440.22</b>
<b>TOTAL OF LEDGER:</b>							<b>\$1,693,243.08</b>	<b>\$2,299,036.54</b>	<b>\$2,036,440.22</b>

**CENTRAL YAVAPAI FIRE DISTRICT**  
GL Trial Balance Worksheet  
For The Period of 12/1/2021 through 12/31/2021

Account	Description	Balances				Adjustments
		Beginning	Debits	Credits	Ending	
1100.0.0.000	Cash with Yavapai County	\$2,642,233.68	\$1,693,243.08	\$2,299,036.54	\$2,036,440.22	
TOTALS:		<u>\$2,642,233.68</u>	<u>\$1,693,243.08</u>	<u>\$2,299,036.54</u>	<u>\$2,036,440.22</u>	



**CENTRAL YAVAPAI FIRE DISTRICT**  
**BOND DEBT SERVICE ACCOUNT 6-60240-0000**  
**CHECK RECONCILIATION DECEMBER 2021**

**Reconciliation:**

Beginning Balance (CYFD):	\$	884,943.38
Deposits:	\$	102,772.57
Bank Paying Agent Fees:	\$	-
Interest Income:	\$	176.45
Other: Bond Interest Payment	\$	(78,844.00)
Adj: Interest Paid-Tax Roll Correct	\$	-
<b>Ending Balance:</b>	<b>\$</b>	<b>909,048.40</b>

**Difference Between Balances:** \$ (0.00)

**Bank Statement Balance:**

Balance Per Bank: \$ 909,048.40

**Ending Balance:** \$ **909,048.40**

**Deposits Per Bank Statement:**

Real Estate Taxes:	\$	99,593.92
Personal Property Taxes:	\$	3,178.65
Interest Income:	\$	176.45
Other:	\$	-
<b>Ending Balance:</b>	<b>\$</b>	<b>102,949.02</b>

Reconciliation Approved By:

**Scott Freitag**

Digitally signed by Scott Freitag  
Date: 2022.01.17 11:51:20  
-07'00'

*Scott Freitag, Fire Chief*

Reconciliation Reviewed By:

**Dave Tharp**

Digitally signed by Dave Tharp  
Date: 2022.01.16 08:56:57  
-07'00'

*David Tharp, Assistant Chief of Administration*

Reconciliation Prepared By:

**Karen Mauldin**

Digitally signed by Karen Mauldin  
Date: 2022.01.12 16:50:31 -07'00'

*Karen Mauldin, Finance Manager*

**CENTRAL YAVAPAI FIRE DISTRICT**  
**BOND DEBT FUND - DECEMBER, 2021**

---

Real Estate Taxes:	\$	99,593.92
UPP Taxes:	\$	3,178.65
Interest Received:	\$	176.45
Other:	\$	-

---

TOTAL:	\$	102,949.02
--------	----	------------

---



# Yavapai County Treasurer

## Monthly Statement

Date Range: 12/1/2021 to 12/31/2021

**Central Yavapai Fire Dist BDS**  
**Fund: 6060240000**

**8603 E Eastridge Rd Ste A**  
**Prescott Valley, AZ 86314**



# Yavapai County Treasurer

## Monthly Statement

Date Range: 12/1/2021 to 12/31/2021

Account	Period	YTD		
<b>6060240000</b>	<b>Central Yavapai Fire Dist BDS</b>			
Begin Balance:	884,943.38	165,710.75		
Income:	102,949.02 ✓	822,515.01		
LOC Advance:	.00	.00		
Expense:	(78,844.00) ✓	(79,177.36)	LOC:	.00
LOC Payments:	.00	.00	Warrants Outstanding:	.00
Cash Balance:	909,048.40	909,048.40	End:	909,048.40



# Yavapai County Treasurer

## Monthly Statement

Date Range: 12/1/2021 to 12/31/2021

### Monthly Statement Summary

Source Code	Description		MTDAmount	YTDAmount
<b>6060240000</b>	<b>Central Yavapai Fire Dist BDS</b>	<b>Beginning Balance:</b>	884,943.38	165,710.75
11100.2011	2011 Real Estate Taxes		.00	.11
11100.2012	2012 Real Estate Taxes		.00	.39
11100.2013	2013 Real Estate Taxes		.00	.88
11100.2014	2014 Real Estate Taxes		.00	.76
11100.2015	2015 Real Estate Taxes		.00	1.19
11100.2016	2016 Real Estate Taxes		.00	.60
11100.2017	2017 Real Estate Taxes		.00	.56
11100.2018	2018 Real Estate Taxes		1.89	6.55
11100.2019	2019 Real Estate Taxes		.00	(.23)
11100.2020	2020 Real Estate Taxes		1,251.98	11,737.12
11100.2021	2021 Real Estate Taxes		98,340.05	794,769.40
12100.2007	2007 Personal Property Taxes		.00	2.32
12100.2010	2010 Personal Property Taxes		.00	13.84
12100.2011	2011 Personal Property Taxes		12.93	33.77
12100.2012	2012 Personal Property Taxes		20.62	44.29
12100.2013	2013 Personal Property Taxes		20.41	44.86
12100.2014	2014 Personal Property Taxes		15.70	36.95
12100.2015	2015 Personal Property Taxes		15.52	44.35
12100.2016	2016 Personal Property Taxes		14.37	37.61
12100.2017	2017 Personal Property Taxes		13.96	46.92
12100.2018	2018 Personal Property Taxes		15.51	46.70
12100.2019	2019 Personal Property Taxes		13.80	66.11
12100.2020	2020 Personal Property Taxes		34.46	733.35
12100.2021	2021 Personal Property Taxes		3,001.37	13,897.77
31115.0	BOS Sale-Taxes		.00	1.06
38109.0	Interest on Investments St Treas		176.45	734.76
38113.0	Interest on Investments-Wellis Fargo		.00	213.02
90002.0	Interest Pd on Tax Roll Corrections		.00	(3.36)
92185.0	Paying Agent Fees		.00	(330.00)
92190.0	Bond Interest Payment		(78,844.00)	(78,844.00)
		<b>Ending Balance:</b>	<b>909,048.40</b>	<b>909,048.40</b>

### Monthly Statement Detail

Date	Notes	Doc #	Amount	C/D
<b>6060240000</b>	<b>Central Yavapai Fire Dist BDS</b>		<b>Beginning Balance: 884,943.38</b>	
11100.2018	2018 Real Estate Taxes		Source Code Total: 1.89	
12/02	Tax Distribution	0	1.89	C



# Yavapai County Treasurer

## Monthly Statement

Date Range: 12/1/2021 to 12/31/2021

11100.2020 2020 Real Estate Taxes			Source Code Total: 1,251.98	
12/01	Tax Distribution	0	16.71	C
12/01	Tax Distribution	0	24.57	C
12/02	Tax Distribution	0	2.08	C
12/02	Tax Distribution	0	9.87	C
12/02	Tax Distribution	0	22.69	C
12/03	Tax Distribution	0	49.85	C
12/06	Tax Distribution	0	(25.97)	C
12/06	Tax Distribution	0	4.34	C
12/06	Tax Distribution	0	3.75	C
12/07	Tax Distribution	0	7.06	C
12/09	Tax Distribution	0	309.64	C
12/10	Tax Distribution	0	28.27	C
12/13	Tax Distribution	0	9.16	C
12/14	Tax Distribution	0	45.60	C
12/14	Tax Distribution	0	23.40	C
12/15	Tax Distribution	0	41.11	C
12/16	Tax Distribution	0	.13	C
12/16	Tax Distribution	0	42.57	C
12/16	Tax Distribution	0	8.33	C
12/17	Tax Distribution	0	103.97	C
12/20	Tax Distribution	0	.22	C
12/20	Tax Distribution	0	57.92	C
12/20	Tax Distribution	0	34.43	C
12/21	Tax Distribution	0	.69	C
12/21	Tax Distribution	0	20.14	C
12/21	Tax Distribution	0	3.86	C
12/22	Tax Distribution	0	26.67	C
12/22	Tax Distribution	0	72.87	C
12/22	Tax Distribution	0	10.56	C
12/23	Tax Distribution	0	38.99	C
12/23	Tax Distribution	0	47.38	C
12/27	Tax Distribution	0	26.55	C
12/29	Tax Distribution	0	7.89	C
12/29	Tax Distribution	0	.90	C
12/29	Tax Distribution	0	9.37	C
12/29	Tax Distribution	0	27.78	C
12/30	Tax Distribution	0	38.54	C
12/30	Tax Distribution	0	100.09	C
11100.2021 2021 Real Estate Taxes			Source Code Total: 98,340.05	
12/01	Tax Distribution	0	.25	C
12/01	Tax Distribution	0	713.76	C
12/01	Tax Distribution	0	114.37	C



# Yavapai County Treasurer

## Monthly Statement

Date Range: 12/1/2021 to 12/31/2021

12/01	Tax Distribution	0	571.44	C
12/01	Tax Distribution	0	648.31	C
12/01	Tax Distribution	0	2,162.79	C
12/01	Tax Distribution	0	55.37	C
12/02	Tax Distribution	0	.12	C
12/02	Tax Distribution	0	811.48	C
12/02	Tax Distribution	0	449.31	C
12/02	Tax Distribution	0	488.40	C
12/02	Tax Distribution	0	.24	C
12/02	Tax Distribution	0	190.66	C
12/02	Tax Distribution	0	723.97	C
12/02	Tax Distribution	0	817.37	C
12/03	Tax Distribution	0	802.56	C
12/03	Tax Distribution	0	200.66	C
12/03	Tax Distribution	0	770.43	C
12/06	Tax Distribution	0	54.74	C
12/06	Tax Distribution	0	634.30	C
12/06	Tax Distribution	0	(64.83)	C
12/06	Tax Distribution	0	1,693.16	C
12/06	Tax Distribution	0	1,840.02	C
12/07	Tax Distribution	0	30.61	C
12/07	Tax Distribution	0	1,455.73	C
12/07	Tax Distribution	0	938.03	C
12/07	Tax Distribution	0	1,945.03	C
12/07	Tax Distribution	0	149.09	C
12/07	Tax Distribution	0	1,670.11	C
12/08	Tax Distribution	0	21.69	C
12/08	Tax Distribution	0	2,440.55	C
12/08	Tax Distribution	0	1,959.29	C
12/08	Tax Distribution	0	867.05	C
12/08	Tax Distribution	0	1,412.34	C
12/08	Tax Distribution	0	1,277.26	C
12/09	Tax Distribution	0	432.63	C
12/09	Tax Distribution	0	712.17	C
12/09	Tax Distribution	0	1,492.14	C
12/10	Tax Distribution	0	4,241.46	C
12/10	Tax Distribution	0	405.58	C
12/13	Tax Distribution	0	5.29	C
12/13	Tax Distribution	0	60.63	C
12/13	Tax Distribution	0	2,844.67	C
12/13	Tax Distribution	0	423.04	C
12/14	Tax Distribution	0	.01	C
12/14	Tax Distribution	0	1,697.52	C



# Yavapai County Treasurer

## Monthly Statement

Date Range: 12/1/2021 to 12/31/2021

12/14	Tax Distribution	0	172.37	C
12/14	Tax Distribution	0	1,223.15	C
12/14	Tax Distribution	0	241.73	C
12/14	Tax Distribution	0	114.14	C
12/14	Tax Distribution	0	752.78	C
12/14	Tax Distribution	0	4,664.24	C
12/15	Tax Distribution	0	162.21	C
12/15	Tax Distribution	0	1,574.36	C
12/15	Tax Distribution	0	410.95	C
12/15	Tax Distribution	0	75.31	C
12/15	Tax Distribution	0	1,202.61	C
12/15	Tax Distribution	0	1,062.49	C
12/16	Tax Distribution	0	888.82	C
12/16	Tax Distribution	0	53.49	C
12/16	Tax Distribution	0	1,477.85	C
12/17	Tax Distribution	0	2,922.53	C
12/17	Tax Distribution	0	177.50	C
12/20	Tax Distribution	0	1,971.79	C
12/20	Tax Distribution	0	1,929.97	C
12/20	Tax Distribution	0	634.67	C
12/20	Tax Distribution	0	180.60	C
12/20	Tax Distribution	0	1,687.27	C
12/21	Tax Distribution	0	1,236.93	C
12/21	Tax Distribution	0	(22.55)	C
12/21	Tax Distribution	0	271.13	C
12/21	Tax Distribution	0	2,312.43	C
12/21	Tax Distribution	0	665.26	C
12/21	Tax Distribution	0	1,226.27	C
12/21	Tax Distribution	0	1,071.64	C
12/22	Tax Distribution	0	534.88	C
12/22	Tax Distribution	0	(40.99)	C
12/22	Tax Distribution	0	296.67	C
12/22	Tax Distribution	0	4,281.66	C
12/22	Tax Distribution	0	216.09	C
12/22	Tax Distribution	0	982.73	C
12/22	Tax Distribution	0	762.99	C
12/23	Tax Distribution	0	2,191.12	C
12/23	Tax Distribution	0	601.00	C
12/27	Tax Distribution	0	1,343.29	C
12/27	Tax Distribution	0	304.73	C
12/27	Tax Distribution	0	2,514.21	C
12/27	Tax Distribution	0	980.67	C
12/28	Tax Distribution	0	385.31	C





# Yavapai County Treasurer

## Monthly Statement

Date Range: 12/1/2021 to 12/31/2021

12/29	Tax Distribution	0	2,417.67	C
12/29	Tax Distribution	0	439.34	C
12/29	Tax Distribution	0	2,749.09	C
12/29	Tax Distribution	0	44.87	C
12/29	Tax Distribution	0	736.52	C
12/29	Tax Distribution	0	790.62	C
12/30	Tax Distribution	0	481.36	C
12/30	Tax Distribution	0	4,288.20	C
12/30	Tax Distribution	0	535.28	C
12100.2011 2011 Personal Property Taxes			Source Code Total: 12.93	
12/10	Tax Distribution	0	1.35	C
12/20	Tax Distribution	0	11.58	C
12100.2012 2012 Personal Property Taxes			Source Code Total: 20.62	
12/10	Tax Distribution	0	1.77	C
12/20	Tax Distribution	0	18.85	C
12100.2013 2013 Personal Property Taxes			Source Code Total: 20.41	
12/10	Tax Distribution	0	1.64	C
12/20	Tax Distribution	0	18.77	C
12100.2014 2014 Personal Property Taxes			Source Code Total: 15.70	
12/10	Tax Distribution	0	1.43	C
12/20	Tax Distribution	0	14.27	C
12100.2015 2015 Personal Property Taxes			Source Code Total: 15.52	
12/10	Tax Distribution	0	1.43	C
12/20	Tax Distribution	0	14.09	C
12100.2016 2016 Personal Property Taxes			Source Code Total: 14.37	
12/10	Tax Distribution	0	1.35	C
12/20	Tax Distribution	0	13.02	C
12100.2017 2017 Personal Property Taxes			Source Code Total: 13.96	
12/07	Tax Distribution	0	.54	C
12/10	Tax Distribution	0	1.26	C
12/20	Tax Distribution	0	12.16	C
12100.2018 2018 Personal Property Taxes			Source Code Total: 15.51	
12/07	Tax Distribution	0	.51	C
12/10	Tax Distribution	0	1.19	C
12/20	Tax Distribution	0	11.47	C
12/23	Tax Distribution	0	2.34	C
12100.2019 2019 Personal Property Taxes			Source Code Total: 13.80	
12/07	Tax Distribution	0	.46	C
12/10	Tax Distribution	0	1.07	C
12/20	Tax Distribution	0	10.20	C
12/23	Tax Distribution	0	2.07	C
12100.2020 2020 Personal Property Taxes			Source Code Total: 34.46	
12/01	Tax Distribution	0	3.33	C



# Yavapai County Treasurer

## Monthly Statement

Date Range: 12/1/2021 to 12/31/2021

12/07	Tax Distribution	0	.43	C
12/08	Tax Distribution	0	12.53	C
12/10	Tax Distribution	0	1.00	C
12/16	Tax Distribution	0	3.41	C
12/20	Tax Distribution	0	9.56	C
12/23	Tax Distribution	0	1.94	C
12/29	Tax Distribution	0	2.26	C
12100.2021 2021 Personal Property Taxes			Source Code Total: 3,001.37	
12/01	Tax Distribution	0	33.07	C
12/01	Tax Distribution	0	17.81	C
12/01	Tax Distribution	0	20.94	C
12/02	Tax Distribution	0	27.17	C
12/02	Tax Distribution	0	7.16	C
12/02	Tax Distribution	0	5.12	C
12/02	Tax Distribution	0	8.64	C
12/02	Tax Distribution	0	18.22	C
12/03	Tax Distribution	0	2.25	C
12/03	Tax Distribution	0	22.19	C
12/06	Tax Distribution	0	113.04	C
12/06	Tax Distribution	0	19.32	C
12/07	Tax Distribution	0	132.84	C
12/07	Tax Distribution	0	8.77	C
12/07	Tax Distribution	0	73.27	C
12/07	Tax Distribution	0	14.01	C
12/08	Tax Distribution	0	23.99	C
12/08	Tax Distribution	0	3.00	C
12/08	Tax Distribution	0	89.50	C
12/08	Tax Distribution	0	9.61	C
12/09	Tax Distribution	0	6.71	C
12/09	Tax Distribution	0	128.92	C
12/09	Tax Distribution	0	2.11	C
12/10	Tax Distribution	0	179.97	C
12/10	Tax Distribution	0	9.37	C
12/13	Tax Distribution	0	25.96	C
12/13	Tax Distribution	0	1.87	C
12/14	Tax Distribution	0	77.65	C
12/14	Tax Distribution	0	.56	C
12/14	Tax Distribution	0	21.56	C
12/14	Tax Distribution	0	20.41	C
12/14	Tax Distribution	0	126.50	C
12/15	Tax Distribution	0	3.53	C
12/15	Tax Distribution	0	10.36	C
12/15	Tax Distribution	0	7.56	C



# Yavapai County Treasurer

## Monthly Statement

Date Range: 12/1/2021 to 12/31/2021

12/15	Tax Distribution	0	37.74	C
12/16	Tax Distribution	0	14.42	C
12/16	Tax Distribution	0	5.36	C
12/17	Tax Distribution	0	287.26	C
12/20	Tax Distribution	0	188.74	C
12/20	Tax Distribution	0	2.88	C
12/20	Tax Distribution	0	3.92	C
12/20	Tax Distribution	0	1.24	C
12/20	Tax Distribution	0	40.33	C
12/21	Tax Distribution	0	15.05	C
12/21	Tax Distribution	0	59.62	C
12/21	Tax Distribution	0	18.47	C
12/21	Tax Distribution	0	7.02	C
12/21	Tax Distribution	0	3.41	C
12/21	Tax Distribution	0	54.73	C
12/22	Tax Distribution	0	.52	C
12/22	Tax Distribution	0	95.09	C
12/22	Tax Distribution	0	.83	C
12/22	Tax Distribution	0	7.27	C
12/23	Tax Distribution	0	156.92	C
12/27	Tax Distribution	0	5.41	C
12/27	Tax Distribution	0	5.38	C
12/27	Tax Distribution	0	3.36	C
12/27	Tax Distribution	0	1.44	C
12/28	Tax Distribution	0	9.90	C
12/29	Tax Distribution	0	239.91	C
12/29	Tax Distribution	0	2.96	C
12/29	Tax Distribution	0	361.37	C
12/30	Tax Distribution	0	6.58	C
12/30	Tax Distribution	0	87.53	C
12/30	Tax Distribution	0	3.75	C
38109.0 Interest on Investments St Treas			Source Code Total: 176.45	
12/30	Investment Interest	0	176.45	C
92190.0 Bond Interest Payment			Source Code Total: (78,844.00)	
12/27	US Bank Int only pmnt Inv# 1867341	0	(35,239.00)	D
12/27	Bond interest payment Issue #6748 A/C# 9688161	0	(43,605.00)	D
6060240000 Central Yavapai Fire Dist BDS			<b>Ending Balance: 909,048.40</b>	

Central Yavapai Fire Bond Debt Service

Bank Reconciliation Summary

For the Bank Statement ending: 12/31/2021

BANK CONTROL ID: CYFDA - CASH/BOND BUILDING FUND		DESC: CASH/BOND BUILDING FUND	ACCOUNT NO: 1100
Beginning Balance:	12/01/21		\$884,943.38
Deposits and Credits:			\$102,949.02
Checks and Charges:			(\$78,844.00)
Adjustments:			\$0.00
Ending Balance Per Reconciliation:			<u>\$909,048.40</u>
Ending Balance Per Bank Statement:	12/31/21		\$909,048.40
* Outstanding Deposits and Credits:	12/31/21		\$0.00
* Outstanding Checks and Charges:	12/31/21		\$0.00
Ending Book Balance:			<u>\$909,048.40</u>

Central Yavapai Fire Bond Debt Service  
BR Checks and Charges Cleared  
For the Bank Statement ending: 12/31/21

CYFDA		Cash/Bond Building Fund		Cash/Bond Building Fund		1100
Date	Document	Description	Module	Company	Amount	
12/31/21	Cash With Yav Cty	BDS Interest Payments January	GL	CYFBDS	\$78,844.00	
TOTAL CHECKS AND CHARGES CLEARED:					\$78,844.00	

Central Yavapai Fire Bond Debt Service  
BR Checks and Charges Outstanding  
For the Bank Statement ending:

<u>Date</u>	<u>Document</u>	<u>Description</u>	<u>Module</u>	<u>Company</u>	<u>Amount</u>
-------------	-----------------	--------------------	---------------	----------------	---------------

TOTAL CHECKS AND CHARGES OUTSTANDING:

Central Yavapai Fire Bond Debt Service  
BR Deposits and Credits Cleared  
For the Bank Statement ending: 12/31/21

CYFDA		Cash/Bond Building Fund	Cash/Bond Building Fund		1100
Date	Document	Description	Module	Company	Amount
12/31/21	Cash With Yav Cty	BDS Tax & Interest Revenue Dec	GL	CYFBDS	\$102,949.02
TOTAL DEPOSITS AND CREDITS CLEARED:					\$102,949.02

Central Yavapai Fire Bond Debt Service  
BR Deposits and Credits Outstanding  
For the Bank Statement ending:

Date	Document	Description	Module	Company	Amount
------	----------	-------------	--------	---------	--------

TOTAL DEPOSITS AND CREDITS OUTSTANDING:



Central Yavapai Fire Bond Debt Service  
Bank Reconciliation Register

Document Number	Date	BR Status	Void?	Description	Date Cleared	Amount
MODULE: JOURNAL ENTRIES FROM GENERAL LEDGER						
BANK CONTROL ID: CYFDA - CASH/BOND BUILDING FUND						
Cash With Yav Cty	12/31/21	Marked	No	BDS Interest Payments January	01/12/22	\$78,844.00
Cash With Yav Cty	12/31/21	Marked	No	BDS Tax & Interest Revenue Dec	01/12/22	\$102,949.02
SUB TOTAL FOR BANK:						\$181,793.02
TOTAL FOR MODULE:						\$181,793.02

Central Yavapai Fire Bond Debt Service  
BR Adjustments Report  
For the Bank Statement ending:

Date	Document	Description	GL Account	Offset Amt	Adj. Amt
------	----------	-------------	------------	------------	----------

DOCUMENT:

ADJUSTMENT DOCUMENT " TOTAL:

TOTAL FOR ALL ADJUSTMENTS:

1/12/22  
4:38:43 PM

**Central Yavapai Fire Bond Debt Service**  
Income Statement  
(Original Budget to Actual Comparison)  
For the period of 12/1/2021 Through 12/31/2021

	Account	Actual	Current Period Budget	Variance	%	Actual	Year To Date Budget	Variance	%
<b><u>Revenues</u></b>									
Tax Revenue-Other	435000	\$0.00	\$0.00	\$0.00	0.0%	\$1.06	\$0.00	\$1.06	0.0%
<b>Net Revenues</b>		<b>\$0.00</b>	<b>\$0.00</b>	<b>\$0.00</b>	<b>0.0 %</b>	<b>\$1.06</b>	<b>\$0.00</b>	<b>\$1.06</b>	<b>0.0 %</b>
<b><u>General &amp; Administrative Expenses</u></b>									
Bond Debt Service Interest Expense	610000	\$78,844.00	\$0.00	\$(78,844.00)	0.0%	\$78,847.36	\$0.00	\$(78,847.36)	0.0%
Professional Services	640500	0.00	0.00	0.00	0.0	330.00	0.00	(330.00)	0.0
<b>Total General &amp; Administrative Expenses</b>		<b>\$78,844.00</b>	<b>\$0.00</b>	<b>\$(78,844.00)</b>	<b>0.0 %</b>	<b>\$79,177.36</b>	<b>\$0.00</b>	<b>\$(79,177.36)</b>	<b>0.0 %</b>
<b>Total Expenses</b>		<b>\$78,844.00</b>		<b>\$(78,844.00)</b>		<b>\$79,177.36</b>		<b>\$(79,177.36)</b>	
<b>Income (Loss) from Operations</b>		<b>\$(78,844.00)</b>	<b>\$0.00</b>	<b>\$(78,844.00)</b>	<b>0.0%</b>	<b>\$(79,176.30)</b>	<b>\$0.00</b>	<b>\$(79,176.30)</b>	<b>0.0%</b>
<b><u>Other Income (Expense)</u></b>									
Bond Debt Service Tax Revenue	420000	\$102,772.57	\$0.00	\$102,772.57	0.0%	\$821,566.17	\$0.00	\$821,566.17	0.0%
Bond Debt Service Interest Revenue	430000	176.45	0.00	176.45	0.0	947.78	0.00	947.78	0.0
<b>Total Other Income (Expense)</b>		<b>\$102,949.02</b>	<b>\$0.00</b>	<b>\$102,949.02</b>	<b>0.0 %</b>	<b>\$822,513.95</b>	<b>\$0.00</b>	<b>\$822,513.95</b>	<b>0.0 %</b>
<b>Net Income (Loss)</b>		<b>\$24,105.02</b>	<b>\$0.00</b>	<b>\$24,105.02</b>	<b>0.0%</b>	<b>\$743,337.65</b>	<b>\$0.00</b>	<b>\$743,337.65</b>	<b>0.0%</b>

1/12/22  
4:38:45 PM

# Central Yavapai Fire Bond Debt Service

Balance Sheet  
As of 12/31/2021

## Assets

### Current Assets

Cash / Bond Debt Service	\$909,048.40	
Property Tax Receivable	24,503.03	
Deferred Revenue - Prop Tax	(17,179.00)	
Total Current Assets		\$916,372.43
<b>Total Assets</b>		<b>\$916,372.43</b>

### Net Assets

Retained Earnings	\$173,034.78	
Current Year Net Assets	743,337.65	
<b>Total Net Assets</b>		<b>916,372.43</b>
<b>Total Liabilities and Net Assets</b>		<b>\$916,372.43</b>

**Central Yavapai Fire Bond Debt Service**  
GL Account Ledger - Detail By Period  
12/1/2021 through 12/31/2021

Batch	Journal	Entry #	Date	Job	Document	Description	Debits	Credits	Balance
1100.00						CASH / BOND DEBT SERVICE			\$884,943.38
258	A	874	12/31/21		Cash With Yav Cty	BDS Interest Payments January 2022	-	78,844.00	806,099.38
259	R	875	12/31/21		Cash With Yav Cty	BDS Tax & Interest Revenue Dec 2021	102,949.02	-	909,048.40
CASH / BOND DEBT SERVICE TOTALS:							\$102,949.02	\$78,844.00	\$909,048.40
TOTAL OF LEDGER:							\$102,949.02	\$78,844.00	\$909,048.40

**Central Yavapai Fire Bond Debt Service**  
GL Trial Balance Worksheet  
For The Period of 12/1/2021 through 12/31/2021

Account	Description	Balances				Adjustments
		Beginning	Debits	Credits	Ending	
1100.00	Cash / Bond Debt Service	\$884,943.38	\$102,949.02	\$78,844.00	\$909,048.40	
TOTALS:		<u>\$884,943.38</u>	<u>\$102,949.02</u>	<u>\$78,844.00</u>	<u>\$909,048.40</u>	

The Central Yavapai Fire District Board of Directors have reviewed and approved the following financial documents to include Income Statements, Balance Sheets, and Bank Reconciliations with supporting documents, Revenue and Expenditure Graphs, and Cash Flow Projections in compliance with A.R.S. § 48-805, 807.

CYFD General Fund

CYFD Bond Debt Service

---

Fire Board Chairperson	Date
------------------------	------

---

Fire Board Clerk	Date
------------------	------

CENTRAL YAVAPAI FIRE DISTRICT - GENERAL FUND  
CHECK RECONCILIATION JANUARY, 2022

Reconciliation:	
Beginning Balance:	\$ 2,036,440.22
Deposits:	\$ 798,320.28
Transfer Out - Fire Authority:	\$ (1,693,243.08)
Disbursements:	\$ -
Interest Paid on Tax Roll Corrections:	\$ 3.05
Fire District Deposit	\$ 5,124.13
County Adjustments:	\$ -
Ending Balance:	\$ 1,146,644.60

Difference Between Balances: \$ -

Deposits Per Bank Statement:	
Real Estate Taxes:	\$ 767,114.25
Personal Property Taxes:	\$ 15,912.21
Fire District Assistance Tax:	\$ 15,293.82
Interest Income:	\$ -
Transfer to CAFMA:	\$ 1,693,243.08
Fire District Deposits:	\$ 5,124.13
Adjustment: Tax Roll Corrections	\$ 3.05
Other:	\$ -
Other:	\$ -
Ending Balance:	\$ 2,496,690.54

Bank Statement Balance:	
Balance Per Bank:	\$ 1,146,644.60
Outstanding Checks:	\$ -
Outstanding Deposits:	\$ -

Ending Balance: \$ 1,146,644.60

G/L Ending Balance: \$ 1,146,644.60

\$ 1,146,644.60

Bank Reconciliation Register:	
Checks From Accounts Payable:	\$ -
Prior Period Adjustment:	
Other:	
Total Checks:	\$ -

Deposits From Accounts Receivable:	\$ 5,124.13
Journal Entries From General Ledger:	\$ 2,491,566.41
Outstanding Transfer:	
Outstanding Deposit:	
Ending Balance:	\$ 2,496,690.54

Reconciliation Approved By:

Scott Freitag  
Digitally signed by Scott Freitag  
Date: 2022.02.15 20:46:05  
-07'00'  
Scott Freitag, Fire Chief

Reconciliation Reviewed By:

David Tharp  
Digitally signed by David Tharp  
Date: 2022.02.12 13:28:55  
-07'00'  
David Tharp, Assistant Chief of Administration

Reconciliation Prepared By:

Karen Mauldin  
Digitally signed by Karen Mauldin  
Date: 2022.02.09 16:26:37  
-07'00'  
Karen Mauldin, Finance Manager



**CENTRAL YAVAPAI FIRE DISTRICT**  
**General Fund Tax Collection Information**

Total Levy Month	FY 16-17 \$14,116,233 Collected	FY 17-18 \$16,282,904 Collected	FY 18-19 \$16,529,780 Collected	FY 19-20 \$17,960,663 Collected	FY 20-21 \$19,423,017 Collected	FY 21-22 \$21,044,253 Collected
July	\$50,468	\$47,993	\$48,809	\$53,398	\$113,844	\$91,719
%	0.358%	0.295%	0.295%	0.297%	0.586%	0.436%
% To Date	0.3575%	0.2947%	0.2953%	0.2973%	0.5861%	0.4358%
August	\$26,519	\$25,442	\$29,028	\$18,645	\$21,440	\$30,145
%	0.188%	0.156%	0.176%	0.104%	0.110%	0.143%
% To Date	0.5454%	0.4510%	0.4709%	0.4011%	0.6965%	0.5791%
September	\$789,429	\$768,730	\$136,335	\$151,569	\$38,040	\$272,297
%	5.592%	4.721%	0.825%	0.844%	0.196%	1.294%
% To Date	6.1377%	5.1721%	1.2957%	1.2450%	0.8924%	1.8730%
October	\$3,589,494	\$6,179,209	\$6,735,649	\$7,842,869	\$7,733,468	\$8,922,036
%	25.428%	37.949%	40.749%	43.667%	39.816%	42.397%
% To Date	31.5659%	43.1211%	42.0442%	44.9119%	40.7084%	44.2696%
November	\$3,154,358	\$1,286,322	\$2,208,068	\$1,675,932	\$2,373,821	\$2,237,664
%	22.346%	7.900%	13.358%	9.331%	12.222%	10.633%
% To Date	53.9115%	51.0210%	55.4024%	54.2431%	52.9301%	54.9027%
December	\$896,697	\$987,194	\$1,064,960	\$1,336,392	\$1,753,590	\$1,651,663
%	6.3522%	6.0628%	6.4427%	7.4407%	9.0284%	7.8485%
% To Date	60.2637%	57.0837%	61.8450%	61.6837%	61.9585%	62.7512%
January	\$368,574	\$609,745	\$416,757	\$428,512	\$450,460	\$783,026
%	2.6110%	3.7447%	2.5212%	2.3858%	2.3192%	3.7209%
% To Date	62.8747%	60.8284%	64.3663%	64.0696%	64.2777%	66.4721%
February	\$394,891	\$350,747	\$328,790	\$452,992	\$306,355	\$0
%	2.7974%	2.1541%	1.9891%	2.5221%	1.5773%	0.0000%
% To Date	65.6721%	62.9825%	66.3554%	66.5917%	65.8550%	66.4721%
March	\$606,436	\$629,128	\$657,391	\$623,229	\$520,420	\$0
%	4.2960%	3.8637%	3.9770%	3.4700%	2.6794%	0.0000%
% To Date	69.9681%	66.8462%	70.3324%	70.0617%	68.5344%	66.4721%
April	\$3,343,070	\$3,414,235	\$3,987,889	\$4,164,352	\$4,734,267	\$0
%	23.6824%	20.9682%	24.1255%	23.1860%	24.3745%	0.0000%
% To Date	93.6506%	87.8145%	94.4579%	93.2476%	92.9089%	66.4721%
May	\$678,353	\$813,680	\$695,530	\$837,799	\$840,183	\$0
%	4.8055%	4.9971%	4.2077%	4.6646%	4.3257%	0.0000%
% To Date	98.4561%	92.8116%	98.6656%	97.9123%	97.2346%	66.4721%
June	\$183,806	\$187,184	\$220,679	\$201,547	\$325,848	\$0
%	1.3021%	1.1496%	1.3350%	1.1222%	1.6776%	0.0000%
% To Date	99.7582%	93.9612%	100.0006%	99.0344%	98.9122%	66.4721%
TOTALS	\$14,082,095	\$15,299,608	\$16,529,886	\$17,787,237	\$19,211,735	\$13,988,550
Delinquency	0.2418%	6.0388%	-0.0006%	0.9656%	1.0878%	33.5279%

**CENTRAL YAVAPAI FIRE DISTRICT**  
**FDAT Collection Information**

Total Levy Month	FY 16-17 \$313,900 Collected	FY 17-18 \$333,290 Collected	FY 18-19 \$333,290 Collected	FY 19-20 \$366,547 Collected	FY 20-21 \$400,000 Collected	FY 21-22 \$400,000 Collected
July	\$1,423	\$1,630	\$1,238	\$1,475	\$2,769	\$1,871
%	0.453%	0.489%	0.371%	0.403%	0.692%	0.468%
% To Date	0.4533%	0.4890%	0.3715%	0.4025%	0.6923%	0.4677%
August	\$661	\$534	\$707	\$1,109	\$662	\$1,498
%	0.211%	0.160%	0.212%	0.303%	0.166%	0.375%
% To Date	0.6638%	0.6491%	0.5835%	0.7050%	0.8579%	0.8422%
September	\$8,777	\$12,654	\$3,182	\$7,941	\$879	\$4,669
%	2.796%	3.797%	0.955%	2.166%	0.220%	1.167%
% To Date	3.4600%	4.4456%	1.5383%	2.8713%	1.0777%	2.0095%
October	\$86,411	\$93,081	\$139,813	\$459,768	\$160,480	\$159,909
%	27.528%	27.928%	41.949%	125.432%	40.120%	39.977%
% To Date	30.9882%	32.3735%	43.4876%	128.3035%	41.1979%	41.9866%
November	\$75,219	\$74,651	\$59,861	\$128,454	\$48,339	\$52,249
%	23.9628%	22.3983%	17.9606%	35.0443%	12.0848%	13.0622%
% To Date	54.9510%	54.7717%	61.4482%	163.3478%	53.2826%	55.0488%
December	\$24,923	\$21,663	\$25,413	(\$344,794)	\$39,219	\$35,029
%	7.9398%	6.4997%	7.6250%	-94.0656%	9.8048%	8.7572%
% To Date	62.8908%	61.2715%	69.0732%	69.2822%	63.0874%	63.8060%
January	\$11,762	\$11,312	\$11,149	\$11,446	\$12,625	\$15,294
%	3.7471%	3.3939%	3.3450%	3.1227%	3.1562%	3.8235%
% To Date	66.6378%	64.6654%	72.4183%	72.4049%	66.2436%	67.6294%
February	\$8,291	\$8,056	\$7,409	\$10,419	\$6,657	\$0
%	2.641%	2.417%	2.223%	2.842%	1.664%	0.000%
% To Date	69.2790%	67.0825%	74.6413%	75.2473%	67.9079%	67.6294%
March	\$12,638	\$12,174	\$13,713	\$13,361	\$10,897	\$0
%	4.0261%	3.6528%	4.1143%	3.6452%	2.7242%	0.0000%
% To Date	73.3051%	70.7354%	78.7556%	78.8925%	70.6320%	67.6294%
April	\$62,586	\$63,209	\$79,859	\$85,315	\$88,842	\$0
%	19.9382%	18.9651%	23.9607%	23.2754%	22.2104%	0.0000%
% To Date	93.2433%	89.7005%	102.7163%	102.1679%	92.8424%	67.6294%
May	\$23,662	\$23,731	\$18,881	\$21,832	\$19,620	\$0
%	7.5381%	7.1201%	5.6650%	5.9561%	4.9050%	0.0000%
% To Date	100.7814%	96.8206%	108.3813%	108.1240%	97.7475%	67.6294%
June	\$4,682	\$5,094	\$5,726	\$4,474	\$6,987	\$0
%	1.4916%	1.5285%	1.7181%	1.2206%	1.7468%	0.0000%
% To Date	102.2729%	98.3491%	110.0994%	109.3446%	99.4943%	67.6294%
TOTALS	\$321,035	\$327,788	\$366,950	\$400,799	\$397,977	\$270,518
Delinquency	-2.2729%	1.6509%	-10.0994%	-9.3446%	0.5057%	32.3706%
	100.0000%	100.0000%	100.0000%	100.0000%	100.0000%	100.0000%



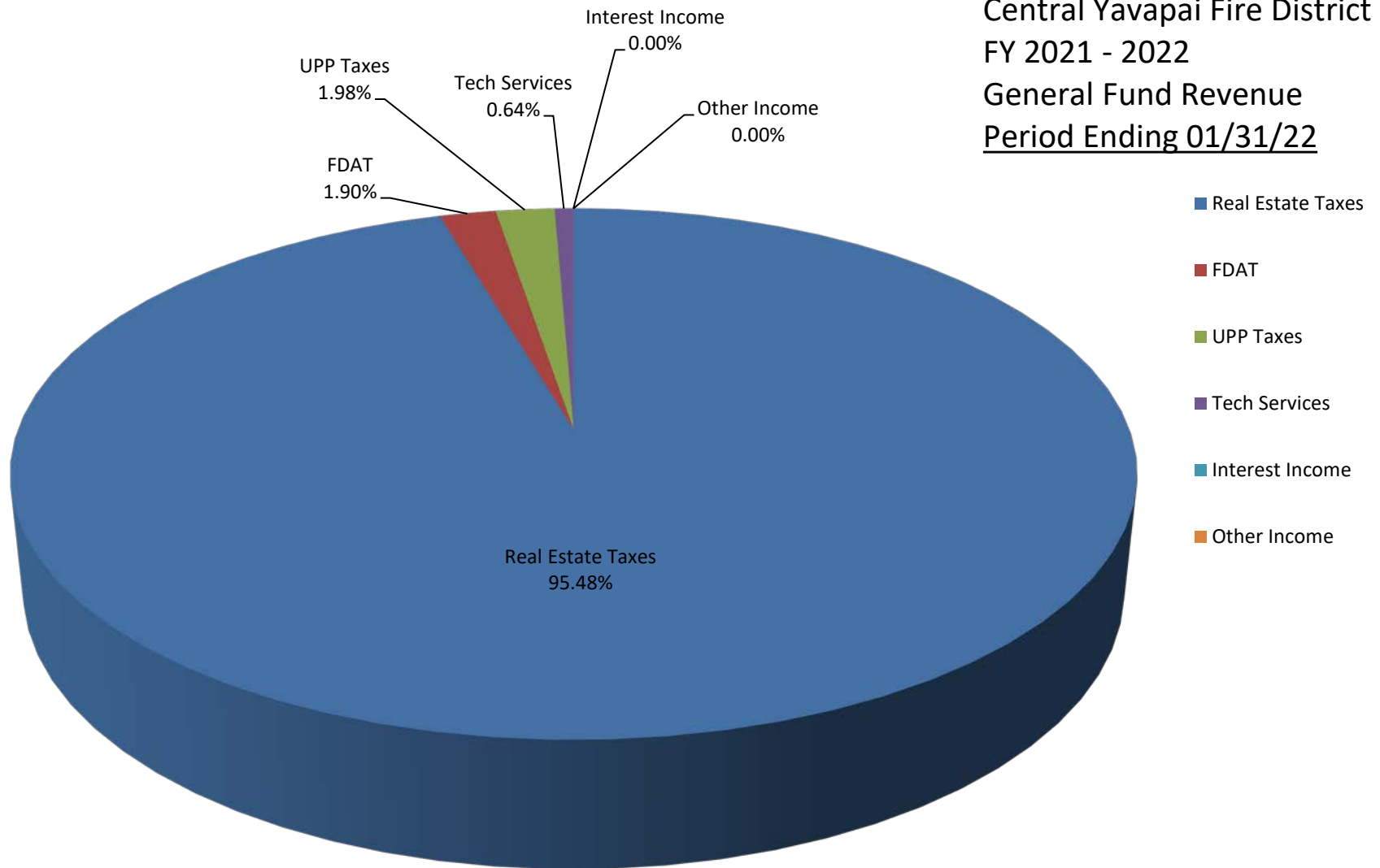
## 2021 - 2022 Cash Flow by Month : JANUARY

[illegible]

**CENTRAL YAVAPAI FIRE DISTRICT  
REVENUE GRAPH DATA**

	<b>Revenue</b>	<b>Budget</b>	<b>%</b>
Real Estate Taxes	\$ 767,114	\$ 21,044,253	95.48
FDAT	\$ 15,294	\$ 400,000	1.90
UPP Taxes	\$ 15,912	\$ -	1.98
Tech Services	\$ 5,124	\$ 55,668	0.64
Interest Income	\$ -	\$ -	0.00
Other Income	\$ -	\$ -	0.00
<b>TOTALS:</b>	<b>\$ 803,444</b>	<b>\$ 21,499,921</b>	<b>100.00</b>

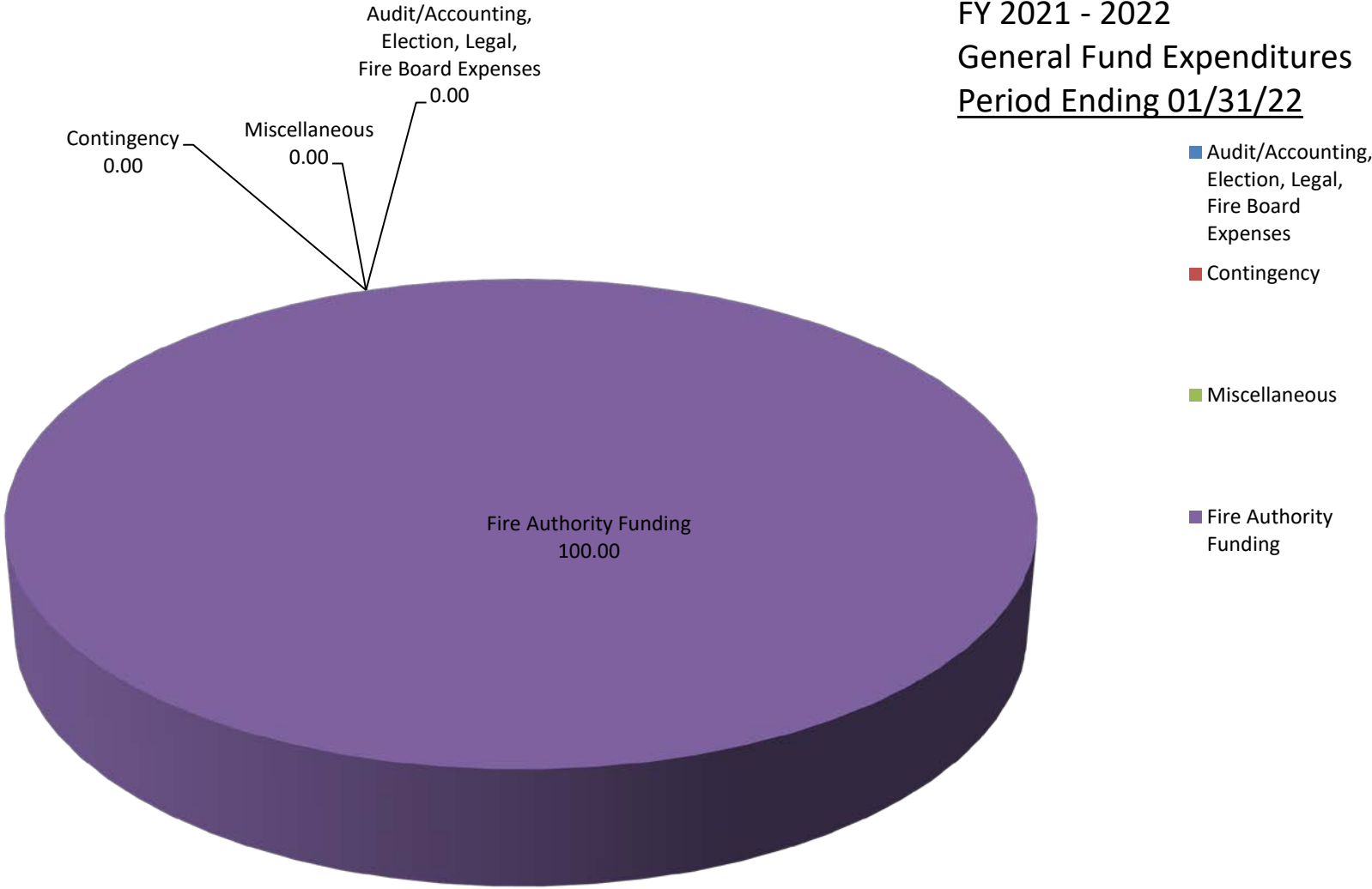
Central Yavapai Fire District  
FY 2021 - 2022  
General Fund Revenue  
Period Ending 01/31/22



**CENTRAL YAVAPAI FIRE DISTRICT  
EXPENSE GRAPH DATA**

Expense		Budget	%
Audit/Accounting, Election, Legal, Fire Board Expenses	\$0	\$ 13,500	0.00
Contingency	\$0	\$ 20,000	0.00
Miscellaneous	(\$3)	\$ -	0.00
Fire Authority Funding	\$1,693,243	\$ 21,466,421	100.00
<b>TOTAL:</b>	<b>\$1,693,240</b>	<b>\$ 21,499,921</b>	<b>100.00</b>

Central Yavapai Fire District  
FY 2021 - 2022  
General Fund Expenditures  
Period Ending 01/31/22



**CENTRAL YAVAPAI FIRE DISTRICT**  
**GENERAL FUND - JANUARY 2022**

Real Estate Taxes:	\$	767,114.25
UPP Taxes:	\$	15,912.21
FDAT:	\$	15,293.82
Interest Received:	\$	-
Fire District Deposits:	\$	5,124.13
Other:	\$	-
<hr/>		
TOTAL:	\$	803,444.41
<hr/>		

Transferred to CAFMA:	\$	1,693,243.08
-----------------------	----	--------------





# Yavapai County Treasurer

## Monthly Statement

Date Range: 1/1/2022 to 1/31/2022

**Central Yavapai Fire Dist - General Fund**  
**Fund: 6060040000**

**8603 E EASTRIDGE RD STE A**  
**PRESCOTT VALLEY, AZ 86314**



# Yavapai County Treasurer

## Monthly Statement

Date Range: 1/1/2022 to 1/31/2022

Account	Period	YTD		
<b>6060040000</b>	<b>Central Yavapai Fire Dist GF</b>			
Begin Balance:	2,040,440.22	688,666.28		
Income:	803,444.41 ✓	14,312,503.88		
LOC Advance:	.00	.00		
Expense:	(1,697,240.03)	(13,854,525.56)	LOC:	.00
LOC Payments:	.00	.00	Warrants Outstanding:	.00
Cash Balance:	1,146,644.60	1,146,644.60	End:	1,146,644.60



# Yavapai County Treasurer

## Monthly Statement

Date Range: 1/1/2022 to 1/31/2022

### Monthly Statement Summary

Source Code	Description	MTDAmount	YTDAmount
<b>6060040000</b>	<b>Central Yavapai Fire Dist GF</b>	<b>Beginning Balance:</b>	<b>2,040,440.22</b>
			<b>688,666.28</b>
11100.2011	2011 Real Estate Taxes	.00	.93
11100.2012	2012 Real Estate Taxes	.00	3.27
11100.2013	2013 Real Estate Taxes	.00	7.22
11100.2014	2014 Real Estate Taxes	.00	7.34
11100.2015	2015 Real Estate Taxes	.00	11.71
11100.2016	2016 Real Estate Taxes	.00	6.32
11100.2017	2017 Real Estate Taxes	.00	6.48
11100.2018	2018 Real Estate Taxes	.00	82.71
11100.2019	2019 Real Estate Taxes	.00	(3.45)
11100.2020	2020 Real Estate Taxes	13,062.08	189,280.56
11100.2021	2021 Real Estate Taxes	754,052.17	13,544,134.73
12100.2007	2007 Personal Property Taxes	.00	27.35
12100.2010	2010 Personal Property Taxes	.00	125.37
12100.2011	2011 Personal Property Taxes	.00	282.53
12100.2012	2012 Personal Property Taxes	1.83	369.42
12100.2013	2013 Personal Property Taxes	.00	367.96
12100.2014	2014 Personal Property Taxes	.00	351.53
12100.2015	2015 Personal Property Taxes	30.02	471.71
12100.2016	2016 Personal Property Taxes	.00	404.67
12100.2017	2017 Personal Property Taxes	.00	549.04
12100.2018	2018 Personal Property Taxes	.00	587.51
12100.2019	2019 Personal Property Taxes	40.07	968.53
12100.2020	2020 Personal Property Taxes	904.29	11,914.74
12100.2021	2021 Personal Property Taxes	14,936.00	238,591.45
31115.0	BOS Sale-Taxes	.00	15.88
37122.0	Fire District Deposit	5,124.13	35,511.41
37150.0	FDAT Distributions	15,293.82	270,517.71
38109.0	Interest on Investments St Treas	.00	1,911.75
38113.0	Interest on Investments-Wells Fargo	.00	361.81
7376.0	Transfer in	.00	15,635.69
90002.0	Interest Pd on Tax Roll Corrections	3.05	(47.60)
91032.0	Warrants Redeemed	(4,000.00)	(6,591.06)
91702.0	Transfer out	(1,693,243.08) ✓	(13,847,886.90)
<b>Ending Balance:</b>		<b>1,146,644.60</b>	<b>1,146,644.60</b>

### Monthly Statement Detail

Date	Notes	Doc #	Amount	C/D
------	-------	-------	--------	-----



# Yavapai County Treasurer

## Monthly Statement

Date Range: 1/1/2022 to 1/31/2022

6060040000 Central Yavapai Fire Dist GF			Beginning Balance: 2,040,440.22	
11100.2020 2020 Real Estate Taxes			Source Code Total: 13,062.08	
01/03	Tax Distribution	0	247.27	C
01/03	Tax Distribution	0	283.41	C
01/03	Tax Distribution	0	69.55	C
01/03	Tax Distribution	0	483.82	C
01/04	Tax Distribution	0	105.23	C
01/04	Tax Distribution	0	264.81	C
01/05	Tax Distribution	0	353.66	C
01/05	Tax Distribution	0	854.22	C
01/06	Tax Distribution	0	83.83	C
01/07	Tax Distribution	0	264.10	C
01/10	Tax Distribution	0	573.41	C
01/10	Tax Distribution	0	51.05	C
01/11	Tax Distribution	0	404.49	C
01/11	Tax Distribution	0	93.85	C
01/12	Tax Distribution	0	205.54	C
01/13	Tax Distribution	0	24.45	C
01/18	Tax Distribution	0	775.99	C
01/18	Tax Distribution	0	317.81	C
01/18	Tax Distribution	0	358.05	C
01/19	Tax Distribution	0	910.09	C
01/19	Tax Distribution	0	318.26	C
01/20	Tax Distribution	0	79.41	C
01/21	Tax Distribution	0	15.83	C
01/24	Tax Distribution	0	653.12	C
01/24	Tax Distribution	0	283.67	C
01/24	Tax Distribution	0	929.31	C
01/26	Tax Distribution	0	931.60	C
01/27	Tax Distribution	0	456.46	C
01/27	Tax Distribution	0	54.28	C
01/28	Tax Distribution	0	2,475.87	C
01/31	Tax Distribution	0	139.64	C
11100.2021 2021 Real Estate Taxes			Source Code Total: 754,052.17	
01/03	Tax Distribution	0	28,120.26	C
01/03	Tax Distribution	0	84,048.90	C
01/03	Tax Distribution	0	9,240.58	C
01/03	Tax Distribution	0	1,272.26	C
01/03	Tax Distribution	0	584.94	C
01/03	Tax Distribution	0	3,827.12	C
01/04	Tax Distribution	0	15,759.56	C
01/04	Tax Distribution	0	27,564.23	C
01/04	Tax Distribution	0	28,840.94	C



# Yavapai County Treasurer

## Monthly Statement

Date Range: 1/1/2022 to 1/31/2022

01/04	Tax Distribution	0	46,351.30	C
01/04	Tax Distribution	0	20,385.26	C
01/05	Tax Distribution	0	10,618.36	C
01/05	Tax Distribution	0	76,357.76	C
01/05	Tax Distribution	0	81,014.57	C
01/05	Tax Distribution	0	34,129.19	C
01/05	Tax Distribution	0	437.43	C
01/05	Tax Distribution	0	20,669.76	C
01/06	Tax Distribution	0	250.34	C
01/06	Tax Distribution	0	48,595.03	C
01/06	Tax Distribution	0	27,096.24	C
01/07	Tax Distribution	0	(1,072.65)	C
01/07	Tax Distribution	0	7,512.97	C
01/07	Tax Distribution	0	2,215.82	C
01/10	Tax Distribution	0	12,545.83	C
01/10	Tax Distribution	0	12,462.71	C
01/11	Tax Distribution	0	2.02	C
01/11	Tax Distribution	0	(128.33)	C
01/11	Tax Distribution	0	9,300.57	C
01/11	Tax Distribution	0	8,905.62	C
01/11	Tax Distribution	0	4,576.13	C
01/12	Tax Distribution	0	7,036.51	C
01/12	Tax Distribution	0	2,922.64	C
01/12	Tax Distribution	0	4,503.25	C
01/13	Tax Distribution	0	526.87	C
01/13	Tax Distribution	0	5,579.76	C
01/13	Tax Distribution	0	7,676.78	C
01/14	Tax Distribution	0	6,772.87	C
01/14	Tax Distribution	0	1,984.95	C
01/14	Tax Distribution	0	3,039.47	C
01/18	Tax Distribution	0	2,042.75	C
01/18	Tax Distribution	0	4,875.84	C
01/18	Tax Distribution	0	3,834.00	C
01/18	Tax Distribution	0	3,314.46	C
01/19	Tax Distribution	0	8,364.57	C
01/19	Tax Distribution	0	6,626.09	C
01/19	Tax Distribution	0	1,296.19	C
01/19	Tax Distribution	0	3,700.51	C
01/20	Tax Distribution	0	597.95	C
01/20	Tax Distribution	0	116.54	C
01/20	Tax Distribution	0	31.84	C
01/20	Tax Distribution	0	7,600.47	C
01/21	Tax Distribution	0	4,411.73	C



# Yavapai County Treasurer

## Monthly Statement

Date Range: 1/1/2022 to 1/31/2022

01/21	Tax Distribution	0	1,340.05	C
01/24	Tax Distribution	0	4,899.69	C
01/24	Tax Distribution	0	316.10	C
01/24	Tax Distribution	0	6,375.91	C
01/25	Tax Distribution	0	740.13	C
01/25	Tax Distribution	0	1,766.30	C
01/25	Tax Distribution	0	1,775.86	C
01/26	Tax Distribution	0	3,252.09	C
01/27	Tax Distribution	0	2,715.18	C
01/27	Tax Distribution	0	2,531.66	C
01/27	Tax Distribution	0	429.03	C
01/27	Tax Distribution	0	5,541.66	C
01/28	Tax Distribution	0	7,724.17	C
01/31	Tax Distribution	0	1,260.35	C
01/31	Tax Distribution	0	(397.19)	C
01/31	Tax Distribution	0	3,080.79	C
01/31	Tax Distribution	0	2,359.63	C
12100.2012 2012 Personal Property Taxes			Source Code Total: 1.83	
01/21	Tax Distribution	0	1.83	C
12100.2015 2015 Personal Property Taxes			Source Code Total: 30.02	
01/12	Tax Distribution	0	30.02	C
12100.2019 2019 Personal Property Taxes			Source Code Total: 40.07	
01/21	Tax Distribution	0	40.07	C
12100.2020 2020 Personal Property Taxes			Source Code Total: 904.29	
01/06	Tax Distribution	0	9.19	C
01/07	Tax Distribution	0	7.22	C
01/14	Tax Distribution	0	294.17	C
01/19	Tax Distribution	0	373.23	C
01/19	Tax Distribution	0	56.17	C
01/24	Tax Distribution	0	101.08	C
01/31	Tax Distribution	0	63.23	C
12100.2021 2021 Personal Property Taxes			Source Code Total: 14,936.00	
01/03	Tax Distribution	0	60.41	C
01/03	Tax Distribution	0	498.39	C
01/03	Tax Distribution	0	371.08	C
01/04	Tax Distribution	0	690.17	C
01/04	Tax Distribution	0	123.38	C
01/04	Tax Distribution	0	1,022.07	C
01/04	Tax Distribution	0	5,208.07	C
01/04	Tax Distribution	0	5.63	C
01/05	Tax Distribution	0	92.86	C
01/05	Tax Distribution	0	935.06	C
01/05	Tax Distribution	0	1,288.68	C



# Yavapai County Treasurer

## Monthly Statement

Date Range: 1/1/2022 to 1/31/2022

01/05	Tax Distribution	0	211.59	C
01/05	Tax Distribution	0	88.11	C
01/06	Tax Distribution	0	612.79	C
01/06	Tax Distribution	0	349.80	C
01/07	Tax Distribution	0	288.26	C
01/10	Tax Distribution	0	709.07	C
01/10	Tax Distribution	0	291.73	C
01/11	Tax Distribution	0	.49	C
01/12	Tax Distribution	0	72.62	C
01/13	Tax Distribution	0	87.20	C
01/14	Tax Distribution	0	204.62	C
01/18	Tax Distribution	0	118.21	C
01/19	Tax Distribution	0	42.01	C
01/19	Tax Distribution	0	149.17	C
01/19	Tax Distribution	0	60.63	C
01/20	Tax Distribution	0	463.70	C
01/21	Tax Distribution	0	29.97	C
01/21	Tax Distribution	0	96.70	C
01/24	Tax Distribution	0	70.77	C
01/24	Tax Distribution	0	202.93	C
01/24	Tax Distribution	0	6.72	C
01/25	Tax Distribution	0	2.66	C
01/26	Tax Distribution	0	203.10	C
01/27	Tax Distribution	0	19.38	C
01/27	Tax Distribution	0	34.35	C
01/28	Tax Distribution	0	126.52	C
01/31	Tax Distribution	0	97.10	C
37122.0 Fire District Deposit			Source Code Total: 5,124.13	
01/06	DEPOSIT	0	5,124.13	C
37150.0 FDAT Distributions			Source Code Total: 15,293.82	
01/03	Fire Dist Assistance Tax 0.142976	0	1,917.94	C
01/04	Fire Dist Assistance Tax 0.142976	0	3,378.06	C
01/05	Fire Dist Assistance Tax 0.142976	0	4,289.60	C
01/06	Fire Dist Assistance Tax 0.142976	0	1,427.11	C
01/07	Fire Dist Assistance Tax 0.142976	0	179.46	C
01/10	Fire Dist Assistance Tax 0.142976	0	750.50	C
01/11	Fire Dist Assistance Tax 0.142976	0	384.05	C
01/12	Fire Dist Assistance Tax 0.142976	0	301.49	C
01/13	Fire Dist Assistance Tax 0.142976	0	205.72	C
01/14	Fire Dist Assistance Tax 0.142976	0	19.41	C
01/18	Fire Dist Assistance Tax 0.142976	0	225.72	C
01/19	Fire Dist Assistance Tax 0.142976	0	418.28	C
01/20	Fire Dist Assistance Tax 0.142976	0	166.08	C



# Yavapai County Treasurer

## Monthly Statement

Date Range: 1/1/2022 to 1/31/2022

01/21	Fire Dist Assistance Tax 0.142976	0	179.76	C
01/24	Fire Dist Assistance Tax 0.142976	0	346.78	C
01/25	Fire Dist Assistance Tax 0.142976	0	154.57	C
01/26	Fire Dist Assistance Tax 0.142976	0	110.16	C
01/27	Fire Dist Assistance Tax 0.142976	0	303.13	C
01/28	Fire Dist Assistance Tax 0.142976	0	196.85	C
01/31	Fire Dist Assistance Tax 0.142976	0	339.15	C
90002.0 Interest Pd on Tax Roll Corrections			Source Code Total: 3.05	
01/21	77590 402-24-01806 2020 Adjustment/Corr Refund	77590	3.05	D
91032.0 Warrants Redeemed			Source Code Total: (4,000.00)	
01/24	Paid Warrants	0	(4,000.00)	D
91702.0 Transfer out			Source Code Total: (1,693,243.08)	
01/18	E-mail Transfer request 1/18/22 KM	0	(1,693,243.08)	D
6060040000 Central Yavapai Fire Dist GF			<b>Ending Balance: 1,146,644.60</b>	

### Warrant Detail

Payee Name	Warrant	Amount	Issue Dt	Status Dt	Voucher
6060040000 Central Yavapai Fire Dist GF			Account Total: 4,000.00		
Fund: 0600			Fund Total: 4,000.00		
Status: PAID			Status Total: 4,000.00		
/	0706001067	4,000.00	12/27/21	01/24/22	
		Count	Amount		
Total PAID:		1	4,000.00		



CENTRAL YAVAPAI FIRE DISTRICT  
Bank Reconciliation Summary  
For the Bank Statement ending: 1/31/2022

BANK CONTROL ID: CYFD - GENERAL FUND		DESC: GENERAL FUND	ACCOUNT NO: 1100
Beginning Balance:	01/01/22		\$2,040,440.22
Deposits and Credits:			\$803,447.46
Checks and Charges:			(\$1,697,243.08)
Adjustments:			\$0.00
Ending Balance Per Reconciliation:			<u>\$1,146,644.60</u>
Ending Balance Per Bank Statement:	01/31/22		\$1,146,644.60
* Outstanding Deposits and Credits:	01/31/22		\$0.00
* Outstanding Checks and Charges:	01/31/22		\$0.00
Ending Book Balance:			<u>\$1,146,644.60</u>

\* Outstanding amounts are all outstanding credits and charges dated prior or equal to the Reconciliation date.

CENTRAL YAVAPAI FIRE DISTRICT  
BR Checks and Charges Cleared  
For the Bank Statement ending: 1/31/22

CYFD		General Fund			1100
Date	Document	Description	Module	Company	Amount
12/27/21	706001067	Henry & Horne LLP	AP	CYFD	\$4,000.00
01/31/22	Cash With Yav Cty	Fire Authority Funding January	GL	CYFD	\$1,693,243.08
TOTAL CHECKS AND CHARGES CLEARED:					<u>\$1,697,243.08</u>

CENTRAL YAVAPAI FIRE DISTRICT  
BR Checks and Charges Outstanding  
For the Bank Statement ending:

Date	Document	Description	Module	Company	Amount
------	----------	-------------	--------	---------	--------

TOTAL CHECKS AND CHARGES OUTSTANDING:

CENTRAL YAVAPAI FIRE DISTRICT  
BR Deposits and Credits Cleared  
For the Bank Statement ending: 1/31/22

CYFD		General Fund			1100
Date	Document	Description	Module	Company	Amount
01/12/22	5133	Deposit	AR	CYFD	\$5,124.13
01/31/22	Cash With Yav Cty	Tax and Interest Revenue Janua	GL	CYFD	\$798,320.28
01/31/22	Cash With Yav Cty	Tax Roll Correction - Adjustme	GL	CYFD	\$3.05
TOTAL DEPOSITS AND CREDITS CLEARED:					\$803,447.46

CENTRAL YAVAPAI FIRE DISTRICT  
BR Deposits and Credits Outstanding  
For the Bank Statement ending:

Date	Document	Description	Module	Company	Amount
------	----------	-------------	--------	---------	--------

TOTAL DEPOSITS AND CREDITS OUTSTANDING:

CENTRAL YAVAPAI FIRE DISTRICT  
Bank Reconciliation Register

Document Number	Date	BR Status	Void?	Description	Date Cleared	Amount
-----------------	------	-----------	-------	-------------	--------------	--------

MODULE: DEPOSITS FROM ACCOUNTS RECEIVABLE

BANK CONTROL ID: CYFD - GENERAL FUND						
5133	01/12/22	Marked	No	Deposit	02/09/22	\$5,124.13
SUB TOTAL FOR BANK:						\$5,124.13
TOTAL FOR MODULE:						\$5,124.13

MODULE: JOURNAL ENTRIES FROM GENERAL LEDGER

BANK CONTROL ID: CYFD - GENERAL FUND						
Cash With Yav Cty	01/31/22	Marked	No	Fire Authority Funding January	02/09/22	\$1,693,243.08
Cash With Yav Cty	01/31/22	Marked	No	Tax and Interest Revenue Janua	02/09/22	\$798,320.28
Cash With Yav Cty	01/31/22	Marked	No	Tax Roll Correction - Adjustme	02/09/22	\$3.05
SUB TOTAL FOR BANK:						\$2,491,566.41
TOTAL FOR MODULE:						\$2,491,566.41

CENTRAL YAVAPAI FIRE DISTRICT  
BR Adjustments Report  
For the Bank Statement ending:

Date	Document	Description	GL Account	Offset Amt	Adj. Amt
------	----------	-------------	------------	------------	----------

DOCUMENT:

ADJUSTMENT DOCUMENT " TOTAL:

TOTAL FOR ALL ADJUSTMENTS:

2/9/22

4:06:41 PM

**CENTRAL YAVAPAI FIRE DISTRICT**  
**Income Statement**  
 (Original Budget to Actual Comparison)  
 For the period of 1/1/2022 Through 1/31/2022

	Account	Actual	Current Period Budget	Variance	%	Actual	Year To Date Budget	Variance	%
<b><u>Revenues</u></b>									
Real Estate Tax	400000000	\$767,114.25	\$0.00	\$767,114.25	0.0%	\$13,733,537.82	\$21,044,253.00	\$(7,310,715.18)	(34.7)%
Personal Property Tax	410000000	15,912.21	0.00	15,912.21	0.0	255,011.81	0.00	255,011.81	0.0
Fire District Assistance Tax	420000000	15,293.82	0.00	15,293.82	0.0	270,517.71	400,000.00	(129,482.29)	(32.4)
Tax Revenue - Other	425000000	0.00	0.00	0.00	0.0	15,651.57	0.00	15,651.57	0.0
Cell Tower Lease Revenue	477500000	5,124.13	0.00	5,124.13	0.0	39,729.85	55,668.00	(15,938.15)	(28.6)
Interest Income-General Fund	490000000	0.00	0.00	0.00	0.0	2,273.56	0.00	2,273.56	0.0
<b>Net Revenues</b>		<b>\$803,444.41</b>	<b>\$0.00</b>	<b>\$803,444.41</b>	<b>0.0 %</b>	<b>\$14,316,722.32</b>	<b>\$21,499,921.00</b>	<b>\$(7,183,198.68)</b>	<b>(33.4)%</b>
<b><u>Personnel Expenses</u></b>									
Fire Authority Funding	670010000	\$1,693,243.08	\$0.00	\$(1,693,243.08)	0.0%	\$13,847,886.90	\$21,466,421.00	\$7,618,534.10	35.5%
<b>Total Personnel Expenses</b>		<b>\$1,693,243.08</b>	<b>\$0.00</b>	<b>\$(1,693,243.08)</b>	<b>0.0 %</b>	<b>\$13,847,886.90</b>	<b>\$21,466,421.00</b>	<b>\$7,618,534.10</b>	<b>35.5 %</b>
<b><u>Service Expenses</u></b>									
Audit & Accounting	640010000	\$0.00	\$0.00	\$0.00	0.0%	\$4,000.00	\$7,500.00	\$3,500.00	46.7%
Other Prof Services/Admin	640510000	0.00	0.00	0.00	0.0	15.00	0.00	(15.00)	0.0
Legal Services - Routine	641010000	0.00	0.00	0.00	0.0	2,025.00	5,000.00	2,975.00	59.5
Fire Board Expenses	644110000	0.00	0.00	0.00	0.0	551.06	1,000.00	448.94	44.9
Misc/Admin	661010000	(3.05)	0.00	3.05	0.0	47.60	0.00	(47.60)	0.0
<b>Total Service Expenses</b>		<b>\$(3.05)</b>	<b>\$0.00</b>	<b>\$3.05</b>	<b>0.0 %</b>	<b>\$6,638.66</b>	<b>\$13,500.00</b>	<b>\$6,861.34</b>	<b>50.8 %</b>
<b>Total Expenses</b>		<b>\$1,693,240.03</b>		<b>\$(1,693,240.03)</b>		<b>\$13,854,525.56</b>	<b>\$21,479,921.00</b>	<b>\$7,625,395.44</b>	<b>35.5%</b>
<b>Income (Loss) from Operations</b>		<b>\$(889,795.62)</b>	<b>\$0.00</b>	<b>\$(889,795.62)</b>	<b>0.0%</b>	<b>\$462,196.76</b>	<b>\$20,000.00</b>	<b>\$442,196.76</b>	<b>2211.0%</b>
<b><u>Contingency</u></b>									
Funded Contingency/Admin	780010000	\$0.00	\$0.00	\$0.00	0.0%	\$0.00	\$(20,000.00)	\$20,000.00	100.0%
<b>Total Contingency</b>		<b>\$0.00</b>	<b>\$0.00</b>	<b>\$0.00</b>	<b>0.0 %</b>	<b>\$0.00</b>	<b>\$(20,000.00)</b>	<b>\$20,000.00</b>	<b>100.0 %</b>
<b>Net Income (Loss)</b>		<b>\$(889,795.62)</b>	<b>\$0.00</b>	<b>\$(889,795.62)</b>	<b>0.0%</b>	<b>\$462,196.76</b>	<b>\$0.00</b>	<b>\$462,196.76</b>	<b>0.0%</b>



2/9/22

4:06:48 PM

**CENTRAL YAVAPAI FIRE DISTRICT**

Balance Sheet

As of 1/31/2022

**Assets**

**Current Assets**

Cash with Yavapai County	\$1,146,644.60	
Taxes Receivable	350,004.50	
Misc. Receivables	3,371.65	
Total Current Assets		\$1,500,020.75

<b>Total Assets</b>		<b>\$1,500,020.75</b>
---------------------	--	-----------------------

**Liabilities and Net Assets**

**Current Liabilities**

Accounts Payable	\$2,048.00	
Deferred Revenue	228,141.00	
Total Current Liabilities		\$230,189.00

<b>Total Liabilities</b>		<b>\$230,189.00</b>
--------------------------	--	---------------------

**Net Assets**

Fund Balance	\$807,634.99	
Current Year Net Assets	462,196.76	
<b>Total Net Assets</b>		<b>1,269,831.75</b>

<b>Total Liabilities and Net Assets</b>		<b>\$1,500,020.75</b>
---	--	-----------------------

**CENTRAL YAVAPAI FIRE DISTRICT**  
GL Account Ledger - Detail By Period  
1/1/2022 through 1/31/2022

Batch	Journal	Entry #	Date	Job	Document	Description	Debits	Credits	Balance
<b>1100.0.0.000</b>		<b>CASH WITH YAVAPAI COUNTY</b>							<b>\$2,036,440.22</b>
4934	CR	1489352	01/12/22		3324290038	AT&T MOBILITY, LLC -	5,124.13	-	2,041,564.35
4937	A	1489363	01/31/22		Cash With Yav Cty	Fire Authority Funding January 2022	-	1,693,243.08	348,321.27
4939	A	1489367	01/31/22		Cash With Yav Cty	Tax and Interest Revenue January 2022	798,320.28	-	1,146,641.55
4940	A	1489371	01/31/22		Cash With Yav Cty	Tax Roll Correction - Adjustment	3.05	-	1,146,644.60
<b>CASH WITH YAVAPAI COUNTY TOTALS:</b>							<b>\$803,447.46</b>	<b>\$1,693,243.08</b>	<b>\$1,146,644.60</b>
<b>TOTAL OF LEDGER:</b>							<b>\$803,447.46</b>	<b>\$1,693,243.08</b>	<b>\$1,146,644.60</b>

**CENTRAL YAVAPAI FIRE DISTRICT**  
GL Trial Balance Worksheet  
For The Period of 1/1/2022 through 1/31/2022

Account	Description	Balances				Adjustments
		Beginning	Debits	Credits	Ending	
1100.0.0.000	Cash with Yavapai County	\$2,036,440.22	\$803,447.46	\$1,693,243.08	\$1,146,644.60	
TOTALS:		<u>\$2,036,440.22</u>	<u>\$803,447.46</u>	<u>\$1,693,243.08</u>	<u>\$1,146,644.60</u>	

**CENTRAL YAVAPAI FIRE DISTRICT**  
**BOND DEBT SERVICE ACCOUNT 6-60240-0000**  
**CHECK RECONCILIATION JANUARY 2022**

**Reconciliation:**

Beginning Balance (CYFD):	\$	909,048.40
Deposits:	\$	48,720.59
Bank Paying Agent Fees:	\$	-
Interest Income:	\$	-
Other: Bond Interest Payment	\$	-
Other: Adj For Tax Roll Corrections	\$	0.20
<b>Ending Balance:</b>	<b>\$</b>	<b>957,769.19</b>

**Difference Between Balances:** \$ -

**Bank Statement Balance:**

Balance Per Bank: \$ 957,769.19

**Ending Balance:** \$ **957,769.19**

**Deposits Per Bank Statement:**

Real Estate Taxes:	\$	47,726.17
Personal Property Taxes:	\$	994.42
Interest Income:	\$	-
Other: Adj For Tax Roll Corrections	\$	0.20
<b>Ending Balance:</b>	<b>\$</b>	<b>48,720.79</b>

Reconciliation Approved By:

**Scott Freitag**

Digitally signed by Scott Freitag  
Date: 2022.02.15 20:44:54  
-07'00'

*Scott Freitag, Fire Chief*

Reconciliation Reviewed By:

**David Tharp**

Digitally signed by David Tharp  
Date: 2022.02.12 13:32:37  
-07'00'

*David Tharp, Assistant Chief of Administration*

Reconciliation Prepared By:

**Karen Mauldin**

Digitally signed by Karen Mauldin  
Date: 2022.02.10 14:01:50 -07'00'

*Karen Mauldin, Finance Manager*

**CENTRAL YAVAPAI FIRE DISTRICT**  
**BOND DEBT FUND - JANUARY 2022**

---

Real Estate Taxes:	\$	47,726.17
UPP Taxes:	\$	994.42
Interest Received:	\$	-
Other:	\$	-

---

TOTAL:	\$	48,720.59
--------	----	-----------

---



# Yavapai County Treasurer

## Monthly Statement

Date Range: 1/1/2022 to 1/31/2022

**Central Yavapai Fire Dist BDS**  
**Fund: 6060240000**

**8603 E Eastridge Rd Ste A**  
**Prescott Valley, AZ 86314**



# Yavapai County Treasurer

## Monthly Statement

Date Range: 1/1/2022 to 1/31/2022

Account	Period	YTD		
<b>6060240000</b>	<b>Central Yavapai Fire Dist BDS</b>			
Begin Balance:	909,048.40	165,710.75		
Income:	48,720.59 ✓	871,235.60		
LOC Advance:	.00	.00		
Expense:	.20	(79,177.16)	LOC:	.00
LOC Payments:	.00	.00	Warrants Outstanding:	.00
Cash Balance:	957,769.19	957,769.19	End:	957,769.19



# Yavapai County Treasurer

## Monthly Statement

Date Range: 1/1/2022 to 1/31/2022

### Monthly Statement Summary

Source Code	Description	MTDAmount	YTDAmount
<b>6060240000</b>	<b>Central Yavapai Fire Dist BDS</b>	<b>Beginning Balance:</b>	<b>909,048.40</b>
			<b>165,710.75</b>
11100.2011	2011 Real Estate Taxes	.00	.11
11100.2012	2012 Real Estate Taxes	.00	.39
11100.2013	2013 Real Estate Taxes	.00	.88
11100.2014	2014 Real Estate Taxes	.00	.76
11100.2015	2015 Real Estate Taxes	.00	1.19
11100.2016	2016 Real Estate Taxes	.00	.60
11100.2017	2017 Real Estate Taxes	.00	.56
11100.2018	2018 Real Estate Taxes	.00	6.55
11100.2019	2019 Real Estate Taxes	.00	(.23)
11100.2020	2020 Real Estate Taxes	869.98	12,607.10
11100.2021	2021 Real Estate Taxes	46,856.19	841,625.59
12100.2007	2007 Personal Property Taxes	.00	2.32
12100.2010	2010 Personal Property Taxes	.00	13.84
12100.2011	2011 Personal Property Taxes	.00	33.77
12100.2012	2012 Personal Property Taxes	.22	44.51
12100.2013	2013 Personal Property Taxes	.00	44.86
12100.2014	2014 Personal Property Taxes	.00	36.95
12100.2015	2015 Personal Property Taxes	3.01	47.36
12100.2016	2016 Personal Property Taxes	.00	37.61
12100.2017	2017 Personal Property Taxes	.00	46.92
12100.2018	2018 Personal Property Taxes	.00	46.70
12100.2019	2019 Personal Property Taxes	2.85	68.96
12100.2020	2020 Personal Property Taxes	60.21	793.56
12100.2021	2021 Personal Property Taxes	928.13	14,825.90
31115.0	BOS Sale-Taxes	.00	1.06
38109.0	Interest on Investments St Treas	.00	734.76
38113.0	Interest on Investments-Wells Fargo	.00	213.02
90002.0	Interest Pd on Tax Roll Corrections	.20	(3.16)
92185.0	Paying Agent Fees	.00	(330.00)
92190.0	Bond Interest Payment	.00	(78,844.00)
	<b>Ending Balance:</b>	<b>957,769.19</b>	<b>957,769.19</b>

### Monthly Statement Detail

Date	Notes	Doc #	Amount	C/D
<b>6060240000</b>	<b>Central Yavapai Fire Dist BDS</b>		<b>Beginning Balance: 909,048.40</b>	
11100.2020	2020 Real Estate Taxes		Source Code Total: 869.98	
01/03	Tax Distribution	0	16.47	C
01/03	Tax Distribution	0	18.88	C





# Yavapai County Treasurer

## Monthly Statement

Date Range: 1/1/2022 to 1/31/2022

01/03	Tax Distribution	0	4.63	C
01/03	Tax Distribution	0	32.23	C
01/04	Tax Distribution	0	7.01	C
01/04	Tax Distribution	0	17.63	C
01/05	Tax Distribution	0	23.56	C
01/05	Tax Distribution	0	56.88	C
01/06	Tax Distribution	0	5.58	C
01/07	Tax Distribution	0	17.59	C
01/10	Tax Distribution	0	38.19	C
01/10	Tax Distribution	0	3.40	C
01/11	Tax Distribution	0	26.95	C
01/11	Tax Distribution	0	6.25	C
01/12	Tax Distribution	0	13.68	C
01/13	Tax Distribution	0	1.63	C
01/18	Tax Distribution	0	51.69	C
01/18	Tax Distribution	0	21.17	C
01/18	Tax Distribution	0	23.85	C
01/19	Tax Distribution	0	60.61	C
01/19	Tax Distribution	0	21.20	C
01/20	Tax Distribution	0	5.29	C
01/21	Tax Distribution	0	1.05	C
01/24	Tax Distribution	0	43.50	C
01/24	Tax Distribution	0	18.89	C
01/24	Tax Distribution	0	61.89	C
01/26	Tax Distribution	0	62.05	C
01/27	Tax Distribution	0	30.41	C
01/27	Tax Distribution	0	3.62	C
01/28	Tax Distribution	0	164.90	C
01/31	Tax Distribution	0	9.30	C
11100.2021 2021 Real Estate Taxes			Source Code Total: 46,856.19	
01/03	Tax Distribution	0	1,747.34	C
01/03	Tax Distribution	0	5,222.89	C
01/03	Tax Distribution	0	574.21	C
01/03	Tax Distribution	0	79.04	C
01/03	Tax Distribution	0	36.35	C
01/03	Tax Distribution	0	237.82	C
01/04	Tax Distribution	0	979.34	C
01/04	Tax Distribution	0	1,712.77	C
01/04	Tax Distribution	0	1,792.14	C
01/04	Tax Distribution	0	2,880.26	C
01/04	Tax Distribution	0	1,266.25	C
01/05	Tax Distribution	0	659.82	C
01/05	Tax Distribution	0	4,744.85	C



# Yavapai County Treasurer

## Monthly Statement

Date Range: 1/1/2022 to 1/31/2022

01/05	Tax Distribution	0	5,034.26	C
01/05	Tax Distribution	0	2,120.80	C
01/05	Tax Distribution	0	27.18	C
01/05	Tax Distribution	0	1,284.43	C
01/06	Tax Distribution	0	15.56	C
01/06	Tax Distribution	0	3,019.67	C
01/06	Tax Distribution	0	1,683.74	C
01/07	Tax Distribution	0	(66.65)	C
01/07	Tax Distribution	0	466.82	C
01/07	Tax Distribution	0	137.69	C
01/10	Tax Distribution	0	779.63	C
01/10	Tax Distribution	0	774.41	C
01/11	Tax Distribution	0	.13	C
01/11	Tax Distribution	0	(7.97)	C
01/11	Tax Distribution	0	577.94	C
01/11	Tax Distribution	0	553.38	C
01/11	Tax Distribution	0	284.35	C
01/12	Tax Distribution	0	437.23	C
01/12	Tax Distribution	0	181.63	C
01/12	Tax Distribution	0	279.85	C
01/13	Tax Distribution	0	32.73	C
01/13	Tax Distribution	0	346.73	C
01/13	Tax Distribution	0	477.05	C
01/14	Tax Distribution	0	420.89	C
01/14	Tax Distribution	0	123.34	C
01/14	Tax Distribution	0	188.88	C
01/18	Tax Distribution	0	126.94	C
01/18	Tax Distribution	0	302.99	C
01/18	Tax Distribution	0	238.23	C
01/18	Tax Distribution	0	205.96	C
01/19	Tax Distribution	0	519.77	C
01/19	Tax Distribution	0	411.74	C
01/19	Tax Distribution	0	80.55	C
01/19	Tax Distribution	0	229.95	C
01/20	Tax Distribution	0	37.16	C
01/20	Tax Distribution	0	7.24	C
01/20	Tax Distribution	0	1.98	C
01/20	Tax Distribution	0	472.31	C
01/21	Tax Distribution	0	274.12	C
01/21	Tax Distribution	0	83.28	C
01/24	Tax Distribution	0	304.45	C
01/24	Tax Distribution	0	19.63	C
01/24	Tax Distribution	0	396.20	C



# Yavapai County Treasurer

## Monthly Statement

Date Range: 1/1/2022 to 1/31/2022

01/25	Tax Distribution	0	45.99	C
01/25	Tax Distribution	0	109.75	C
01/25	Tax Distribution	0	110.36	C
01/26	Tax Distribution	0	202.09	C
01/27	Tax Distribution	0	168.73	C
01/27	Tax Distribution	0	157.31	C
01/27	Tax Distribution	0	26.66	C
01/27	Tax Distribution	0	344.38	C
01/28	Tax Distribution	0	479.96	C
01/31	Tax Distribution	0	78.32	C
01/31	Tax Distribution	0	(24.68)	C
01/31	Tax Distribution	0	191.43	C
01/31	Tax Distribution	0	146.61	C
12100.2012 2012 Personal Property Taxes			Source Code Total: .22	
01/21	Tax Distribution	0	.22	C
12100.2015 2015 Personal Property Taxes			Source Code Total: 3.01	
01/12	Tax Distribution	0	3.01	C
12100.2019 2019 Personal Property Taxes			Source Code Total: 2.85	
01/21	Tax Distribution	0	2.85	C
12100.2020 2020 Personal Property Taxes			Source Code Total: 60.21	
01/06	Tax Distribution	0	.61	C
01/07	Tax Distribution	0	.48	C
01/14	Tax Distribution	0	19.59	C
01/19	Tax Distribution	0	24.85	C
01/19	Tax Distribution	0	3.74	C
01/24	Tax Distribution	0	6.73	C
01/31	Tax Distribution	0	4.21	C
12100.2021 2021 Personal Property Taxes			Source Code Total: 928.13	
01/03	Tax Distribution	0	3.75	C
01/03	Tax Distribution	0	30.97	C
01/03	Tax Distribution	0	23.06	C
01/04	Tax Distribution	0	42.87	C
01/04	Tax Distribution	0	7.66	C
01/04	Tax Distribution	0	63.51	C
01/04	Tax Distribution	0	323.61	C
01/04	Tax Distribution	0	.35	C
01/05	Tax Distribution	0	5.78	C
01/05	Tax Distribution	0	58.10	C
01/05	Tax Distribution	0	80.10	C
01/05	Tax Distribution	0	13.15	C
01/05	Tax Distribution	0	5.47	C
01/06	Tax Distribution	0	38.09	C
01/06	Tax Distribution	0	21.74	C



# Yavapai County Treasurer

## Monthly Statement

Date Range: 1/1/2022 to 1/31/2022

01/07	Tax Distribution	0	17.92	C
01/10	Tax Distribution	0	44.08	C
01/10	Tax Distribution	0	18.13	C
01/11	Tax Distribution	0	.03	C
01/12	Tax Distribution	0	4.52	C
01/13	Tax Distribution	0	5.42	C
01/14	Tax Distribution	0	12.72	C
01/18	Tax Distribution	0	7.34	C
01/19	Tax Distribution	0	2.61	C
01/19	Tax Distribution	0	9.27	C
01/19	Tax Distribution	0	3.77	C
01/20	Tax Distribution	0	28.82	C
01/21	Tax Distribution	0	1.86	C
01/21	Tax Distribution	0	6.01	C
01/24	Tax Distribution	0	4.40	C
01/24	Tax Distribution	0	12.61	C
01/24	Tax Distribution	0	.42	C
01/25	Tax Distribution	0	.16	C
01/26	Tax Distribution	0	12.62	C
01/27	Tax Distribution	0	1.20	C
01/27	Tax Distribution	0	2.13	C
01/28	Tax Distribution	0	7.85	C
01/31	Tax Distribution	0	6.03	C
90002.0 Interest Pd on Tax Roll Corrections			Source Code Total: .20	
01/21	77590 402-24-01806 2020 Adjustment/Corr Refund	77590	.20	D
6060240000 Central Yavapai Fire Dist BDS <b>Ending Balance: 957,769.19</b>				

Central Yavapai Fire Bond Debt Service  
Bank Reconciliation Summary  
For the Bank Statement ending: 1/31/2022

BANK CONTROL ID: CYFDA - CASH/BOND BUILDING FUND		DESC: CASH/BOND BUILDING FUND	ACCOUNT NO: 1100
Beginning Balance:	01/01/22		\$909,048.40
Deposits and Credits:			\$48,720.79
Checks and Charges:			\$0.00
Adjustments:			\$0.00
Ending Balance Per Reconciliation:			<u>\$957,769.19</u>
Ending Balance Per Bank Statement:	01/31/22		\$957,769.19
* Outstanding Deposits and Credits:	01/31/22		\$0.00
* Outstanding Checks and Charges:	01/31/22		\$0.00
Ending Book Balance:			<u>\$957,769.19</u>

\* Outstanding amounts are all outstanding credits and charges dated prior or equal to the Reconciliation date.

Central Yavapai Fire Bond Debt Service

BR Checks and Charges Cleared

For the Bank Statement ending:

Date	Document	Description	Module	Company	Amount
------	----------	-------------	--------	---------	--------

TOTAL CHECKS AND CHARGES CLEARED:

Central Yavapai Fire Bond Debt Service  
BR Checks and Charges Outstanding  
For the Bank Statement ending:

<u>Date</u>	<u>Document</u>	<u>Description</u>	<u>Module</u>	<u>Company</u>	<u>Amount</u>
-------------	-----------------	--------------------	---------------	----------------	---------------

TOTAL CHECKS AND CHARGES OUTSTANDING:

Central Yavapai Fire Bond Debt Service

BR Deposits and Credits Cleared  
For the Bank Statement ending: 1/31/22

CYFDA		Cash/Bond Building Fund	Cash/Bond Building Fund		1100
Date	Document	Description	Module	Company	Amount
01/31/22	Cash With Yav Cty	Tax Revenue January 2022	GL	CYFBDS	\$48,720.59
01/31/22	Cash With Yav Cty	Adjustment For Tax Roll Correc	GL	CYFBDS	\$0.20
TOTAL DEPOSITS AND CREDITS CLEARED:					\$48,720.79



Central Yavapai Fire Bond Debt Service  
BR Deposits and Credits Outstanding  
For the Bank Statement ending:

Date	Document	Description	Module	Company	Amount
------	----------	-------------	--------	---------	--------

TOTAL DEPOSITS AND CREDITS OUTSTANDING:

Document Number	Date	BR Status	Void?	Description	Date Cleared	Amount
MODULE: JOURNAL ENTRIES FROM GENERAL LEDGER						
BANK CONTROL ID: CYFDA - CASH/BOND BUILDING FUND						
Cash With Yav Cty	01/31/22	Marked	No	Tax Revenue January 2022	02/10/22	\$48,720.59
Cash With Yav Cty	01/31/22	Marked	No	Adjustment For Tax Roll Correc	02/10/22	\$0.20
SUB TOTAL FOR BANK:						\$48,720.79
TOTAL FOR MODULE:						\$48,720.79

Central Yavapai Fire Bond Debt Service  
BR Adjustments Report  
For the Bank Statement ending:

Date	Document	Description	GL Account	Offset Amt	Adj. Amt
------	----------	-------------	------------	------------	----------

DOCUMENT:

ADJUSTMENT DOCUMENT " TOTAL:

TOTAL FOR ALL ADJUSTMENTS:

2/10/22  
1:49:47 PM

**Central Yavapai Fire Bond Debt Service**  
Income Statement  
(Original Budget to Actual Comparison)  
For the period of 1/1/2022 Through 1/31/2022

	Account	Actual	Current Period Budget	Variance	%	Actual	Year To Date Budget	Variance	%
<b><u>Revenues</u></b>									
Tax Revenue-Other	435000	\$0.00	\$0.00	\$0.00	0.0%	\$1.06	\$0.00	\$1.06	0.0%
<b>Net Revenues</b>		<b>\$0.00</b>	<b>\$0.00</b>	<b>\$0.00</b>	<b>0.0 %</b>	<b>\$1.06</b>	<b>\$0.00</b>	<b>\$1.06</b>	<b>0.0 %</b>
<b><u>General &amp; Administrative Expenses</u></b>									
Bond Debt Service Interest Expense	610000	\$(0.20)	\$0.00	\$0.20	0.0%	\$78,847.16	\$0.00	\$(78,847.16)	0.0%
Professional Services	640500	0.00	0.00	0.00	0.0	330.00	0.00	(330.00)	0.0
<b>Total General &amp; Administrative Expenses</b>		<b>\$(0.20)</b>	<b>\$0.00</b>	<b>\$0.20</b>	<b>0.0 %</b>	<b>\$79,177.16</b>	<b>\$0.00</b>	<b>\$(79,177.16)</b>	<b>0.0 %</b>
<b>Total Expenses</b>		<b>\$(0.20)</b>		<b>\$0.20</b>		<b>\$79,177.16</b>		<b>\$(79,177.16)</b>	
<b>Income (Loss) from Operations</b>		<b>\$0.20</b>	<b>\$0.00</b>	<b>\$0.20</b>	<b>0.0%</b>	<b>\$(79,176.10)</b>	<b>\$0.00</b>	<b>\$(79,176.10)</b>	<b>0.0%</b>
<b><u>Other Income (Expense)</u></b>									
Bond Debt Service Tax Revenue	420000	\$48,720.59	\$0.00	\$48,720.59	0.0%	\$870,286.76	\$0.00	\$870,286.76	0.0%
Bond Debt Service Interest Revenue	430000	0.00	0.00	0.00	0.0	947.78	0.00	947.78	0.0
<b>Total Other Income (Expense)</b>		<b>\$48,720.59</b>	<b>\$0.00</b>	<b>\$48,720.59</b>	<b>0.0 %</b>	<b>\$871,234.54</b>	<b>\$0.00</b>	<b>\$871,234.54</b>	<b>0.0 %</b>
<b>Net Income (Loss)</b>		<b>\$48,720.79</b>	<b>\$0.00</b>	<b>\$48,720.79</b>	<b>0.0%</b>	<b>\$792,058.44</b>	<b>\$0.00</b>	<b>\$792,058.44</b>	<b>0.0%</b>

2/10/22  
1:49:50 PM

Central Yavapai Fire Bond Debt Service  
Balance Sheet  
As of 1/31/2022

Assets		
<b>Current Assets</b>		
Cash / Bond Debt Service	\$957,769.19	
Property Tax Receivable	24,503.03	
Deferred Revenue - Prop Tax	(17,179.00)	
Total Current Assets		\$965,093.22
<b>Total Assets</b>		<b>\$965,093.22</b>
<b>Net Assets</b>		
Retained Earnings	\$173,034.78	
Current Year Net Assets	792,058.44	
Total Net Assets		965,093.22
<b>Total Liabilities and Net Assets</b>		<b>\$965,093.22</b>

Central Yavapai Fire Bond Debt Service

GL Account Ledger - Detail By Period

1/1/2022 through 1/31/2022

Batch	Journal	Entry #	Date	Job	Document	Description	Debits	Credits	Balance
1100.00						CASH / BOND DEBT SERVICE			\$909,048.40
260	R	879	01/31/22		Cash With Yav Cty	Tax Revenue January 2022	48,720.59	-	957,768.99
261	A	882	01/31/22		Cash With Yav Cty	Adjustment For Tax Roll Corrections	0.20	-	957,769.19
CASH / BOND DEBT SERVICE TOTALS:							\$48,720.79	\$0.00	\$957,769.19
TOTAL OF LEDGER:							\$48,720.79	\$0.00	\$957,769.19

**Central Yavapai Fire Bond Debt Service**  
GL Trial Balance Worksheet  
For The Period of 1/1/2022 through 1/31/2022

Account	Description	Balances				Adjustments
		Beginning	Debits	Credits	Ending	
1100.00	Cash / Bond Debt Service	\$909,048.40	\$48,720.79	\$0.00	\$957,769.19	
TOTALS:		<u>\$909,048.40</u>	<u>\$48,720.79</u>	<u>\$0.00</u>	<u>\$957,769.19</u>	

\* Inactive accounts are marked and appear in grey.

The Central Yavapai Fire District Board of Directors have reviewed and approved the following financial documents to include Income Statements, Balance Sheets, and Bank Reconciliations with supporting documents, Revenue and Expenditure Graphs, and Cash Flow Projections in compliance with A.R.S. § 48-805, 807.

CYFD General Fund

CYFD Bond Debt Service

_____ Fire Board Chairperson	_____ Date
---------------------------------	---------------

_____ Fire Board Clerk	_____ Date
---------------------------	---------------



**CENTRAL YAVAPAI FIRE DISTRICT - GENERAL FUND**  
**CHECK RECONCILIATION FEBRUARY, 2022**

**Reconciliation:**

Beginning Balance:	\$ 1,146,644.60
Deposits:	\$ 268,374.32
Transfer Out - Fire Authority:	\$ (803,444.41)
Disbursements:	\$ (742.50)
Interest Paid on Tax Roll Corrections:	\$ (1.89)
Fire District Deposit	\$ 5,124.13
County Adjustments:	\$ -
<b>Ending Balance:</b>	<b>\$ 615,954.25</b>

Difference Between Balances: \$ -

**Deposits Per Bank Statement:**

Real Estate Taxes:	\$ 252,528.35
Personal Property Taxes:	\$ 10,061.11
Fire District Assistance Tax:	\$ 5,784.86
Interest Income:	\$ -
Transfer to CAFMA:	\$ 803,444.41
Fire District Deposits:	\$ 5,124.13
Adjustment: Tax Roll Corrections	\$ 1.89
Other:	\$ -
Other:	\$ -
<b>Ending Balance:</b>	<b>\$ 1,076,944.75</b>

**Bank Statement Balance:**

Balance Per Bank:	\$ 615,954.25
Outstanding Checks:	\$ -
Outstanding Deposits:	\$ -

**Ending Balance:** \$ 615,954.25

**G/L Ending Balance:** \$ 615,954.25

**\$ 615,954.25**

**Bank Reconciliation Register:**

Checks From Accounts Payable:	\$ 742.50
Prior Period Adjustment:	
Other:	
<b>Total Checks:</b>	<b>\$ 742.50</b>

Deposits From Accounts Receivable:	\$ 5,124.13
Journal Entries From General Ledger:	\$ 1,071,820.62
Outstanding Transfer:	
Outstanding Deposit:	

**Ending Balance:** \$ 1,076,944.75

Reconciliation Approved By:

**Scott Freitag**

Digitally signed by Scott Freitag  
Date: 2022.03.17 15:41:09  
-07'00'

*Scott Freitag, Fire Chief*

Reconciliation Reviewed By:

**David Tharp**

Digitally signed by David Tharp  
Date: 2022.03.16 21:42:48  
-07'00'

*David Tharp, Assistant Chief of Administration*

Reconciliation Prepared By:

**Karen Mauldin**

Digitally signed by Karen Mauldin  
Date: 2022.03.09 13:44:35 -07'00'

*Karen Mauldin, Finance Manager*

**CENTRAL YAVAPAI FIRE DISTRICT**  
**General Fund Tax Collection Information**

Total Levy Month	FY 16-17 \$14,116,233 Collected	FY 17-18 \$16,282,904 Collected	FY 18-19 \$16,529,780 Collected	FY 19-20 \$17,960,663 Collected	FY 20-21 \$19,423,017 Collected	FY 21-22 \$21,044,253 Collected
July	\$50,468	\$47,993	\$48,809	\$53,398	\$113,844	\$91,719
%	0.358%	0.295%	0.295%	0.297%	0.586%	0.436%
% To Date	0.3575%	0.2947%	0.2953%	0.2973%	0.5861%	0.4358%
August	\$26,519	\$25,442	\$29,028	\$18,645	\$21,440	\$30,145
%	0.188%	0.156%	0.176%	0.104%	0.110%	0.143%
% To Date	0.5454%	0.4510%	0.4709%	0.4011%	0.6965%	0.5791%
September	\$789,429	\$768,730	\$136,335	\$151,569	\$38,040	\$272,297
%	5.592%	4.721%	0.825%	0.844%	0.196%	1.294%
% To Date	6.1377%	5.1721%	1.2957%	1.2450%	0.8924%	1.8730%
October	\$3,589,494	\$6,179,209	\$6,735,649	\$7,842,869	\$7,733,468	\$8,922,036
%	25.428%	37.949%	40.749%	43.667%	39.816%	42.397%
% To Date	31.5659%	43.1211%	42.0442%	44.9119%	40.7084%	44.2696%
November	\$3,154,358	\$1,286,322	\$2,208,068	\$1,675,932	\$2,373,821	\$2,237,664
%	22.346%	7.900%	13.358%	9.331%	12.222%	10.633%
% To Date	53.9115%	51.0210%	55.4024%	54.2431%	52.9301%	54.9027%
December	\$896,697	\$987,194	\$1,064,960	\$1,336,392	\$1,753,590	\$1,651,663
%	6.3522%	6.0628%	6.4427%	7.4407%	9.0284%	7.8485%
% To Date	60.2637%	57.0837%	61.8450%	61.6837%	61.9585%	62.7512%
January	\$368,574	\$609,745	\$416,757	\$428,512	\$450,460	\$783,026
%	2.6110%	3.7447%	2.5212%	2.3858%	2.3192%	3.7209%
% To Date	62.8747%	60.8284%	64.3663%	64.0696%	64.2777%	66.4721%
February	\$394,891	\$350,747	\$328,790	\$452,992	\$306,355	\$262,589
%	2.7974%	2.1541%	1.9891%	2.5221%	1.5773%	1.2478%
% To Date	65.6721%	62.9825%	66.3554%	66.5917%	65.8550%	67.7199%
March	\$606,436	\$629,128	\$657,391	\$623,229	\$520,420	\$0
%	4.2960%	3.8637%	3.9770%	3.4700%	2.6794%	0.0000%
% To Date	69.9681%	66.8462%	70.3324%	70.0617%	68.5344%	67.7199%
April	\$3,343,070	\$3,414,235	\$3,987,889	\$4,164,352	\$4,734,267	\$0
%	23.6824%	20.9682%	24.1255%	23.1860%	24.3745%	0.0000%
% To Date	93.6506%	87.8145%	94.4579%	93.2476%	92.9089%	67.7199%
May	\$678,353	\$813,680	\$695,530	\$837,799	\$840,183	\$0
%	4.8055%	4.9971%	4.2077%	4.6646%	4.3257%	0.0000%
% To Date	98.4561%	92.8116%	98.6656%	97.9123%	97.2346%	67.7199%
June	\$183,806	\$187,184	\$220,679	\$201,547	\$325,848	\$0
%	1.3021%	1.1496%	1.3350%	1.1222%	1.6776%	0.0000%
% To Date	99.7582%	93.9612%	100.0006%	99.0344%	98.9122%	67.7199%
TOTALS	\$14,082,095	\$15,299,608	\$16,529,886	\$17,787,237	\$19,211,735	\$14,251,139
Delinquency	0.2418%	6.0388%	-0.0006%	0.9656%	1.0878%	32.2801%

**CENTRAL YAVAPAI FIRE DISTRICT**  
**FDAT Collection Information**

Total Levy Month	FY 16-17 \$313,900 Collected	FY 17-18 \$333,290 Collected	FY 18-19 \$333,290 Collected	FY 19-20 \$366,547 Collected	FY 20-21 \$400,000 Collected	FY 21-22 \$400,000 Collected
July	\$1,423	\$1,630	\$1,238	\$1,475	\$2,769	\$1,871
%	0.453%	0.489%	0.371%	0.403%	0.692%	0.468%
% To Date	0.4533%	0.4890%	0.3715%	0.4025%	0.6923%	0.4677%
August	\$661	\$534	\$707	\$1,109	\$662	\$1,498
%	0.211%	0.160%	0.212%	0.303%	0.166%	0.375%
% To Date	0.6638%	0.6491%	0.5835%	0.7050%	0.8579%	0.8422%
September	\$8,777	\$12,654	\$3,182	\$7,941	\$879	\$4,669
%	2.796%	3.797%	0.955%	2.166%	0.220%	1.167%
% To Date	3.4600%	4.4456%	1.5383%	2.8713%	1.0777%	2.0095%
October	\$86,411	\$93,081	\$139,813	\$459,768	\$160,480	\$159,909
%	27.528%	27.928%	41.949%	125.432%	40.120%	39.977%
% To Date	30.9882%	32.3735%	43.4876%	128.3035%	41.1979%	41.9866%
November	\$75,219	\$74,651	\$59,861	\$128,454	\$48,339	\$52,249
%	23.9628%	22.3983%	17.9606%	35.0443%	12.0848%	13.0622%
% To Date	54.9510%	54.7717%	61.4482%	163.3478%	53.2826%	55.0488%
December	\$24,923	\$21,663	\$25,413	(\$344,794)	\$39,219	\$35,029
%	7.9398%	6.4997%	7.6250%	-94.0656%	9.8048%	8.7572%
% To Date	62.8908%	61.2715%	69.0732%	69.2822%	63.0874%	63.8060%
January	\$11,762	\$11,312	\$11,149	\$11,446	\$12,625	\$15,294
%	3.7471%	3.3939%	3.3450%	3.1227%	3.1562%	3.8235%
% To Date	66.6378%	64.6654%	72.4183%	72.4049%	66.2436%	67.6294%
February	\$8,291	\$8,056	\$7,409	\$10,419	\$6,657	\$5,785
%	2.641%	2.417%	2.223%	2.842%	1.664%	1.446%
% To Date	69.2790%	67.0825%	74.6413%	75.2473%	67.9079%	69.0756%
March	\$12,638	\$12,174	\$13,713	\$13,361	\$10,897	\$0
%	4.0261%	3.6528%	4.1143%	3.6452%	2.7242%	0.0000%
% To Date	73.3051%	70.7354%	78.7556%	78.8925%	70.6320%	69.0756%
April	\$62,586	\$63,209	\$79,859	\$85,315	\$88,842	\$0
%	19.9382%	18.9651%	23.9607%	23.2754%	22.2104%	0.0000%
% To Date	93.2433%	89.7005%	102.7163%	102.1679%	92.8424%	69.0756%
May	\$23,662	\$23,731	\$18,881	\$21,832	\$19,620	\$0
%	7.5381%	7.1201%	5.6650%	5.9561%	4.9050%	0.0000%
% To Date	100.7814%	96.8206%	108.3813%	108.1240%	97.7475%	69.0756%
June	\$4,682	\$5,094	\$5,726	\$4,474	\$6,987	\$0
%	1.4916%	1.5285%	1.7181%	1.2206%	1.7468%	0.0000%
% To Date	102.2729%	98.3491%	110.0994%	109.3446%	99.4943%	69.0756%
TOTALS	\$321,035	\$327,788	\$366,950	\$400,799	\$397,977	\$276,303
Delinquency	-2.2729%	1.6509%	-10.0994%	-9.3446%	0.5057%	30.9244%
	100.0000%	100.0000%	100.0000%	100.0000%	100.0000%	100.0000%



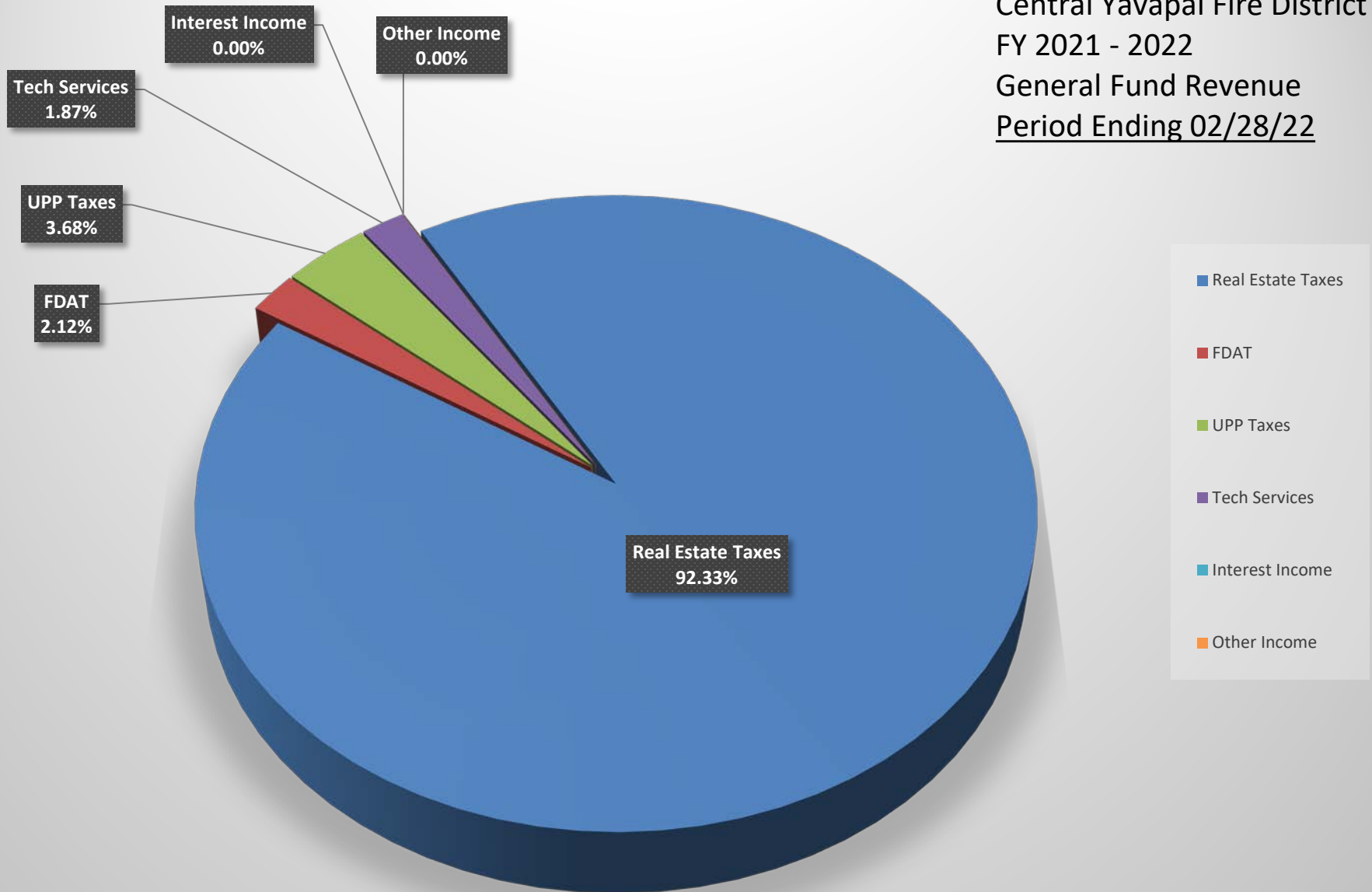
## 2021 - 2022 Cash Flow by Month : FEBRUARY

[illegible]

**CENTRAL YAVAPAI FIRE DISTRICT  
REVENUE GRAPH DATA**

	<b>Revenue</b>	<b>Budget</b>	<b>%</b>
Real Estate Taxes	\$ 252,528	\$ 21,044,253	92.33
FDAT	\$ 5,785	\$ 400,000	2.12
UPP Taxes	\$ 10,061	\$ -	3.68
Tech Services	\$ 5,124	\$ 55,668	1.87
Interest Income	\$ -	\$ -	0.00
Other Income	\$ -	\$ -	0.00
<b>TOTALS:</b>	<b>\$ 273,498</b>	<b>\$ 21,499,921</b>	<b>100.00</b>

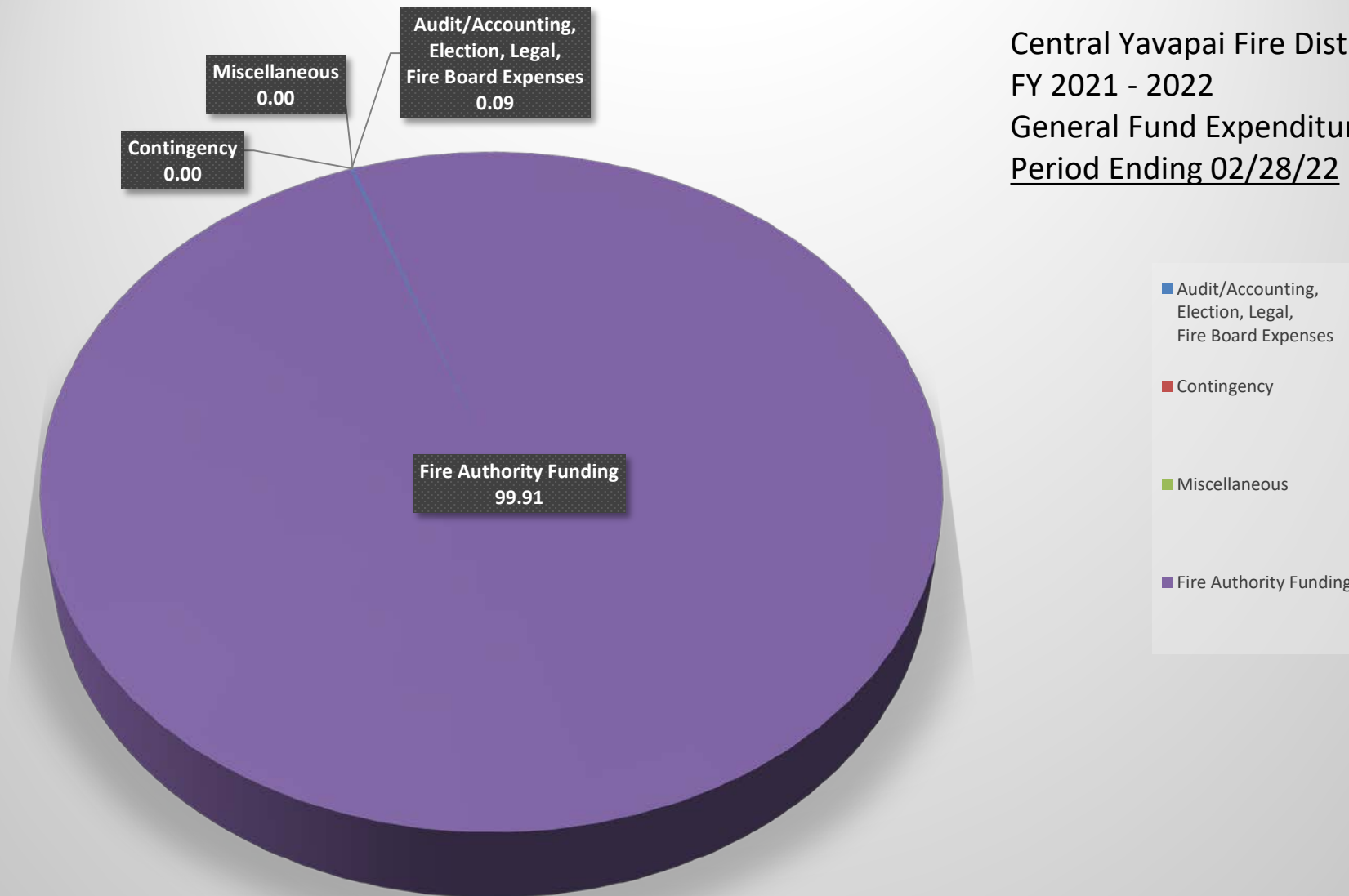
Central Yavapai Fire District  
FY 2021 - 2022  
General Fund Revenue  
Period Ending 02/28/22



**CENTRAL YAVAPAI FIRE DISTRICT  
EXPENSE GRAPH DATA**

Expense		Budget	%
Audit/Accounting, Election, Legal, Fire Board Expenses	\$743	\$ 13,500	0.09
Contingency	\$0	\$ 20,000	0.00
Miscellaneous	\$2	\$ -	0.00
Fire Authority Funding	\$803,444	\$ 21,466,421	99.91
<b>TOTAL:</b>	<b>\$804,189</b>	<b>\$ 21,499,921</b>	<b>100.00</b>

Central Yavapai Fire District  
FY 2021 - 2022  
General Fund Expenditures  
Period Ending 02/28/22





**CENTRAL YAVAPAI FIRE DISTRICT**  
**GENERAL FUND - FEBRUARY 2022**

Real Estate Taxes:	\$	252,528.35
UPP Taxes:	\$	10,061.11
FDAT:	\$	5,784.86
Interest Received:	\$	-
Fire District Deposits:	\$	5,124.13
Other:	\$	-
<hr/>		
TOTAL:	\$	273,498.45
<hr/>		

Transferred to CAFMA:	\$	803,444.41
-----------------------	----	------------



# Yavapai County Treasurer

## Monthly Statement

Date Range: 2/1/2022 to 2/28/2022

Account	Period	YTD		
<b>6060040000</b>	<b>Central Yavapai Fire Dist GF</b>			
Begin Balance:	1,146,644.60	688,666.28		
Income:	273,498.45	14,586,002.33		
LOC Advance:	.00	.00		
Expense:	(804,188.80)	(14,658,714.36)	LOC:	.00
LOC Payments:	.00	.00	Warrants Outstanding:	.00
Cash Balance:	615,954.25	615,954.25	End:	615,954.25



# Yavapai County Treasurer

## Monthly Statement

Date Range: 2/1/2022 to 2/28/2022

Monthly Statement Summary				
Source Code	Description		MTDAmount	YTDAmount
<b>6060040000</b>	<b>Central Yavapai Fire Dist GF</b>	<b>Beginning Balance:</b>	<b>1,146,644.60</b>	<b>688,666.28</b>
11100.2011	2011 Real Estate Taxes		.00	.93
11100.2012	2012 Real Estate Taxes		.00	3.27
11100.2013	2013 Real Estate Taxes		3.74	10.96
11100.2014	2014 Real Estate Taxes		3.78	11.12
11100.2015	2015 Real Estate Taxes		3.98	15.69
11100.2016	2016 Real Estate Taxes		1.90	8.22
11100.2017	2017 Real Estate Taxes		1.92	8.40
11100.2018	2018 Real Estate Taxes		44.29	127.00
11100.2019	2019 Real Estate Taxes		124.22	120.77
11100.2020	2020 Real Estate Taxes		44,913.42	234,193.98
11100.2021	2021 Real Estate Taxes		207,431.10	13,751,565.83
12100.2007	2007 Personal Property Taxes		.00	27.35
12100.2010	2010 Personal Property Taxes		.00	125.37
12100.2011	2011 Personal Property Taxes		.00	282.53
12100.2012	2012 Personal Property Taxes		3.19	372.61
12100.2013	2013 Personal Property Taxes		.00	367.96
12100.2014	2014 Personal Property Taxes		.00	351.53
12100.2015	2015 Personal Property Taxes		.00	471.71
12100.2016	2016 Personal Property Taxes		.00	404.67
12100.2017	2017 Personal Property Taxes		.00	549.04
12100.2018	2018 Personal Property Taxes		138.34	725.85
12100.2019	2019 Personal Property Taxes		188.79	1,157.32
12100.2020	2020 Personal Property Taxes		245.27	12,160.01
12100.2021	2021 Personal Property Taxes		9,485.52	248,076.97
31115.0	BOS Sale-Taxes		.00	15.88
37122.0	Fire District Deposit		5,124.13	40,635.54
37150.0	FDAT Distributions		5,784.86	276,302.57
38109.0	Interest on Investments St Treas		.00	1,911.75
38113.0	Interest on Investments-Wells Fargo		.00	361.81
7376.0	Transfer in		.00	15,635.69
90002.0	Interest Pd on Tax Roll Corrections		(1.89)	(49.49)
91032.0	Warrants Redeemed		(742.50)	(7,333.56)
91702.0	Transfer out		(803,444.41)	(14,651,331.31)
		<b>Ending Balance:</b>	<b>615,954.25</b>	<b>615,954.25</b>

Monthly Statement Detail				
Date	Notes	Doc #	Amount	C/D



# Yavapai County Treasurer

## Monthly Statement

Date Range: 2/1/2022 to 2/28/2022

6060040000 Central Yavapai Fire Dist GF			Beginning Balance: 1,146,644.60	
11100.2013 2013 Real Estate Taxes			Source Code Total: 3.74	
02/16	Tax Distribution	0	3.74	C
11100.2014 2014 Real Estate Taxes			Source Code Total: 3.78	
02/16	Tax Distribution	0	3.78	C
11100.2015 2015 Real Estate Taxes			Source Code Total: 3.98	
02/16	Tax Distribution	0	3.98	C
11100.2016 2016 Real Estate Taxes			Source Code Total: 1.90	
02/16	Tax Distribution	0	1.90	C
11100.2017 2017 Real Estate Taxes			Source Code Total: 1.92	
02/16	Tax Distribution	0	1.92	C
11100.2018 2018 Real Estate Taxes			Source Code Total: 44.29	
02/16	Tax Distribution	0	44.29	C
11100.2019 2019 Real Estate Taxes			Source Code Total: 124.22	
02/16	Tax Distribution	0	124.22	C
11100.2020 2020 Real Estate Taxes			Source Code Total: 44,913.42	
02/01	Tax Distribution	0	28.84	C
02/01	Tax Distribution	0	1.31	C
02/01	Tax Distribution	0	1,282.22	C
02/02	Tax Distribution	0	222.58	C
02/03	Tax Distribution	0	329.94	C
02/04	Tax Distribution	0	67.10	C
02/04	Tax Distribution	0	247.06	C
02/07	Tax Distribution	0	7.49	C
02/07	Tax Distribution	0	1,743.09	C
02/07	Tax Distribution	0	838.38	C
02/16	Tax Distribution	0	39,733.62	C
02/24	Tax Distribution	0	411.79	C
11100.2021 2021 Real Estate Taxes			Source Code Total: 207,431.10	
02/01	Tax Distribution	0	281.64	C
02/01	Tax Distribution	0	901.12	C
02/01	Tax Distribution	0	3,899.06	C
02/02	Tax Distribution	0	423.39	C
02/02	Tax Distribution	0	5,382.16	C
02/02	Tax Distribution	0	2,239.84	C
02/02	Tax Distribution	0	4,404.26	C
02/02	Tax Distribution	0	2,752.88	C
02/03	Tax Distribution	0	(899.38)	C
02/03	Tax Distribution	0	5,560.96	C
02/03	Tax Distribution	0	493.49	C
02/04	Tax Distribution	0	10,621.05	C
02/04	Tax Distribution	0	826.84	C
02/07	Tax Distribution	0	9,840.07	C



# Yavapai County Treasurer

## Monthly Statement

Date Range: 2/1/2022 to 2/28/2022

02/07	Tax Distribution	0	(70.08)	C
02/07	Tax Distribution	0	5,578.20	C
02/07	Tax Distribution	0	1,845.11	C
02/08	Tax Distribution	0	2,211.55	C
02/08	Tax Distribution	0	6,452.85	C
02/08	Tax Distribution	0	159.09	C
02/09	Tax Distribution	0	3,983.94	C
02/09	Tax Distribution	0	4,979.07	C
02/09	Tax Distribution	0	(100.25)	C
02/09	Tax Distribution	0	591.55	C
02/09	Tax Distribution	0	742.76	C
02/10	Tax Distribution	0	3,886.46	C
02/10	Tax Distribution	0	642.86	C
02/11	Tax Distribution	0	6,050.78	C
02/14	Tax Distribution	0	(1,832.15)	C
02/14	Tax Distribution	0	2,140.53	C
02/14	Tax Distribution	0	2,246.74	C
02/15	Tax Distribution	0	1,201.79	C
02/15	Tax Distribution	0	6,501.73	C
02/15	Tax Distribution	0	4,261.44	C
02/16	Tax Distribution	0	3,458.79	C
02/16	Tax Distribution	0	2,246.88	C
02/16	Tax Distribution	0	7,982.33	C
02/17	Tax Distribution	0	9,522.39	C
02/17	Tax Distribution	0	.66	C
02/17	Tax Distribution	0	917.10	C
02/18	Tax Distribution	0	5,860.64	C
02/18	Tax Distribution	0	1,735.13	C
02/22	Tax Distribution	0	2,125.44	C
02/22	Tax Distribution	0	(245.14)	C
02/22	Tax Distribution	0	8,283.13	C
02/22	Tax Distribution	0	989.57	C
02/22	Tax Distribution	0	663.45	C
02/23	Tax Distribution	0	(547.72)	C
02/23	Tax Distribution	0	5,864.80	C
02/24	Tax Distribution	0	7,025.32	C
02/24	Tax Distribution	0	7,602.21	C
02/24	Tax Distribution	0	9,133.68	C
02/25	Tax Distribution	0	7,800.83	C
02/25	Tax Distribution	0	506.00	C
02/28	Tax Distribution	0	571.94	C
02/28	Tax Distribution	0	25,670.19	C
02/28	Tax Distribution	0	2,062.13	C



# Yavapai County Treasurer

## Monthly Statement

Date Range: 2/1/2022 to 2/28/2022

12100.2012 2012 Personal Property Taxes			Source Code Total: 3.19	
02/11	Tax Distribution	0	3.19	C
12100.2018 2018 Personal Property Taxes			Source Code Total: 138.34	
02/01	Tax Distribution	0	109.70	C
02/28	Tax Distribution	0	28.64	C
12100.2019 2019 Personal Property Taxes			Source Code Total: 188.79	
02/01	Tax Distribution	0	109.15	C
02/02	Tax Distribution	0	19.01	C
02/17	Tax Distribution	0	31.78	C
02/28	Tax Distribution	0	28.85	C
12100.2020 2020 Personal Property Taxes			Source Code Total: 245.27	
02/01	Tax Distribution	0	108.14	C
02/02	Tax Distribution	0	.08	C
02/16	Tax Distribution	0	71.20	C
02/22	Tax Distribution	0	36.94	C
02/28	Tax Distribution	0	28.91	C
12100.2021 2021 Personal Property Taxes			Source Code Total: 9,485.52	
02/01	Tax Distribution	0	105.88	C
02/01	Tax Distribution	0	210.54	C
02/01	Tax Distribution	0	.69	C
02/01	Tax Distribution	0	230.09	C
02/02	Tax Distribution	0	168.77	C
02/02	Tax Distribution	0	1,659.93	C
02/03	Tax Distribution	0	72.59	C
02/07	Tax Distribution	0	199.61	C
02/07	Tax Distribution	0	2.10	C
02/08	Tax Distribution	0	91.55	C
02/08	Tax Distribution	0	142.30	C
02/09	Tax Distribution	0	(7.25)	C
02/10	Tax Distribution	0	162.66	C
02/11	Tax Distribution	0	111.35	C
02/15	Tax Distribution	0	58.98	C
02/15	Tax Distribution	0	1,470.26	C
02/16	Tax Distribution	0	87.24	C
02/16	Tax Distribution	0	17.46	C
02/16	Tax Distribution	0	26.14	C
02/17	Tax Distribution	0	57.27	C
02/18	Tax Distribution	0	257.20	C
02/22	Tax Distribution	0	3,412.90	C
02/23	Tax Distribution	0	27.61	C
02/24	Tax Distribution	0	244.60	C
02/24	Tax Distribution	0	30.86	C
02/24	Tax Distribution	0	225.99	C



# Yavapai County Treasurer

## Monthly Statement

Date Range: 2/1/2022 to 2/28/2022

02/28	Tax Distribution	0	418.20	C
37122.0	Fire District Deposit		Source Code Total: 5,124.13	
02/10	DEPOSIT	0	5,124.13	C
37150.0	FDAT Distributions		Source Code Total: 5,784.86	
02/01	Fire Dist Assistance Tax 0.142976	0	93.67	C
02/02	Fire Dist Assistance Tax 0.142976	0	319.52	C
02/03	Fire Dist Assistance Tax 0.142976	0	112.72	C
02/04	Fire Dist Assistance Tax 0.142976	0	274.65	C
02/07	Fire Dist Assistance Tax 0.142976	0	456.02	C
02/08	Fire Dist Assistance Tax 0.142976	0	93.65	C
02/09	Fire Dist Assistance Tax 0.142976	0	211.31	C
02/10	Fire Dist Assistance Tax 0.142976	0	367.22	C
02/11	Fire Dist Assistance Tax 0.142976	0	147.86	C
02/14	Fire Dist Assistance Tax 0.142976	0	80.54	C
02/15	Fire Dist Assistance Tax 0.142976	0	229.51	C
02/16	Fire Dist Assistance Tax 0.142976	0	1,484.69	C
02/17	Fire Dist Assistance Tax 0.142976	0	130.68	C
02/18	Fire Dist Assistance Tax 0.142976	0	215.71	C
02/22	Fire Dist Assistance Tax 0.142976	0	266.57	C
02/23	Fire Dist Assistance Tax 0.142976	0	122.35	C
02/24	Fire Dist Assistance Tax 0.142976	0	486.80	C
02/25	Fire Dist Assistance Tax 0.142976	0	193.55	C
02/28	Fire Dist Assistance Tax 0.142976	0	497.84	C
90002.0	Interest Pd on Tax Roll Corrections		Source Code Total: (1.89)	
02/01	VOID Check #78001	78001	.41	D
02/01	80546 200-04-40012 2020 Adjustment/Corr Refund	80546	(.41)	D
02/10	80649 088-04-76019 2021 Adjustment/Corr Refund	80649	(.05)	D
02/10	80651 103-32-53606 2021 Adjustment/Corr Refund	80651	(1.84)	D
91032.0	Warrants Redeemed		Source Code Total: (742.50)	
02/15	Paid Warrants	0	(742.50)	D
91702.0	Transfer out		Source Code Total: (803,444.41)	
02/16	Transfer Request per KButler	0	(803,444.41)	D
6060040000 Central Yavapai Fire Dist GF			<b>Ending Balance: 615,954.25</b>	

### Warrant Detail

Payee Name	Warrant	Amount	Issue Dt	Status Dt	Voucher
6060040000 Central Yavapai Fire Dist GF					Account Total: 742.50
Fund: 0600					Fund Total: 742.50
Status: PAID					Status Total: 742.50
/	0706001068	742.50	02/07/22	02/15/22	
		Count	Amount		
Total PAID:		1	742.50		

CENTRAL YAVAPAI FIRE DISTRICT  
Bank Reconciliation Summary  
For the Bank Statement ending: 2/28/2022

BANK CONTROL ID: CYFD - GENERAL FUND		DESC: GENERAL FUND	ACCOUNT NO: 1100
Beginning Balance:	02/01/22		\$1,146,644.60
Deposits and Credits:			\$273,498.45
Checks and Charges:			(\$804,188.80)
Adjustments:			\$0.00
Ending Balance Per Reconciliation:			<u>\$615,954.25</u>
Ending Balance Per Bank Statement:	02/28/22		\$615,954.25
* Outstanding Deposits and Credits:	02/28/22		\$0.00
* Outstanding Checks and Charges:	02/28/22		\$0.00
Ending Book Balance:			<u>\$615,954.25</u>

\* Outstanding amounts are all outstanding credits and charges dated prior or equal to the Reconciliation date.



CENTRAL YAVAPAI FIRE DISTRICT  
BR Checks and Charges Cleared  
For the Bank Statement ending: 2/28/22

CYFD		General Fund		General Fund		1100
Date	Document	Description	Module	Company	Amount	
02/07/22	706001068	Law Off. of Nicolas Cornelius	AP	CYFD	\$742.50	
02/28/22	Cash With Yav Cty	Fire Authority Funding-Februar	GL	CYFD	\$803,444.41	
02/28/22	Cash With Yav Cty	Tax Roll Corrections February	GL	CYFD	\$1.89	
TOTAL CHECKS AND CHARGES CLEARED:					\$804,188.80	

CENTRAL YAVAPAI FIRE DISTRICT  
BR Checks and Charges Outstanding  
For the Bank Statement ending:

<u>Date</u>	<u>Document</u>	<u>Description</u>	<u>Module</u>	<u>Company</u>	<u>Amount</u>
-------------	-----------------	--------------------	---------------	----------------	---------------

TOTAL CHECKS AND CHARGES OUTSTANDING:

CENTRAL YAVAPAI FIRE DISTRICT  
BR Deposits and Credits Cleared  
For the Bank Statement ending: 2/28/22

CYFD		General Fund			1100
Date	Document	Description	Module	Company	Amount
02/10/22	5134	Deposit	AR	CYFD	\$5,124.13
02/28/22	Cash With Yav Cty	Tax Revenue February 2022	GL	CYFD	\$268,374.32
TOTAL DEPOSITS AND CREDITS CLEARED:					\$273,498.45

CENTRAL YAVAPAI FIRE DISTRICT  
BR Deposits and Credits Outstanding  
For the Bank Statement ending:

Date	Document	Description	Module	Company	Amount
------	----------	-------------	--------	---------	--------

TOTAL DEPOSITS AND CREDITS OUTSTANDING:

CENTRAL YAVAPAI FIRE DISTRICT  
Bank Reconciliation Register

Document Number	Date	BR Status	Void?	Description	Date Cleared	Amount
-----------------	------	-----------	-------	-------------	--------------	--------

MODULE: CHECKS FROM ACCOUNTS PAYABLE

BANK CONTROL ID: CYFD - GENERAL FUND						
706001068	02/07/22	Marked	No	Law Off. of Nicolas Cornelius	03/09/22	\$742.50
SUB TOTAL FOR BANK:						\$742.50
TOTAL FOR MODULE:						\$742.50

MODULE: DEPOSITS FROM ACCOUNTS RECEIVABLE

BANK CONTROL ID: CYFD - GENERAL FUND						
5134	02/10/22	Marked	No	Deposit	03/09/22	\$5,124.13
SUB TOTAL FOR BANK:						\$5,124.13
TOTAL FOR MODULE:						\$5,124.13

MODULE: JOURNAL ENTRIES FROM GENERAL LEDGER

BANK CONTROL ID: CYFD - GENERAL FUND						
Cash With Yav Cty	02/28/22	Marked	No	Fire Authority Funding-Februar	03/09/22	\$803,444.41
Cash With Yav Cty	02/28/22	Marked	No	Tax Revenue February 2022	03/09/22	\$268,374.32
Cash With Yav Cty	02/28/22	Marked	No	Tax Roll Corrections February	03/09/22	\$1.89
SUB TOTAL FOR BANK:						\$1,071,820.62
TOTAL FOR MODULE:						\$1,071,820.62

CENTRAL YAVAPAI FIRE DISTRICT  
BR Adjustments Report  
For the Bank Statement ending:

Date	Document	Description	GL Account	Offset Amt	Adj. Amt
------	----------	-------------	------------	------------	----------

DOCUMENT:

ADJUSTMENT DOCUMENT " TOTAL:

TOTAL FOR ALL ADJUSTMENTS:

3/9/22  
1:29:25 PM

**CENTRAL YAVAPAI FIRE DISTRICT**  
Income Statement  
(Original Budget to Actual Comparison)  
For the period of 2/1/2022 Through 2/28/2022

	Account	Actual	Current Period Budget	Variance	%	Actual	Year To Date Budget	Variance	%
<b><u>Revenues</u></b>									
Real Estate Tax	400000000	\$252,528.35	\$0.00	\$252,528.35	0.0%	\$13,986,066.17	\$21,044,253.00	\$(7,058,186.83)	(33.5)%
Personal Property Tax	410000000	10,061.11	0.00	10,061.11	0.0	265,072.92	0.00	265,072.92	0.0
Fire District Assistance Tax	420000000	5,784.86	0.00	5,784.86	0.0	276,302.57	400,000.00	(123,697.43)	(30.9)
Tax Revenue - Other	425000000	0.00	0.00	0.00	0.0	15,651.57	0.00	15,651.57	0.0
Cell Tower Lease Revenue	477500000	5,124.13	0.00	5,124.13	0.0	44,853.98	55,668.00	(10,814.02)	(19.4)
Interest Income-General Fund	490000000	0.00	0.00	0.00	0.0	2,273.56	0.00	2,273.56	0.0
<b>Net Revenues</b>		<b>\$273,498.45</b>	<b>\$0.00</b>	<b>\$273,498.45</b>	<b>0.0 %</b>	<b>\$14,590,220.77</b>	<b>\$21,499,921.00</b>	<b>\$(6,909,700.23)</b>	<b>(32.1)%</b>
<b><u>Personnel Expenses</u></b>									
Fire Authority Funding	670010000	\$803,444.41	\$0.00	\$(803,444.41)	0.0%	\$14,651,331.31	\$21,466,421.00	\$6,815,089.69	31.7%
<b>Total Personnel Expenses</b>		<b>\$803,444.41</b>	<b>\$0.00</b>	<b>\$(803,444.41)</b>	<b>0.0 %</b>	<b>\$14,651,331.31</b>	<b>\$21,466,421.00</b>	<b>\$6,815,089.69</b>	<b>31.7 %</b>
<b><u>Service Expenses</u></b>									
Audit & Accounting	640010000	\$0.00	\$0.00	\$0.00	0.0%	\$4,000.00	\$7,500.00	\$3,500.00	46.7%
Other Prof Services/Admin	640510000	0.00	0.00	0.00	0.0	15.00	0.00	(15.00)	0.0
Legal Services - Routine	641010000	405.00	0.00	(405.00)	0.0	2,430.00	5,000.00	2,570.00	51.4
Legal Services - Non-Routine	641010600	337.50	0.00	(337.50)	0.0	337.50	0.00	(337.50)	0.0
Fire Board Expenses	644110000	0.00	0.00	0.00	0.0	551.06	1,000.00	448.94	44.9
Misc/Admin	661010000	1.89	0.00	(1.89)	0.0	49.49	0.00	(49.49)	0.0
<b>Total Service Expenses</b>		<b>\$744.39</b>	<b>\$0.00</b>	<b>\$(744.39)</b>	<b>0.0 %</b>	<b>\$7,383.05</b>	<b>\$13,500.00</b>	<b>\$6,116.95</b>	<b>45.3 %</b>
<b>Total Expenses</b>		<b>\$804,188.80</b>		<b>\$(804,188.80)</b>		<b>\$14,658,714.36</b>	<b>\$21,479,921.00</b>	<b>\$6,821,206.64</b>	<b>31.8%</b>
<b>Income (Loss) from Operations</b>		<b>\$(530,690.35)</b>	<b>\$0.00</b>	<b>\$(530,690.35)</b>	<b>0.0%</b>	<b>\$(68,493.59)</b>	<b>\$20,000.00</b>	<b>\$(88,493.59)</b>	<b>(442.5)%</b>
<b><u>Contingency</u></b>									
Funded Contingency/Admin	780010000	\$0.00	\$0.00	\$0.00	0.0%	\$0.00	\$(20,000.00)	\$20,000.00	100.0%
<b>Total Contingency</b>		<b>\$0.00</b>	<b>\$0.00</b>	<b>\$0.00</b>	<b>0.0 %</b>	<b>\$0.00</b>	<b>\$(20,000.00)</b>	<b>\$20,000.00</b>	<b>100.0 %</b>
<b>Net Income (Loss)</b>		<b>\$(530,690.35)</b>	<b>\$0.00</b>	<b>\$(530,690.35)</b>	<b>0.0%</b>	<b>\$(68,493.59)</b>	<b>\$0.00</b>	<b>\$(68,493.59)</b>	<b>0.0%</b>

3/9/22  
1:30:01 PM

**CENTRAL YAVAPAI FIRE DISTRICT**

Balance Sheet  
As of 2/28/2022

**Assets**

**Current Assets**

Cash with Yavapai County	\$615,954.25	
Taxes Receivable	350,004.50	
Misc. Receivables	3,371.65	
Total Current Assets		\$969,330.40
<b>Total Assets</b>		<b>\$969,330.40</b>

**Liabilities and Net Assets**

**Current Liabilities**

Accounts Payable	\$2,048.00	
Deferred Revenue	228,141.00	
Total Current Liabilities		\$230,189.00
<b>Total Liabilities</b>		<b>\$230,189.00</b>

**Net Assets**

Fund Balance	\$807,634.99	
Current Year Net Assets	(68,493.59)	
<b>Total Net Assets</b>		<b>739,141.40</b>
<b>Total Liabilities and Net Assets</b>		<b>\$969,330.40</b>



**CENTRAL YAVAPAI FIRE DISTRICT**  
GL Account Ledger - Detail By Period  
2/1/2022 through 2/28/2022

Batch	Journal	Entry #	Date	Job	Document	Description	Debits	Credits	Balance
<b>1100.0.0.000</b>					<b>CASH WITH YAVAPAI COUNTY</b>				<b>\$1,146,644.60</b>
4938	CD	1489364	02/07/22		706001068	Law Off. of Nicolas Cornelius - Cash Disbursement CORNIC	-	742.50	1,145,902.10
4941	CR	1489373	02/10/22		3324336730	AT&T MOBILITY, LLC -	5,124.13	-	1,151,026.23
4942	A	1489377	02/28/22		Cash With Yav Cty	Fire Authority Funding-February 2022	-	803,444.41	347,581.82
4943	A	1489378	02/28/22		Cash With Yav Cty	Tax Revenue February 2022	268,374.32	-	615,956.14
4944	A	1489383	02/28/22		Cash With Yav Cty	Tax Roll Corrections February 2022	-	1.89	615,954.25
<b>CASH WITH YAVAPAI COUNTY TOTALS:</b>							<b>\$273,498.45</b>	<b>\$804,188.80</b>	<b>\$615,954.25</b>
<b>TOTAL OF LEDGER:</b>							<b>\$273,498.45</b>	<b>\$804,188.80</b>	<b>\$615,954.25</b>

**CENTRAL YAVAPAI FIRE DISTRICT**  
GL Trial Balance Worksheet  
For The Period of 2/1/2022 through 2/28/2022

Account	Description	Balances				Adjustments
		Beginning	Debits	Credits	Ending	
1100.0.0.000	Cash with Yavapai County	\$1,146,644.60	\$273,498.45	\$804,188.80	\$615,954.25	
TOTALS:		<u>\$1,146,644.60</u>	<u>\$273,498.45</u>	<u>\$804,188.80</u>	<u>\$615,954.25</u>	

\* Inactive accounts are marked and appear in grey.

**CENTRAL YAVAPAI FIRE DISTRICT**  
**BOND DEBT SERVICE ACCOUNT 6-60240-0000**  
**CHECK RECONCILIATION FEBRUARY, 2022**

**Reconciliation:**

Beginning Balance (CYFD):	\$	957,769.19
Deposits:	\$	16,525.48
Bank Paying Agent Fees:	\$	-
Interest Income:	\$	-
Other: Bond Interest Payment	\$	-
Other: Adj For Tax Roll Corrections	\$	(0.11)
<b>Ending Balance:</b>	<b>\$</b>	<b>974,294.56</b>

**Difference Between Balances:** \$ (0.00)

**Bank Statement Balance:**

Balance Per Bank: \$ 974,294.56

**Ending Balance:** \$ **974,294.56**

**Deposits Per Bank Statement:**

Real Estate Taxes:	\$	15,894.94
Personal Property Taxes:	\$	630.54
Interest Income:	\$	-
Other: Adj For Tax Roll Corrections	\$	0.11
<b>Ending Balance:</b>	<b>\$</b>	<b>16,525.59</b>

Reconciliation Approved By:

**Scott Freitag**

Digitally signed by Scott Freitag  
Date: 2022.03.17 15:40:32  
-07'00'

*Scott Freitag, Fire Chief*

Reconciliation Reviewed By:

**David Tharp**

Digitally signed by David Tharp  
Date: 2022.03.16 21:46:58  
-07'00'

*David Tharp, Assistant Chief of Administration*

Reconciliation Prepared By:

**Karen Mauldin**

Digitally signed by Karen Mauldin  
Date: 2022.03.09 14:54:22 -07'00'

*Karen Mauldin, Finance Manager*

**CENTRAL YAVAPAI FIRE DISTRICT**  
**BOND DEBT FUND - FEBRUARY 2022**

Real Estate Taxes:	\$	15,894.94
UPP Taxes:	\$	630.54
Interest Received:	\$	-
Other:	\$	-
<hr/>		
TOTAL:	\$	16,525.48
<hr/>		



# Yavapai County Treasurer

## Monthly Statement

Date Range: 2/1/2022 to 2/28/2022

**Central Yavapai Fire Dist BDS**  
**Fund: 6060240000**

**8603 E Eastridge Rd Ste A**  
**Prescott Valley, AZ 86314**



# Yavapai County Treasurer

## Monthly Statement

Date Range: 2/1/2022 to 2/28/2022

Account	Period	YTD		
<b>6060240000</b>	<b>Central Yavapai Fire Dist BDS</b>			
Begin Balance:	957,769.19	165,710.75		
Income:	16,525.48	887,761.08		
LOC Advance:	.00	.00		
Expense:	(.11)	(79,177.27)	LOC:	.00
LOC Payments:	.00	.00	Warrants Outstanding:	.00
Cash Balance:	974,294.56	974,294.56	End:	974,294.56



# Yavapai County Treasurer

## Monthly Statement

Date Range: 2/1/2022 to 2/28/2022

Monthly Statement Summary				
Source Code	Description		MTDAmount	YTDAmount
<b>6060240000</b>	<b>Central Yavapai Fire Dist BDS</b>	<b>Beginning Balance:</b>	<b>957,769.19</b>	<b>165,710.75</b>
11100.2011	2011 Real Estate Taxes		.00	.11
11100.2012	2012 Real Estate Taxes		.00	.39
11100.2013	2013 Real Estate Taxes		.46	1.34
11100.2014	2014 Real Estate Taxes		.40	1.16
11100.2015	2015 Real Estate Taxes		.40	1.59
11100.2016	2016 Real Estate Taxes		.18	.78
11100.2017	2017 Real Estate Taxes		.16	.72
11100.2018	2018 Real Estate Taxes		3.51	10.06
11100.2019	2019 Real Estate Taxes		8.84	8.61
11100.2020	2020 Real Estate Taxes		2,991.40	15,598.50
11100.2021	2021 Real Estate Taxes		12,889.59	854,515.18
12100.2007	2007 Personal Property Taxes		.00	2.32
12100.2010	2010 Personal Property Taxes		.00	13.84
12100.2011	2011 Personal Property Taxes		.00	33.77
12100.2012	2012 Personal Property Taxes		.38	44.89
12100.2013	2013 Personal Property Taxes		.00	44.86
12100.2014	2014 Personal Property Taxes		.00	36.95
12100.2015	2015 Personal Property Taxes		.00	47.36
12100.2016	2016 Personal Property Taxes		.00	37.61
12100.2017	2017 Personal Property Taxes		.00	46.92
12100.2018	2018 Personal Property Taxes		11.00	57.70
12100.2019	2019 Personal Property Taxes		13.43	82.39
12100.2020	2020 Personal Property Taxes		16.33	809.89
12100.2021	2021 Personal Property Taxes		589.40	15,415.30
31115.0	BOS Sale-Taxes		.00	1.06
38109.0	Interest on Investments St Treas		.00	734.76
38113.0	Interest on Investments-Wells Fargo		.00	213.02
90002.0	Interest Pd on Tax Roll Corrections		(.11)	(3.27)
92185.0	Paying Agent Fees		.00	(330.00)
92190.0	Bond Interest Payment		.00	(78,844.00)
		<b>Ending Balance:</b>	<b>974,294.56</b>	<b>974,294.56</b>

Monthly Statement Detail				
Date	Notes	Doc #	Amount	C/D
<b>6060240000</b>	<b>Central Yavapai Fire Dist BDS</b>		<b>Beginning Balance: 957,769.19</b>	
11100.2013	2013 Real Estate Taxes		Source Code Total: .46	
02/16	Tax Distribution	0	.46	C



# Yavapai County Treasurer

## Monthly Statement

Date Range: 2/1/2022 to 2/28/2022

11100.2014 2014 Real Estate Taxes			Source Code Total: .40	
02/16 Tax Distribution	0		.40	C
11100.2015 2015 Real Estate Taxes			Source Code Total: .40	
02/16 Tax Distribution	0		.40	C
11100.2016 2016 Real Estate Taxes			Source Code Total: .18	
02/16 Tax Distribution	0		.18	C
11100.2017 2017 Real Estate Taxes			Source Code Total: .16	
02/16 Tax Distribution	0		.16	C
11100.2018 2018 Real Estate Taxes			Source Code Total: 3.51	
02/16 Tax Distribution	0		3.51	C
11100.2019 2019 Real Estate Taxes			Source Code Total: 8.84	
02/16 Tax Distribution	0		8.84	C
11100.2020 2020 Real Estate Taxes			Source Code Total: 2,991.40	
02/01 Tax Distribution	0		1.92	C
02/01 Tax Distribution	0		.09	C
02/01 Tax Distribution	0		85.40	C
02/02 Tax Distribution	0		14.82	C
02/03 Tax Distribution	0		21.98	C
02/04 Tax Distribution	0		4.47	C
02/04 Tax Distribution	0		16.46	C
02/07 Tax Distribution	0		.50	C
02/07 Tax Distribution	0		116.10	C
02/07 Tax Distribution	0		55.84	C
02/16 Tax Distribution	0		2,646.39	C
02/24 Tax Distribution	0		27.43	C
11100.2021 2021 Real Estate Taxes			Source Code Total: 12,889.59	
02/01 Tax Distribution	0		17.50	C
02/01 Tax Distribution	0		56.00	C
02/01 Tax Distribution	0		242.27	C
02/02 Tax Distribution	0		26.31	C
02/02 Tax Distribution	0		334.42	C
02/02 Tax Distribution	0		139.18	C
02/02 Tax Distribution	0		273.69	C
02/02 Tax Distribution	0		171.07	C
02/03 Tax Distribution	0		(55.89)	C
02/03 Tax Distribution	0		345.54	C
02/03 Tax Distribution	0		30.66	C
02/04 Tax Distribution	0		660.00	C
02/04 Tax Distribution	0		51.38	C
02/07 Tax Distribution	0		611.48	C
02/07 Tax Distribution	0		(4.36)	C
02/07 Tax Distribution	0		346.63	C
02/07 Tax Distribution	0		114.65	C





# Yavapai County Treasurer

## Monthly Statement

Date Range: 2/1/2022 to 2/28/2022

02/08	Tax Distribution	0	137.43	C
02/08	Tax Distribution	0	400.97	C
02/08	Tax Distribution	0	9.89	C
02/09	Tax Distribution	0	247.60	C
02/09	Tax Distribution	0	309.38	C
02/09	Tax Distribution	0	(6.23)	C
02/09	Tax Distribution	0	36.76	C
02/09	Tax Distribution	0	46.15	C
02/10	Tax Distribution	0	241.52	C
02/10	Tax Distribution	0	39.95	C
02/11	Tax Distribution	0	376.01	C
02/14	Tax Distribution	0	(113.85)	C
02/14	Tax Distribution	0	133.01	C
02/14	Tax Distribution	0	139.61	C
02/15	Tax Distribution	0	74.67	C
02/15	Tax Distribution	0	404.03	C
02/15	Tax Distribution	0	264.81	C
02/16	Tax Distribution	0	214.92	C
02/16	Tax Distribution	0	139.60	C
02/16	Tax Distribution	0	496.01	C
02/17	Tax Distribution	0	591.72	C
02/17	Tax Distribution	0	.04	C
02/17	Tax Distribution	0	56.97	C
02/18	Tax Distribution	0	364.17	C
02/18	Tax Distribution	0	107.83	C
02/22	Tax Distribution	0	132.08	C
02/22	Tax Distribution	0	(15.23)	C
02/22	Tax Distribution	0	514.69	C
02/22	Tax Distribution	0	61.48	C
02/22	Tax Distribution	0	41.23	C
02/23	Tax Distribution	0	(34.03)	C
02/23	Tax Distribution	0	364.41	C
02/24	Tax Distribution	0	436.54	C
02/24	Tax Distribution	0	472.37	C
02/24	Tax Distribution	0	567.55	C
02/25	Tax Distribution	0	484.75	C
02/25	Tax Distribution	0	31.44	C
02/28	Tax Distribution	0	35.54	C
02/28	Tax Distribution	0	1,595.13	C
02/28	Tax Distribution	0	128.14	C
12100.2012 2012 Personal Property Taxes			Source Code Total: .38	
02/11	Tax Distribution	0	.38	C



# Yavapai County Treasurer

## Monthly Statement

Date Range: 2/1/2022 to 2/28/2022

12100.2018 2018 Personal Property Taxes			Source Code Total: 11.00	
02/01	Tax Distribution	0	8.72	C
02/28	Tax Distribution	0	2.28	C
12100.2019 2019 Personal Property Taxes			Source Code Total: 13.43	
02/01	Tax Distribution	0	7.77	C
02/02	Tax Distribution	0	1.35	C
02/17	Tax Distribution	0	2.26	C
02/28	Tax Distribution	0	2.05	C
12100.2020 2020 Personal Property Taxes			Source Code Total: 16.33	
02/01	Tax Distribution	0	7.20	C
02/16	Tax Distribution	0	4.74	C
02/22	Tax Distribution	0	2.46	C
02/28	Tax Distribution	0	1.93	C
12100.2021 2021 Personal Property Taxes			Source Code Total: 589.40	
02/01	Tax Distribution	0	6.58	C
02/01	Tax Distribution	0	13.08	C
02/01	Tax Distribution	0	.05	C
02/01	Tax Distribution	0	14.30	C
02/02	Tax Distribution	0	10.49	C
02/02	Tax Distribution	0	103.15	C
02/03	Tax Distribution	0	4.51	C
02/07	Tax Distribution	0	12.40	C
02/07	Tax Distribution	0	.13	C
02/08	Tax Distribution	0	5.69	C
02/08	Tax Distribution	0	8.84	C
02/09	Tax Distribution	0	(.45)	C
02/10	Tax Distribution	0	10.11	C
02/11	Tax Distribution	0	6.91	C
02/15	Tax Distribution	0	3.66	C
02/15	Tax Distribution	0	91.36	C
02/16	Tax Distribution	0	5.42	C
02/16	Tax Distribution	0	1.08	C
02/16	Tax Distribution	0	1.62	C
02/17	Tax Distribution	0	3.56	C
02/18	Tax Distribution	0	15.98	C
02/22	Tax Distribution	0	212.07	C
02/23	Tax Distribution	0	1.71	C
02/24	Tax Distribution	0	15.20	C
02/24	Tax Distribution	0	1.92	C
02/24	Tax Distribution	0	14.04	C
02/28	Tax Distribution	0	25.99	C
90002.0 Interest Pd on Tax Roll Corrections			Source Code Total: (.11)	
02/01	VOID Check #78001	78001	.03	D



# Yavapai County Treasurer

## Monthly Statement

Date Range: 2/1/2022 to 2/28/2022

02/01	80546 200-04-40012 2020 Adjustment/Corr Refund	80546	(.03)	D
02/10	80651 103-32-53606 2021 Adjustment/Corr Refund	80651	(.11)	D
6060240000 Central Yavapai Fire Dist BDS			<b>Ending Balance: 974,294.56</b>	

Central Yavapai Fire Bond Debt Service  
Bank Reconciliation Summary  
For the Bank Statement ending: 2/28/2022

BANK CONTROL ID: CYFDA - CASH/BOND BUILDING FUND		DESC: CASH/BOND BUILDING FUND	ACCOUNT NO: 1100
Beginning Balance:	02/01/22		\$957,769.19
Deposits and Credits:			\$16,525.48
Checks and Charges:			(\$0.11)
Adjustments:			\$0.00
Ending Balance Per Reconciliation:			<u>\$974,294.56</u>
Ending Balance Per Bank Statement:	02/28/22		\$974,294.56
* Outstanding Deposits and Credits:	02/28/22		\$0.00
* Outstanding Checks and Charges:	02/28/22		\$0.00
Ending Book Balance:			<u>\$974,294.56</u>

\* Outstanding amounts are all outstanding credits and charges dated prior or equal to the Reconciliation date.

Central Yavapai Fire Bond Debt Service

BR Checks and Charges Cleared

For the Bank Statement ending: 2/28/22

CYFDA		Cash/Bond Building Fund	Cash/Bond Building Fund	1100	
Date	Document	Description	Module	Company	Amount
02/28/22	Cash With Yav Cty	Tax Roll Corrections February	GL	CYFBDS	\$0.11
TOTAL CHECKS AND CHARGES CLEARED:					\$0.11

Central Yavapai Fire Bond Debt Service  
BR Checks and Charges Outstanding  
For the Bank Statement ending:

<u>Date</u>	<u>Document</u>	<u>Description</u>	<u>Module</u>	<u>Company</u>	<u>Amount</u>
-------------	-----------------	--------------------	---------------	----------------	---------------

TOTAL CHECKS AND CHARGES OUTSTANDING:

Central Yavapai Fire Bond Debt Service

BR Deposits and Credits Cleared  
For the Bank Statement ending: 2/28/22

CYFDA		Cash/Bond Building Fund	Cash/Bond Building Fund		1100
Date	Document	Description	Module	Company	Amount
02/28/22	Cash With Yav Cty	Tax Revenue February 2022	GL	CYFBDS	\$16,525.48
TOTAL DEPOSITS AND CREDITS CLEARED:					\$16,525.48

Central Yavapai Fire Bond Debt Service

BR Deposits and Credits Outstanding

For the Bank Statement ending:

Date	Document	Description	Module	Company	Amount
------	----------	-------------	--------	---------	--------

TOTAL DEPOSITS AND CREDITS OUTSTANDING:



Document Number	Date	BR Status	Void?	Description	Date Cleared	Amount
MODULE: JOURNAL ENTRIES FROM GENERAL LEDGER						
BANK CONTROL ID: CYFDA - CASH/BOND BUILDING FUND						
Cash With Yav Cty	02/28/22	Marked	No	Tax Revenue February 2022	03/09/22	\$16,525.48
Cash With Yav Cty	02/28/22	Marked	No	Tax Roll Corrections February	03/09/22	\$0.11
SUB TOTAL FOR BANK:						\$16,525.59
TOTAL FOR MODULE:						\$16,525.59

Central Yavapai Fire Bond Debt Service  
BR Adjustments Report  
For the Bank Statement ending:

Date	Document	Description	GL Account	Offset Amt	Adj. Amt
------	----------	-------------	------------	------------	----------

DOCUMENT:

ADJUSTMENT DOCUMENT " TOTAL:

TOTAL FOR ALL ADJUSTMENTS:

3/9/22  
2:41:29 PM

**Central Yavapai Fire Bond Debt Service**  
Income Statement  
(Original Budget to Actual Comparison)  
For the period of 2/1/2022 Through 2/28/2022

	Account	Actual	Current Period Budget	Variance	%	Actual	Year To Date Budget	Variance	%
<b><u>Revenues</u></b>									
Tax Revenue-Other	435000	\$0.00	\$0.00	\$0.00	0.0%	\$1.06	\$0.00	\$1.06	0.0%
<b>Net Revenues</b>		<b>\$0.00</b>	<b>\$0.00</b>	<b>\$0.00</b>	<b>0.0 %</b>	<b>\$1.06</b>	<b>\$0.00</b>	<b>\$1.06</b>	<b>0.0 %</b>
<b><u>General &amp; Administrative Expenses</u></b>									
Bond Debt Service Interest Expense	610000	\$0.11	\$0.00	\$(0.11)	0.0%	\$78,847.27	\$0.00	\$(78,847.27)	0.0%
Professional Services	640500	0.00	0.00	0.00	0.0	330.00	0.00	(330.00)	0.0
<b>Total General &amp; Administrative Expenses</b>		<b>\$0.11</b>	<b>\$0.00</b>	<b>\$(0.11)</b>	<b>0.0 %</b>	<b>\$79,177.27</b>	<b>\$0.00</b>	<b>\$(79,177.27)</b>	<b>0.0 %</b>
<b>Total Expenses</b>		<b>\$0.11</b>		<b>\$(0.11)</b>		<b>\$79,177.27</b>		<b>\$(79,177.27)</b>	
<b>Income (Loss) from Operations</b>		<b>\$(0.11)</b>	<b>\$0.00</b>	<b>\$(0.11)</b>	<b>0.0%</b>	<b>\$(79,176.21)</b>	<b>\$0.00</b>	<b>\$(79,176.21)</b>	<b>0.0%</b>
<b><u>Other Income (Expense)</u></b>									
Bond Debt Service Tax Revenue	420000	\$16,525.48	\$0.00	\$16,525.48	0.0%	\$886,812.24	\$0.00	\$886,812.24	0.0%
Bond Debt Service Interest Revenue	430000	0.00	0.00	0.00	0.0	947.78	0.00	947.78	0.0
<b>Total Other Income (Expense)</b>		<b>\$16,525.48</b>	<b>\$0.00</b>	<b>\$16,525.48</b>	<b>0.0 %</b>	<b>\$887,760.02</b>	<b>\$0.00</b>	<b>\$887,760.02</b>	<b>0.0 %</b>
<b>Net Income (Loss)</b>		<b>\$16,525.37</b>	<b>\$0.00</b>	<b>\$16,525.37</b>	<b>0.0%</b>	<b>\$808,583.81</b>	<b>\$0.00</b>	<b>\$808,583.81</b>	<b>0.0%</b>

3/9/22  
2:41:32 PM

Central Yavapai Fire Bond Debt Service  
Balance Sheet  
As of 2/28/2022

Assets

Current Assets

Cash / Bond Debt Service	\$974,294.56	
Property Tax Receivable	24,503.03	
Deferred Revenue - Prop Tax	(17,179.00)	
Total Current Assets		\$981,618.59
Total Assets		\$981,618.59

Net Assets

Retained Earnings	\$173,034.78	
Current Year Net Assets	808,583.81	
Total Net Assets		981,618.59
Total Liabilities and Net Assets		\$981,618.59

Central Yavapai Fire Bond Debt Service

GL Account Ledger - Detail By Period

2/1/2022 through 2/28/2022

Batch	Journal	Entry #	Date	Job	Document	Description	Debits	Credits	Balance
1100.00						CASH / BOND DEBT SERVICE			\$957,769.19
262	R	884	02/28/22		Cash With Yav Cty	Tax Revenue February 2022	16,525.48	-	974,294.67
263	A	888	02/28/22		Cash With Yav Cty	Tax Roll Corrections February 2022	-	0.11	974,294.56
CASH / BOND DEBT SERVICE TOTALS:							\$16,525.48	\$0.11	\$974,294.56
TOTAL OF LEDGER:							\$16,525.48	\$0.11	\$974,294.56

**Central Yavapai Fire Bond Debt Service**  
GL Trial Balance Worksheet  
For The Period of 2/1/2022 through 2/28/2022

Account	Description	Balances				Adjustments
		Beginning	Debits	Credits	Ending	
1100.00	Cash / Bond Debt Service	\$957,769.19	\$16,525.48	\$0.11	\$974,294.56	
TOTALS:		<u>\$957,769.19</u>	<u>\$16,525.48</u>	<u>\$0.11</u>	<u>\$974,294.56</u>	

\* Inactive accounts are marked and appear in grey.