

AGENDA

**Central Arizona Fire and Medical Authority
Chino Valley Fire District Board of Directors
CV Regular Meeting**

Monday, March 28, 2022, 4:00 pm - 4:30 pm

**Central Arizona Fire and Medical Authority, Administration, 8603 E. Eastridge Drive,
Prescott Valley**

NOTICE OF MEETING

Pursuant to A.R.S. § 38-431.02, notice is hereby given to the members of the Chino Valley Fire District Board of Directors and the general public that the **Chino Valley Fire District** will hold a meeting open to the public on **Monday, March 28, 2022 at 4:00 p.m.** The meeting will be held at the **Central Arizona Fire and Medical Authority, Administration, 8603 E. Eastridge Drive, Prescott Valley, Arizona.** The Board may vote to go into Executive Session on any agenda item, pursuant to A.R.S. §38-431.03(A)(3) for discussion and consultation for legal advice with the District's Attorney on matters as set forth in the agenda item. The following topics and any variables thereto, will be subject to Board consideration, discussion, approval, or other action. All items are set for possible action. Members may attend in person or via remote methods of communication.

1. CALL TO ORDER / ROLL CALL OF BOARD MEMBERS
2. PLEDGE OF ALLEGIANCE
3. CALL TO THE PUBLIC

In accordance with A.R.S. §38-431.01(H) and as a matter of policy, the Chino Valley Fire District Board has decided to allow public comments as time permits. Therefore, those wishing to address the Board regarding an issue within the jurisdiction of this public body may do so in an orderly manner that includes completing a Call to the Public Form and submitting it to staff for the record. If a written statement is being read, please provide a copy to ensure it is entered into the record accurately. Individuals will be limited to speak for three (3) minutes and Call to the Public shall not exceed 15 minutes per meeting.

4. CONSENT AGENDA

All matters listed under consent agenda are considered to be routine by the Chino Valley Fire District Board and will be enacted by one motion. There will be no separate discussion on these items. Any item may be removed by a Board member and will be considered separately for motion, discussion and action.

- A. Approve Regular Session Minutes - December 16, 2021
- B. Approve Executive Session Minutes - December 16, 2021
- C. Approve September 2021 General Fund and Bond Debt Service Financials
- D. Approve October 2021 General Fund and Bond Debt Service Financials
- E. Approve December 2021 General Fund and Bond Debt Service Financials
- F. Approve January 2022 General Fund and Bond Debt Service Financials
- G. Approve February 2022 General Fund and Bond Debt Service Financials

H. Approve Annexation and Resolution 2022-01, Mann, 140 W. Anasazi Trail, Parcel 304-01-203A

I. Approve Annexation and Resolution 2022-02, Lewis, 25500 N. Monarch Ranch Road, Parcel 305-01-008J

5. NEW BUSINESS

A. Discussion and Possible Direction to Staff Regarding Budget Update and Scheduling of April Budget Work Study Session

6. ADJOURNMENT

Disabled persons needing reasonable accommodations should call 928-772-7711 prior to the scheduled meeting.

MINUTES

**Chino Valley Fire District Board of Directors Regular Meeting
Thursday, December 16, 2021, 4:00 pm - 4:30 pm
Central Arizona Fire and Medical Authority, Administration, 8603 E. Eastridge
Drive, Prescott Valley**

In-Person Attendance

Cynthia Gentle; Dave Dobbs; Dave Tharp; Kathy Goodman; Owen Mills; Scott
A Freitag; Susanne Dixon

Remote Attendance

Nicolas Cornelius

Not In Attendance

Cyndy Dicus; Lorette Brashear

NOTICE OF MEETING

Pursuant to A.R.S. § 38-431.02, notice is hereby given to the members of the Chino Valley Fire District Board of Directors and the general public that the **Chino Valley Fire District** will hold a meeting open to the public on **Thursday, December 16, 2021 at 4:00 p.m.** The meeting will be held at the **Central Arizona Fire and Medical Authority, Administration, 8603 E. Eastridge Drive, Prescott Valley, Arizona.** The Board may vote to go into Executive Session on any agenda item, pursuant to A.R.S. §38-431.03(A)(3) for discussion and consultation for legal advice with the District's Attorney on matters as set forth in the agenda item. The following topics and any variables thereto, will be subject to Board consideration, discussion, approval, or other action. All items are set for possible action. Members may attend in person or via remote methods of communication.

1. CALL TO ORDER / ROLL CALL OF BOARD MEMBERS

Clerk Dobbs called the meeting to order at 4:02 p.m.

2. PLEDGE OF ALLEGIANCE

Clerk Dobbs led the Pledge of Allegiance.

3. NEW BUSINESS

A. Discussion and Possible Action Regarding Election of Fire Board Chairperson and Board Clerk

Director Dobbs made a motion to nominate Cyndy Dicus for Board Chair, the motion was seconded by Director Gentle.

There were no other nominations; motion passed unanimously.

Director Gentle made a motion to nominate Dave Dobbs for Clerk, the motion was seconded by Director Mills.

There were no other nominations; motion passed unanimously.

- B. Presentation, Discussion, and Acceptance of FY 2021 Audit Report as Presented by Henry & Horne

Noemi Barter from Henry + Horne presented the Fiscal Year 2021 Audit Report via Zoom. All statements in reports are management statements that are tested by the auditors to determine if they are materially correct and fair. Henry + Horne found that statements are presented fairly and have reported a clean opinion.

Director Mills inquired about a missing first page in the Representation Letter. Chief Tharp responded that it is the signed letter of material disclosure and that Staff will make sure it is updated for the records.

Motion to accept the audit presented by Henry + Horne.

Move: Owen Mills Second: Cynthia Gentle Status: Passed

Yes: Dave Dobbs, Cynthia Gentle, Owen Mills

4. CALL TO THE PUBLIC

In accordance with A.R.S. §38-431.01(H) and as a matter of policy, the Chino Valley Fire District Board has decided to allow public comments as time permits. Therefore, those wishing to address the Board regarding an issue within the jurisdiction of this public body may do so in an orderly manner that includes completing a Call to the Public Form and submitting it to staff for the record. If a written statement is being read, please provide a copy to ensure it is entered into the record accurately. Individuals will be limited to speak for three (3) minutes and Call to the Public shall not exceed 15 minutes per meeting.

There were no public comments.

5. CONSENT AGENDA

All matters listed under consent agenda are considered to be routine by the Chino Valley Fire District Board and will be enacted by one motion. There will be no separate discussion on these items. Any item may be removed by a Board member and will be considered separately for motion, discussion and action.

- A. Approve Regular Session Minutes - September 27, 2021
- B. Approve General Fund Financial Statements
- C. Approve Bond Debt Service Financials
- D. Approve Annexation and Resolution 2021-08, Canavarro, 1500 E. Prescott Ranch Rd., Parcel 305-01-020N

Motion to approve the Consent Agenda.

Move: Cynthia Gentle Second: Owen Mills Status: Passed

Yes: Dave Dobbs, Cynthia Gentle, Owen Mills

6. VOTE TO GO INTO EXECUTIVE SESSION

Motion to go into Executive Session at 4:16 p.m.

Move: Cynthia Gentle Second: Owen Mills Status: Passed

Yes: Dave Dobbs, Cynthia Gentle, Owen Mills

A. Legal Advice Pursuant to A.R.S. §38-431.03(A)(3) Regarding Marijuana Tax Payments

7. NEW BUSINESS, CONTINUED

A. Discussion and Possible Action Regarding Marijuana Tax Payments

Reconvened into Open Session at 4:26 p.m.

Clerk Dobbs stated that Staff has their direction, which is to continue moving forward.

Attorney Cornelius will notify the Board if a Special Meeting is required.

B. Discussion and Possible Approval of Budget Development Schedule

Chief Tharp explained that the annual budget schedule gives the Board an overall view of the budget process in order to meet obligations set forth by the County and the State. He also noted that there will be a Budget Work Study scheduled in the beginning of April 2022.

Motion to approve the Budget Development Schedule.

Move: Cynthia Gentle Second: Owen Mills Status: Passed

Yes: Dave Dobbs, Cynthia Gentle, Owen Mills

8. ADJOURNMENT

Motion to adjourn at 4:28 p.m.

Move: Cynthia Gentle Second: Owen Mills Status: Passed

Yes: Dave Dobbs, Cynthia Gentle, Owen Mills

The Chino Valley Fire District Board of Directors have reviewed and approved the following monthly financial documents to include Income Statements, Balance Sheets, and Bank Reconciliations with supporting documents, Revenue and Expenditure Graphs, and Cash Flow Projections in compliance with ARS §48-805, 807:

CVFD General Fund

CVFD Bond Debt Service

Fire Board Chairperson	Date
------------------------	------

Fire Board Clerk	Date
------------------	------

Signature indicating approval on next page.

CHINO VALLEY FIRE DISTRICT
GENERAL FUND - CHECK RECONCILIATION SEPTEMBER 2021

Reconciliation:

Beginning Balance:	\$	121,247.99
Deposits:	\$	59,176.16
Transfer Out - Fire Authority:	\$	(12,872.38)
Interest Paid on Tax Roll Correct:	\$	(3.29)
Adjustment:	\$	-
Reversing Entry:	\$	-
Disbursements:	\$	-
Ending Balance:	\$	167,548.48

Difference Between Balances: \$ -

Bank Statement Balance:

Balance Per Bank:	\$	167,548.48
Outstanding Checks:	\$	-
Outstanding Deposits:	\$	-
Reversing Entry:	\$	-

Ending Balance: \$ 167,548.48

G/L Ending Balance: \$ 167,548.48

\$ 167,548.48

Deposits Per Bank Statement:

Real Estate Taxes:	\$	51,475.91
Personal Property Taxes:	\$	2,963.56
Fire District Assistance Tax:	\$	4,669.06
Fire District Deposit:	\$	-
Transfer Out-Fire Authority:	\$	12,872.38
ADOT & Fish and Game In Lieu:	\$	-
Interest Paid - Tax Roll Corrections	\$	3.29
Adjustment:	\$	-
Interest Income:	\$	67.63
Adjustments: Warrants Issued	\$	-
Ending Balance:	\$	72,051.83

Bank Reconciliation Register:

Checks From Accounts Payable: \$ -

Total Checks: \$ -


Deposits From Accounts Receivable: \$ -
Journal Entries From General Ledger: \$ 72,051.83

Ending Balance: \$ 72,051.83

Reconciliation Approved By:

Scott Freitag


Scott Freitag, Fire Chief

 Digitally signed by Scott Freitag
Date: 2021.10.18 09:10:14 -07'00'

Reconciliation Reviewed By:

Dave Tharp

David Tharp, Assistant Chief of Administration

 Digitally signed by Dave Tharp
Date: 2021.10.15 22:08:56 -07'00'

Reconciliation Prepared By:

Karen Butler Mauldin

Karen Butler Mauldin, Finance Manager

 Digitally signed by Karen Butler Mauldin
Date: 2021.10.14 10:19:45 -07'00'

CHINO VALLEY FIRE DISTRICT
General Fund Tax Collection Information

Total Levy Month	FY 16-17 \$3,547,699 Collected	FY 17-18 \$3,707,996 Collected	FY 18-19 \$3,926,501 Collected	FY 19-20 \$4,190,442 Collected	FY 20-21 \$4,497,237 Collected	FY 21-22 \$4,833,636 Collected
July	\$10,160	\$24,936	\$21,890	\$14,597	\$42,316	\$26,983
%	0.286%	0.672%	0.557%	0.348%	0.941%	0.558%
% To Date	0.2864%	0.6725%	0.5575%	0.3483%	0.9409%	0.5582%
August	\$18,803	\$10,622	\$12,226	\$10,746	\$15,526	\$11,257
%	0.530%	0.286%	0.311%	0.256%	0.345%	0.233%
% To Date	0.8164%	0.9590%	0.8688%	0.6048%	1.2862%	0.7911%
September	\$182,315	\$178,141	\$25,209	\$30,894	\$8,143	\$54,439
%	5.139%	4.804%	0.642%	0.737%	0.181%	1.126%
% To Date	5.9553%	5.7632%	1.5109%	1.3420%	1.4673%	1.9174%
October	\$834,512	\$1,503,325	\$1,610,381	\$1,807,742	\$1,780,309	\$0
%	23.523%	40.543%	41.013%	43.140%	39.587%	0.000%
% To Date	29.4779%	46.3060%	42.5240%	44.4817%	41.0540%	1.9174%
November	\$866,615	\$290,266	\$498,787	\$373,908	\$508,805	\$0
%	24.428%	7.828%	12.703%	8.923%	11.314%	0.000%
% To Date	53.9055%	54.1341%	55.2271%	53.4046%	52.3677%	1.9174%
December	\$227,672	\$223,661	\$236,727	\$286,760	\$399,155	\$0
%	6.4175%	6.0319%	6.0289%	6.8432%	8.8756%	0.0000%
% To Date	60.3229%	60.1659%	61.2560%	60.2478%	61.2433%	1.9174%
January	\$89,048	\$153,278	\$117,994	\$115,429	\$118,322	\$0
%	2.5100%	4.1337%	3.0051%	2.7546%	2.6310%	0.0000%
% To Date	62.8330%	64.2997%	64.2611%	63.0023%	63.8742%	1.9174%
February	\$94,094	\$95,262	\$54,476	\$104,991	\$88,422	\$0
%	2.6523%	2.5691%	1.3874%	2.5055%	1.9661%	0.0000%
% To Date	65.4852%	66.8688%	65.6485%	65.5078%	65.8404%	1.9174%
March	\$141,015	\$127,298	\$138,910	\$142,182	\$143,500	\$0
%	3.9748%	3.4331%	3.5377%	3.3930%	3.1908%	0.0000%
% To Date	69.4600%	70.3018%	69.1863%	68.9008%	69.0312%	1.9174%
April	\$821,855	\$794,289	\$955,634	\$983,917	\$1,082,230	\$0
%	23.1659%	21.4210%	24.3380%	23.4800%	24.0643%	0.0000%
% To Date	92.6259%	91.7228%	93.5243%	92.3809%	93.0956%	1.9174%
May	\$195,151	\$238,700	\$189,925	\$206,496	\$202,990	\$0
%	5.5008%	6.4374%	4.8370%	4.9278%	4.5137%	0.0000%
% To Date	98.1267%	98.1602%	98.3613%	97.3086%	97.6092%	1.9174%
June	\$66,097	\$80,520	\$84,895	\$49,679	\$87,815	\$0
%	1.8631%	2.1715%	2.1621%	1.1855%	1.9527%	0.0000%
% To Date	99.9898%	100.3318%	100.5234%	98.4942%	99.5619%	1.9174%
TOTALS	\$3,547,337	\$3,720,297	\$3,947,053	\$4,127,341	\$4,477,533	\$92,680
Delinquency	0.0102%	-0.3318%	-0.5234%	1.5058%	0.4381%	98.0826%

CHINO VALLEY FIRE DISTRICT
FDAT Collection Information

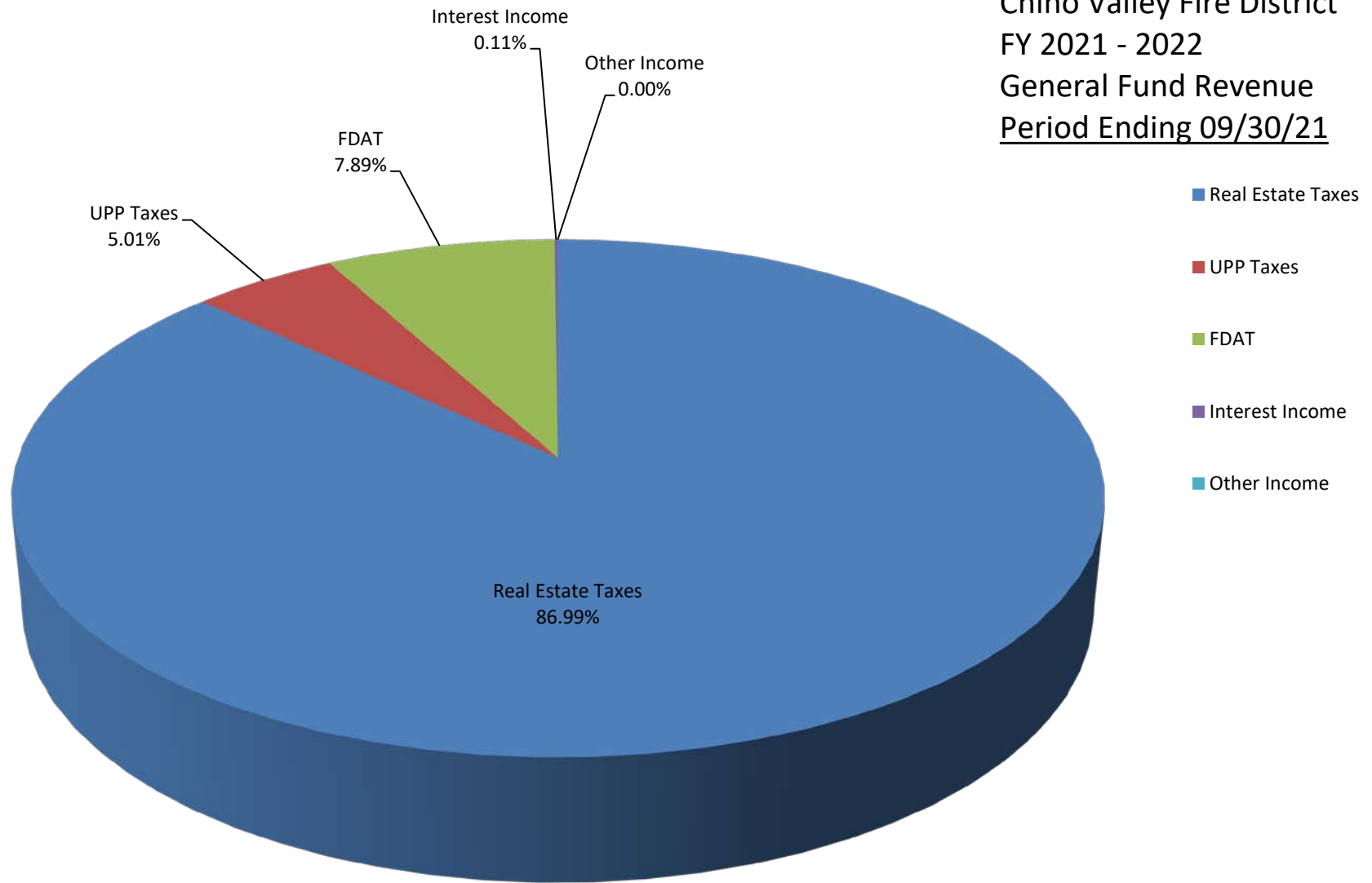
Total Levy Month	FY 16-17 \$313,900 Collected	FY 17-18 \$333,290 Collected	FY 18-19 \$333,290 Collected	FY 19-20 \$366,547 Collected	FY 20-21 \$400,000 Collected	FY 21-22 \$400,000 Collected
July	\$1,423	\$1,630	\$1,238	\$1,475	\$2,769	\$1,871
%	0.453%	0.489%	0.371%	0.403%	0.692%	0.468%
% To Date	0.4533%	0.4891%	0.3715%	0.4025%	0.6923%	0.4677%
August	\$661	\$554	\$707	\$653	\$662	\$1,498
%	0.211%	0.166%	0.212%	0.178%	0.166%	0.375%
% To Date	0.6638%	0.6553%	0.5835%	0.5806%	0.8579%	0.8422%
September	\$8,777	\$12,654	\$3,182	\$1,853	\$879	\$4,669
%	2.796%	3.797%	0.955%	0.505%	0.220%	1.167%
% To Date	3.4600%	4.4520%	1.5382%	1.0861%	1.0777%	2.0095%
October	\$86,411	\$93,081	\$139,813	\$107,270	\$160,480	\$0
%	27.528%	27.928%	41.949%	29.265%	40.120%	0.000%
% To Date	30.9881%	32.3799%	43.4877%	30.3510%	41.1979%	2.0095%
November	\$75,219	\$74,651	\$59,861	\$30,666	\$48,339	\$0
%	23.9628%	22.3983%	17.9606%	8.3663%	12.0848%	0.0000%
% To Date	54.9510%	54.7782%	61.4483%	38.7172%	53.2826%	2.0095%
December	\$24,923	\$21,663	\$25,413	\$112,035	\$39,219	\$0
%	7.9398%	6.4997%	7.6250%	30.5650%	9.8048%	0.0000%
% To Date	62.8907%	61.2779%	69.0733%	69.2822%	63.0874%	2.0095%
January	\$11,762	\$16,138	\$11,149	\$11,446	\$12,625	\$0
%	3.7471%	4.8420%	3.3450%	3.1227%	3.1562%	0.0000%
% To Date	66.6378%	66.1199%	72.4183%	72.4049%	66.2436%	2.0095%
February	\$8,291	\$8,056	\$7,409	\$10,419	\$6,657	\$0
%	2.641%	2.417%	2.223%	2.842%	1.664%	0.000%
% To Date	69.2790%	68.5368%	74.6413%	75.2473%	67.9079%	2.0095%
March	\$12,638	\$12,174	\$13,713	\$13,361	\$10,897	\$0
%	4.0263%	3.6528%	4.1143%	3.6452%	2.7242%	0.0000%
% To Date	73.3052%	72.1897%	78.7556%	78.8925%	70.6320%	2.0095%
April	\$62,586	\$63,209	\$79,859	\$85,315	\$88,842	\$0
%	19.9382%	18.9651%	23.9607%	23.2754%	22.2104%	0.0000%
% To Date	93.2434%	91.1548%	102.7164%	102.1679%	92.8424%	2.0095%
May	\$23,662	\$23,731	\$18,881	\$21,832	\$19,620	\$0
%	7.5381%	7.1201%	5.6650%	5.9561%	4.9050%	0.0000%
% To Date	100.7815%	98.2749%	108.3813%	108.1240%	97.7475%	2.0095%
June	\$4,682	\$5,094	\$5,726	\$4,474	\$6,987	\$0
%	1.4917%	1.5285%	1.7181%	1.2206%	1.7468%	0.0000%
% To Date	102.2732%	99.8034%	110.0995%	109.3446%	99.4943%	2.0095%
TOTALS	\$321,035	\$332,635	\$366,951	\$400,799	\$397,977	\$8,038
Delinquency	-2.2732%	0.1966%	-10.0995%	-9.3446%	0.5057%	97.9905%

100.0000% 100.0000% 100.0000% 100.0000% 100.0000% 100.0000%

**CHINO VALLEY FIRE DISTRICT
REVENUE GRAPH DATA**

	Revenue	Budget	%
Real Estate Taxes	\$ 51,476	\$ 4,833,636	86.99
UPP Taxes	\$ 2,964	\$ -	5.01
FDAT	\$ 4,669	\$ 400,000	7.89
Interest Income	\$ 68	\$ -	0.11
Other Income	\$ -	\$ 2,000	0.00
TOTALS:	\$ 59,176	\$ 5,235,636	100.00

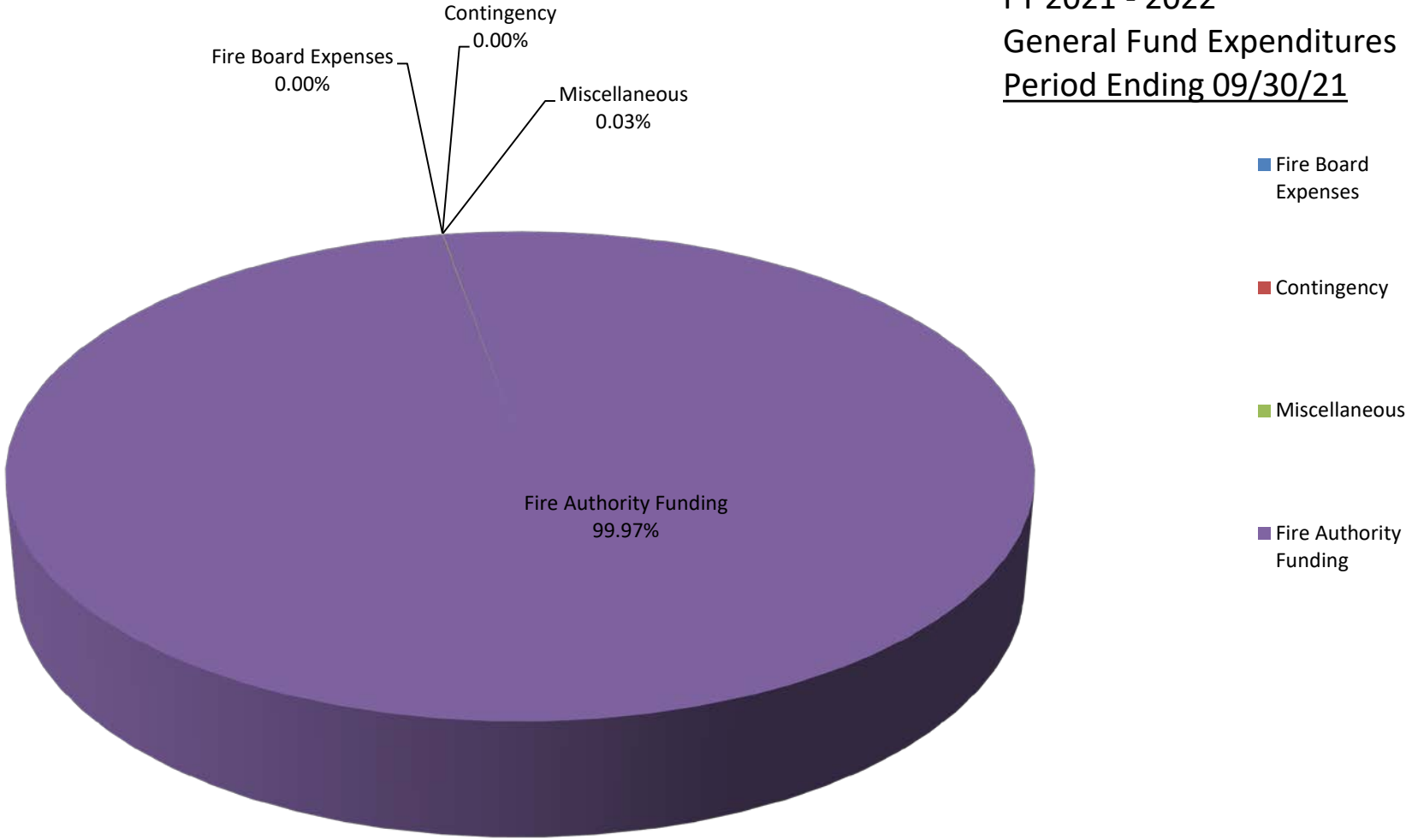
Chino Valley Fire District
FY 2021 - 2022
General Fund Revenue
Period Ending 09/30/21



**CHINO VALLEY FIRE DISTRICT
EXPENSE GRAPH DATA**

Revenue		Budget	%
Fire Board Expenses	\$ -	\$ 13,500	-
Contingency	\$ -	\$ 20,000	-
Miscellaneous	\$ 3	\$ -	0.03
Fire Authority Funding	\$ 12,872	\$ 5,222,136	99.97
TOTALS:	\$ 12,876	\$ 5,255,636	100.00

Chino Valley Fire District
FY 2021 - 2022
General Fund Expenditures
Period Ending 09/30/21



CHINO VALLEY FIRE DISTRICT
GENERAL FUND - SEPTEMBER, 2021

Real Estate Taxes:	\$	51,475.91
UPP Taxes:	\$	2,963.56
FDAT:	\$	4,669.06
Interest Received:	\$	67.63
Other:	\$	-
<hr/>		
TOTAL:	\$	59,176.16
<hr/>		

Transferred to CAFMA:	\$	12,872.38
-----------------------	----	-----------



Yavapai County Treasurer

Monthly Statement

Date Range: 9/1/2021 to 9/30/2021

Chino Valley Fire Dist GF
Fund: 6065540000



Yavapai County Treasurer

Monthly Statement

Date Range: 9/1/2021 to 9/30/2021

Account	Period	YTD		
6065540000	Chino Valley Fire Dist GF			
Begin Balance:	121,247.99	204,031.21		
Income:	59,176.16	100,949.73		
LOC Advance:	.00	.00		
Expense:	(12,875.67)	(137,432.46)	LOC:	.00
LOC Payments:	.00	.00	Warrants Outstanding:	.00
Cash Balance:	167,548.48	167,548.48	End:	167,548.48

Monthly Statement Summary

Source Code	Description		MTDAmount	YTDAmount
6065540000 Chino Valley Fire Dist GF		Beginning Balance:	121,247.99	204,031.21
11100.2019	2019 Real Estate Taxes		.00	9.33
11100.2020	2020 Real Estate Taxes		6,154.67	36,711.94
11100.2021	2021 Real Estate Taxes		45,321.24	45,321.24
12100.2005	2005 Personal Property Taxes		.00	4.44
12100.2006	2006 Personal Property Taxes		.00	19.69
12100.2015	2015 Personal Property Taxes		.00	61.45
12100.2016	2016 Personal Property Taxes		.00	86.11
12100.2017	2017 Personal Property Taxes		.00	67.89
12100.2018	2018 Personal Property Taxes		141.05	797.08
12100.2019	2019 Personal Property Taxes		281.85	1,322.16
12100.2020	2020 Personal Property Taxes		1,126.52	6,864.38
12100.2021	2021 Personal Property Taxes		1,414.14	1,414.14
37150.0	FDAT Distributions		4,669.06	8,038.01
38109.0	Interest on Investments St Treas		3.65	135.87
38113.0	Interest on Investments-Wells Fargo		63.98	96.00
90002.0	Interest Pd on Tax Roll Corrections		(3.29)	(3.39)
91032.0	Warrants Redeemed		.00	(543.56)
91702.0	Transfer out		(12,872.38)	(136,885.51)
		Ending Balance:	167,548.48	167,548.48

Monthly Statement Detail

Date	Notes	Doc #	Amount	C/D
6065540000	Chino Valley Fire Dist GF		Beginning Balance: 121,247.99	
11100.2020	2020 Real Estate Taxes		Source Code Total: 6,154.67	
09/01	Tax Distribution	0	(45.03)	C
09/01	Tax Distribution	0	24.25	C
09/02	Tax Distribution	0	.24	C
09/02	Tax Distribution	0	272.25	C
09/02	Tax Distribution	0	2.54	C
09/03	Tax Distribution	0	229.38	C



Yavapai County Treasurer

Monthly Statement

Date Range: 9/1/2021 to 9/30/2021

09/03	Tax Distribution	0	823.87	C
09/07	Tax Distribution	0	1,168.83	C
09/07	Tax Distribution	0	731.90	C
09/08	Tax Distribution	0	(14.91)	C
09/09	Tax Distribution	0	5.53	C
09/13	Tax Distribution	0	251.14	C
09/14	Tax Distribution	0	144.15	C
09/15	Tax Distribution	0	218.20	C
09/15	Tax Distribution	0	40.22	C
09/15	Tax Distribution	0	272.14	C
09/16	Tax Distribution	0	282.55	C
09/17	Tax Distribution	0	53.79	C
09/20	Tax Distribution	0	9.43	C
09/20	Tax Distribution	0	83.28	C
09/21	Tax Distribution	0	128.40	C
09/21	Tax Distribution	0	248.50	C
09/23	Tax Distribution	0	546.11	C
09/23	Tax Distribution	0	71.24	C
09/27	Tax Distribution	0	229.25	C
09/27	Tax Distribution	0	149.36	C
09/30	Tax Distribution	0	228.06	C
11100.2021 2021 Real Estate Taxes			Source Code Total: 45,321.24	
09/10	Tax Distribution	0	241.65	C
09/13	Tax Distribution	0	982.61	C
09/14	Tax Distribution	0	547.64	C
09/15	Tax Distribution	0	326.43	C
09/15	Tax Distribution	0	456.68	C
09/16	Tax Distribution	0	1,826.11	C
09/17	Tax Distribution	0	1,574.96	C
09/17	Tax Distribution	0	1,317.79	C
09/20	Tax Distribution	0	3,992.46	C
09/20	Tax Distribution	0	458.92	C
09/20	Tax Distribution	0	950.76	C
09/20	Tax Distribution	0	346.25	C
09/21	Tax Distribution	0	456.51	C
09/21	Tax Distribution	0	673.61	C
09/22	Tax Distribution	0	508.54	C
09/22	Tax Distribution	0	432.66	C
09/22	Tax Distribution	0	612.99	C
09/23	Tax Distribution	0	453.37	C
09/23	Tax Distribution	0	727.21	C
09/23	Tax Distribution	0	1,849.34	C
09/23	Tax Distribution	0	1,815.65	C



Yavapai County Treasurer

Monthly Statement

Date Range: 9/1/2021 to 9/30/2021

09/24	Tax Distribution	0	130.16	C
09/24	Tax Distribution	0	40.75	C
09/24	Tax Distribution	0	468.18	C
09/24	Tax Distribution	0	1,571.60	C
09/27	Tax Distribution	0	3,151.82	C
09/27	Tax Distribution	0	1,097.82	C
09/27	Tax Distribution	0	1,906.02	C
09/27	Tax Distribution	0	2,722.61	C
09/28	Tax Distribution	0	584.23	C
09/28	Tax Distribution	0	3,863.20	C
09/28	Tax Distribution	0	952.38	C
09/29	Tax Distribution	0	982.94	C
09/29	Tax Distribution	0	296.54	C
09/29	Tax Distribution	0	2,295.50	C
09/30	Tax Distribution	0	3,460.20	C
09/30	Tax Distribution	0	1,245.15	C
12100.2018 2018 Personal Property Taxes			Source Code Total: 141.05	
09/08	Tax Distribution	0	141.05	C
12100.2019 2019 Personal Property Taxes			Source Code Total: 281.85	
09/08	Tax Distribution	0	141.05	C
09/20	Tax Distribution	0	94.65	C
09/24	Tax Distribution	0	46.15	C
12100.2020 2020 Personal Property Taxes			Source Code Total: 1,126.52	
09/03	Tax Distribution	0	212.48	C
09/08	Tax Distribution	0	141.04	C
09/08	Tax Distribution	0	204.01	C
09/13	Tax Distribution	0	126.61	C
09/14	Tax Distribution	0	344.16	C
09/15	Tax Distribution	0	43.36	C
09/17	Tax Distribution	0	1.60	C
09/17	Tax Distribution	0	7.83	C
09/24	Tax Distribution	0	45.43	C
12100.2021 2021 Personal Property Taxes			Source Code Total: 1,414.14	
09/15	Tax Distribution	0	42.53	C
09/16	Tax Distribution	0	40.14	C
09/17	Tax Distribution	0	132.19	C
09/20	Tax Distribution	0	115.10	C
09/22	Tax Distribution	0	371.24	C
09/23	Tax Distribution	0	62.95	C
09/23	Tax Distribution	0	29.92	C
09/24	Tax Distribution	0	183.31	C
09/24	Tax Distribution	0	118.17	C
09/29	Tax Distribution	0	318.59	C



Yavapai County Treasurer

Monthly Statement

Date Range: 9/1/2021 to 9/30/2021

37150.0 FDAT Distributions			Source Code Total: 4,669.06	
09/01	Fire Dist Assistance Tax 0.142976	0	10.99	C
09/02	Fire Dist Assistance Tax 0.142976	0	21.52	C
09/03	Fire Dist Assistance Tax 0.142976	0	46.07	C
09/07	Fire Dist Assistance Tax 0.142976	0	27.96	C
09/08	Fire Dist Assistance Tax 0.142976	0	16.79	C
09/09	Fire Dist Assistance Tax 0.142976	0	5.96	C
09/10	Fire Dist Assistance Tax 0.142976	0	20.86	C
09/13	Fire Dist Assistance Tax 0.142976	0	70.58	C
09/14	Fire Dist Assistance Tax 0.142976	0	61.94	C
09/15	Fire Dist Assistance Tax 0.142976	0	297.71	C
09/16	Fire Dist Assistance Tax 0.142976	0	399.77	C
09/17	Fire Dist Assistance Tax 0.142976	0	199.44	C
09/20	Fire Dist Assistance Tax 0.142976	0	525.64	C
09/21	Fire Dist Assistance Tax 0.142976	0	142.91	C
09/22	Fire Dist Assistance Tax 0.142976	0	395.86	C
09/23	Fire Dist Assistance Tax 0.142976	0	520.14	C
09/24	Fire Dist Assistance Tax 0.142976	0	321.58	C
09/27	Fire Dist Assistance Tax 0.142976	0	689.28	C
09/28	Fire Dist Assistance Tax 0.142976	0	188.72	C
09/29	Fire Dist Assistance Tax 0.142976	0	402.66	C
09/30	Fire Dist Assistance Tax 0.142976	0	302.68	C
38109.0 Interest on Investments St Treas			Source Code Total: 3.65	
09/30	Investment Interest	0	3.65	C
38113.0 Interest on Investments-Wells Fargo			Source Code Total: 63.98	
09/30	Investment Interest	0	63.98	C
90002.0 Interest Pd on Tax Roll Corrections			Source Code Total: (3.29)	
09/01	79474 304-01-057G0 2020 Adjustment/Corr Refund	79474	(.11)	D
09/01	79474 304-01-057G0 2020 Adjustment/Corr Refund	79474	(.06)	D
09/01	79476 306-44-010F3 2020 Adjustment/Corr Refund	79476	(1.55)	D
09/01	79476 306-44-010F3 2020 Adjustment/Corr Refund	79476	(.67)	D
09/01	79479 306-60-01500 2020 Adjustment/Corr Refund	79479	(.10)	D
09/01	79480 306-60-00202 2020 Adjustment/Corr Refund	79480	(.10)	D
09/01	79481 306-60-00109 2020 Adjustment/Corr Refund	79481	(.11)	D
09/08	79537 306-60-01706 2020 Adjustment/Corr Refund	79537	(.10)	D
09/08	79545 304-01-085U1 2020 Adjustment/Corr Refund	79545	(.34)	D
09/08	79545 304-01-085U1 2020 Adjustment/Corr Refund	79545	(.15)	D
91702.0 Transfer out			Source Code Total: (12,872.38)	
09/21	E-mail transfer request 9/21/20 KBM	0	(12,872.38)	D
6065540000 Chino Valley Fire Dist GF			Ending Balance: 167,548.48	

Chino Valley Fire District
Bank Reconciliation Summary
For the Bank Statement ending: 9/30/2021

BANK CONTROL ID: GEN - GENERAL FUND		DESC: GENERAL FUND	ACCOUNT NO: 000000000000000
Beginning Balance:	09/01/21		\$121,247.99
Deposits and Credits:			\$59,176.16
Checks and Charges:			(\$12,875.67)
Adjustments:			\$0.00
Ending Balance Per Reconciliation:			<u>\$167,548.48</u>
Ending Balance Per Bank Statement:	09/30/21		\$167,548.48
* Outstanding Deposits and Credits:	09/30/21		\$0.00
* Outstanding Checks and Charges:	09/30/21		\$0.00
Ending Book Balance:			<u>\$167,548.48</u>

* Outstanding amounts are all outstanding credits and charges dated prior or equal to the Reconciliation date.

Chino Valley Fire District
BR Checks and Charges Cleared
For the Bank Statement ending: 9/30/21

GEN		General Fund			0000000000000000	
Date	Document	Description	Module	Company	Amount	
09/30/21	Cash With Yav Cty	Fire Authority Funding Septemb	GL	CHINOV	\$12,872.38	
09/30/21	Cash With Yav Cty	GF Interest Pd - Tax Roll Corr	GL	CHINOV	\$3.29	
TOTAL CHECKS AND CHARGES CLEARED:					\$12,875.67	

Chino Valley Fire District
BR Checks and Charges Outstanding
For the Bank Statement ending:

<u>Date</u>	<u>Document</u>	<u>Description</u>	<u>Module</u>	<u>Company</u>	<u>Amount</u>
-------------	-----------------	--------------------	---------------	----------------	---------------

TOTAL CHECKS AND CHARGES OUTSTANDING:

Chino Valley Fire District
BR Deposits and Credits Cleared
For the Bank Statement ending: 9/30/21

GEN		General Fund			0000000000000000
Date	Document	Description	Module	Company	Amount
09/30/21	Cash With Yav Cty	GF Tax and Interest Revenue Se	GL	CHINOV	\$59,176.16
TOTAL DEPOSITS AND CREDITS CLEARED:					\$59,176.16

Chino Valley Fire District
BR Deposits and Credits Outstanding
For the Bank Statement ending:

Date	Document	Description	Module	Company	Amount
------	----------	-------------	--------	---------	--------

TOTAL DEPOSITS AND CREDITS OUTSTANDING:

Document Number	Date	BR Status	Void?	Description	Date Cleared	Amount
-----------------	------	-----------	-------	-------------	--------------	--------

MODULE: JOURNAL ENTRIES FROM GENERAL LEDGER

BANK CONTROL ID: GEN - GENERAL FUND

Cash With Yav Cty	09/30/21	Marked	No	Fire Authority Funding Septemb	10/14/21	\$12,872.38
Cash With Yav Cty	09/30/21	Marked	No	GF Tax and Interest Revenue Se	10/14/21	\$59,176.16
Cash With Yav Cty	09/30/21	Marked	No	GF Interest Pd - Tax Roll Corr	10/14/21	\$3.29

SUB TOTAL FOR BANK:	\$72,051.83
---------------------	-------------

TOTAL FOR MODULE:	\$72,051.83
-------------------	-------------

Chino Valley Fire District
BR Adjustments Report
For the Bank Statement ending:

Date	Document	Description	GL Account	Offset Amt	Adj. Amt
------	----------	-------------	------------	------------	----------

DOCUMENT:

ADJUSTMENT DOCUMENT " TOTAL:

TOTAL FOR ALL ADJUSTMENTS:

10/14/21
10:06:25 AM

Chino Valley Fire District
Income Statement
(Original Budget to Actual Comparison)
For the period of 9/1/2021 Through 9/30/2021

Fund: (10) General Fund

	Account	Actual	Current Period Budget	Variance	%	Actual	Year To Date Budget	Variance	%
<u>Revenues</u>									
Real Estate Tax	10400000000	\$51,475.91	\$0.00	\$51,475.91	0.0%	\$4,439,064.01	\$4,833,636.00	\$(394,571.99)	(8.2)%
Personal Property Tax	10410000000	2,963.56	0.00	2,963.56	0.0	117,999.34	0.00	117,999.34	0.0
Fire District Assistance Tax	10420000000	4,669.06	0.00	4,669.06	0.0	406,015.03	400,000.00	6,015.03	1.5
Interest Income-General Fund	10490000000	67.63	0.00	67.63	0.0	1,479.83	0.00	1,479.83	0.0
Rebates/Refunds	10500000000	0.00	0.00	0.00	0.0	0.00	2,000.00	(2,000.00)	(100.0)
Misc. Revenues	10510000000	0.00	0.00	0.00	0.0	4.30	0.00	4.30	0.0
Net Revenues		\$59,176.16	\$0.00	\$59,176.16	0.0 %	\$4,964,562.51	\$5,235,636.00	\$(271,073.49)	(5.2)%
<u>Program Expenses</u>									
Fire Authority Funding	10670010000	\$12,872.38	\$0.00	\$(12,872.38)	0.0%	\$4,975,664.24	\$5,222,136.00	\$246,471.76	4.7%
Total Program Expenses		\$12,872.38	\$0.00	\$(12,872.38)	0.0 %	\$4,975,664.24	\$5,222,136.00	\$246,471.76	4.7 %
<u>Fund Raising Expenses</u>									
Audit & Accounting	10640010000	\$0.00	\$0.00	\$0.00	0.0%	\$5,170.00	\$7,500.00	\$2,330.00	31.1%
Legal Services - Routine	10641010000	0.00	0.00	0.00	0.0	1,102.50	5,000.00	3,897.50	78.0
Fire Board Expenses	10644110000	0.00	0.00	0.00	0.0	887.86	1,000.00	112.14	11.2
Misc/Admin	10661010000	3.29	0.00	(3.29)	0.0	43.71	0.00	(43.71)	0.0
Contingency Expense - Current	10780130000	0.00	0.00	0.00	0.0	0.00	20,000.00	20,000.00	100.0
Total Fund Raising Expenses		\$3.29	\$0.00	\$(3.29)	0.0 %	\$7,204.07	\$33,500.00	\$26,295.93	78.5 %
Total Expenses		\$12,875.67		\$(12,875.67)		\$4,982,868.31	\$5,255,636.00	\$272,767.69	5.2%
Net Income (Loss)		\$46,300.49	\$0.00	\$46,300.49	0.0%	\$(18,305.80)	\$(20,000.00)	\$1,694.20	8.5%

10/14/21
10:06:37 AM

Chino Valley Fire District

Balance Sheet

As of 9/30/2021

Fund: (10) General Fund

Assets

Current Assets

Cash with Yavapai County	\$167,548.48	
Taxes Receivable	134,851.50	
Total Current Assets		\$302,399.98
Total Assets		\$302,399.98

Liabilities and Net Assets

Current Liabilities

Accounts Payable	\$270.00	
Deferred Compensation (Prop Tax)	96,636.35	
CAFMA Accounts Payable	57,128.00	
Total Current Liabilities		\$154,034.35
Total Liabilities		\$154,034.35

Net Assets

Fund Balance	\$166,672.00	
Current Year Net Assets	(18,305.80)	
Total Net Assets		148,366.20
Total Liabilities and Net Assets		\$302,400.55

Chino Valley Fire District
GL Account Ledger - Detail By Period
9/1/2021 through 9/30/2021

Batch	Journal	Entry #	Date	Job	Document	Description	Debits	Credits	Balance
10.1100.0.0.000						CASH WITH YAVAPAI COUNTY			\$121,247.99
2206	GJ	143832	09/30/21		Cash With Yav Cty	Fire Authority Funding September 2021	-	12,872.38	108,375.61
2208	GJ	143835	09/30/21		Cash With Yav Cty	GF Tax and Interest Revenue Sept 2021	59,176.16	-	167,551.77
2209	GJ	143841	09/30/21		Cash With Yav Cty	GF Interest Pd - Tax Roll Corrections	-	3.29	167,548.48
CASH WITH YAVAPAI COUNTY TOTALS:							<u>\$59,176.16</u>	<u>\$12,875.67</u>	<u>\$167,548.48</u>
TOTAL OF LEDGER:							<u>\$59,176.16</u>	<u>\$12,875.67</u>	<u>\$167,548.48</u>

Chino Valley Fire District
GL Trial Balance Worksheet
For The Period of 9/1/2021 through 9/30/2021

Account	Description	Balances				Adjustments
		Beginning	Debits	Credits	Ending	
10.1100.0.0.000	Cash with Yavapai County	\$121,247.99	\$59,176.16	\$12,875.67	\$167,548.48	
TOTALS:		<u>\$121,247.99</u>	<u>\$59,176.16</u>	<u>\$12,875.67</u>	<u>\$167,548.48</u>	

* Inactive accounts are marked and appear in grey.

CHINO VALLEY FIRE DISTRICT
BOND DEBT SERVICE ACCOUNT: 6-65640-7000
BANK RECONCILIATION SEPTEMBER 2021

Reconciliation:

Beginning Balance (CVFD):	\$	70,416.20
Deposits:	\$	4,801.66
Principal Payments:	\$	-
Interest Income:	\$	35.85
Interest Payments:	\$	-
Interest Paid on Tax Roll Corrections:	\$	(0.29)
Ending Balance:	\$	75,253.42

Difference Between Balances: \$ -

Bank Statement Balance:

Balance Per Bank:	\$	75,253.42
Outstanding Adjustments:	\$	-

Ending Balance: \$ 75,253.42

Deposits Per Bank Statement:

Fire District Deposits:	\$	-
Real Estate Taxes:	\$	4,531.75
Personal Property Taxes:	\$	269.91
Interest Revenue:	\$	35.85
Other:		
Ending Balance:	\$	4,837.51

Reconciliation Approved By:

Scott Freitag


Scott Freitag, Fire Chief

 Digitally signed by Scott Freitag
Date: 2021.10.18 09:09:34 -07'00'

Reconciliation Reviewed By:

Dave Tharp


David Tharp, Assistant Chief of Administration

 Digitally signed by Dave Tharp
Date: 2021.10.15 22:13:46 -07'00'

Reconciliation Prepared By:

Karen Butler Mauldin

Karen Butler Mauldin, Finance Manager

 Digitally signed by Karen Butler Mauldin
Date: 2021.10.14 14:07:15 -07'00'

CHINO VALLEY FIRE DISTRICT
BOND DEBT FUND - SEPTEMBER, 2021

Real Estate Taxes:	\$	4,531.75
UPP Taxes:	\$	269.91
Interest Received:	\$	35.85
Other:	\$	-

TOTAL:	\$	4,837.51
--------	----	----------



Yavapai County Treasurer

Monthly Statement

Date Range: 9/1/2021 to 9/30/2021

Chino Valley Fire Dist BDS
Fund: 6065640700



Yavapai County Treasurer

Monthly Statement

Date Range: 9/1/2021 to 9/30/2021

Account	Period	YTD		
6065640700	Chino Valley Fire Dist BDS			
Begin Balance:	70,416.20	66,685.44		
Income:	4,837.51	8,568.28		
LOC Advance:	.00	.00		
Expense:	(.29)	(.30)	LOC:	.00
LOC Payments:	.00	.00	Warrants Outstanding:	.00
Cash Balance:	75,253.42	75,253.42	End:	75,253.42

Monthly Statement Summary

Source Code	Description		MTDAmount	YTDAmount
6065640700	Chino Valley Fire Dist BDS	Beginning Balance:	70,416.20	66,685.44
11100.2019	2019 Real Estate Taxes		.00	.93
11100.2020	2020 Real Estate Taxes		561.85	3,351.37
11100.2021	2021 Real Estate Taxes		3,969.90	3,969.90
12100.2015	2015 Personal Property Taxes		.00	7.77
12100.2016	2016 Personal Property Taxes		.00	10.12
12100.2017	2017 Personal Property Taxes		.00	7.70
12100.2018	2018 Personal Property Taxes		15.13	85.50
12100.2019	2019 Personal Property Taxes		28.03	131.52
12100.2020	2020 Personal Property Taxes		102.86	626.67
12100.2021	2021 Personal Property Taxes		123.89	123.89
38109.0	Interest on Investments St Treas		1.93	178.35
38113.0	Interest on Investments-Wells Fargo		33.92	74.56
90002.0	Interest Pd on Tax Roll Corrections		(.29)	(.30)
	Ending Balance:		75,253.42	75,253.42

Monthly Statement Detail

Date	Notes	Doc #	Amount	C/D
6065640700	Chino Valley Fire Dist BDS		Beginning Balance: 70,416.20	
11100.2020	2020 Real Estate Taxes		Source Code Total: 561.85	
09/01	Tax Distribution	0	(4.11)	C
09/01	Tax Distribution	0	2.21	C
09/02	Tax Distribution	0	.02	C
09/02	Tax Distribution	0	24.85	C
09/02	Tax Distribution	0	.23	C
09/03	Tax Distribution	0	20.94	C
09/03	Tax Distribution	0	75.21	C
09/07	Tax Distribution	0	106.71	C
09/07	Tax Distribution	0	66.82	C
09/08	Tax Distribution	0	(1.37)	C
09/09	Tax Distribution	0	.51	C



Yavapai County Treasurer

Monthly Statement

Date Range: 9/1/2021 to 9/30/2021

09/13	Tax Distribution	0	22.93	C
09/14	Tax Distribution	0	13.16	C
09/15	Tax Distribution	0	19.92	C
09/15	Tax Distribution	0	3.67	C
09/15	Tax Distribution	0	24.84	C
09/16	Tax Distribution	0	25.79	C
09/17	Tax Distribution	0	4.91	C
09/20	Tax Distribution	0	.86	C
09/20	Tax Distribution	0	7.60	C
09/21	Tax Distribution	0	11.72	C
09/21	Tax Distribution	0	22.69	C
09/23	Tax Distribution	0	49.85	C
09/23	Tax Distribution	0	6.50	C
09/27	Tax Distribution	0	20.93	C
09/27	Tax Distribution	0	13.64	C
09/30	Tax Distribution	0	20.82	C
11100.2021 2021 Real Estate Taxes			Source Code Total: 3,969.90	
09/10	Tax Distribution	0	21.17	C
09/13	Tax Distribution	0	86.07	C
09/14	Tax Distribution	0	47.97	C
09/15	Tax Distribution	0	28.59	C
09/15	Tax Distribution	0	40.00	C
09/16	Tax Distribution	0	159.96	C
09/17	Tax Distribution	0	137.94	C
09/17	Tax Distribution	0	115.43	C
09/20	Tax Distribution	0	349.71	C
09/20	Tax Distribution	0	40.20	C
09/20	Tax Distribution	0	83.28	C
09/20	Tax Distribution	0	30.33	C
09/21	Tax Distribution	0	39.99	C
09/21	Tax Distribution	0	59.00	C
09/22	Tax Distribution	0	44.55	C
09/22	Tax Distribution	0	37.90	C
09/22	Tax Distribution	0	53.70	C
09/23	Tax Distribution	0	39.71	C
09/23	Tax Distribution	0	63.70	C
09/23	Tax Distribution	0	161.99	C
09/23	Tax Distribution	0	159.04	C
09/24	Tax Distribution	0	11.40	C
09/24	Tax Distribution	0	3.57	C
09/24	Tax Distribution	0	41.01	C
09/24	Tax Distribution	0	137.67	C
09/27	Tax Distribution	0	276.09	C



Yavapai County Treasurer

Monthly Statement

Date Range: 9/1/2021 to 9/30/2021

09/27	Tax Distribution	0	96.16	C
09/27	Tax Distribution	0	166.96	C
09/27	Tax Distribution	0	238.48	C
09/28	Tax Distribution	0	51.18	C
09/28	Tax Distribution	0	338.40	C
09/28	Tax Distribution	0	83.43	C
09/29	Tax Distribution	0	86.10	C
09/29	Tax Distribution	0	25.98	C
09/29	Tax Distribution	0	201.07	C
09/30	Tax Distribution	0	303.10	C
09/30	Tax Distribution	0	109.07	C
12100.2018 2018 Personal Property Taxes			Source Code Total: 15.13	
09/08	Tax Distribution	0	15.13	C
12100.2019 2019 Personal Property Taxes			Source Code Total: 28.03	
09/08	Tax Distribution	0	14.03	C
09/20	Tax Distribution	0	9.41	C
09/24	Tax Distribution	0	4.59	C
12100.2020 2020 Personal Property Taxes			Source Code Total: 102.86	
09/03	Tax Distribution	0	19.40	C
09/08	Tax Distribution	0	12.88	C
09/08	Tax Distribution	0	18.63	C
09/13	Tax Distribution	0	11.56	C
09/14	Tax Distribution	0	31.42	C
09/15	Tax Distribution	0	3.96	C
09/17	Tax Distribution	0	.15	C
09/17	Tax Distribution	0	.71	C
09/24	Tax Distribution	0	4.15	C
12100.2021 2021 Personal Property Taxes			Source Code Total: 123.89	
09/15	Tax Distribution	0	3.73	C
09/16	Tax Distribution	0	3.52	C
09/17	Tax Distribution	0	11.58	C
09/20	Tax Distribution	0	10.08	C
09/22	Tax Distribution	0	32.53	C
09/23	Tax Distribution	0	5.51	C
09/23	Tax Distribution	0	2.62	C
09/24	Tax Distribution	0	16.06	C
09/24	Tax Distribution	0	10.35	C
09/29	Tax Distribution	0	27.91	C
38109.0 Interest on Investments St Treas			Source Code Total: 1.93	
09/30	Investment Interest	0	1.93	C
38113.0 Interest on Investments-Wells Fargo			Source Code Total: 33.92	
09/30	Investment Interest	0	33.92	C



Yavapai County Treasurer

Monthly Statement

Date Range: 9/1/2021 to 9/30/2021

90002.0 Interest Pd on Tax Roll Corrections			Source Code Total: (.29)	
09/01	79474 304-01-057G0 2020 Adjustment/Corr Refund	79474	(.01)	D
09/01	79476 306-44-010F3 2020 Adjustment/Corr Refund	79476	(.14)	D
09/01	79476 306-44-010F3 2020 Adjustment/Corr Refund	79476	(.06)	D
09/01	79479 306-60-01500 2020 Adjustment/Corr Refund	79479	(.01)	D
09/01	79480 306-60-00202 2020 Adjustment/Corr Refund	79480	(.01)	D
09/01	79481 306-60-00109 2020 Adjustment/Corr Refund	79481	(.01)	D
09/08	79537 306-60-01706 2020 Adjustment/Corr Refund	79537	(.01)	D
09/08	79545 304-01-085U1 2020 Adjustment/Corr Refund	79545	(.03)	D
09/08	79545 304-01-085U1 2020 Adjustment/Corr Refund	79545	(.01)	D
6065640700 Chino Valley Fire Dist BDS			Ending Balance: 75,253.42	

Chino Valley Fire District
Bank Reconciliation Summary
For the Bank Statement ending: 9/30/2021

BANK CONTROL ID: BDS - YAVAPAI COUNTY TREASURER		DESC: BOND DEBT SERVICE	ACCOUNT NO: 6-65640-7000
Beginning Balance:	09/01/21		\$70,416.20
Deposits and Credits:			\$4,837.51
Checks and Charges:			(\$0.29)
Adjustments:			\$0.00
Ending Balance Per Reconciliation:			<u>\$75,253.42</u>
Ending Balance Per Bank Statement:	09/30/21		\$75,253.42
* Outstanding Deposits and Credits:	09/30/21		\$0.00
* Outstanding Checks and Charges:	09/30/21		\$0.00
Ending Book Balance:			<u>\$75,253.42</u>

* Outstanding amounts are all outstanding credits and charges dated prior or equal to the Reconciliation date.

Chino Valley Fire District
BR Checks and Charges Cleared
For the Bank Statement ending: 9/30/21

BDS		Yavapai County Treasurer		Bond Debt Service		6-65640-7000
Date	Document	Description	Module	Company	Amount	
09/30/21	Cash With Yav Cty	BDS Interest Pd-Tax Roll Corr-	GL	CHINOV	\$0.29	
TOTAL CHECKS AND CHARGES CLEARED:					\$0.29	

Chino Valley Fire District
BR Checks and Charges Outstanding
For the Bank Statement ending:

<u>Date</u>	<u>Document</u>	<u>Description</u>	<u>Module</u>	<u>Company</u>	<u>Amount</u>
-------------	-----------------	--------------------	---------------	----------------	---------------

TOTAL CHECKS AND CHARGES OUTSTANDING:

Chino Valley Fire District
BR Deposits and Credits Cleared
For the Bank Statement ending: 9/30/21

BDS	Yavapai County Treasurer	Bond Debt Service	6-65640-7000
-----	--------------------------	-------------------	--------------

Date	Document	Description	Module	Company	Amount
09/30/21	Cash With Yav Cty	BDS Tax and Interest Revenue S	GL	CHINOV	\$4,837.51
TOTAL DEPOSITS AND CREDITS CLEARED:					\$4,837.51

Chino Valley Fire District
BR Deposits and Credits Outstanding
For the Bank Statement ending:

Date	Document	Description	Module	Company	Amount
------	----------	-------------	--------	---------	--------

TOTAL DEPOSITS AND CREDITS OUTSTANDING:

Document Number	Date	BR Status	Void?	Description	Date Cleared	Amount
MODULE: JOURNAL ENTRIES FROM GENERAL LEDGER						
BANK CONTROL ID: BDS - YAVAPAI COUNTY TREASURER						
Cash With Yav Cty	09/30/21	Marked	No	BDS Tax and Interest Revenue S	10/14/21	\$4,837.51
Cash With Yav Cty	09/30/21	Marked	No	BDS Interest Pd-Tax Roll Corr-	10/14/21	\$0.29
SUB TOTAL FOR BANK:						\$4,837.80
TOTAL FOR MODULE:						\$4,837.80

Chino Valley Fire District
BR Adjustments Report
For the Bank Statement ending:

Date	Document	Description	GL Account	Offset Amt	Adj. Amt
------	----------	-------------	------------	------------	----------

DOCUMENT:

ADJUSTMENT DOCUMENT " TOTAL:

TOTAL FOR ALL ADJUSTMENTS:

10/14/21
1:55:55 PM

Chino Valley Fire District
Income Statement
(Original Budget to Actual Comparison)
For the period of 9/1/2021 Through 9/30/2021

Fund: (40) Bond Service Fund

	Account	Actual	Current Period Budget	Variance	%	Actual	Year To Date Budget	Variance	%
<u>Revenues</u>									
Real Estate Tax	40420000002	\$4,531.75	\$0.00	\$4,531.75	0.0%	\$404,933.09	\$0.00	\$404,933.09	0.0%
Personal Tax Revenue	40420500000	269.91	0.00	269.91	0.0	10,943.31	0.00	10,943.31	0.0
Net Revenues		\$4,801.66	\$0.00	\$4,801.66	0.0 %	\$415,876.40	\$0.00	\$415,876.40	0.0 %
Income (Loss) from Operations		\$4,801.66	\$0.00	\$4,801.66	0.0%	\$415,876.40	\$0.00	\$415,876.40	0.0%
<u>Other Income (Expense)</u>									
Bond Debt Service Interest Revenue	40430000000	\$35.85	\$0.00	\$35.85	0.0%	\$1,160.49	\$0.00	\$1,160.49	0.0%
Bond Debt Service Principle Payment	40600000000	0.00	0.00	0.00	0.0	(345,000.00)	0.00	(345,000.00)	0.0
Bond Debt Service Interest Expense	40610000000	(0.29)	0.00	(0.29)	0.0	(102,559.30)	0.00	(102,559.30)	0.0
Total Other Income (Expense)		\$35.56	\$0.00	\$35.56	0.0 %	\$(446,398.81)	\$0.00	\$(446,398.81)	0.0 %
Net Income (Loss)		\$4,837.22	\$0.00	\$4,837.22	0.0%	\$(30,522.41)	\$0.00	\$(30,522.41)	0.0%

10/14/21
1:55:58 PM

Chino Valley Fire District

Balance Sheet

As of 9/30/2021

Fund: (40) Bond Service Fund

Account: (1105) Not Defined

Assets

Current Assets

Bond Debt Service	\$75,253.42	
Total Current Assets		\$75,253.42
Total Assets		\$75,253.42
Total Liabilities and Net Assets		\$0.00

Chino Valley Fire District
GL Account Ledger - Detail By Period
9/1/2021 through 9/30/2021

Batch	Journal	Entry #	Date	Job	Document	Description	Debits	Credits	Balance
40.1105.0.0.000			BOND DEBT SERVICE						\$70,416.20
2210	GJ	143842	09/30/21		Cash With Yav Cty	BDS Tax and Interest Revenue Sept 2021	4,837.51	-	75,253.71
2211	GJ	143847	09/30/21		Cash With Yav Cty	BDS Interest Pd-Tax Roll Corr-Sept 2021	-	0.29	75,253.42
BOND DEBT SERVICE TOTALS:							<u>\$4,837.51</u>	<u>\$0.29</u>	<u>\$75,253.42</u>
TOTAL OF LEDGER:							<u>\$4,837.51</u>	<u>\$0.29</u>	<u>\$75,253.42</u>

Chino Valley Fire District
GL Trial Balance Worksheet
For The Period of 9/1/2021 through 9/30/2021

Account	Description	Balances				Adjustments
		Beginning	Debits	Credits	Ending	
40.1105.0.0.000	Bond Debt Service	\$70,416.20	\$4,837.51	\$0.29	\$75,253.42	
TOTALS:		<u>\$70,416.20</u>	<u>\$4,837.51</u>	<u>\$0.29</u>	<u>\$75,253.42</u>	

* Inactive accounts are marked and appear in grey.

The Chino Valley Fire District Board of Directors have reviewed and approved the following monthly financial documents to include Income Statements, Balance Sheets, and Bank Reconciliations with supporting documents, Revenue and Expenditure Graphs, and Cash Flow Projections in compliance with ARS §48-805, 807:

CVFD General Fund

CVFD Bond Debt Service

Fire Board Chairperson	Date
------------------------	------

Fire Board Clerk	Date
------------------	------

Signature indicating approval on next page.

CHINO VALLEY FIRE DISTRICT
GENERAL FUND - CHECK RECONCILIATION OCTOBER 2021

Reconciliation:

Beginning Balance:	\$ 167,548.48
Deposits:	\$ 2,122,725.83
Transfer Out - Fire Authority:	\$ (59,176.16)
Interest Paid on Tax Roll Correct:	\$ -
Adjustment:	\$ -
Reversing Entry:	\$ -
Disbursements:	\$ (772.50)
Ending Balance:	\$ 2,230,325.65

Difference Between Balances: \$ -

Bank Statement Balance:

Balance Per Bank:	\$ 2,231,098.15
Outstanding Checks:	\$ (772.50)
Outstanding Deposits:	\$ -
Reversing Entry:	\$ -

Ending Balance: \$ 2,230,325.65

G/L Ending Balance: \$ 2,230,325.65

\$ 2,230,325.65

Deposits Per Bank Statement:

Real Estate Taxes:	\$ 1,926,586.48
Personal Property Taxes:	\$ 36,230.79
Fire District Assistance Tax:	\$ 159,908.56
Fire District Deposit:	\$ -
Transfer Out-Fire Authority:	\$ 59,176.16
ADOT & Fish and Game In Lieu:	\$ -
Interest Paid - Tax Roll Corrections	\$ -
Adjustment:	\$ -
Interest Income:	\$ -
Adjustments: Warrants Issued	\$ 772.50
Ending Balance:	\$ 2,182,674.49

Bank Reconciliation Register:

Checks From Accounts Payable: \$ 772.50

Total Checks: \$ 772.50

Deposits From Accounts Receivable: \$ -
Journal Entries From General Ledger: \$ 2,181,901.99

Ending Balance: \$ 2,182,674.49

Reconciliation Approved By:

Scott Freitag

Scott Freitag, Fire Chief

Digitally signed by Scott Freitag
Date: 2021.11.15 11:10:32 -07'00'

Reconciliation Reviewed By:

Dave Tharp

David Tharp, Assistant Chief of Administration

Digitally signed by Dave Tharp
Date: 2021.11.10 11:27:54 -07'00'

Reconciliation Prepared By:

Karen Butler Mauldin

Karen Butler Mauldin, Finance Manager

Digitally signed by Karen Butler Mauldin
Date: 2021.11.09 11:44:37 -07'00'

CHINO VALLEY FIRE DISTRICT
General Fund Tax Collection Information

Total Levy Month	FY 16-17 \$3,547,699 Collected	FY 17-18 \$3,707,996 Collected	FY 18-19 \$3,926,501 Collected	FY 19-20 \$4,190,442 Collected	FY 20-21 \$4,497,237 Collected	FY 21-22 \$4,833,636 Collected
July	\$10,160	\$24,936	\$21,890	\$14,597	\$42,316	\$26,983
%	0.286%	0.672%	0.557%	0.348%	0.941%	0.558%
% To Date	0.2864%	0.6725%	0.5575%	0.3483%	0.9409%	0.5582%
August	\$18,803	\$10,622	\$12,226	\$10,746	\$15,526	\$11,257
%	0.530%	0.286%	0.311%	0.256%	0.345%	0.233%
% To Date	0.8164%	0.9590%	0.8688%	0.6048%	1.2862%	0.7911%
September	\$182,315	\$178,141	\$25,209	\$30,894	\$8,143	\$54,439
%	5.139%	4.804%	0.642%	0.737%	0.181%	1.126%
% To Date	5.9553%	5.7632%	1.5109%	1.3420%	1.4673%	1.9174%
October	\$834,512	\$1,503,325	\$1,610,381	\$1,807,742	\$1,780,309	\$1,962,817
%	23.523%	40.543%	41.013%	43.140%	39.587%	40.607%
% To Date	29.4779%	46.3060%	42.5240%	44.4817%	41.0540%	42.5249%
November	\$866,615	\$290,266	\$498,787	\$373,908	\$508,805	\$0
%	24.428%	7.828%	12.703%	8.923%	11.314%	0.000%
% To Date	53.9055%	54.1341%	55.2271%	53.4046%	52.3677%	42.5249%
December	\$227,672	\$223,661	\$236,727	\$286,760	\$399,155	\$0
%	6.4175%	6.0319%	6.0289%	6.8432%	8.8756%	0.0000%
% To Date	60.3229%	60.1659%	61.2560%	60.2478%	61.2433%	42.5249%
January	\$89,048	\$153,278	\$117,994	\$115,429	\$118,322	\$0
%	2.5100%	4.1337%	3.0051%	2.7546%	2.6310%	0.0000%
% To Date	62.8330%	64.2997%	64.2611%	63.0023%	63.8742%	42.5249%
February	\$94,094	\$95,262	\$54,476	\$104,991	\$88,422	\$0
%	2.6523%	2.5691%	1.3874%	2.5055%	1.9661%	0.0000%
% To Date	65.4852%	66.8688%	65.6485%	65.5078%	65.8404%	42.5249%
March	\$141,015	\$127,298	\$138,910	\$142,182	\$143,500	\$0
%	3.9748%	3.4331%	3.5377%	3.3930%	3.1908%	0.0000%
% To Date	69.4600%	70.3018%	69.1863%	68.9008%	69.0312%	42.5249%
April	\$821,855	\$794,289	\$955,634	\$983,917	\$1,082,230	\$0
%	23.1659%	21.4210%	24.3380%	23.4800%	24.0643%	0.0000%
% To Date	92.6259%	91.7228%	93.5243%	92.3809%	93.0956%	42.5249%
May	\$195,151	\$238,700	\$189,925	\$206,496	\$202,990	\$0
%	5.5008%	6.4374%	4.8370%	4.9278%	4.5137%	0.0000%
% To Date	98.1267%	98.1602%	98.3613%	97.3086%	97.6092%	42.5249%
June	\$66,097	\$80,520	\$84,895	\$49,679	\$87,815	\$0
%	1.8631%	2.1715%	2.1621%	1.1855%	1.9527%	0.0000%
% To Date	99.9898%	100.3318%	100.5234%	98.4942%	99.5619%	42.5249%
TOTALS	\$3,547,337	\$3,720,297	\$3,947,053	\$4,127,341	\$4,477,533	\$2,055,497
Delinquency	0.0102%	-0.3318%	-0.5234%	1.5058%	0.4381%	57.4751%

CHINO VALLEY FIRE DISTRICT
FDAT Collection Information

Total Levy Month	FY 16-17 \$313,900 Collected	FY 17-18 \$333,290 Collected	FY 18-19 \$333,290 Collected	FY 19-20 \$366,547 Collected	FY 20-21 \$400,000 Collected	FY 21-22 \$400,000 Collected
July	\$1,423	\$1,630	\$1,238	\$1,475	\$2,769	\$1,871
%	0.453%	0.489%	0.371%	0.403%	0.692%	0.468%
% To Date	0.4533%	0.4891%	0.3715%	0.4025%	0.6923%	0.4677%
August	\$661	\$554	\$707	\$653	\$662	\$1,498
%	0.211%	0.166%	0.212%	0.178%	0.166%	0.375%
% To Date	0.6638%	0.6553%	0.5835%	0.5806%	0.8579%	0.8422%
September	\$8,777	\$12,654	\$3,182	\$1,853	\$879	\$4,669
%	2.796%	3.797%	0.955%	0.505%	0.220%	1.167%
% To Date	3.4600%	4.4520%	1.5382%	1.0861%	1.0777%	2.0095%
October	\$86,411	\$93,081	\$139,813	\$107,270	\$160,480	\$159,909
%	27.528%	27.928%	41.949%	29.265%	40.120%	39.977%
% To Date	30.9881%	32.3799%	43.4877%	30.3510%	41.1979%	41.9866%
November	\$75,219	\$74,651	\$59,861	\$30,666	\$48,339	\$0
%	23.9628%	22.3983%	17.9606%	8.3663%	12.0848%	0.0000%
% To Date	54.9510%	54.7782%	61.4483%	38.7172%	53.2826%	41.9866%
December	\$24,923	\$21,663	\$25,413	\$112,035	\$39,219	\$0
%	7.9398%	6.4997%	7.6250%	30.5650%	9.8048%	0.0000%
% To Date	62.8907%	61.2779%	69.0733%	69.2822%	63.0874%	41.9866%
January	\$11,762	\$16,138	\$11,149	\$11,446	\$12,625	\$0
%	3.7471%	4.8420%	3.3450%	3.1227%	3.1562%	0.0000%
% To Date	66.6378%	66.1199%	72.4183%	72.4049%	66.2436%	41.9866%
February	\$8,291	\$8,056	\$7,409	\$10,419	\$6,657	\$0
%	2.641%	2.417%	2.223%	2.842%	1.664%	0.000%
% To Date	69.2790%	68.5368%	74.6413%	75.2473%	67.9079%	41.9866%
March	\$12,638	\$12,174	\$13,713	\$13,361	\$10,897	\$0
%	4.0263%	3.6528%	4.1143%	3.6452%	2.7242%	0.0000%
% To Date	73.3052%	72.1897%	78.7556%	78.8925%	70.6320%	41.9866%
April	\$62,586	\$63,209	\$79,859	\$85,315	\$88,842	\$0
%	19.9382%	18.9651%	23.9607%	23.2754%	22.2104%	0.0000%
% To Date	93.2434%	91.1548%	102.7164%	102.1679%	92.8424%	41.9866%
May	\$23,662	\$23,731	\$18,881	\$21,832	\$19,620	\$0
%	7.5381%	7.1201%	5.6650%	5.9561%	4.9050%	0.0000%
% To Date	100.7815%	98.2749%	108.3813%	108.1240%	97.7475%	41.9866%
June	\$4,682	\$5,094	\$5,726	\$4,474	\$6,987	\$0
%	1.4917%	1.5285%	1.7181%	1.2206%	1.7468%	0.0000%
% To Date	102.2732%	99.8034%	110.0995%	109.3446%	99.4943%	41.9866%
TOTALS	\$321,035	\$332,635	\$366,951	\$400,799	\$397,977	\$167,947
Delinquency	-2.2732%	0.1966%	-10.0995%	-9.3446%	0.5057%	58.0134%
	100.0000%	100.0000%	100.0000%	100.0000%	100.0000%	100.0000%



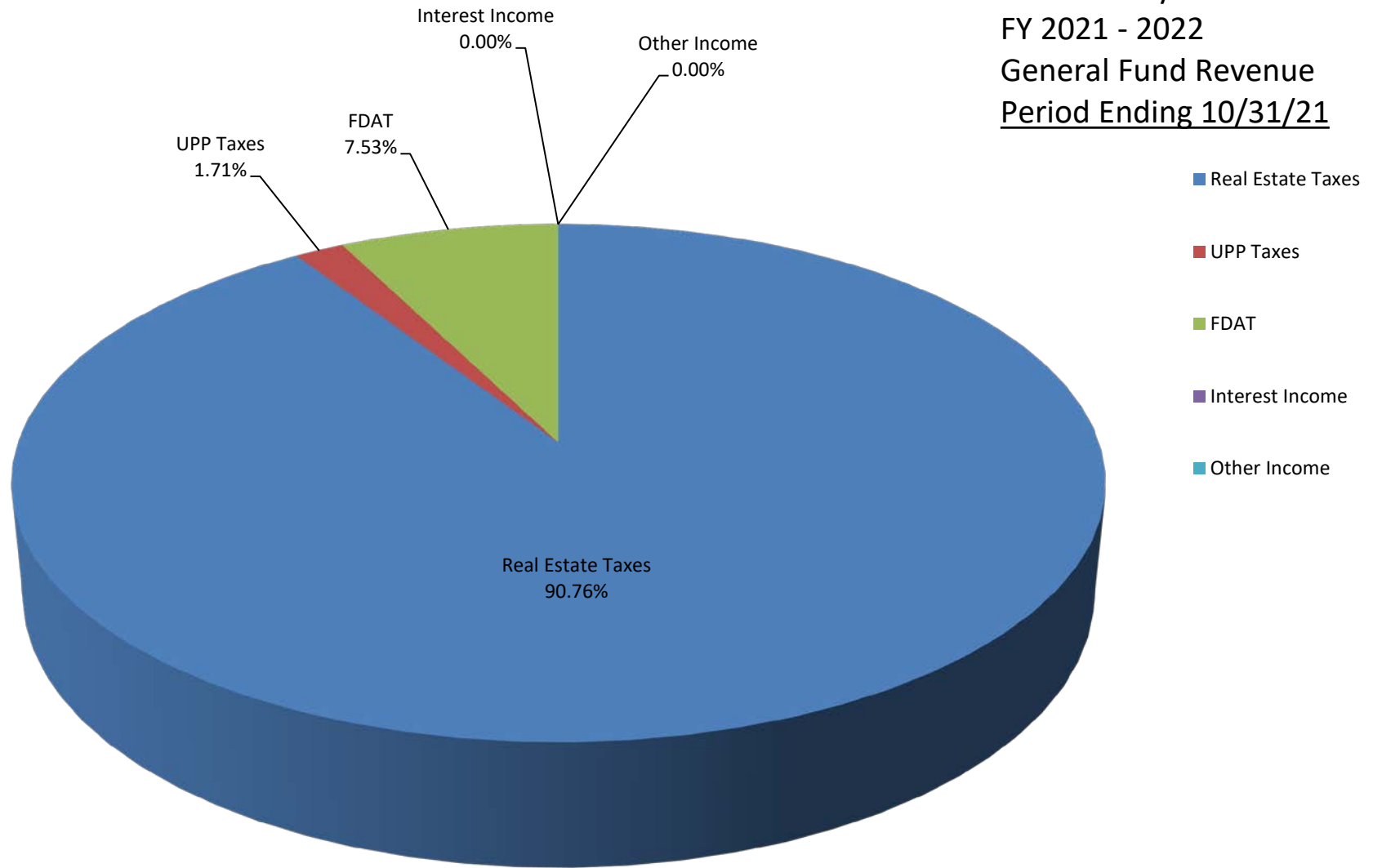
2021 - 2022 Cash Flow by Month : OCTOBER

	ACTUAL				PROJECTED							
	July	Aug.	Sept.	Oct.	Nov.	Dec.	Jan.	Feb.	March	April	May	June
Revenues:												
Taxes	26,983	11,257	54,439	1,962,817	402,803	402,803	402,803	402,803	402,803	402,803	402,803	402,803
FDAT	1,871	1,498	4,669	159,909	33,333	33,333	33,333	33,333	33,333	33,333	33,333	33,333
Interest Income	47	117	68	-	-	-	-	-	-	-	-	-
Other Income	-	-	-	-	167	167	167	167	167	167	167	167
RevenueTotals:	28,901	12,872	59,176	2,122,726	436,303	436,303	436,303	436,303	436,303	436,303	436,303	436,303
Expenditures:												
Audit/Accounting, Election, Legal, Fire Board Expenses	293	251	-	773	1,125	1,125	1,125	1,125	1,125	1,125	1,125	1,125
Contingency	-	-	-	-	1,667	1,667	1,667	1,667	1,667	1,667	1,667	1,667
Fire Authority Funding	95,112	28,901	12,872	59,176	435,178	435,178	435,178	435,178	435,178	435,178	435,178	435,178
Miscellaneous	-	0	3	-	-	-	-	-	-	-	-	-
ExpenditureTotals:	95,404	29,152	12,876	59,949	437,970	437,970	437,970	437,970	437,970	437,970	437,970	437,970
 Monthly Net Cash	 (66,503)	 (16,280)	 46,300	 2,062,777	 (1,667)	 (1,667)	 (1,667)	 (1,667)	 (1,667)	 (1,667)	 (1,667)	 (1,667)
 Cumulative Net Cash	 (46,503)	 (62,783)	 (16,483)	 2,046,294								
 Cash Balance (Carryover)	 20,000	 (42,783)	 (59,266)	 1,987,028								

**CHINO VALLEY FIRE DISTRICT
REVENUE GRAPH DATA**

	Revenue	Budget	%
Real Estate Taxes	\$ 1,926,586	\$ 4,833,636	90.76
UPP Taxes	\$ 36,231	\$ -	1.71
FDAT	\$ 159,909	\$ 400,000	7.53
Interest Income	\$ -	\$ -	0.00
Other Income	\$ -	\$ 2,000	0.00
TOTALS:	\$ 2,122,726	\$ 5,235,636	100.00

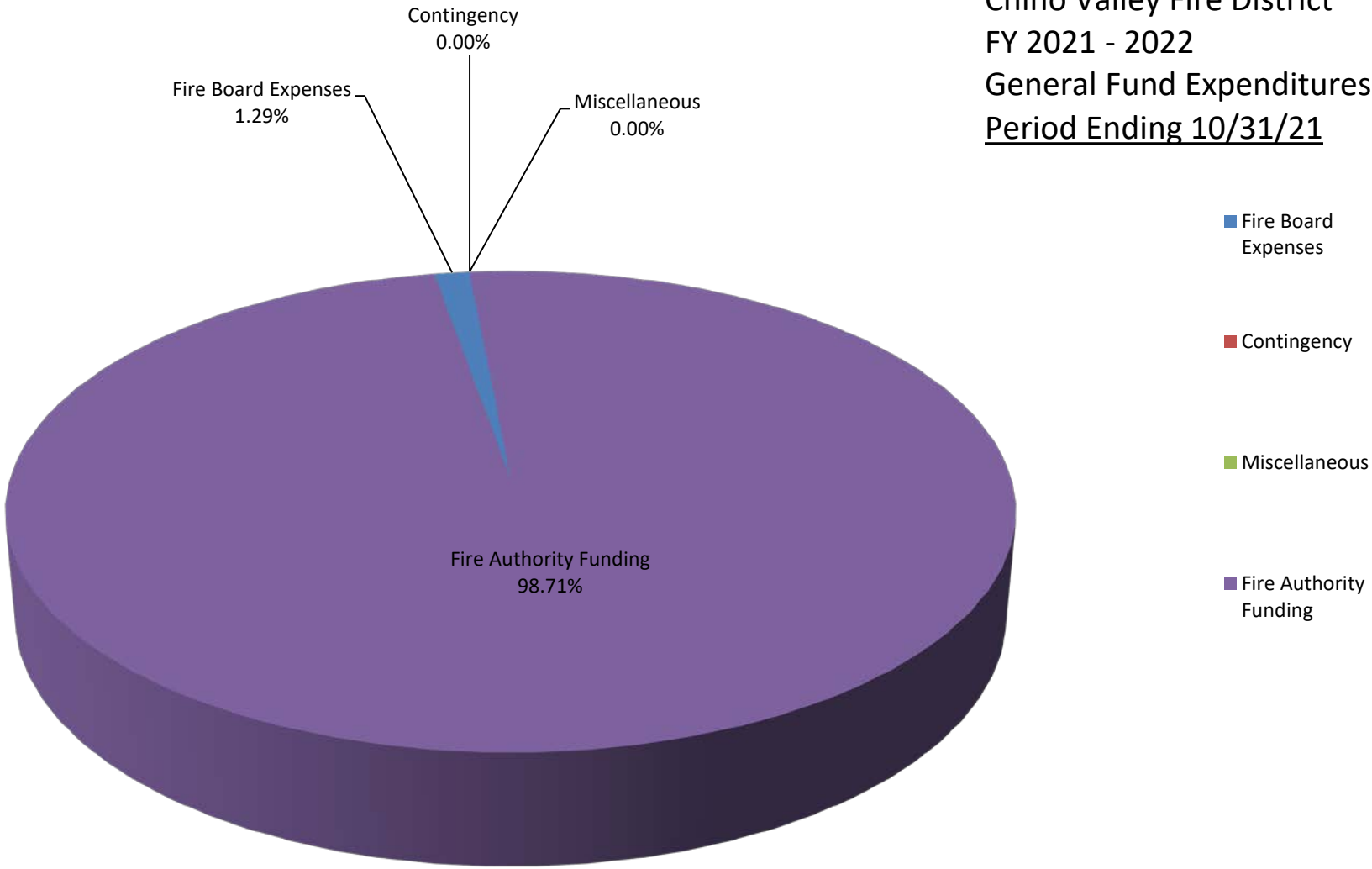
Chino Valley Fire District
FY 2021 - 2022
General Fund Revenue
Period Ending 10/31/21



**CHINO VALLEY FIRE DISTRICT
EXPENSE GRAPH DATA**

Revenue		Budget	%
Fire Board Expenses	\$ 773	\$ 13,500	1.29
Contingency	\$ -	\$ 20,000	-
Miscellaneous	\$ -	\$ -	-
Fire Authority Funding	\$ 59,176	\$ 5,222,136	98.71
TOTALS:	\$ 59,949	\$ 5,255,636	100.00

Chino Valley Fire District
FY 2021 - 2022
General Fund Expenditures
Period Ending 10/31/21



CHINO VALLEY FIRE DISTRICT
GENERAL FUND - OCTOBER, 2021

Real Estate Taxes:	\$	1,926,586.48
UPP Taxes:	\$	36,230.79
FDAT:	\$	159,908.56
Interest Received:	\$	-
Other:	\$	-
<hr/>		
TOTAL:	\$	2,122,725.83
<hr/>		

Transferred to CAFMA:	\$	59,176.16
-----------------------	----	-----------



Yavapai County Treasurer

Monthly Statement

Date Range: 10/1/2021 to 10/31/2021

Chino Valley Fire Dist GF
Fund: 6065540000



Yavapai County Treasurer

Monthly Statement

Date Range: 10/1/2021 to 10/31/2021

Account	Period	YTD		
6065540000	Chino Valley Fire Dist GF			
Begin Balance:	167,548.48	204,031.21		
Income:	2,122,725.83	2,223,675.56		
LOC Advance:	.00	.00		
Expense:	(59,176.16)	(196,608.62)	LOC:	.00
LOC Payments:	.00	.00	Warrants Outstanding:	.00
Cash Balance:	2,231,098.15	2,231,098.15	End:	2,231,098.15

Monthly Statement Summary

Source Code	Description		MTDAmount	YTDAmount
6065540000 Chino Valley Fire Dist GF		Beginning Balance:	167,548.48	204,031.21
11100.2010	2010 Real Estate Taxes		11.25	11.25
11100.2011	2011 Real Estate Taxes		13.50	13.50
11100.2012	2012 Real Estate Taxes		16.89	16.89
11100.2013	2013 Real Estate Taxes		16.95	16.95
11100.2014	2014 Real Estate Taxes		16.94	16.94
11100.2015	2015 Real Estate Taxes		17.42	17.42
11100.2016	2016 Real Estate Taxes		8.16	8.16
11100.2017	2017 Real Estate Taxes		8.16	8.16
11100.2018	2018 Real Estate Taxes		8.16	8.16
11100.2019	2019 Real Estate Taxes		8.15	17.48
11100.2020	2020 Real Estate Taxes		2,836.09	39,548.03
11100.2021	2021 Real Estate Taxes		1,923,624.81	1,968,946.05
12100.2005	2005 Personal Property Taxes		.00	4.44
12100.2006	2006 Personal Property Taxes		.00	19.69
12100.2015	2015 Personal Property Taxes		.00	61.45
12100.2016	2016 Personal Property Taxes		17.07	103.18
12100.2017	2017 Personal Property Taxes		56.82	124.71
12100.2018	2018 Personal Property Taxes		54.51	851.59
12100.2019	2019 Personal Property Taxes		599.83	1,921.99
12100.2020	2020 Personal Property Taxes		1,120.24	7,984.62
12100.2021	2021 Personal Property Taxes		34,382.32	35,796.46
37150.0	FDAT Distributions		159,908.56	167,946.57
38109.0	Interest on Investments St Treas		.00	135.87
38113.0	Interest on Investments-Wells Fargo		.00	96.00
90002.0	Interest Pd on Tax Roll Corrections		.00	(3.39)
91032.0	Warrants Redeemed		.00	(543.56)
91702.0	Transfer out		(59,176.16)	(196,061.67)
		Ending Balance:	2,231,098.15	2,231,098.15

Monthly Statement Detail



Yavapai County Treasurer

Monthly Statement

Date Range: 10/1/2021 to 10/31/2021

Date	Notes	Doc #	Amount	C/D
6065540000 Chino Valley Fire Dist GF			Beginning Balance: 167,548.48	
11100.2010 2010 Real Estate Taxes			Source Code Total: 11.25	
10/07	Tax Distribution	0	11.25	C
11100.2011 2011 Real Estate Taxes			Source Code Total: 13.50	
10/07	Tax Distribution	0	13.50	C
11100.2012 2012 Real Estate Taxes			Source Code Total: 16.89	
10/07	Tax Distribution	0	16.89	C
11100.2013 2013 Real Estate Taxes			Source Code Total: 16.95	
10/07	Tax Distribution	0	16.95	C
11100.2014 2014 Real Estate Taxes			Source Code Total: 16.94	
10/07	Tax Distribution	0	16.94	C
11100.2015 2015 Real Estate Taxes			Source Code Total: 17.42	
10/07	Tax Distribution	0	17.42	C
11100.2016 2016 Real Estate Taxes			Source Code Total: 8.16	
10/07	Tax Distribution	0	8.16	C
11100.2017 2017 Real Estate Taxes			Source Code Total: 8.16	
10/07	Tax Distribution	0	8.16	C
11100.2018 2018 Real Estate Taxes			Source Code Total: 8.16	
10/07	Tax Distribution	0	8.16	C
11100.2019 2019 Real Estate Taxes			Source Code Total: 8.15	
10/07	Tax Distribution	0	8.15	C
11100.2020 2020 Real Estate Taxes			Source Code Total: 2,836.09	
10/01	Tax Distribution	0	465.59	C
10/01	Tax Distribution	0	3.39	C
10/04	Tax Distribution	0	106.96	C
10/06	Tax Distribution	0	7.04	C
10/07	Tax Distribution	0	8.16	C
10/07	Tax Distribution	0	216.90	C
10/08	Tax Distribution	0	347.94	C
10/13	Tax Distribution	0	620.99	C
10/18	Tax Distribution	0	235.17	C
10/21	Tax Distribution	0	51.15	C
10/21	Tax Distribution	0	232.96	C
10/22	Tax Distribution	0	66.76	C
10/25	Tax Distribution	0	115.26	C
10/27	Tax Distribution	0	70.10	C
10/28	Tax Distribution	0	1.26	C
10/29	Tax Distribution	0	135.50	C
10/29	Tax Distribution	0	150.96	C
11100.2021 2021 Real Estate Taxes			Source Code Total: 1,923,624.81	
10/01	Tax Distribution	0	591.38	C
10/01	Tax Distribution	0	4,332.96	C



Yavapai County Treasurer

Monthly Statement

Date Range: 10/1/2021 to 10/31/2021

10/01	Tax Distribution	0	1,784.46	C
10/04	Tax Distribution	0	3,511.07	C
10/04	Tax Distribution	0	18,029.32	C
10/04	Tax Distribution	0	1,350.52	C
10/04	Tax Distribution	0	4,228.27	C
10/04	Tax Distribution	0	935.11	C
10/05	Tax Distribution	0	3,138.94	C
10/05	Tax Distribution	0	3,428.20	C
10/05	Tax Distribution	0	456.63	C
10/05	Tax Distribution	0	3,331.02	C
10/05	Tax Distribution	0	1,882.39	C
10/06	Tax Distribution	0	3,510.51	C
10/06	Tax Distribution	0	8,978.19	C
10/06	Tax Distribution	0	7,610.00	C
10/06	Tax Distribution	0	7,122.66	C
10/06	Tax Distribution	0	2,371.99	C
10/06	Tax Distribution	0	560.14	C
10/07	Tax Distribution	0	7,870.46	C
10/07	Tax Distribution	0	14,492.22	C
10/07	Tax Distribution	0	8,139.79	C
10/07	Tax Distribution	0	6,140.27	C
10/07	Tax Distribution	0	1,601.83	C
10/08	Tax Distribution	0	5,174.52	C
10/08	Tax Distribution	0	13,386.40	C
10/08	Tax Distribution	0	7,689.32	C
10/08	Tax Distribution	0	2,960.69	C
10/08	Tax Distribution	0	528.76	C
10/08	Tax Distribution	0	6,644.36	C
10/11	Tax Distribution	0	206.15	C
10/11	Tax Distribution	0	14,091.79	C
10/11	Tax Distribution	0	12,726.69	C
10/11	Tax Distribution	0	4,187.77	C
10/11	Tax Distribution	0	5,607.89	C
10/11	Tax Distribution	0	467.36	C
10/12	Tax Distribution	0	840.18	C
10/12	Tax Distribution	0	169.60	C
10/12	Tax Distribution	0	34,367.32	C
10/12	Tax Distribution	0	5,031.68	C
10/12	Tax Distribution	0	7,736.57	C
10/12	Tax Distribution	0	17,530.84	C
10/12	Tax Distribution	0	4,223.41	C
10/13	Tax Distribution	0	347.32	C
10/13	Tax Distribution	0	(196.23)	C



Yavapai County Treasurer

Monthly Statement

Date Range: 10/1/2021 to 10/31/2021

10/13	Tax Distribution	0	455.36	C
10/13	Tax Distribution	0	15,058.36	C
10/13	Tax Distribution	0	21,088.53	C
10/13	Tax Distribution	0	5,994.18	C
10/13	Tax Distribution	0	7,550.49	C
10/13	Tax Distribution	0	7,094.60	C
10/14	Tax Distribution	0	3,683.83	C
10/14	Tax Distribution	0	38,411.92	C
10/14	Tax Distribution	0	12,070.40	C
10/14	Tax Distribution	0	13,714.02	C
10/14	Tax Distribution	0	3,589.42	C
10/14	Tax Distribution	0	4,301.01	C
10/15	Tax Distribution	0	42,645.12	C
10/15	Tax Distribution	0	5,710.02	C
10/15	Tax Distribution	0	9,912.82	C
10/15	Tax Distribution	0	5,178.42	C
10/15	Tax Distribution	0	2,676.09	C
10/18	Tax Distribution	0	9,812.89	C
10/18	Tax Distribution	0	24,094.10	C
10/18	Tax Distribution	0	7,477.51	C
10/18	Tax Distribution	0	8,861.64	C
10/18	Tax Distribution	0	1,916.94	C
10/18	Tax Distribution	0	225.06	C
10/19	Tax Distribution	0	7,121.10	C
10/19	Tax Distribution	0	24,171.04	C
10/19	Tax Distribution	0	18,181.25	C
10/19	Tax Distribution	0	25,932.14	C
10/19	Tax Distribution	0	922.09	C
10/19	Tax Distribution	0	4,614.22	C
10/20	Tax Distribution	0	217.29	C
10/20	Tax Distribution	0	6,555.39	C
10/20	Tax Distribution	0	(1,234.98)	C
10/20	Tax Distribution	0	14,939.48	C
10/20	Tax Distribution	0	6,822.98	C
10/20	Tax Distribution	0	18,139.70	C
10/20	Tax Distribution	0	1,530.97	C
10/20	Tax Distribution	0	1,664.89	C
10/21	Tax Distribution	0	448.03	C
10/21	Tax Distribution	0	588.04	C
10/21	Tax Distribution	0	745,237.95	C
10/21	Tax Distribution	0	9,806.82	C
10/21	Tax Distribution	0	24,670.73	C
10/21	Tax Distribution	0	2,464.38	C



Yavapai County Treasurer

Monthly Statement

Date Range: 10/1/2021 to 10/31/2021

10/21	Tax Distribution	0	3,406.95	C
10/22	Tax Distribution	0	72.34	C
10/22	Tax Distribution	0	3,111.83	C
10/22	Tax Distribution	0	(101.16)	C
10/22	Tax Distribution	0	23,184.30	C
10/22	Tax Distribution	0	14,773.42	C
10/22	Tax Distribution	0	5,806.93	C
10/22	Tax Distribution	0	9,307.67	C
10/22	Tax Distribution	0	3,809.64	C
10/25	Tax Distribution	0	1,021.15	C
10/25	Tax Distribution	0	112,923.02	C
10/25	Tax Distribution	0	7,518.27	C
10/25	Tax Distribution	0	12,954.79	C
10/25	Tax Distribution	0	2,067.96	C
10/25	Tax Distribution	0	1,524.10	C
10/26	Tax Distribution	0	4,055.81	C
10/26	Tax Distribution	0	35,656.33	C
10/26	Tax Distribution	0	11,364.97	C
10/26	Tax Distribution	0	4,549.33	C
10/26	Tax Distribution	0	5,323.35	C
10/26	Tax Distribution	0	7,791.33	C
10/27	Tax Distribution	0	77.23	C
10/27	Tax Distribution	0	2,307.06	C
10/27	Tax Distribution	0	(1,110.82)	C
10/27	Tax Distribution	0	35,928.71	C
10/27	Tax Distribution	0	20,056.64	C
10/27	Tax Distribution	0	11,843.19	C
10/27	Tax Distribution	0	1,537.01	C
10/27	Tax Distribution	0	7,717.53	C
10/28	Tax Distribution	0	9,765.40	C
10/28	Tax Distribution	0	1,160.69	C
10/28	Tax Distribution	0	64,953.68	C
10/28	Tax Distribution	0	13,396.06	C
10/28	Tax Distribution	0	7,460.61	C
10/28	Tax Distribution	0	9,295.34	C
10/28	Tax Distribution	0	1,732.08	C
10/29	Tax Distribution	0	2,817.07	C
10/29	Tax Distribution	0	971.53	C
10/29	Tax Distribution	0	840.79	C
10/29	Tax Distribution	0	25,751.50	C
10/29	Tax Distribution	0	6,379.23	C
10/29	Tax Distribution	0	2,213.00	C
10/29	Tax Distribution	0	4,971.99	C



Yavapai County Treasurer

Monthly Statement

Date Range: 10/1/2021 to 10/31/2021

12100.2016 2016 Personal Property Taxes			Source Code Total: 17.07	
10/06	Tax Distribution	0	17.07	C
12100.2017 2017 Personal Property Taxes			Source Code Total: 56.82	
10/20	Tax Distribution	0	43.28	C
10/26	Tax Distribution	0	13.54	C
12100.2018 2018 Personal Property Taxes			Source Code Total: 54.51	
10/20	Tax Distribution	0	48.23	C
10/26	Tax Distribution	0	6.28	C
12100.2019 2019 Personal Property Taxes			Source Code Total: 599.83	
10/18	Tax Distribution	0	290.29	C
10/19	Tax Distribution	0	96.47	C
10/20	Tax Distribution	0	48.24	C
10/29	Tax Distribution	0	164.83	C
12100.2020 2020 Personal Property Taxes			Source Code Total: 1,120.24	
10/01	Tax Distribution	0	260.65	C
10/06	Tax Distribution	0	209.62	C
10/08	Tax Distribution	0	51.61	C
10/14	Tax Distribution	0	10.65	C
10/18	Tax Distribution	0	266.07	C
10/20	Tax Distribution	0	48.22	C
10/29	Tax Distribution	0	212.74	C
10/29	Tax Distribution	0	60.68	C
12100.2021 2021 Personal Property Taxes			Source Code Total: 34,382.32	
10/04	Tax Distribution	0	63.04	C
10/04	Tax Distribution	0	66.22	C
10/04	Tax Distribution	0	237.83	C
10/05	Tax Distribution	0	107.90	C
10/05	Tax Distribution	0	45.31	C
10/06	Tax Distribution	0	143.11	C
10/06	Tax Distribution	0	19.41	C
10/06	Tax Distribution	0	189.11	C
10/06	Tax Distribution	0	23.37	C
10/07	Tax Distribution	0	364.57	C
10/07	Tax Distribution	0	250.62	C
10/07	Tax Distribution	0	112.47	C
10/08	Tax Distribution	0	6.90	C
10/08	Tax Distribution	0	107.94	C
10/08	Tax Distribution	0	90.18	C
10/08	Tax Distribution	0	140.84	C
10/08	Tax Distribution	0	56.36	C
10/11	Tax Distribution	0	131.59	C
10/11	Tax Distribution	0	416.48	C
10/11	Tax Distribution	0	254.82	C



Yavapai County Treasurer

Monthly Statement

Date Range: 10/1/2021 to 10/31/2021

10/11	Tax Distribution	0	31.68	C
10/12	Tax Distribution	0	1,119.19	C
10/12	Tax Distribution	0	588.38	C
10/12	Tax Distribution	0	895.26	C
10/12	Tax Distribution	0	348.18	C
10/12	Tax Distribution	0	80.84	C
10/13	Tax Distribution	0	266.35	C
10/13	Tax Distribution	0	521.26	C
10/13	Tax Distribution	0	225.54	C
10/13	Tax Distribution	0	284.99	C
10/13	Tax Distribution	0	228.99	C
10/13	Tax Distribution	0	306.32	C
10/14	Tax Distribution	0	12.36	C
10/14	Tax Distribution	0	968.42	C
10/14	Tax Distribution	0	683.97	C
10/14	Tax Distribution	0	384.64	C
10/14	Tax Distribution	0	771.64	C
10/14	Tax Distribution	0	298.27	C
10/14	Tax Distribution	0	13.00	C
10/15	Tax Distribution	0	1,343.69	C
10/15	Tax Distribution	0	127.07	C
10/15	Tax Distribution	0	363.21	C
10/15	Tax Distribution	0	936.86	C
10/18	Tax Distribution	0	385.05	C
10/18	Tax Distribution	0	213.17	C
10/18	Tax Distribution	0	403.33	C
10/18	Tax Distribution	0	359.55	C
10/19	Tax Distribution	0	549.00	C
10/19	Tax Distribution	0	1,136.47	C
10/19	Tax Distribution	0	261.29	C
10/19	Tax Distribution	0	729.50	C
10/19	Tax Distribution	0	85.31	C
10/19	Tax Distribution	0	439.42	C
10/20	Tax Distribution	0	543.28	C
10/20	Tax Distribution	0	510.96	C
10/20	Tax Distribution	0	510.89	C
10/20	Tax Distribution	0	441.95	C
10/20	Tax Distribution	0	269.13	C
10/21	Tax Distribution	0	24.73	C
10/21	Tax Distribution	0	589.54	C
10/21	Tax Distribution	0	492.33	C
10/21	Tax Distribution	0	401.54	C
10/21	Tax Distribution	0	70.69	C



Yavapai County Treasurer

Monthly Statement

Date Range: 10/1/2021 to 10/31/2021

10/21	Tax Distribution	0	38.58	C
10/22	Tax Distribution	0	1,234.76	C
10/22	Tax Distribution	0	1,082.01	C
10/22	Tax Distribution	0	663.84	C
10/22	Tax Distribution	0	12.03	C
10/22	Tax Distribution	0	86.94	C
10/22	Tax Distribution	0	116.78	C
10/25	Tax Distribution	0	299.31	C
10/25	Tax Distribution	0	433.72	C
10/25	Tax Distribution	0	339.63	C
10/25	Tax Distribution	0	22.84	C
10/25	Tax Distribution	0	27.27	C
10/26	Tax Distribution	0	40.59	C
10/26	Tax Distribution	0	968.70	C
10/26	Tax Distribution	0	127.64	C
10/26	Tax Distribution	0	189.83	C
10/26	Tax Distribution	0	109.46	C
10/27	Tax Distribution	0	19.01	C
10/27	Tax Distribution	0	383.55	C
10/27	Tax Distribution	0	727.80	C
10/27	Tax Distribution	0	265.97	C
10/27	Tax Distribution	0	88.24	C
10/28	Tax Distribution	0	120.38	C
10/28	Tax Distribution	0	424.31	C
10/28	Tax Distribution	0	985.38	C
10/28	Tax Distribution	0	276.42	C
10/28	Tax Distribution	0	20.43	C
10/29	Tax Distribution	0	153.15	C
10/29	Tax Distribution	0	275.82	C
10/29	Tax Distribution	0	777.32	C
10/29	Tax Distribution	0	292.92	C
10/29	Tax Distribution	0	1,690.05	C
10/29	Tax Distribution	0	42.33	C
37150.0 FDAT Distributions			Source Code Total: 159,908.56	
10/01	Fire Dist Assistance Tax 0.142976	0	771.55	C
10/04	Fire Dist Assistance Tax 0.142976	0	4,544.83	C
10/05	Fire Dist Assistance Tax 0.142976	0	1,600.38	C
10/06	Fire Dist Assistance Tax 0.142976	0	3,697.46	C
10/07	Fire Dist Assistance Tax 0.142976	0	3,807.41	C
10/08	Fire Dist Assistance Tax 0.142976	0	4,135.95	C
10/11	Fire Dist Assistance Tax 0.142976	0	4,671.32	C
10/12	Fire Dist Assistance Tax 0.142976	0	5,665.62	C
10/13	Fire Dist Assistance Tax 0.142976	0	6,759.40	C



Yavapai County Treasurer

Monthly Statement

Date Range: 10/1/2021 to 10/31/2021

10/14 Fire Dist Assistance Tax 0.142976	0	6,022.63	C
10/15 Fire Dist Assistance Tax 0.142976	0	6,070.53	C
10/18 Fire Dist Assistance Tax 0.142976	0	6,001.55	C
10/19 Fire Dist Assistance Tax 0.142976	0	7,004.18	C
10/20 Fire Dist Assistance Tax 0.142976	0	8,020.52	C
10/21 Fire Dist Assistance Tax 0.142976	0	46,295.84	C
10/22 Fire Dist Assistance Tax 0.142976	0	6,420.36	C
10/25 Fire Dist Assistance Tax 0.142976	0	10,953.14	C
10/26 Fire Dist Assistance Tax 0.142976	0	6,565.37	C
10/27 Fire Dist Assistance Tax 0.142976	0	8,046.43	C
10/28 Fire Dist Assistance Tax 0.142976	0	7,468.69	C
10/29 Fire Dist Assistance Tax 0.142976	0	5,385.40	C
91702.0 Transfer out		Source Code Total: (59,176.16)	
10/22 Transfer Request per kb	0	(59,176.16)	D
6065540000 Chino Valley Fire Dist GF			
Ending Balance: 2,231,098.15			

Chino Valley Fire District
Bank Reconciliation Summary
For the Bank Statement ending: 10/31/2021

BANK CONTROL ID: GEN - GENERAL FUND		DESC: GENERAL FUND	ACCOUNT NO: 000000000000000
	Beginning Balance:	10/01/21	\$167,548.48
	Deposits and Credits:		\$2,122,725.83
	Checks and Charges:		(\$59,176.16)
	Adjustments:		\$0.00
	Ending Balance Per Reconciliation:		\$2,231,098.15
	Ending Balance Per Bank Statement:	10/31/21	\$2,231,098.15
	* Outstanding Deposits and Credits:	10/31/21	\$0.00
	* Outstanding Checks and Charges:	10/31/21	(\$772.50)
	Ending Book Balance:	10/31/21	\$2,230,325.65

* Outstanding amounts are all outstanding credits and charges dated prior or equal to the Reconciliation date.

GEN		General Fund			0000000000000000
Date	Document	Description	Module	Company	Amount
10/31/21	Cash With Yav Cty	Fire Authority Funding October	GL	CHINOV	\$59,176.16
TOTAL CHECKS AND CHARGES CLEARED:					\$59,176.16

Chino Valley Fire District
BR Checks and Charges Outstanding
For the Bank Statement ending: 10/31/21

GEN		General Fund			0000000000000000	
Date	Document	Description	Module	Company	Amount	
10/04/21	706550033	Arizona Fire District Associat	AP	CHINOV	\$300.00	
10/18/21	706550034	Nicolas J. Cornelius	AP	CHINOV	\$472.50	
TOTAL CHECKS AND CHARGES OUTSTANDING:					\$772.50	

Chino Valley Fire District
BR Deposits and Credits Cleared
For the Bank Statement ending: 10/31/21

GEN		General Fund			0000000000000000
Date	Document	Description	Module	Company	Amount
10/31/21	Cash With Yav Cty	GF Tax Revenue October 2021	GL	CHINOV	\$2,122,725.83
TOTAL DEPOSITS AND CREDITS CLEARED:					\$2,122,725.83

Chino Valley Fire District
BR Deposits and Credits Outstanding
For the Bank Statement ending:

Date	Document	Description	Module	Company	Amount
------	----------	-------------	--------	---------	--------

TOTAL DEPOSITS AND CREDITS OUTSTANDING:

Document Number	Date	BR Status	Void?	Description	Date Cleared	Amount
-----------------	------	-----------	-------	-------------	--------------	--------

MODULE: CHECKS FROM ACCOUNTS PAYABLE

BANK CONTROL ID: GEN - GENERAL FUND

706550033	10/04/21	Retrieved	No	Arizona Fire District Associat		\$300.00
706550034	10/18/21	Retrieved	No	Nicolas J. Cornelius		\$472.50

SUB TOTAL FOR BANK:	\$772.50
---------------------	----------

TOTAL FOR MODULE:	\$772.50
-------------------	----------

MODULE: JOURNAL ENTRIES FROM GENERAL LEDGER

BANK CONTROL ID: GEN - GENERAL FUND

Cash With Yav Cty	10/31/21	Marked	No	Fire Authority Funding October	11/09/21	\$59,176.16
Cash With Yav Cty	10/31/21	Marked	No	GF Tax Revenue October 2021	11/09/21	\$2,122,725.83

SUB TOTAL FOR BANK:	\$2,181,901.99
---------------------	----------------

TOTAL FOR MODULE:	\$2,181,901.99
-------------------	----------------

Chino Valley Fire District
BR Adjustments Report
For the Bank Statement ending:

Date	Document	Description	GL Account	Offset Amt	Adj. Amt
DOCUMENT:					

ADJUSTMENT DOCUMENT " TOTAL:

TOTAL FOR ALL ADJUSTMENTS:

11/9/21
11:32:37 AM

Chino Valley Fire District
Income Statement
(Original Budget to Actual Comparison)
For the period of 10/1/2021 Through 10/31/2021

Fund: (10) General Fund

	Account	Actual	Current Period Budget	Variance	%	Actual	Year To Date Budget	Variance	%
<u>Revenues</u>									
Real Estate Tax	10400000000	\$1,926,586.48	\$0.00	\$1,926,586.48	0.0%	\$6,365,650.49	\$4,833,636.00	\$1,532,014.49	31.7%
Personal Property Tax	10410000000	36,230.79	0.00	36,230.79	0.0	154,230.13	0.00	154,230.13	0.0
Fire District Assistance Tax	10420000000	159,908.56	0.00	159,908.56	0.0	565,923.59	400,000.00	165,923.59	41.5
Interest Income-General Fund	10490000000	0.00	0.00	0.00	0.0	1,479.83	0.00	1,479.83	0.0
Rebates/Refunds	10500000000	0.00	0.00	0.00	0.0	0.00	2,000.00	(2,000.00)	(100.0)
Misc. Revenues	10510000000	0.00	0.00	0.00	0.0	4.30	0.00	4.30	0.0
Net Revenues		\$2,122,725.83	\$0.00	\$2,122,725.83	0.0 %	\$7,087,288.34	\$5,235,636.00	\$1,851,652.34	35.4 %
<u>Program Expenses</u>									
Fire Authority Funding	10670010000	\$59,176.16	\$0.00	\$(59,176.16)	0.0%	\$5,034,840.40	\$5,222,136.00	\$187,295.60	3.6%
Total Program Expenses		\$59,176.16	\$0.00	\$(59,176.16)	0.0 %	\$5,034,840.40	\$5,222,136.00	\$187,295.60	3.6 %
<u>Fund Raising Expenses</u>									
Audit & Accounting	10640010000	\$0.00	\$0.00	\$0.00	0.0%	\$5,170.00	\$7,500.00	\$2,330.00	31.1%
Legal Services - Routine	10641010000	472.50	0.00	(472.50)	0.0	1,575.00	5,000.00	3,425.00	68.5
Fire Board Expenses	10644110000	300.00	0.00	(300.00)	0.0	1,187.86	1,000.00	(187.86)	(18.8)
Misc/Admin	10661010000	0.00	0.00	0.00	0.0	43.71	0.00	(43.71)	0.0
Contingency Expense - Current	10780130000	0.00	0.00	0.00	0.0	0.00	20,000.00	20,000.00	100.0
Total Fund Raising Expenses		\$772.50	\$0.00	\$(772.50)	0.0 %	\$7,976.57	\$33,500.00	\$25,523.43	76.2 %
Total Expenses		\$59,948.66		\$(59,948.66)		\$5,042,816.97	\$5,255,636.00	\$212,819.03	4.0%
Net Income (Loss)		\$2,062,777.17	\$0.00	\$2,062,777.17	0.0%	\$2,044,471.37	\$(20,000.00)	\$2,064,471.37	10322.4%

11/9/21
11:32:48 AM

Chino Valley Fire District

Balance Sheet

As of 10/31/2021

Fund: (10) General Fund

Assets

Current Assets

Cash with Yavapai County	\$2,230,325.65	
Taxes Receivable	134,851.50	
Total Current Assets		\$2,365,177.15
Total Assets		\$2,365,177.15

Liabilities and Net Assets

Current Liabilities

Accounts Payable	\$270.00	
Deferred Compensation (Prop Tax)	96,636.35	
CAFMA Accounts Payable	57,128.00	
Total Current Liabilities		\$154,034.35
Total Liabilities		\$154,034.35

Net Assets

Fund Balance	\$166,672.00	
Current Year Net Assets	2,044,471.37	
Total Net Assets		2,211,143.37
Total Liabilities and Net Assets		\$2,365,177.72

Chino Valley Fire District
GL Account Ledger - Detail By Period
10/1/2021 through 10/31/2021

Batch	Journal	Entry #	Date	Job	Document	Description	Debits	Credits	Balance
10.1100.0.0.000			CASH WITH YAVAPAI COUNTY						\$167,548.48
2207	CD	143833	10/04/21		706550033	Arizona Fire District Associat - Cash Disbursement ARIZ05	-	300.00	167,248.48
2212	CD	143848	10/18/21		706550034	Nicolas J. Cornelius - Cash Disbursement CORNIC	-	472.50	166,775.98
2213	GJ	143851	10/31/21		Cash With Yav Cty	Fire Authority Funding October 2021	-	59,176.16	107,599.82
2214	GJ	143852	10/31/21		Cash With Yav Cty	GF Tax Revenue October 2021	2,122,725.83	-	2,230,325.65
CASH WITH YAVAPAI COUNTY TOTALS:							\$2,122,725.83	\$59,948.66	\$2,230,325.65
TOTAL OF LEDGER:							\$2,122,725.83	\$59,948.66	\$2,230,325.65

Chino Valley Fire District
GL Trial Balance Worksheet
For The Period of 10/1/2021 through 10/31/2021

Account	Description	Balances				Adjustments
		Beginning	Debits	Credits	Ending	
10.1100.0.0.000	Cash with Yavapai County	\$167,548.48	\$2,122,725.83	\$59,948.66	\$2,230,325.65	
TOTALS:		<u>\$167,548.48</u>	<u>\$2,122,725.83</u>	<u>\$59,948.66</u>	<u>\$2,230,325.65</u>	

* Inactive accounts are marked and appear in grey.

CHINO VALLEY FIRE DISTRICT
BOND DEBT SERVICE ACCOUNT: 6-65640-7000
BANK RECONCILIATION OCTOBER 2021

Reconciliation:

Beginning Balance (CVFD):	\$	75,253.42
Deposits:	\$	171,963.44
Principal Payments:	\$	-
Interest Income:	\$	-
Interest Payments:	\$	-
Interest Paid on Tax Roll Corrections:	\$	-
Ending Balance:	\$	247,216.86

Difference Between Balances: \$ -

Bank Statement Balance:

Balance Per Bank:	\$	247,216.86
Outstanding Adjustments:	\$	-

Ending Balance: \$ 247,216.86

Deposits Per Bank Statement:

Fire District Deposits:	\$	-
Real Estate Taxes:	\$	168,775.46
Personal Property Taxes:	\$	3,187.98
Interest Revenue:	\$	-
Other:		
Ending Balance:	\$	171,963.44

Reconciliation Approved By:

Scott Freitag

Scott Freitag, Fire Chief

Digitally signed by Scott Freitag

Date: 2021.11.15 11:09:50 -07'00'

Reconciliation Reviewed By:

Dave Tharp

David Tharp, Assistant Chief of Administration

Digitally signed by Dave Tharp

Date: 2021.11.10 11:36:30 -07'00'

Reconciliation Prepared By:

Karen Butler Mauldin

Karen Butler Mauldin, Finance Manager

Digitally signed by Karen Butler Mauldin

Date: 2021.11.09 13:26:40 -07'00'

CHINO VALLEY FIRE DISTRICT
BOND DEBT FUND - OCTOBER, 2021

Real Estate Taxes:	\$	168,775.46
UPP Taxes:	\$	3,187.98
Interest Received:	\$	-
Other:	\$	-
<hr/>		
TOTAL:	\$	171,963.44
<hr/>		



Yavapai County Treasurer

Monthly Statement

Date Range: 10/1/2021 to 10/31/2021

Chino Valley Fire Dist BDS
Fund: 6065640700



Yavapai County Treasurer

Monthly Statement

Date Range: 10/1/2021 to 10/31/2021

Account	Period	YTD		
6065640700	Chino Valley Fire Dist BDS			
Begin Balance:	75,253.42	66,685.44		
Income:	171,963.44	180,531.72		
LOC Advance:	.00	.00		
Expense:	.00	(.30)	LOC:	.00
LOC Payments:	.00	.00	Warrants Outstanding:	.00
Cash Balance:	247,216.86	247,216.86	End:	247,216.86

Monthly Statement Summary

Source Code	Description		MTDAmount	YTDAmount
6065640700	Chino Valley Fire Dist BDS	Beginning Balance:	75,253.42	66,685.44
11100.2010	2010 Real Estate Taxes		1.21	1.21
11100.2011	2011 Real Estate Taxes		1.62	1.62
11100.2012	2012 Real Estate Taxes		1.61	1.61
11100.2013	2013 Real Estate Taxes		2.25	2.25
11100.2014	2014 Real Estate Taxes		2.26	2.26
11100.2015	2015 Real Estate Taxes		2.20	2.20
11100.2016	2016 Real Estate Taxes		.96	.96
11100.2017	2017 Real Estate Taxes		.92	.92
11100.2018	2018 Real Estate Taxes		.88	.88
11100.2019	2019 Real Estate Taxes		.81	1.74
11100.2020	2020 Real Estate Taxes		258.87	3,610.24
11100.2021	2021 Real Estate Taxes		168,501.87	172,471.77
12100.2015	2015 Personal Property Taxes		.00	7.77
12100.2016	2016 Personal Property Taxes		2.00	12.12
12100.2017	2017 Personal Property Taxes		6.44	14.14
12100.2018	2018 Personal Property Taxes		5.84	91.34
12100.2019	2019 Personal Property Taxes		59.65	191.17
12100.2020	2020 Personal Property Taxes		102.26	728.93
12100.2021	2021 Personal Property Taxes		3,011.79	3,135.68
38109.0	Interest on Investments St Treas		.00	178.35
38113.0	Interest on Investments-Wells Fargo		.00	74.56
90002.0	Interest Pd on Tax Roll Corrections		.00	(.30)
	Ending Balance:		247,216.86	247,216.86

Monthly Statement Detail

Date	Notes	Doc #	Amount	C/D
6065640700	Chino Valley Fire Dist BDS		Beginning Balance: 75,253.42	
11100.2010	2010 Real Estate Taxes		Source Code Total: 1.21	
10/07	Tax Distribution	0	1.21	C



Yavapai County Treasurer

Monthly Statement

Date Range: 10/1/2021 to 10/31/2021

11100.2011 2011 Real Estate Taxes			Source Code Total: 1.62	
10/07	Tax Distribution	0	1.62	C
11100.2012 2012 Real Estate Taxes			Source Code Total: 1.61	
10/07	Tax Distribution	0	1.61	C
11100.2013 2013 Real Estate Taxes			Source Code Total: 2.25	
10/07	Tax Distribution	0	2.25	C
11100.2014 2014 Real Estate Taxes			Source Code Total: 2.26	
10/07	Tax Distribution	0	2.26	C
11100.2015 2015 Real Estate Taxes			Source Code Total: 2.20	
10/07	Tax Distribution	0	2.20	C
11100.2016 2016 Real Estate Taxes			Source Code Total: .96	
10/07	Tax Distribution	0	.96	C
11100.2017 2017 Real Estate Taxes			Source Code Total: .92	
10/07	Tax Distribution	0	.92	C
11100.2018 2018 Real Estate Taxes			Source Code Total: .88	
10/07	Tax Distribution	0	.88	C
11100.2019 2019 Real Estate Taxes			Source Code Total: .81	
10/07	Tax Distribution	0	.81	C
11100.2020 2020 Real Estate Taxes			Source Code Total: 258.87	
10/01	Tax Distribution	0	42.51	C
10/01	Tax Distribution	0	.31	C
10/04	Tax Distribution	0	9.76	C
10/06	Tax Distribution	0	.64	C
10/07	Tax Distribution	0	.74	C
10/07	Tax Distribution	0	19.80	C
10/08	Tax Distribution	0	31.76	C
10/13	Tax Distribution	0	56.68	C
10/18	Tax Distribution	0	21.47	C
10/21	Tax Distribution	0	4.67	C
10/21	Tax Distribution	0	21.26	C
10/22	Tax Distribution	0	6.09	C
10/25	Tax Distribution	0	10.52	C
10/27	Tax Distribution	0	6.40	C
10/28	Tax Distribution	0	.11	C
10/29	Tax Distribution	0	12.37	C
10/29	Tax Distribution	0	13.78	C
11100.2021 2021 Real Estate Taxes			Source Code Total: 168,501.87	
10/01	Tax Distribution	0	51.81	C
10/01	Tax Distribution	0	379.55	C
10/01	Tax Distribution	0	156.31	C
10/04	Tax Distribution	0	307.56	C
10/04	Tax Distribution	0	1,579.29	C
10/04	Tax Distribution	0	118.30	C



Yavapai County Treasurer

Monthly Statement

Date Range: 10/1/2021 to 10/31/2021

10/04	Tax Distribution	0	370.38	C
10/04	Tax Distribution	0	81.91	C
10/05	Tax Distribution	0	274.96	C
10/05	Tax Distribution	0	300.30	C
10/05	Tax Distribution	0	39.99	C
10/05	Tax Distribution	0	291.78	C
10/05	Tax Distribution	0	164.90	C
10/06	Tax Distribution	0	307.51	C
10/06	Tax Distribution	0	786.44	C
10/06	Tax Distribution	0	666.62	C
10/06	Tax Distribution	0	623.92	C
10/06	Tax Distribution	0	207.77	C
10/06	Tax Distribution	0	49.06	C
10/07	Tax Distribution	0	689.43	C
10/07	Tax Distribution	0	1,269.49	C
10/07	Tax Distribution	0	713.01	C
10/07	Tax Distribution	0	537.88	C
10/07	Tax Distribution	0	140.33	C
10/08	Tax Distribution	0	453.26	C
10/08	Tax Distribution	0	1,172.63	C
10/08	Tax Distribution	0	673.57	C
10/08	Tax Distribution	0	259.34	C
10/08	Tax Distribution	0	46.32	C
10/08	Tax Distribution	0	582.05	C
10/11	Tax Distribution	0	18.06	C
10/11	Tax Distribution	0	1,234.38	C
10/11	Tax Distribution	0	1,114.82	C
10/11	Tax Distribution	0	366.81	C
10/11	Tax Distribution	0	491.24	C
10/11	Tax Distribution	0	40.94	C
10/12	Tax Distribution	0	73.59	C
10/12	Tax Distribution	0	14.86	C
10/12	Tax Distribution	0	3,010.43	C
10/12	Tax Distribution	0	440.75	C
10/12	Tax Distribution	0	677.69	C
10/12	Tax Distribution	0	1,535.65	C
10/12	Tax Distribution	0	369.94	C
10/13	Tax Distribution	0	30.42	C
10/13	Tax Distribution	0	(17.19)	C
10/13	Tax Distribution	0	39.89	C
10/13	Tax Distribution	0	1,319.05	C
10/13	Tax Distribution	0	1,847.33	C
10/13	Tax Distribution	0	525.08	C



Yavapai County Treasurer

Monthly Statement

Date Range: 10/1/2021 to 10/31/2021

10/13	Tax Distribution	0	661.40	C
10/13	Tax Distribution	0	621.44	C
10/14	Tax Distribution	0	322.58	C
10/14	Tax Distribution	0	3,364.77	C
10/14	Tax Distribution	0	1,057.33	C
10/14	Tax Distribution	0	1,201.27	C
10/14	Tax Distribution	0	314.42	C
10/14	Tax Distribution	0	376.74	C
10/15	Tax Distribution	0	3,735.60	C
10/15	Tax Distribution	0	500.19	C
10/15	Tax Distribution	0	868.30	C
10/15	Tax Distribution	0	453.63	C
10/15	Tax Distribution	0	234.41	C
10/18	Tax Distribution	0	859.56	C
10/18	Tax Distribution	0	2,110.54	C
10/18	Tax Distribution	0	655.00	C
10/18	Tax Distribution	0	776.23	C
10/18	Tax Distribution	0	167.94	C
10/18	Tax Distribution	0	19.71	C
10/19	Tax Distribution	0	623.76	C
10/19	Tax Distribution	0	2,117.27	C
10/19	Tax Distribution	0	1,592.58	C
10/19	Tax Distribution	0	2,271.57	C
10/19	Tax Distribution	0	80.78	C
10/19	Tax Distribution	0	404.20	C
10/20	Tax Distribution	0	19.03	C
10/20	Tax Distribution	0	574.23	C
10/20	Tax Distribution	0	(108.18)	C
10/20	Tax Distribution	0	1,308.66	C
10/20	Tax Distribution	0	597.68	C
10/20	Tax Distribution	0	1,589.01	C
10/20	Tax Distribution	0	134.11	C
10/20	Tax Distribution	0	145.86	C
10/21	Tax Distribution	0	39.25	C
10/21	Tax Distribution	0	51.51	C
10/21	Tax Distribution	0	65,280.00	C
10/21	Tax Distribution	0	859.03	C
10/21	Tax Distribution	0	2,161.07	C
10/21	Tax Distribution	0	215.88	C
10/21	Tax Distribution	0	298.44	C
10/22	Tax Distribution	0	6.34	C
10/22	Tax Distribution	0	272.58	C
10/22	Tax Distribution	0	(8.86)	C



Yavapai County Treasurer

Monthly Statement

Date Range: 10/1/2021 to 10/31/2021

10/22	Tax Distribution	0	2,030.84	C
10/22	Tax Distribution	0	1,294.09	C
10/22	Tax Distribution	0	508.65	C
10/22	Tax Distribution	0	815.33	C
10/22	Tax Distribution	0	333.70	C
10/25	Tax Distribution	0	89.45	C
10/25	Tax Distribution	0	9,891.59	C
10/25	Tax Distribution	0	658.57	C
10/25	Tax Distribution	0	1,134.67	C
10/25	Tax Distribution	0	181.15	C
10/25	Tax Distribution	0	133.50	C
10/26	Tax Distribution	0	355.26	C
10/26	Tax Distribution	0	3,123.33	C
10/26	Tax Distribution	0	995.53	C
10/26	Tax Distribution	0	398.51	C
10/26	Tax Distribution	0	466.31	C
10/26	Tax Distribution	0	682.48	C
10/27	Tax Distribution	0	6.76	C
10/27	Tax Distribution	0	202.09	C
10/27	Tax Distribution	0	(97.30)	C
10/27	Tax Distribution	0	3,147.22	C
10/27	Tax Distribution	0	1,756.86	C
10/27	Tax Distribution	0	1,037.37	C
10/27	Tax Distribution	0	134.64	C
10/27	Tax Distribution	0	676.01	C
10/28	Tax Distribution	0	855.39	C
10/28	Tax Distribution	0	101.67	C
10/28	Tax Distribution	0	5,689.70	C
10/28	Tax Distribution	0	1,173.40	C
10/28	Tax Distribution	0	653.49	C
10/28	Tax Distribution	0	814.24	C
10/28	Tax Distribution	0	151.74	C
10/29	Tax Distribution	0	246.77	C
10/29	Tax Distribution	0	85.10	C
10/29	Tax Distribution	0	73.65	C
10/29	Tax Distribution	0	2,255.70	C
10/29	Tax Distribution	0	558.79	C
10/29	Tax Distribution	0	193.84	C
10/29	Tax Distribution	0	435.51	C
12100.2016 2016 Personal Property Taxes			Source Code Total: 2.00	
10/06	Tax Distribution	0	2.00	C
12100.2017 2017 Personal Property Taxes			Source Code Total: 6.44	
10/20	Tax Distribution	0	4.91	C



Yavapai County Treasurer

Monthly Statement

Date Range: 10/1/2021 to 10/31/2021

10/26	Tax Distribution	0	1.53	C
12100.2018 2018 Personal Property Taxes			Source Code Total: 5.84	
10/20	Tax Distribution	0	5.17	C
10/26	Tax Distribution	0	.67	C
12100.2019 2019 Personal Property Taxes			Source Code Total: 59.65	
10/18	Tax Distribution	0	28.87	C
10/19	Tax Distribution	0	9.59	C
10/20	Tax Distribution	0	4.80	C
10/29	Tax Distribution	0	16.39	C
12100.2020 2020 Personal Property Taxes			Source Code Total: 102.26	
10/01	Tax Distribution	0	23.79	C
10/06	Tax Distribution	0	19.14	C
10/08	Tax Distribution	0	4.71	C
10/14	Tax Distribution	0	.97	C
10/18	Tax Distribution	0	24.29	C
10/20	Tax Distribution	0	4.40	C
10/29	Tax Distribution	0	19.42	C
10/29	Tax Distribution	0	5.54	C
12100.2021 2021 Personal Property Taxes			Source Code Total: 3,011.79	
10/04	Tax Distribution	0	5.52	C
10/04	Tax Distribution	0	5.80	C
10/04	Tax Distribution	0	20.83	C
10/05	Tax Distribution	0	9.46	C
10/05	Tax Distribution	0	3.97	C
10/06	Tax Distribution	0	16.57	C
10/06	Tax Distribution	0	2.05	C
10/06	Tax Distribution	0	12.53	C
10/06	Tax Distribution	0	1.70	C
10/07	Tax Distribution	0	31.93	C
10/07	Tax Distribution	0	21.95	C
10/07	Tax Distribution	0	9.85	C
10/08	Tax Distribution	0	.60	C
10/08	Tax Distribution	0	9.46	C
10/08	Tax Distribution	0	7.90	C
10/08	Tax Distribution	0	12.34	C
10/08	Tax Distribution	0	4.94	C
10/11	Tax Distribution	0	11.53	C
10/11	Tax Distribution	0	36.48	C
10/11	Tax Distribution	0	22.32	C
10/11	Tax Distribution	0	2.78	C
10/12	Tax Distribution	0	98.01	C
10/12	Tax Distribution	0	51.53	C
10/12	Tax Distribution	0	78.41	C



Yavapai County Treasurer

Monthly Statement

Date Range: 10/1/2021 to 10/31/2021

10/12	Tax Distribution	0	30.49	C
10/12	Tax Distribution	0	7.08	C
10/13	Tax Distribution	0	23.33	C
10/13	Tax Distribution	0	45.66	C
10/13	Tax Distribution	0	19.76	C
10/13	Tax Distribution	0	24.96	C
10/13	Tax Distribution	0	20.07	C
10/13	Tax Distribution	0	26.84	C
10/14	Tax Distribution	0	59.92	C
10/14	Tax Distribution	0	33.69	C
10/14	Tax Distribution	0	67.60	C
10/14	Tax Distribution	0	26.13	C
10/14	Tax Distribution	0	1.14	C
10/14	Tax Distribution	0	1.08	C
10/14	Tax Distribution	0	84.82	C
10/15	Tax Distribution	0	117.72	C
10/15	Tax Distribution	0	11.13	C
10/15	Tax Distribution	0	31.81	C
10/15	Tax Distribution	0	82.06	C
10/18	Tax Distribution	0	33.75	C
10/18	Tax Distribution	0	18.67	C
10/18	Tax Distribution	0	35.33	C
10/18	Tax Distribution	0	31.49	C
10/19	Tax Distribution	0	48.09	C
10/19	Tax Distribution	0	99.56	C
10/19	Tax Distribution	0	22.89	C
10/19	Tax Distribution	0	63.90	C
10/19	Tax Distribution	0	7.47	C
10/19	Tax Distribution	0	38.50	C
10/20	Tax Distribution	0	47.60	C
10/20	Tax Distribution	0	44.75	C
10/20	Tax Distribution	0	44.74	C
10/20	Tax Distribution	0	38.71	C
10/20	Tax Distribution	0	23.57	C
10/21	Tax Distribution	0	2.17	C
10/21	Tax Distribution	0	51.64	C
10/21	Tax Distribution	0	43.13	C
10/21	Tax Distribution	0	35.17	C
10/21	Tax Distribution	0	6.19	C
10/21	Tax Distribution	0	3.38	C
10/22	Tax Distribution	0	108.16	C
10/22	Tax Distribution	0	94.79	C
10/22	Tax Distribution	0	58.16	C



Yavapai County Treasurer

Monthly Statement

Date Range: 10/1/2021 to 10/31/2021

10/22	Tax Distribution	0	1.05	C
10/22	Tax Distribution	0	7.62	C
10/22	Tax Distribution	0	10.23	C
10/25	Tax Distribution	0	26.23	C
10/25	Tax Distribution	0	37.98	C
10/25	Tax Distribution	0	29.75	C
10/25	Tax Distribution	0	2.00	C
10/25	Tax Distribution	0	2.39	C
10/26	Tax Distribution	0	3.55	C
10/26	Tax Distribution	0	84.85	C
10/26	Tax Distribution	0	11.18	C
10/26	Tax Distribution	0	16.63	C
10/26	Tax Distribution	0	9.59	C
10/27	Tax Distribution	0	1.67	C
10/27	Tax Distribution	0	33.59	C
10/27	Tax Distribution	0	63.76	C
10/27	Tax Distribution	0	23.30	C
10/27	Tax Distribution	0	7.73	C
10/28	Tax Distribution	0	10.54	C
10/28	Tax Distribution	0	37.17	C
10/28	Tax Distribution	0	86.32	C
10/28	Tax Distribution	0	24.22	C
10/28	Tax Distribution	0	1.79	C
10/29	Tax Distribution	0	13.42	C
10/29	Tax Distribution	0	24.16	C
10/29	Tax Distribution	0	68.10	C
10/29	Tax Distribution	0	25.66	C
10/29	Tax Distribution	0	148.04	C
10/29	Tax Distribution	0	3.71	C
6065640700 Chino Valley Fire Dist BDS			Ending Balance: 247,216.86	

Chino Valley Fire District
Bank Reconciliation Summary
For the Bank Statement ending: 10/31/2021

BANK CONTROL ID: BDS - YAVAPAI COUNTY TREASURER		DESC: BOND DEBT SERVICE	ACCOUNT NO: 6-65640-7000
Beginning Balance:	10/01/21		\$75,253.42
Deposits and Credits:			\$171,963.44
Checks and Charges:			\$0.00
Adjustments:			\$0.00
Ending Balance Per Reconciliation:			\$247,216.86
Ending Balance Per Bank Statement:	10/31/21		\$247,216.86
* Outstanding Deposits and Credits:	10/31/21		\$0.00
* Outstanding Checks and Charges:	10/31/21		\$0.00
Ending Book Balance:			\$247,216.86

* Outstanding amounts are all outstanding credits and charges dated prior or equal to the Reconciliation date.

Chino Valley Fire District
BR Checks and Charges Cleared
For the Bank Statement ending:

Date	Document	Description	Module	Company	Amount
------	----------	-------------	--------	---------	--------

TOTAL CHECKS AND CHARGES CLEARED:

Chino Valley Fire District
BR Checks and Charges Outstanding
For the Bank Statement ending:

<u>Date</u>	<u>Document</u>	<u>Description</u>	<u>Module</u>	<u>Company</u>	<u>Amount</u>
-------------	-----------------	--------------------	---------------	----------------	---------------

TOTAL CHECKS AND CHARGES OUTSTANDING:

Chino Valley Fire District
BR Deposits and Credits Cleared
For the Bank Statement ending: 10/31/21

BDS	Yavapai County Treasurer	Bond Debt Service	6-65640-7000
-----	--------------------------	-------------------	--------------

Date	Document	Description	Module	Company	Amount
10/31/21	Cash With Yav Cty	BDS Tax Revenue October 2021	GL	CHINOV	\$171,963.44
TOTAL DEPOSITS AND CREDITS CLEARED:					\$171,963.44

Chino Valley Fire District
BR Deposits and Credits Outstanding
For the Bank Statement ending:

Date	Document	Description	Module	Company	Amount
------	----------	-------------	--------	---------	--------

TOTAL DEPOSITS AND CREDITS OUTSTANDING:

Document Number	Date	BR Status	Void?	Description	Date Cleared	Amount
-----------------	------	-----------	-------	-------------	--------------	--------

MODULE: JOURNAL ENTRIES FROM GENERAL LEDGER

BANK CONTROL ID: BDS - YAVAPAI COUNTY TREASURER

Cash With Yav Cty	10/31/21	Marked	No	BDS Tax Revenue October 2021	11/09/21	\$171,963.44
-------------------	----------	--------	----	------------------------------	----------	--------------

SUB TOTAL FOR BANK:	\$171,963.44
---------------------	--------------

TOTAL FOR MODULE:	\$171,963.44
-------------------	--------------

Chino Valley Fire District
BR Adjustments Report
For the Bank Statement ending:

Date	Document	Description	GL Account	Offset Amt	Adj. Amt
------	----------	-------------	------------	------------	----------

DOCUMENT:

ADJUSTMENT DOCUMENT " TOTAL:

TOTAL FOR ALL ADJUSTMENTS:

11/9/21
1:18:00 PM

Chino Valley Fire District
Income Statement
(Original Budget to Actual Comparison)
For the period of 10/1/2021 Through 10/31/2021

Fund: (40) Bond Service Fund

	Account	Actual	Current Period Budget	Variance	%	Actual	Year To Date Budget	Variance	%
<u>Revenues</u>									
Real Estate Tax	40420000002	\$168,775.46	\$0.00	\$168,775.46	0.0%	\$573,708.55	\$0.00	\$573,708.55	0.0%
Personal Tax Revenue	40420500000	3,187.98	0.00	3,187.98	0.0	14,131.29	0.00	14,131.29	0.0
Net Revenues		\$171,963.44	\$0.00	\$171,963.44	0.0 %	\$587,839.84	\$0.00	\$587,839.84	0.0 %
Income (Loss) from Operations		\$171,963.44	\$0.00	\$171,963.44	0.0%	\$587,839.84	\$0.00	\$587,839.84	0.0%
<u>Other Income (Expense)</u>									
Bond Debt Service Interest Revenue	40430000000	\$0.00	\$0.00	\$0.00	0.0%	\$1,160.49	\$0.00	\$1,160.49	0.0%
Bond Debt Service Principle Payment	40600000000	0.00	0.00	0.00	0.0	(345,000.00)	0.00	(345,000.00)	0.0
Bond Debt Service Interest Expense	40610000000	0.00	0.00	0.00	0.0	(102,559.30)	0.00	(102,559.30)	0.0
Total Other Income (Expense)		\$0.00	\$0.00	\$0.00	0.0 %	\$(446,398.81)	\$0.00	\$(446,398.81)	0.0 %
Net Income (Loss)		\$171,963.44	\$0.00	\$171,963.44	0.0%	\$141,441.03	\$0.00	\$141,441.03	0.0%

11/9/21
1:18:03 PM

Chino Valley Fire District

Balance Sheet

As of 10/31/2021

Fund: (40) Bond Service Fund

Account: (1105) Not Defined

Assets

Current Assets

Bond Debt Service	\$247,216.86	
Total Current Assets		\$247,216.86
Total Assets		\$247,216.86
Total Liabilities and Net Assets		\$0.00

Chino Valley Fire District
GL Account Ledger - Detail By Period
10/1/2021 through 10/31/2021

Batch	Journal	Entry #	Date	Job	Document	Description	Debits	Credits	Balance
40.1105.0.0.000						BOND DEBT SERVICE			\$75,253.42
2215	GJ	143856	10/31/21		Cash With Yav Cty	BDS Tax Revenue October 2021	171,963.44	-	247,216.86
BOND DEBT SERVICE TOTALS:							\$171,963.44	\$0.00	\$247,216.86
TOTAL OF LEDGER:							\$171,963.44	\$0.00	\$247,216.86

Chino Valley Fire District
GL Trial Balance Worksheet
For The Period of 10/1/2021 through 10/31/2021

Account	Description	Balances				Adjustments
		Beginning	Debits	Credits	Ending	
40.1105.0.0.000	Bond Debt Service	\$75,253.42	\$171,963.44	\$0.00	\$247,216.86	
TOTALS:		<u>\$75,253.42</u>	<u>\$171,963.44</u>	<u>\$0.00</u>	<u>\$247,216.86</u>	

* Inactive accounts are marked and appear in grey.

The Chino Valley Fire District Board of Directors have reviewed and approved the following monthly financial documents to include Income Statements, Balance Sheets, and Bank Reconciliations with supporting documents, Revenue and Expenditure Graphs, and Cash Flow Projections in compliance with ARS §48-805, 807:

CVFD General Fund

CVFD Bond Debt Service

Fire Board Chairperson	Date
------------------------	------

Fire Board Clerk	Date
------------------	------

Signature indicating approval on next page.

CHINO VALLEY FIRE DISTRICT
GENERAL FUND - CHECK RECONCILIATION DECEMBER 2021

Reconciliation:

Beginning Balance:	\$ 695,118.56
Deposits:	\$ 400,471.30
Transfer Out - Fire Authority:	\$ (587,519.05)
Interest Paid on Tax Roll Correct:	\$ (2.26)
Adjustment:	\$ -
Reversing Entry:	\$ -
Disbursements:	\$ (4,000.00)
Ending Balance:	\$ 504,068.55

Difference Between Balances: \$ -

Bank Statement Balance:

Balance Per Bank:	\$ 508,068.55
Outstanding Checks:	\$ (4,000.00)
Outstanding Deposits:	\$ -
Reversing Entry:	\$ -

Ending Balance: \$ 504,068.55

G/L Ending Balance: \$ 504,068.55

\$ 504,068.55

Deposits Per Bank Statement:

Real Estate Taxes:	\$ 351,744.93
Personal Property Taxes:	\$ 13,351.11
Fire District Assistance Tax:	\$ 35,028.70
Fire District Deposit:	\$ -
Transfer Out-Fire Authority:	\$ 587,519.05
ADOT & Fish and Game In Lieu:	\$ -
Interest Paid - Tax Roll Corrections	\$ 2.26
Adjustment:	\$ -
Interest Income:	\$ 346.56
Adjustments: Warrants Issued	\$ 4,000.00
Ending Balance:	\$ 991,992.61

Bank Reconciliation Register:

Checks From Accounts Payable: \$ 4,000.00

Total Checks: \$ 4,000.00

Deposits From Accounts Receivable: \$ -
Journal Entries From General Ledger: \$ 987,992.61

Ending Balance: \$ 991,992.61

Reconciliation Approved By:

Scott Freitag

Digitally signed by Scott Freitag
Date: 2022.01.17 11:50:09
-07'00'

Scott Freitag, Fire Chief

Reconciliation Reviewed By:

Dave Tharp

Digitally signed by Dave Tharp
Date: 2022.01.16 09:02:54
-07'00'

David Tharp, Assistant Chief of Administration

Reconciliation Prepared By:

Karen Mauldin

Digitally signed by Karen
Mauldin
Date: 2022.01.12 15:55:29
-07'00'

Karen Mauldin, Finance Manager

CHINO VALLEY FIRE DISTRICT
General Fund Tax Collection Information

Total Levy Month	FY 16-17 \$3,547,699 Collected	FY 17-18 \$3,707,996 Collected	FY 18-19 \$3,926,501 Collected	FY 19-20 \$4,190,442 Collected	FY 20-21 \$4,497,237 Collected	FY 21-22 \$4,833,636 Collected
July	\$10,160	\$24,936	\$21,890	\$14,597	\$42,316	\$26,983
%	0.286%	0.672%	0.557%	0.348%	0.941%	0.558%
% To Date	0.2864%	0.6725%	0.5575%	0.3483%	0.9409%	0.5582%
August	\$18,803	\$10,622	\$12,226	\$10,746	\$15,526	\$11,257
%	0.530%	0.286%	0.311%	0.256%	0.345%	0.233%
% To Date	0.8164%	0.9590%	0.8688%	0.6048%	1.2862%	0.7911%
September	\$182,315	\$178,141	\$25,209	\$30,894	\$8,143	\$54,439
%	5.139%	4.804%	0.642%	0.737%	0.181%	1.126%
% To Date	5.9553%	5.7632%	1.5109%	1.3420%	1.4673%	1.9174%
October	\$834,512	\$1,503,325	\$1,610,381	\$1,807,742	\$1,780,309	\$1,962,817
%	23.523%	40.543%	41.013%	43.140%	39.587%	40.607%
% To Date	29.4779%	46.3060%	42.5240%	44.4817%	41.0540%	42.5249%
November	\$866,615	\$290,266	\$498,787	\$373,908	\$508,805	\$535,270
%	24.428%	7.828%	12.703%	8.923%	11.314%	11.074%
% To Date	53.9055%	54.1341%	55.2271%	53.4046%	52.3677%	53.5987%
December	\$227,672	\$223,661	\$236,727	\$286,760	\$399,155	\$365,096
%	6.4175%	6.0319%	6.0289%	6.8432%	8.8756%	7.5532%
% To Date	60.3229%	60.1659%	61.2560%	60.2478%	61.2433%	61.1520%
January	\$89,048	\$153,278	\$117,994	\$115,429	\$118,322	\$0
%	2.5100%	4.1337%	3.0051%	2.7546%	2.6310%	0.0000%
% To Date	62.8330%	64.2997%	64.2611%	63.0023%	63.8742%	61.1520%
February	\$94,094	\$95,262	\$54,476	\$104,991	\$88,422	\$0
%	2.6523%	2.5691%	1.3874%	2.5055%	1.9661%	0.0000%
% To Date	65.4852%	66.8688%	65.6485%	65.5078%	65.8404%	61.1520%
March	\$141,015	\$127,298	\$138,910	\$142,182	\$143,500	\$0
%	3.9748%	3.4331%	3.5377%	3.3930%	3.1908%	0.0000%
% To Date	69.4600%	70.3018%	69.1863%	68.9008%	69.0312%	61.1520%
April	\$821,855	\$794,289	\$955,634	\$983,917	\$1,082,230	\$0
%	23.1659%	21.4210%	24.3380%	23.4800%	24.0643%	0.0000%
% To Date	92.6259%	91.7228%	93.5243%	92.3809%	93.0956%	61.1520%
May	\$195,151	\$238,700	\$189,925	\$206,496	\$202,990	\$0
%	5.5008%	6.4374%	4.8370%	4.9278%	4.5137%	0.0000%
% To Date	98.1267%	98.1602%	98.3613%	97.3086%	97.6092%	61.1520%
June	\$66,097	\$80,520	\$84,895	\$49,679	\$87,815	\$0
%	1.8631%	2.1715%	2.1621%	1.1855%	1.9527%	0.0000%
% To Date	99.9898%	100.3318%	100.5234%	98.4942%	99.5619%	61.1520%
TOTALS	\$3,547,337	\$3,720,297	\$3,947,053	\$4,127,341	\$4,477,533	\$2,955,864
Delinquency	0.0102%	-0.3318%	-0.5234%	1.5058%	0.4381%	38.8480%

CHINO VALLEY FIRE DISTRICT
FDAT Collection Information

Total Levy Month	FY 16-17 \$313,900 Collected	FY 17-18 \$333,290 Collected	FY 18-19 \$333,290 Collected	FY 19-20 \$366,547 Collected	FY 20-21 \$400,000 Collected	FY 21-22 \$400,000 Collected
July	\$1,423	\$1,630	\$1,238	\$1,475	\$2,769	\$1,871
%	0.453%	0.489%	0.371%	0.403%	0.692%	0.468%
% To Date	0.4533%	0.4891%	0.3715%	0.4025%	0.6923%	0.4677%
August	\$661	\$554	\$707	\$653	\$662	\$1,498
%	0.211%	0.166%	0.212%	0.178%	0.166%	0.375%
% To Date	0.6638%	0.6553%	0.5835%	0.5806%	0.8579%	0.8422%
September	\$8,777	\$12,654	\$3,182	\$1,853	\$879	\$4,669
%	2.796%	3.797%	0.955%	0.505%	0.220%	1.167%
% To Date	3.4600%	4.4520%	1.5382%	1.0861%	1.0777%	2.0095%
October	\$86,411	\$93,081	\$139,813	\$107,270	\$160,480	\$159,909
%	27.528%	27.928%	41.949%	29.265%	40.120%	39.977%
% To Date	30.9881%	32.3799%	43.4877%	30.3510%	41.1979%	41.9866%
November	\$75,219	\$74,651	\$59,861	\$30,666	\$48,339	\$52,249
%	23.9628%	22.3983%	17.9606%	8.3663%	12.0848%	13.0622%
% To Date	54.9510%	54.7782%	61.4483%	38.7172%	53.2826%	55.0488%
December	\$24,923	\$21,663	\$25,413	\$112,035	\$39,219	\$35,029
%	7.9398%	6.4997%	7.6250%	30.5650%	9.8048%	8.7572%
% To Date	62.8907%	61.2779%	69.0733%	69.2822%	63.0874%	63.8060%
January	\$11,762	\$16,138	\$11,149	\$11,446	\$12,625	\$0
%	3.7471%	4.8420%	3.3450%	3.1227%	3.1562%	0.0000%
% To Date	66.6378%	66.1199%	72.4183%	72.4049%	66.2436%	63.8060%
February	\$8,291	\$8,056	\$7,409	\$10,419	\$6,657	\$0
%	2.641%	2.417%	2.223%	2.842%	1.664%	0.000%
% To Date	69.2790%	68.5368%	74.6413%	75.2473%	67.9079%	63.8060%
March	\$12,638	\$12,174	\$13,713	\$13,361	\$10,897	\$0
%	4.0263%	3.6528%	4.1143%	3.6452%	2.7242%	0.0000%
% To Date	73.3052%	72.1897%	78.7556%	78.8925%	70.6320%	63.8060%
April	\$62,586	\$63,209	\$79,859	\$85,315	\$88,842	\$0
%	19.9382%	18.9651%	23.9607%	23.2754%	22.2104%	0.0000%
% To Date	93.2434%	91.1548%	102.7164%	102.1679%	92.8424%	63.8060%
May	\$23,662	\$23,731	\$18,881	\$21,832	\$19,620	\$0
%	7.5381%	7.1201%	5.6650%	5.9561%	4.9050%	0.0000%
% To Date	100.7815%	98.2749%	108.3813%	108.1240%	97.7475%	63.8060%
June	\$4,682	\$5,094	\$5,726	\$4,474	\$6,987	\$0
%	1.4917%	1.5285%	1.7181%	1.2206%	1.7468%	0.0000%
% To Date	102.2732%	99.8034%	110.0995%	109.3446%	99.4943%	63.8060%
TOTALS	\$321,035	\$332,635	\$366,951	\$400,799	\$397,977	\$255,224
Delinquency	-2.2732%	0.1966%	-10.0995%	-9.3446%	0.5057%	36.1940%
	100.0000%	100.0000%	100.0000%	100.0000%	100.0000%	100.0000%



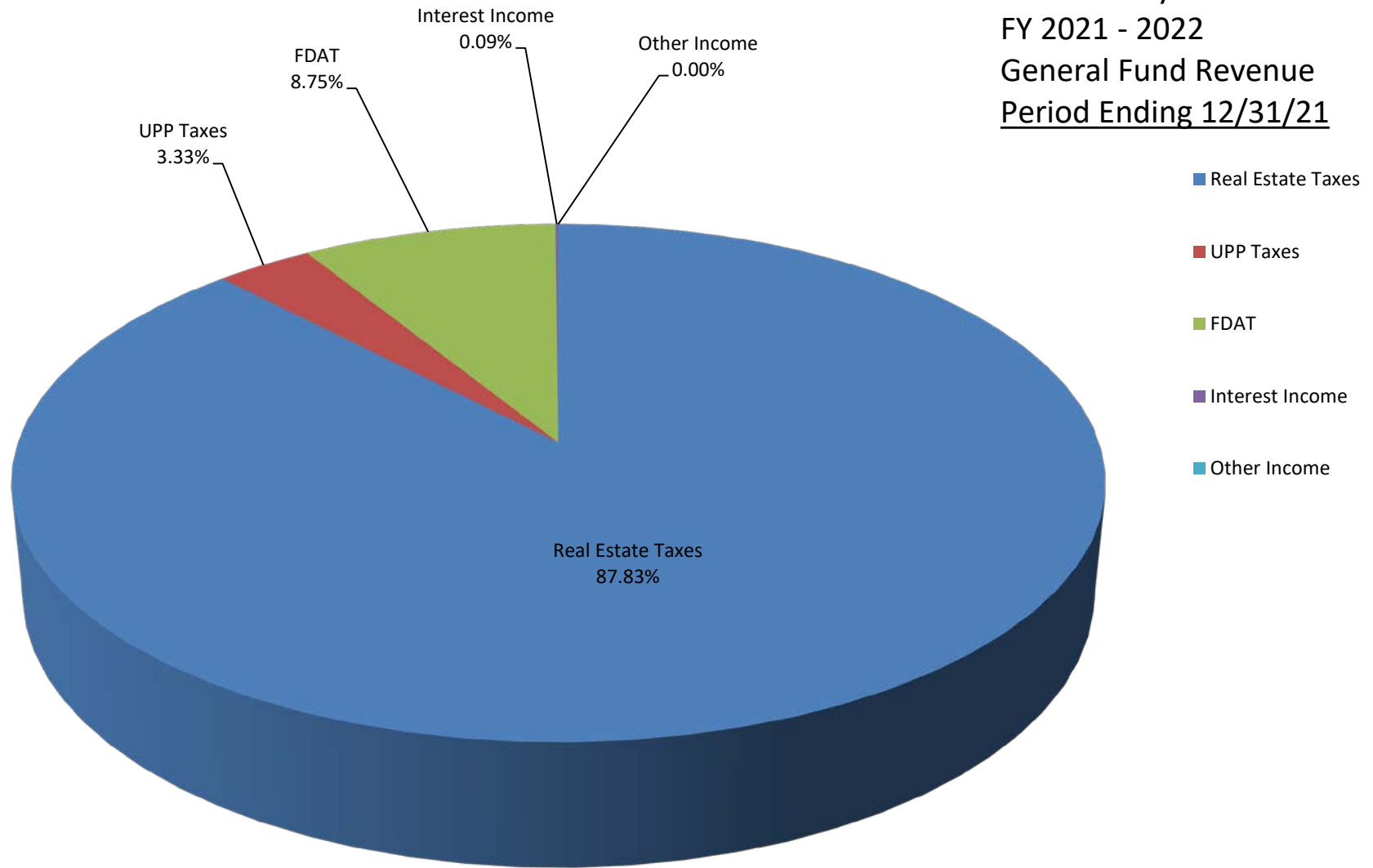
2021 - 2022 Cash Flow by Month : DECEMBER

	ACTUAL						PROJECTED					
	July	Aug.	Sept.	Oct.	Nov.	Dec.	Jan.	Feb.	March	April	May	June
Revenues:												
Taxes	26,983	11,257	54,439	1,962,817	535,270	365,096	402,803	402,803	402,803	402,803	402,803	402,803
FDAT	1,871	1,498	4,669	159,909	52,249	35,029	33,333	33,333	33,333	33,333	33,333	33,333
Interest Income	47	117	68	-	-	347	-	-	-	-	-	-
Other Income	-	-	-	-	-	-	167	167	167	167	167	167
RevenueTotals:	28,901	12,872	59,176	2,122,726	587,519	400,471	436,303	436,303	436,303	436,303	436,303	436,303
Expenditures:												
Audit/Accounting, Election, Legal, Fire Board Expenses	293	251	-	773	-	4,000	1,125	1,125	1,125	1,125	1,125	1,125
Contingency	-	-	-	-	-	-	1,667	1,667	1,667	1,667	1,667	1,667
Fire Authority Funding	95,112	28,901	12,872	59,176	2,122,726	587,519	435,178	435,178	435,178	435,178	435,178	435,178
Miscellaneous	-	0	3	-	0	2	-	-	-	-	-	-
ExpenditureTotals:	95,404	29,152	12,876	59,949	2,122,726	591,521	437,970	437,970	437,970	437,970	437,970	437,970
 Monthly Net Cash	 (66,503)	 (16,280)	 46,300	 2,062,777	 (1,535,207)	 (191,050)	 (1,667)	 (1,667)	 (1,667)	 (1,667)	 (1,667)	 (1,667)
 Cumulative Net Cash	 (46,503)	 (62,783)	 (16,483)	 2,046,294	 511,087	 320,037						
 Cash Balance (Carryover)	 20,000	 (42,783)	 (59,266)	 1,987,028	 2,498,116	 2,818,153						

**CHINO VALLEY FIRE DISTRICT
REVENUE GRAPH DATA**

	Revenue	Budget	%
Real Estate Taxes	\$ 351,745	\$ 4,833,636	87.83
UPP Taxes	\$ 13,351	\$ -	3.33
FDAT	\$ 35,029	\$ 400,000	8.75
Interest Income	\$ 347	\$ -	0.09
Other Income	\$ -	\$ 2,000	0.00
TOTALS:	\$ 400,471	\$ 5,235,636	100.00

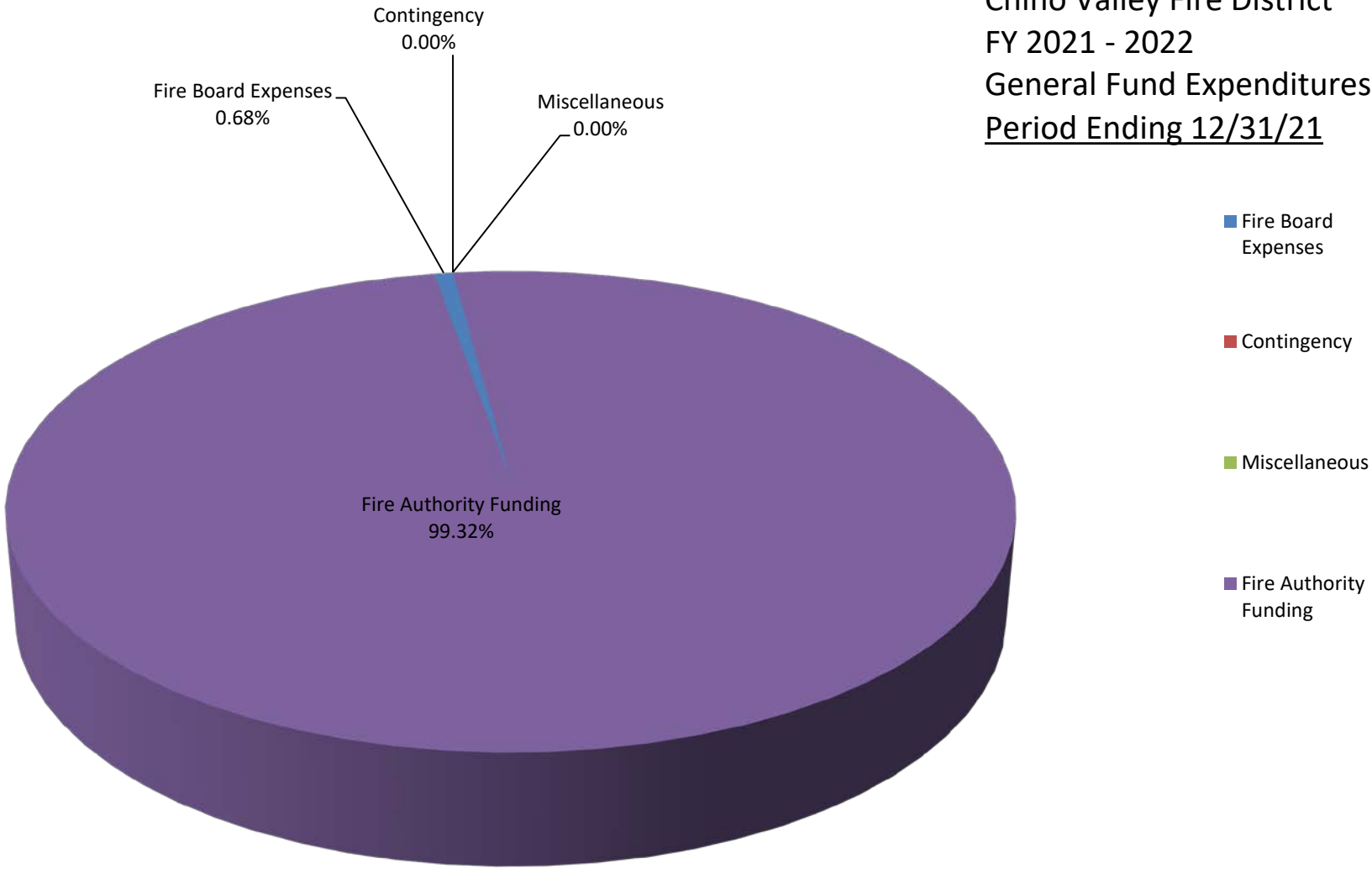
Chino Valley Fire District
FY 2021 - 2022
General Fund Revenue
Period Ending 12/31/21



**CHINO VALLEY FIRE DISTRICT
EXPENSE GRAPH DATA**

Revenue		Budget	%
Fire Board Expenses	\$ 4,000	\$ 13,500	0.68
Contingency	\$ -	\$ 20,000	-
Miscellaneous	\$ 2	\$ -	0.00
Fire Authority Funding	\$ 587,519	\$ 5,222,136	99.32
TOTALS:	\$ 591,521	\$ 5,255,636	100.00

Chino Valley Fire District
FY 2021 - 2022
General Fund Expenditures
Period Ending 12/31/21



CHINO VALLEY FIRE DISTRICT
GENERAL FUND - DECEMBER, 2021

Real Estate Taxes:	\$	351,744.93
UPP Taxes:	\$	13,351.11
FDAT:	\$	35,028.70
Interest Received:	\$	346.56
Other:	\$	-
<hr/>		
TOTAL:	\$	400,471.30
<hr/>		

Transferred to CAFMA:	\$	587,519.05
-----------------------	----	------------



Yavapai County Treasurer

Monthly Statement

Date Range: 12/1/2021 to 12/31/2021

Chino Valley Fire Dist GF
Fund: 6065540000



Yavapai County Treasurer

Monthly Statement

Date Range: 12/1/2021 to 12/31/2021

Account	Period	YTD		
6065540000	Chino Valley Fire Dist GF			
Begin Balance:	695,118.56	204,031.21		
Income:	400,471.30 ✓	3,211,665.91		
LOC Advance:	.00	.00		
Expense:	(587,521.31) ✓	(2,907,628.57)	LOC:	.00
LOC Payments:	.00	.00	Warrants Outstanding:	.00
Cash Balance:	508,068.55	508,068.55	End:	508,068.55



Yavapai County Treasurer

Monthly Statement

Date Range: 12/1/2021 to 12/31/2021

Monthly Statement Summary

Monthly Statement Summary				
Source Code	Description		MTDAmount	YTDAmount
6065540000 Chino Valley Fire Dist GF		Beginning Balance:	695,118.56	204,031.21
11100.2010	2010 Real Estate Taxes		.00	11.25
11100.2011	2011 Real Estate Taxes		.00	13.50
11100.2012	2012 Real Estate Taxes		.00	16.89
11100.2013	2013 Real Estate Taxes		.00	22.00
11100.2014	2014 Real Estate Taxes		.00	22.00
11100.2015	2015 Real Estate Taxes		.00	22.62
11100.2016	2016 Real Estate Taxes		.00	10.59
11100.2017	2017 Real Estate Taxes		.00	10.59
11100.2018	2018 Real Estate Taxes		.00	10.60
11100.2019	2019 Real Estate Taxes		2.44	22.36
11100.2020	2020 Real Estate Taxes		7,531.12	51,348.43
11100.2021	2021 Real Estate Taxes		344,211.37	2,825,943.74
12100.2005	2005 Personal Property Taxes		.00	4.44
12100.2006	2006 Personal Property Taxes		.00	19.69
12100.2012	2012 Personal Property Taxes		.00	1.06
12100.2013	2013 Personal Property Taxes		.00	9.48
12100.2015	2015 Personal Property Taxes		.00	71.18
12100.2016	2016 Personal Property Taxes		.00	112.93
12100.2017	2017 Personal Property Taxes		(67.38)	57.33
12100.2018	2018 Personal Property Taxes		.00	861.34
12100.2019	2019 Personal Property Taxes		590.67	2,613.90
12100.2020	2020 Personal Property Taxes		949.92	9,199.11
12100.2021	2021 Personal Property Taxes		11,877.90	65,458.56
37150.0	FDAT Distributions		35,028.70	255,223.89
38109.0	Interest on Investments St Treas		346.56	482.43
38113.0	Interest on Investments-Wells Fargo		.00	96.00
90002.0	Interest Pd on Tax Roll Corrections		(2.26)	(5.96)
91032.0	Warrants Redeemed		.00	(1,316.06)
91702.0	Transfer out		(587,519.05)	(2,906,306.55)
		Ending Balance:	508,068.55	508,068.55

Monthly Statement Detail

Date	Notes	Doc #	Amount	C/D
6065540000	Chino Valley Fire Dist GF		Beginning Balance: 695,118.56	
11100.2019	2019 Real Estate Taxes		Source Code Total: 2.44	
12/03	Tax Distribution	0	2.44	C
11100.2020	2020 Real Estate Taxes		Source Code Total: 7,531.12	
12/01	Tax Distribution	0	70.82	C



Yavapai County Treasurer

Monthly Statement

Date Range: 12/1/2021 to 12/31/2021

12/03	Tax Distribution	0	2.44	C
12/06	Tax Distribution	0	55.02	C
12/06	Tax Distribution	0	43.54	C
12/09	Tax Distribution	0	226.87	C
12/09	Tax Distribution	0	504.24	C
12/10	Tax Distribution	0	200.36	C
12/13	Tax Distribution	0	59.05	C
12/14	Tax Distribution	0	913.63	C
12/14	Tax Distribution	0	224.98	C
12/14	Tax Distribution	0	313.79	C
12/15	Tax Distribution	0	200.25	C
12/16	Tax Distribution	0	56.26	C
12/17	Tax Distribution	0	446.76	C
12/20	Tax Distribution	0	90.00	C
12/20	Tax Distribution	0	(.88)	C
12/20	Tax Distribution	0	344.48	C
12/20	Tax Distribution	0	517.92	C
12/20	Tax Distribution	0	582.39	C
12/21	Tax Distribution	0	428.28	C
12/22	Tax Distribution	0	9.74	C
12/22	Tax Distribution	0	233.84	C
12/23	Tax Distribution	0	16.18	C
12/23	Tax Distribution	0	85.20	C
12/27	Tax Distribution	0	120.55	C
12/27	Tax Distribution	0	48.02	C
12/27	Tax Distribution	0	508.29	C
12/28	Tax Distribution	0	2.44	C
12/29	Tax Distribution	0	243.26	C
12/29	Tax Distribution	0	99.24	C
12/30	Tax Distribution	0	787.54	C
12/30	Tax Distribution	0	23.28	C
12/30	Tax Distribution	0	73.34	C
11100.2021 2021 Real Estate Taxes			Source Code Total: 344,211.37	
12/01	Tax Distribution	0	161.97	C
12/01	Tax Distribution	0	1,185.21	C
12/01	Tax Distribution	0	466.86	C
12/01	Tax Distribution	0	1,898.99	C
12/01	Tax Distribution	0	1,308.94	C
12/01	Tax Distribution	0	6,434.05	C
12/01	Tax Distribution	0	138.14	C
12/02	Tax Distribution	0	1,063.32	C
12/02	Tax Distribution	0	1,809.29	C
12/02	Tax Distribution	0	1,397.06	C



Yavapai County Treasurer

Monthly Statement

Date Range: 12/1/2021 to 12/31/2021

12/02	Tax Distribution	0	823.65	C
12/02	Tax Distribution	0	4,550.06	C
12/02	Tax Distribution	0	2,737.75	C
12/03	Tax Distribution	0	597.98	C
12/03	Tax Distribution	0	5,054.22	C
12/03	Tax Distribution	0	2,849.67	C
12/06	Tax Distribution	0	1,911.38	C
12/06	Tax Distribution	0	9,601.18	C
12/06	Tax Distribution	0	1,314.94	C
12/07	Tax Distribution	0	2,594.25	C
12/07	Tax Distribution	0	3,867.93	C
12/07	Tax Distribution	0	2,753.30	C
12/07	Tax Distribution	0	(44.16)	C
12/07	Tax Distribution	0	2,830.77	C
12/07	Tax Distribution	0	2,321.93	C
12/08	Tax Distribution	0	8,097.55	C
12/08	Tax Distribution	0	17,234.55	C
12/08	Tax Distribution	0	1,389.98	C
12/08	Tax Distribution	0	807.15	C
12/08	Tax Distribution	0	7,429.75	C
12/09	Tax Distribution	0	169.60	C
12/09	Tax Distribution	0	2,418.99	C
12/09	Tax Distribution	0	3,066.80	C
12/10	Tax Distribution	0	18,648.80	C
12/10	Tax Distribution	0	420.74	C
12/13	Tax Distribution	0	.36	C
12/13	Tax Distribution	0	13,822.27	C
12/13	Tax Distribution	0	230.84	C
12/14	Tax Distribution	0	951.38	C
12/14	Tax Distribution	0	525.88	C
12/14	Tax Distribution	0	7,574.63	C
12/14	Tax Distribution	0	167.12	C
12/14	Tax Distribution	0	1,396.49	C
12/14	Tax Distribution	0	7,371.14	C
12/15	Tax Distribution	0	51.35	C
12/15	Tax Distribution	0	295.94	C
12/15	Tax Distribution	0	10,698.97	C
12/15	Tax Distribution	0	1,631.91	C
12/15	Tax Distribution	0	2,685.37	C
12/15	Tax Distribution	0	7,524.34	C
12/16	Tax Distribution	0	766.42	C
12/16	Tax Distribution	0	802.56	C
12/16	Tax Distribution	0	945.88	C



Yavapai County Treasurer

Monthly Statement

Date Range: 12/1/2021 to 12/31/2021

12/16	Tax Distribution	0	6,493.34	C
12/17	Tax Distribution	0	11,777.05	C
12/20	Tax Distribution	0	2,013.49	C
12/20	Tax Distribution	0	11,456.07	C
12/20	Tax Distribution	0	2,301.50	C
12/20	Tax Distribution	0	274.86	C
12/20	Tax Distribution	0	7,405.77	C
12/21	Tax Distribution	0	5,682.45	C
12/21	Tax Distribution	0	228.52	C
12/21	Tax Distribution	0	6,055.15	C
12/21	Tax Distribution	0	865.36	C
12/21	Tax Distribution	0	3,383.53	C
12/21	Tax Distribution	0	6,113.19	C
12/22	Tax Distribution	0	1,414.50	C
12/22	Tax Distribution	0	1,735.41	C
12/22	Tax Distribution	0	15,108.90	C
12/22	Tax Distribution	0	5,460.21	C
12/22	Tax Distribution	0	4,554.12	C
12/22	Tax Distribution	0	896.93	C
12/23	Tax Distribution	0	6,656.76	C
12/23	Tax Distribution	0	1,784.97	C
12/27	Tax Distribution	0	2,800.13	C
12/27	Tax Distribution	0	72.27	C
12/27	Tax Distribution	0	6,195.17	C
12/27	Tax Distribution	0	2,934.20	C
12/28	Tax Distribution	0	2,426.68	C
12/29	Tax Distribution	0	64.56	C
12/29	Tax Distribution	0	12,707.96	C
12/29	Tax Distribution	0	12,458.10	C
12/29	Tax Distribution	0	1,951.89	C
12/29	Tax Distribution	0	1,287.43	C
12/30	Tax Distribution	0	3,233.95	C
12/30	Tax Distribution	0	16,981.62	C
12/30	Tax Distribution	0	2,679.89	C
12100.2017 2017 Personal Property Taxes			Source Code Total: (67.38)	
12/14	Tax Distribution	0	(67.38)	C
12100.2019 2019 Personal Property Taxes			Source Code Total: 590.67	
12/14	Tax Distribution	0	31.98	C
12/20	Tax Distribution	0	45.86	C
12/22	Tax Distribution	0	211.76	C
12/28	Tax Distribution	0	248.76	C
12/29	Tax Distribution	0	52.31	C



Yavapai County Treasurer

Monthly Statement

Date Range: 12/1/2021 to 12/31/2021

12100.2020 2020 Personal Property Taxes			Source Code Total: 949.92	
12/02	Tax Distribution	0	381.16	C
12/14	Tax Distribution	0	31.98	C
12/20	Tax Distribution	0	240.74	C
12/28	Tax Distribution	0	244.39	C
12/29	Tax Distribution	0	51.65	C
12100.2021 2021 Personal Property Taxes			Source Code Total: 11,877.90	
12/01	Tax Distribution	0	288.95	C
12/01	Tax Distribution	0	198.01	C
12/02	Tax Distribution	0	462.35	C
12/02	Tax Distribution	0	222.45	C
12/02	Tax Distribution	0	(197.31)	C
12/02	Tax Distribution	0	334.44	C
12/02	Tax Distribution	0	256.62	C
12/03	Tax Distribution	0	61.00	C
12/07	Tax Distribution	0	42.68	C
12/07	Tax Distribution	0	264.75	C
12/07	Tax Distribution	0	574.13	C
12/07	Tax Distribution	0	7.47	C
12/08	Tax Distribution	0	55.09	C
12/08	Tax Distribution	0	188.78	C
12/08	Tax Distribution	0	21.35	C
12/08	Tax Distribution	0	61.43	C
12/08	Tax Distribution	0	263.97	C
12/09	Tax Distribution	0	20.80	C
12/09	Tax Distribution	0	202.89	C
12/13	Tax Distribution	0	234.68	C
12/14	Tax Distribution	0	149.69	C
12/14	Tax Distribution	0	31.98	C
12/14	Tax Distribution	0	483.68	C
12/15	Tax Distribution	0	31.95	C
12/16	Tax Distribution	0	347.61	C
12/16	Tax Distribution	0	22.97	C
12/16	Tax Distribution	0	110.15	C
12/17	Tax Distribution	0	509.21	C
12/20	Tax Distribution	0	375.29	C
12/20	Tax Distribution	0	132.79	C
12/20	Tax Distribution	0	307.35	C
12/21	Tax Distribution	0	233.21	C
12/21	Tax Distribution	0	883.58	C
12/21	Tax Distribution	0	177.37	C
12/22	Tax Distribution	0	452.37	C
12/22	Tax Distribution	0	258.67	C



Yavapai County Treasurer

Monthly Statement

Date Range: 12/1/2021 to 12/31/2021

12/27	Tax Distribution	0	147.31	C
12/27	Tax Distribution	0	33.03	C
12/27	Tax Distribution	0	196.30	C
12/28	Tax Distribution	0	303.87	C
12/29	Tax Distribution	0	294.67	C
12/29	Tax Distribution	0	418.82	C
12/29	Tax Distribution	0	389.45	C
12/29	Tax Distribution	0	969.09	C
12/30	Tax Distribution	0	540.16	C
12/30	Tax Distribution	0	340.55	C
12/30	Tax Distribution	0	172.25	C
37150.0 FDAT Distributions			Source Code Total: 35,028.70	
12/01	Fire Dist Assistance Tax 0.142976	0	1,555.10	C
12/02	Fire Dist Assistance Tax 0.142976	0	1,218.21	C
12/03	Fire Dist Assistance Tax 0.142976	0	631.12	C
12/06	Fire Dist Assistance Tax 0.142976	0	1,181.76	C
12/07	Fire Dist Assistance Tax 0.142976	0	2,030.64	C
12/08	Fire Dist Assistance Tax 0.142976	0	2,320.22	C
12/09	Fire Dist Assistance Tax 0.142976	0	696.81	C
12/10	Fire Dist Assistance Tax 0.142976	0	1,138.39	C
12/13	Fire Dist Assistance Tax 0.142976	0	1,424.41	C
12/14	Fire Dist Assistance Tax 0.142976	0	2,693.25	C
12/15	Fire Dist Assistance Tax 0.142976	0	1,643.27	C
12/16	Fire Dist Assistance Tax 0.142976	0	629.11	C
12/17	Fire Dist Assistance Tax 0.142976	0	1,335.48	C
12/20	Fire Dist Assistance Tax 0.142976	0	2,824.44	C
12/21	Fire Dist Assistance Tax 0.142976	0	2,534.24	C
12/22	Fire Dist Assistance Tax 0.142976	0	3,064.61	C
12/23	Fire Dist Assistance Tax 0.142976	0	1,614.08	C
12/27	Fire Dist Assistance Tax 0.142976	0	1,495.06	C
12/28	Fire Dist Assistance Tax 0.142976	0	540.09	C
12/29	Fire Dist Assistance Tax 0.142976	0	2,375.58	C
12/30	Fire Dist Assistance Tax 0.142976	0	2,082.83	C
38109.0 Interest on Investments St Treas			Source Code Total: 346.56	
12/30	Investment Interest	0	346.56	C
90002.0 Interest Pd on Tax Roll Corrections			Source Code Total: (2.26)	
12/02	80070 210-00-64011 2021 Adjustment/Corr Refund	80070	(1.95)	D
12/07	80113 306-15-013D0 2021 Adjustment/Corr Refund	80113	(.31)	D
91702.0 Transfer out			Source Code Total: (587,519.05)	
12/15	TRANSFER REQUEST DTD 12-14-21	0	(587,519.05)	D
6065540000 Chino Valley Fire Dist GF				Ending Balance: 508,068.55

Chino Valley Fire District
Bank Reconciliation Summary
For the Bank Statement ending: 12/31/2021

BANK CONTROL ID: GEN - GENERAL FUND		DESC: GENERAL FUND	ACCOUNT NO: 000000000000000
Beginning Balance:	12/01/21		\$695,118.56
Deposits and Credits:			\$400,471.30
Checks and Charges:			(\$587,521.31)
Adjustments:			\$0.00
Ending Balance Per Reconciliation:			\$508,068.55
Ending Balance Per Bank Statement:	12/31/21		\$508,068.55
* Outstanding Deposits and Credits:	12/31/21		\$0.00
* Outstanding Checks and Charges:	12/31/21		(\$4,000.00)
Ending Book Balance:		12/31/21	\$504,068.55

Chino Valley Fire District
BR Checks and Charges Cleared
For the Bank Statement ending: 12/31/21

GEN		General Fund		General Fund		000000000000000
Date	Document	Description	Module	Company	Amount	
12/31/21	Cash With Yav Cty	Fire Authority Funding Decembe	GL	CHINOV	\$587,519.05	
12/31/21	Cash With Yav Cty	Interest Paid-Tax Roll Correct	GL	CHINOV	\$2.26	
TOTAL CHECKS AND CHARGES CLEARED:					\$587,521.31	

Chino Valley Fire District
BR Checks and Charges Outstanding
For the Bank Statement ending: 12/31/21

GEN		General Fund			General Fund		0000000000000000
Date	Document	Description	Module	Company	Amount		
12/27/21	706550035	Henry & Horne LLP	AP	CHINOV	\$4,000.00		
TOTAL CHECKS AND CHARGES OUTSTANDING:					\$4,000.00		

Chino Valley Fire District
BR Deposits and Credits Cleared
For the Bank Statement ending: 12/31/21

GEN		General Fund			0000000000000000
Date	Document	Description	Module	Company	Amount
12/31/21	Cash With Yav Cty	GF Tax & Interest Revenue Dec	GL	CHINOV	\$400,471.30
TOTAL DEPOSITS AND CREDITS CLEARED:					\$400,471.30

Chino Valley Fire District
BR Deposits and Credits Outstanding
For the Bank Statement ending:

Date	Document	Description	Module	Company	Amount
------	----------	-------------	--------	---------	--------

TOTAL DEPOSITS AND CREDITS OUTSTANDING:

Chino Valley Fire District
Bank Reconciliation Register

Document Number	Date	BR Status	Void?	Description	Date Cleared	Amount
-----------------	------	-----------	-------	-------------	--------------	--------

MODULE: CHECKS FROM ACCOUNTS PAYABLE

BANK CONTROL ID: GEN - GENERAL FUND						
706550035	12/27/21	Retrieved	No	Henry & Horne LLP		\$4,000.00
					SUB TOTAL FOR BANK:	\$4,000.00
					TOTAL FOR MODULE:	\$4,000.00

MODULE: JOURNAL ENTRIES FROM GENERAL LEDGER

BANK CONTROL ID: GEN - GENERAL FUND						
Cash With Yav Cty	12/31/21	Marked	No	Fire Authority Funding Decembe	01/12/22	\$587,519.05
Cash With Yav Cty	12/31/21	Marked	No	GF Tax & Interest Revenue Dec	01/12/22	\$400,471.30
Cash With Yav Cty	12/31/21	Marked	No	Interest Paid-Tax Roll Correct	01/12/22	\$2.26
					SUB TOTAL FOR BANK:	\$987,992.61
					TOTAL FOR MODULE:	\$987,992.61

Chino Valley Fire District
BR Adjustments Report
For the Bank Statement ending:

Date	Document	Description	GL Account	Offset Amt	Adj. Amt
------	----------	-------------	------------	------------	----------

DOCUMENT:

ADJUSTMENT DOCUMENT " TOTAL:

TOTAL FOR ALL ADJUSTMENTS:

1/12/22
3:39:09 PM

Chino Valley Fire District
Income Statement
(Original Budget to Actual Comparison)
For the period of 12/1/2021 Through 12/31/2021

Fund: (10) General Fund

	Account	Actual	Current Period Budget	Variance	%	Actual	Year To Date Budget	Variance	%
<u>Revenues</u>									
Real Estate Tax	10400000000	\$351,744.93	\$0.00	\$351,744.93	0.0%	\$2,877,454.57	\$4,833,636.00	\$(1,956,181.43)	(40.5)%
Personal Property Tax	10410000000	13,351.11	0.00	13,351.11	0.0	78,409.02	0.00	78,409.02	0.0
Fire District Assistance Tax	10420000000	35,028.70	0.00	35,028.70	0.0	255,223.89	400,000.00	(144,776.11)	(36.2)
Interest Income-General Fund	10490000000	346.56	0.00	346.56	0.0	578.43	0.00	578.43	0.0
Rebates/Refunds	10500000000	0.00	0.00	0.00	0.0	0.00	2,000.00	(2,000.00)	(100.0)
Net Revenues		\$400,471.30	\$0.00	\$400,471.30	0.0 %	\$3,211,665.91	\$5,235,636.00	\$(2,023,970.09)	(38.7)%
<u>Program Expenses</u>									
Fire Authority Funding	10670010000	\$587,519.05	\$0.00	\$(587,519.05)	0.0%	\$2,906,306.55	\$5,222,136.00	\$2,315,829.45	44.3%
Total Program Expenses		\$587,519.05	\$0.00	\$(587,519.05)	0.0 %	\$2,906,306.55	\$5,222,136.00	\$2,315,829.45	44.3 %
<u>Fund Raising Expenses</u>									
Audit & Accounting	10640010000	\$4,000.00	\$0.00	\$(4,000.00)	0.0%	\$4,000.00	\$7,500.00	\$3,500.00	46.7%
Legal Services - Routine	10641010000	0.00	0.00	0.00	0.0	765.00	5,000.00	4,235.00	84.7
Fire Board Expenses	10644110000	0.00	0.00	0.00	0.0	551.06	1,000.00	448.94	44.9
Misc/Admin	10661010000	2.26	0.00	(2.26)	0.0	5.96	0.00	(5.96)	0.0
Contingency Expense - Current	10780130000	0.00	0.00	0.00	0.0	0.00	20,000.00	20,000.00	100.0
Total Fund Raising Expenses		\$4,002.26	\$0.00	\$(4,002.26)	0.0 %	\$5,322.02	\$33,500.00	\$28,177.98	84.1 %
Total Expenses		\$591,521.31		\$(591,521.31)		\$2,911,628.57	\$5,255,636.00	\$2,344,007.43	44.6%
Net Income (Loss)		\$(191,050.01)	\$0.00	\$(191,050.01)	0.0%	\$300,037.34	\$(20,000.00)	\$320,037.34	1600.2%

1/12/22
3:39:13 PM

Chino Valley Fire District

Balance Sheet

As of 12/31/2021

Fund: (10) General Fund

Assets

Current Assets

Cash with Yavapai County	\$504,068.55	
Taxes Receivable	134,851.50	
Total Current Assets		\$638,920.05
Total Assets		\$638,920.05

Liabilities and Net Assets

Current Liabilities

Accounts Payable	\$270.00	
Deferred Compensation (Prop Tax)	96,636.35	
Total Current Liabilities		\$96,906.35
Total Liabilities		\$96,906.35

Net Assets

Fund Balance	\$241,976.93	
Current Year Net Assets	300,037.34	
Total Net Assets		542,014.27
Total Liabilities and Net Assets		\$638,920.62

Chino Valley Fire District
GL Account Ledger - Detail By Period
12/1/2021 through 12/31/2021

Batch	Journal	Entry #	Date	Job	Document	Description	Debits	Credits	Balance
10.1100.0.0.000		CASH WITH YAVAPAI COUNTY							\$695,118.56
2225	CD	143895	12/27/21		706550035	Henry & Horne LLP - Cash Disbursement HENHOR	-	4,000.00	691,118.56
2223	GJ	143892	12/31/21		Cash With Yav Cty	Fire Authority Funding December 2021	-	587,519.05	103,599.51
2226	GJ	143897	12/31/21		Cash With Yav Cty	GF Tax & Interest Revenue Dec 2021	400,471.30	-	504,070.81
2227	GJ	143903	12/31/21		Cash With Yav Cty	Interest Paid-Tax Roll Corrections 12.21	-	2.26	504,068.55
CASH WITH YAVAPAI COUNTY TOTALS:							\$400,471.30	\$591,521.31	\$504,068.55
TOTAL OF LEDGER:							\$400,471.30	\$591,521.31	\$504,068.55

Chino Valley Fire District
GL Trial Balance Worksheet
For The Period of 12/1/2021 through 12/31/2021

Account	Description	Balances				Adjustments
		Beginning	Debits	Credits	Ending	
10.1100.0.0.000	Cash with Yavapai County	\$695,118.56	\$400,471.30	\$591,521.31	\$504,068.55	
TOTALS:		<u>\$695,118.56</u>	<u>\$400,471.30</u>	<u>\$591,521.31</u>	<u>\$504,068.55</u>	

* Inactive accounts are marked and appear in grey.

CHINO VALLEY FIRE DISTRICT
BOND DEBT SERVICE ACCOUNT: 6-65640-7000
BANK RECONCILIATION DECEMBER 2021

Reconciliation:

Beginning Balance (CVFD):	\$	294,124.87
Deposits:	\$	32,018.16
Principal Payments:	\$	-
Interest Income:	\$	60.84
Interest Payments:	\$	(46,706.25)
Interest Paid on Tax Roll Corrections:	\$	(0.20)
Ending Balance:	\$	279,497.42

Difference Between Balances: \$ -

Bank Statement Balance:

Balance Per Bank:	\$	279,497.42
Outstanding Adjustments:	\$	-

Ending Balance: \$ 279,497.42

Deposits Per Bank Statement:

Fire District Deposits:	\$	-
Real Estate Taxes:	\$	30,839.90
Personal Property Taxes:	\$	1,178.26
Interest Revenue:	\$	60.84
Other:		
Ending Balance:	\$	32,079.00

Reconciliation Approved By:

Scott Freitag

Digitally signed by Scott Freitag
Date: 2022.01.17 11:49:22
-07'00'

Scott Freitag, Fire Chief

Reconciliation Reviewed By:

Dave Tharp

Digitally signed by Dave Tharp
Date: 2022.01.16 09:07:15
-07'00'

David Tharp, Assistant Chief of Administration

Reconciliation Prepared By:

Karen Mauldin

Digitally signed by Karen Mauldin
Date: 2022.01.12 17:33:50 -07'00'

Karen Mauldin, Finance Manager

CHINO VALLEY FIRE DISTRICT
BOND DEBT FUND - DECEMBER, 2021

Real Estate Taxes:	\$	30,839.90
UPP Taxes:	\$	1,178.26
Interest Received:	\$	60.84
Other:	\$	-

TOTAL:	\$	32,079.00
--------	----	-----------



Yavapai County Treasurer

Monthly Statement

Date Range: 12/1/2021 to 12/31/2021

Chino Valley Fire Dist BDS
Fund: 6065640700



Yavapai County Treasurer

Monthly Statement

Date Range: 12/1/2021 to 12/31/2021

Account	Period	YTD		
6065640700	Chino Valley Fire Dist BDS			
Begin Balance:	294,124.87	66,685.44		
Income:	32,079.00	259,518.76		
LOC Advance:	.00	.00		
Expense:	(46,706.45)	(46,706.78)	LOC:	.00
LOC Payments:	.00	.00	Warrants Outstanding:	.00
Cash Balance:	279,497.42	279,497.42	End:	279,497.42

Monthly Statement Summary

Source Code	Description		MTDAmount	YTDAmount
6065640700 Chino Valley Fire Dist BDS		Beginning Balance:	294,124.87	66,685.44
11100.2010	2010 Real Estate Taxes		.00	1.21
11100.2011	2011 Real Estate Taxes		.00	1.62
11100.2012	2012 Real Estate Taxes		.00	1.61
11100.2013	2013 Real Estate Taxes		.00	2.92
11100.2014	2014 Real Estate Taxes		.00	2.94
11100.2015	2015 Real Estate Taxes		.00	2.86
11100.2016	2016 Real Estate Taxes		.00	1.25
11100.2017	2017 Real Estate Taxes		.00	1.19
11100.2018	2018 Real Estate Taxes		.00	1.14
11100.2019	2019 Real Estate Taxes		.24	2.22
11100.2020	2020 Real Estate Taxes		687.54	4,687.52
11100.2021	2021 Real Estate Taxes		30,152.12	247,542.32
12100.2012	2012 Personal Property Taxes		.00	.10
12100.2013	2013 Personal Property Taxes		.00	1.26
12100.2015	2015 Personal Property Taxes		.00	9.00
12100.2016	2016 Personal Property Taxes		.00	13.27
12100.2017	2017 Personal Property Taxes		(7.64)	6.50
12100.2018	2018 Personal Property Taxes		.00	92.39
12100.2019	2019 Personal Property Taxes		58.74	259.98
12100.2020	2020 Personal Property Taxes		86.72	839.79
12100.2021	2021 Personal Property Taxes		1,040.44	5,733.92
38109.0	Interest on Investments St Treas		60.84	239.19
38113.0	Interest on Investments-Wells Fargo		.00	74.56
90002.0	Interest Pd on Tax Roll Corrections		(.20)	(.53)
92190.0	Bond Interest Payment		(46,706.25)	(46,706.25)
		Ending Balance:	279,497.42	279,497.42

Monthly Statement Detail

Date	Notes	Doc #	Amount	C/D
------	-------	-------	--------	-----



Yavapai County Treasurer

Monthly Statement

Date Range: 12/1/2021 to 12/31/2021

6065640700 Chino Valley Fire Dist BDS		Beginning Balance: 294,124.87	
11100.2019 2019 Real Estate Taxes		Source Code Total: .24	
12/03 Tax Distribution	0	.24	C
11100.2020 2020 Real Estate Taxes		Source Code Total: 687.54	
12/01 Tax Distribution	0	6.46	C
12/03 Tax Distribution	0	.22	C
12/06 Tax Distribution	0	5.02	C
12/06 Tax Distribution	0	3.98	C
12/09 Tax Distribution	0	20.71	C
12/09 Tax Distribution	0	46.04	C
12/10 Tax Distribution	0	18.29	C
12/13 Tax Distribution	0	5.39	C
12/14 Tax Distribution	0	83.41	C
12/14 Tax Distribution	0	20.54	C
12/14 Tax Distribution	0	28.65	C
12/15 Tax Distribution	0	18.28	C
12/16 Tax Distribution	0	5.14	C
12/17 Tax Distribution	0	40.79	C
12/20 Tax Distribution	0	8.22	C
12/20 Tax Distribution	0	(.08)	C
12/20 Tax Distribution	0	31.44	C
12/20 Tax Distribution	0	47.28	C
12/20 Tax Distribution	0	53.17	C
12/21 Tax Distribution	0	39.10	C
12/22 Tax Distribution	0	.90	C
12/22 Tax Distribution	0	21.35	C
12/23 Tax Distribution	0	1.48	C
12/23 Tax Distribution	0	7.78	C
12/27 Tax Distribution	0	11.00	C
12/27 Tax Distribution	0	4.38	C
12/27 Tax Distribution	0	46.40	C
12/28 Tax Distribution	0	.22	C
12/29 Tax Distribution	0	22.21	C
12/29 Tax Distribution	0	9.06	C
12/30 Tax Distribution	0	71.88	C
12/30 Tax Distribution	0	2.13	C
12/30 Tax Distribution	0	6.70	C
11100.2021 2021 Real Estate Taxes		Source Code Total: 30,152.12	
12/01 Tax Distribution	0	14.19	C
12/01 Tax Distribution	0	103.81	C
12/01 Tax Distribution	0	40.90	C
12/01 Tax Distribution	0	166.35	C
12/01 Tax Distribution	0	114.65	C



Yavapai County Treasurer

Monthly Statement

Date Range: 12/1/2021 to 12/31/2021

12/01	Tax Distribution	0	563.58	C
12/01	Tax Distribution	0	12.10	C
12/02	Tax Distribution	0	93.14	C
12/02	Tax Distribution	0	158.49	C
12/02	Tax Distribution	0	122.38	C
12/02	Tax Distribution	0	72.15	C
12/02	Tax Distribution	0	398.56	C
12/02	Tax Distribution	0	239.82	C
12/03	Tax Distribution	0	52.38	C
12/03	Tax Distribution	0	442.74	C
12/03	Tax Distribution	0	249.64	C
12/06	Tax Distribution	0	167.43	C
12/06	Tax Distribution	0	841.01	C
12/06	Tax Distribution	0	115.18	C
12/07	Tax Distribution	0	227.23	C
12/07	Tax Distribution	0	338.81	C
12/07	Tax Distribution	0	241.18	C
12/07	Tax Distribution	0	(3.87)	C
12/07	Tax Distribution	0	247.97	C
12/07	Tax Distribution	0	203.39	C
12/08	Tax Distribution	0	709.33	C
12/08	Tax Distribution	0	1,509.68	C
12/08	Tax Distribution	0	121.75	C
12/08	Tax Distribution	0	70.71	C
12/08	Tax Distribution	0	650.83	C
12/09	Tax Distribution	0	14.86	C
12/09	Tax Distribution	0	211.88	C
12/09	Tax Distribution	0	268.65	C
12/10	Tax Distribution	0	1,633.57	C
12/10	Tax Distribution	0	36.86	C
12/13	Tax Distribution	0	.03	C
12/13	Tax Distribution	0	1,210.77	C
12/13	Tax Distribution	0	20.22	C
12/14	Tax Distribution	0	83.34	C
12/14	Tax Distribution	0	46.06	C
12/14	Tax Distribution	0	663.51	C
12/14	Tax Distribution	0	14.64	C
12/14	Tax Distribution	0	122.33	C
12/14	Tax Distribution	0	645.67	C
12/15	Tax Distribution	0	4.50	C
12/15	Tax Distribution	0	25.92	C
12/15	Tax Distribution	0	937.18	C
12/15	Tax Distribution	0	142.96	C



Yavapai County Treasurer

Monthly Statement

Date Range: 12/1/2021 to 12/31/2021

12/15	Tax Distribution	0	235.23	C
12/15	Tax Distribution	0	659.11	C
12/16	Tax Distribution	0	67.14	C
12/16	Tax Distribution	0	70.30	C
12/16	Tax Distribution	0	82.86	C
12/16	Tax Distribution	0	568.81	C
12/17	Tax Distribution	0	1,031.61	C
12/20	Tax Distribution	0	176.37	C
12/20	Tax Distribution	0	1,003.44	C
12/20	Tax Distribution	0	201.60	C
12/20	Tax Distribution	0	24.08	C
12/20	Tax Distribution	0	648.73	C
12/21	Tax Distribution	0	497.75	C
12/21	Tax Distribution	0	20.02	C
12/21	Tax Distribution	0	530.41	C
12/21	Tax Distribution	0	75.81	C
12/21	Tax Distribution	0	296.38	C
12/21	Tax Distribution	0	535.48	C
12/22	Tax Distribution	0	123.90	C
12/22	Tax Distribution	0	152.01	C
12/22	Tax Distribution	0	1,323.47	C
12/22	Tax Distribution	0	478.30	C
12/22	Tax Distribution	0	398.92	C
12/22	Tax Distribution	0	78.56	C
12/23	Tax Distribution	0	583.10	C
12/23	Tax Distribution	0	156.35	C
12/27	Tax Distribution	0	245.27	C
12/27	Tax Distribution	0	6.34	C
12/27	Tax Distribution	0	542.67	C
12/27	Tax Distribution	0	257.02	C
12/28	Tax Distribution	0	212.56	C
12/29	Tax Distribution	0	5.66	C
12/29	Tax Distribution	0	1,113.17	C
12/29	Tax Distribution	0	1,091.62	C
12/29	Tax Distribution	0	170.97	C
12/29	Tax Distribution	0	112.77	C
12/30	Tax Distribution	0	283.28	C
12/30	Tax Distribution	0	1,487.84	C
12/30	Tax Distribution	0	234.75	C
12100.2017 2017 Personal Property Taxes			Source Code Total: (7.64)	
12/14	Tax Distribution	0	(7.64)	C
12100.2019 2019 Personal Property Taxes			Source Code Total: 58.74	
12/14	Tax Distribution	0	3.18	C



Yavapai County Treasurer

Monthly Statement

Date Range: 12/1/2021 to 12/31/2021

12/20	Tax Distribution	0	4.56	C
12/22	Tax Distribution	0	21.06	C
12/28	Tax Distribution	0	24.74	C
12/29	Tax Distribution	0	5.20	C
12100.2020 2020 Personal Property Taxes			Source Code Total: 86.72	
12/02	Tax Distribution	0	34.80	C
12/14	Tax Distribution	0	2.92	C
12/20	Tax Distribution	0	21.98	C
12/28	Tax Distribution	0	22.31	C
12/29	Tax Distribution	0	4.71	C
12100.2021 2021 Personal Property Taxes			Source Code Total: 1,040.44	
12/01	Tax Distribution	0	25.31	C
12/01	Tax Distribution	0	17.35	C
12/02	Tax Distribution	0	40.49	C
12/02	Tax Distribution	0	19.49	C
12/02	Tax Distribution	0	(17.28)	C
12/02	Tax Distribution	0	29.30	C
12/02	Tax Distribution	0	22.48	C
12/03	Tax Distribution	0	5.34	C
12/07	Tax Distribution	0	3.74	C
12/07	Tax Distribution	0	23.19	C
12/07	Tax Distribution	0	50.29	C
12/07	Tax Distribution	0	.65	C
12/08	Tax Distribution	0	4.83	C
12/08	Tax Distribution	0	16.54	C
12/08	Tax Distribution	0	1.87	C
12/08	Tax Distribution	0	5.38	C
12/08	Tax Distribution	0	23.12	C
12/09	Tax Distribution	0	1.82	C
12/09	Tax Distribution	0	17.77	C
12/13	Tax Distribution	0	20.56	C
12/14	Tax Distribution	0	13.11	C
12/14	Tax Distribution	0	2.80	C
12/14	Tax Distribution	0	42.36	C
12/15	Tax Distribution	0	2.80	C
12/16	Tax Distribution	0	30.45	C
12/16	Tax Distribution	0	2.01	C
12/16	Tax Distribution	0	9.65	C
12/17	Tax Distribution	0	44.61	C
12/20	Tax Distribution	0	32.87	C
12/20	Tax Distribution	0	11.63	C
12/20	Tax Distribution	0	26.91	C
12/21	Tax Distribution	0	20.43	C



Yavapai County Treasurer

Monthly Statement

Date Range: 12/1/2021 to 12/31/2021

12/21	Tax Distribution	0	77.40	C
12/21	Tax Distribution	0	15.53	C
12/22	Tax Distribution	0	39.63	C
12/22	Tax Distribution	0	22.65	C
12/27	Tax Distribution	0	12.91	C
12/27	Tax Distribution	0	2.89	C
12/27	Tax Distribution	0	17.20	C
12/28	Tax Distribution	0	26.61	C
12/29	Tax Distribution	0	25.81	C
12/29	Tax Distribution	0	36.68	C
12/29	Tax Distribution	0	34.11	C
12/29	Tax Distribution	0	84.91	C
12/30	Tax Distribution	0	47.32	C
12/30	Tax Distribution	0	29.83	C
12/30	Tax Distribution	0	15.09	C
38109.0 Interest on Investments St Treas			Source Code Total: 60.84	
12/30	Investment Interest	0	60.84	C
90002.0 Interest Pd on Tax Roll Corrections			Source Code Total: (.20)	
12/02	80070 210-00-64011 2021 Adjustment/Corr Refund	80070	(.17)	D
12/07	80113 306-15-013D0 2021 Adjustment/Corr Refund	80113	(.03)	D
92190.0 Bond Interest Payment			Source Code Total: (46,706.25)	
12/27	Bond interest pmnt Loan# 100555676 Inv# 0008013057	0	(46,706.25)	D
6065640700 Chino Valley Fire Dist BDS			Ending Balance: 279,497.42	

Chino Valley Fire District
Bank Reconciliation Summary
For the Bank Statement ending: 12/31/2021

BANK CONTROL ID: BDS - YAVAPAI COUNTY TREASURER		DESC: BOND DEBT SERVICE	ACCOUNT NO: 6-65640-7000
Beginning Balance:	12/01/21		\$294,124.87
Deposits and Credits:			\$32,079.00
Checks and Charges:			(\$46,706.45)
Adjustments:			\$0.00
Ending Balance Per Reconciliation:			\$279,497.42
Ending Balance Per Bank Statement:	12/31/21		\$279,497.42
* Outstanding Deposits and Credits:	12/31/21		\$0.00
* Outstanding Checks and Charges:	12/31/21		\$0.00
Ending Book Balance:			\$279,497.42

Chino Valley Fire District
BR Checks and Charges Cleared
For the Bank Statement ending: 12/31/21

BDS		Yavapai County Treasurer		Bond Debt Service		6-65640-7000
Date	Document	Description	Module	Company	Amount	
12/31/21	BDS Cash With YC	BDS Interest Payment PP Refund	GL	CHINOV	\$46,706.25	
12/31/21	Cash With Yav Cty	Interest Paid-Tax Roll Correct	GL	CHINOV	\$0.20	
TOTAL CHECKS AND CHARGES CLEARED:					\$46,706.45	

Chino Valley Fire District
BR Checks and Charges Outstanding
For the Bank Statement ending:

<u>Date</u>	<u>Document</u>	<u>Description</u>	<u>Module</u>	<u>Company</u>	<u>Amount</u>
-------------	-----------------	--------------------	---------------	----------------	---------------

TOTAL CHECKS AND CHARGES OUTSTANDING:

Chino Valley Fire District
BR Deposits and Credits Cleared
For the Bank Statement ending: 12/31/21

BDS		Yavapai County Treasurer		Bond Debt Service		6-65640-7000	
Date	Document	Description	Module	Company	Amount		
12/31/21	Cash With Yav Cty	BDS Tax & Interest Revenue Dec	GL	CHINOV	\$32,079.00		
TOTAL DEPOSITS AND CREDITS CLEARED:						\$32,079.00	

Chino Valley Fire District
BR Deposits and Credits Outstanding
For the Bank Statement ending:

Date	Document	Description	Module	Company	Amount
------	----------	-------------	--------	---------	--------

TOTAL DEPOSITS AND CREDITS OUTSTANDING:

Chino Valley Fire District
Bank Reconciliation Register

Document Number	Date	BR Status	Void?	Description	Date Cleared	Amount
-----------------	------	-----------	-------	-------------	--------------	--------

MODULE: JOURNAL ENTRIES FROM GENERAL LEDGER

BANK CONTROL ID: BDS - YAVAPAI COUNTY TREASURER

BDS Cash With YC	12/31/21	Marked	No	BDS Interest Payment PP Refund	01/12/22	\$46,706.25
Cash With Yav Cty	12/31/21	Marked	No	BDS Tax & Interest Revenue Dec	01/12/22	\$32,079.00
Cash With Yav Cty	12/31/21	Marked	No	Interest Paid-Tax Roll Correct	01/12/22	\$0.20

SUB TOTAL FOR BANK:	\$78,785.45
---------------------	-------------

TOTAL FOR MODULE:	\$78,785.45
-------------------	-------------

Chino Valley Fire District
BR Adjustments Report
For the Bank Statement ending:

Date	Document	Description	GL Account	Offset Amt	Adj. Amt
------	----------	-------------	------------	------------	----------

DOCUMENT:

ADJUSTMENT DOCUMENT " TOTAL:

TOTAL FOR ALL ADJUSTMENTS:

1/12/22
5:23:15 PM

Chino Valley Fire District
Income Statement
(Original Budget to Actual Comparison)
For the period of 12/1/2021 Through 12/31/2021

Fund: (40) Bond Service Fund

	Account	Actual	Current Period Budget	Variance	%	Actual	Year To Date Budget	Variance	%
<u>Revenues</u>									
Real Estate Tax	40420000002	\$30,839.90	\$0.00	\$30,839.90	0.0%	\$252,248.80	\$0.00	\$252,248.80	0.0%
Personal Tax Revenue	40420500000	1,178.26	0.00	1,178.26	0.0	6,956.21	0.00	6,956.21	0.0
Net Revenues		\$32,018.16	\$0.00	\$32,018.16	0.0 %	\$259,205.01	\$0.00	\$259,205.01	0.0 %
Income (Loss) from Operations		\$32,018.16	\$0.00	\$32,018.16	0.0%	\$259,205.01	\$0.00	\$259,205.01	0.0%
<u>Other Income (Expense)</u>									
Bond Debt Service Interest Revenue	40430000000	\$60.84	\$0.00	\$60.84	0.0%	\$313.75	\$0.00	\$313.75	0.0%
Bond Debt Service Interest Expense	40610000000	(46,706.45)	0.00	(46,706.45)	0.0	(46,706.78)	0.00	(46,706.78)	0.0
Total Other Income (Expense)		\$(46,645.61)	\$0.00	\$(46,645.61)	0.0 %	\$(46,393.03)	\$0.00	\$(46,393.03)	0.0 %
Net Income (Loss)		\$(14,627.45)	\$0.00	\$(14,627.45)	0.0%	\$212,811.98	\$0.00	\$212,811.98	0.0%

Chino Valley Fire District
Balance Sheet
As of 12/31/2021

Fund: (40) Bond Service Fund
Account: (1105) Not Defined

Assets		
<u>Current Assets</u>		
Bond Debt Service	\$279,497.42	
Total Current Assets		\$279,497.42
Total Assets		\$279,497.42
Total Liabilities and Net Assets		\$0.00

Chino Valley Fire District
GL Account Ledger - Detail By Period
12/1/2021 through 12/31/2021

Batch	Journal	Entry #	Date	Job	Document	Description	Debits	Credits	Balance
40.1105.0.0.000			BOND DEBT SERVICE						\$294,124.87
2224	GJ	143894	12/31/21		BDS Cash With YC	BDS Interest Payment PP Refund 2016	-	46,706.25	247,418.62
2228	GJ	143904	12/31/21		Cash With Yav Cty	BDS Tax & Interest Revenue Dec 2021	32,079.00	-	279,497.62
2229	GJ	143909	12/31/21		Cash With Yav Cty	Interest Paid-Tax Roll Corrections 12.21	-	0.20	279,497.42
BOND DEBT SERVICE TOTALS:							\$32,079.00	\$46,706.45	\$279,497.42
TOTAL OF LEDGER:							\$32,079.00	\$46,706.45	\$279,497.42

Chino Valley Fire District
GL Trial Balance Worksheet
For The Period of 12/1/2021 through 12/31/2021

Account	Description	Balances				Adjustments
		Beginning	Debits	Credits	Ending	
40.1105.0.0.000	Bond Debt Service	\$294,124.87	\$32,079.00	\$46,706.45	\$279,497.42	
TOTALS:		<u>\$294,124.87</u>	<u>\$32,079.00</u>	<u>\$46,706.45</u>	<u>\$279,497.42</u>	

* Inactive accounts are marked and appear in grey.

The Chino Valley Fire District Board of Directors have reviewed and approved the following monthly financial documents to include Income Statements, Balance Sheets, and Bank Reconciliations with supporting documents, Revenue and Expenditure Graphs, and Cash Flow Projections in compliance with ARS §48-805, 807:

CVFD General Fund

CVFD Bond Debt Service

Fire Board Chairperson	Date
------------------------	------

Fire Board Clerk	Date
------------------	------

Signature indicating approval on next page.

CHINO VALLEY FIRE DISTRICT
GENERAL FUND - CHECK RECONCILIATION JANUARY 2022

Reconciliation:	
Beginning Balance:	\$ 504,068.55
Deposits:	\$ 198,535.59
Transfer Out - Fire Authority:	\$ (400,471.30)
Interest Paid on Tax Roll Correct:	\$ -
Adjustment:	\$ -
Reversing Entry:	\$ -
Disbursements:	\$ -
Ending Balance:	\$ 302,132.84

Difference Between Balances: \$ -

Bank Statement Balance:	
Balance Per Bank:	\$ 302,132.84
Outstanding Checks:	\$ -
Outstanding Deposits:	\$ -
	\$ -
Ending Balance:	\$ 302,132.84

G/L Ending Balance: \$ 302,132.84

\$ 302,132.84

Deposits Per Bank Statement:	
Real Estate Taxes:	\$ 173,476.05
Personal Property Taxes:	\$ 9,765.72
Fire District Assistance Tax:	\$ 15,293.82
Fire District Deposit:	\$ -
Transfer Out-Fire Authority:	\$ 400,471.30
ADOT & Fish and Game In Lieu:	\$ -
Interest Paid - Tax Roll Corrections	\$ -
Adjustment:	\$ -
Interest Income:	\$ -
Adjustments: Warrants Issued	\$ -
Ending Balance:	\$ 599,006.89

Bank Reconciliation Register:	
Checks From Accounts Payable:	\$ -
Total Checks:	\$ -
Deposits From Accounts Receivable:	\$ -
Journal Entries From General Ledger:	\$ 599,006.89
Ending Balance:	\$ 599,006.89

Reconciliation Approved By:

Scott Freitag Digitally signed by Scott Freitag
Date: 2022.02.15 20:43:47
-07'00'
Scott Freitag, Fire Chief

Reconciliation Reviewed By:

David Tharp Digitally signed by David Tharp
Date: 2022.02.12 13:36:05
-07'00'
David Tharp, Assistant Chief of Administration

Reconciliation Prepared By:

Karen Mauldin Digitally signed by Karen Mauldin
Date: 2022.02.10 10:54:24
-07'00'
Karen Mauldin, Finance Manager

CHINO VALLEY FIRE DISTRICT
General Fund Tax Collection Information

Total Levy Month	FY 16-17 Collected	FY 17-18 Collected	FY 18-19 Collected	FY 19-20 Collected	FY 20-21 Collected	FY 21-22 Collected
July	\$10,160	\$24,936	\$21,890	\$14,597	\$42,316	\$26,983
%	0.286%	0.672%	0.557%	0.348%	0.941%	0.558%
% To Date	0.2864%	0.6725%	0.5575%	0.3483%	0.9409%	0.5582%
August	\$18,803	\$10,622	\$12,226	\$10,746	\$15,526	\$11,257
%	0.530%	0.286%	0.311%	0.256%	0.345%	0.233%
% To Date	0.8164%	0.9590%	0.8688%	0.6048%	1.2862%	0.7911%
September	\$182,315	\$178,141	\$25,209	\$30,894	\$8,143	\$54,439
%	5.139%	4.804%	0.642%	0.737%	0.181%	1.126%
% To Date	5.9553%	5.7632%	1.5109%	1.3420%	1.4673%	1.9174%
October	\$834,512	\$1,503,325	\$1,610,381	\$1,807,742	\$1,780,309	\$1,962,817
%	23.523%	40.543%	41.013%	43.140%	39.587%	40.607%
% To Date	29.4779%	46.3060%	42.5240%	44.4817%	41.0540%	42.5249%
November	\$866,615	\$290,266	\$498,787	\$373,908	\$508,805	\$535,270
%	24.428%	7.828%	12.703%	8.923%	11.314%	11.074%
% To Date	53.9055%	54.1341%	55.2271%	53.4046%	52.3677%	53.5987%
December	\$227,672	\$223,661	\$236,727	\$286,760	\$399,155	\$365,096
%	6.4175%	6.0319%	6.0289%	6.8432%	8.8756%	7.5532%
% To Date	60.3229%	60.1659%	61.2560%	60.2478%	61.2433%	61.1520%
January	\$89,048	\$153,278	\$117,994	\$115,429	\$118,322	\$183,242
%	2.5100%	4.1337%	3.0051%	2.7546%	2.6310%	3.7910%
% To Date	62.8330%	64.2997%	64.2611%	63.0023%	63.8742%	64.9429%
February	\$94,094	\$95,262	\$54,476	\$104,991	\$88,422	\$0
%	2.6523%	2.5691%	1.3874%	2.5055%	1.9661%	0.0000%
% To Date	65.4852%	66.8688%	65.6485%	65.5078%	65.8404%	64.9429%
March	\$141,015	\$127,298	\$138,910	\$142,182	\$143,500	\$0
%	3.9748%	3.4331%	3.5377%	3.3930%	3.1908%	0.0000%
% To Date	69.4600%	70.3018%	69.1863%	68.9008%	69.0312%	64.9429%
April	\$821,855	\$794,289	\$955,634	\$983,917	\$1,082,230	\$0
%	23.1659%	21.4210%	24.3380%	23.4800%	24.0643%	0.0000%
% To Date	92.6259%	91.7228%	93.5243%	92.3809%	93.0956%	64.9429%
May	\$195,151	\$238,700	\$189,925	\$206,496	\$202,990	\$0
%	5.5008%	6.4374%	4.8370%	4.9278%	4.5137%	0.0000%
% To Date	98.1267%	98.1602%	98.3613%	97.3086%	97.6092%	64.9429%
June	\$66,097	\$80,520	\$84,895	\$49,679	\$87,815	\$0
%	1.8631%	2.1715%	2.1621%	1.1855%	1.9527%	0.0000%
% To Date	99.9898%	100.3318%	100.5234%	98.4942%	99.5619%	64.9429%
TOTALS	\$3,547,337	\$3,720,297	\$3,947,053	\$4,127,341	\$4,477,533	\$3,139,105
Delinquency	0.0102%	-0.3318%	-0.5234%	1.5058%	0.4381%	35.0571%

CHINO VALLEY FIRE DISTRICT
FDAT Collection Information

Total Levy Month	FY 16-17 \$313,900 Collected	FY 17-18 \$333,290 Collected	FY 18-19 \$333,290 Collected	FY 19-20 \$366,547 Collected	FY 20-21 \$400,000 Collected	FY 21-22 \$400,000 Collected
July	\$1,423	\$1,630	\$1,238	\$1,475	\$2,769	\$1,871
%	0.453%	0.489%	0.371%	0.403%	0.692%	0.468%
% To Date	0.4533%	0.4891%	0.3715%	0.4025%	0.6923%	0.4677%
August	\$661	\$554	\$707	\$653	\$662	\$1,498
%	0.211%	0.166%	0.212%	0.178%	0.166%	0.375%
% To Date	0.6638%	0.6553%	0.5835%	0.5806%	0.8579%	0.8422%
September	\$8,777	\$12,654	\$3,182	\$1,853	\$879	\$4,669
%	2.796%	3.797%	0.955%	0.505%	0.220%	1.167%
% To Date	3.4600%	4.4520%	1.5382%	1.0861%	1.0777%	2.0095%
October	\$86,411	\$93,081	\$139,813	\$107,270	\$160,480	\$159,909
%	27.528%	27.928%	41.949%	29.265%	40.120%	39.977%
% To Date	30.9881%	32.3799%	43.4877%	30.3510%	41.1979%	41.9866%
November	\$75,219	\$74,651	\$59,861	\$30,666	\$48,339	\$52,249
%	23.9628%	22.3983%	17.9606%	8.3663%	12.0848%	13.0622%
% To Date	54.9510%	54.7782%	61.4483%	38.7172%	53.2826%	55.0488%
December	\$24,923	\$21,663	\$25,413	\$112,035	\$39,219	\$35,029
%	7.9398%	6.4997%	7.6250%	30.5650%	9.8048%	8.7572%
% To Date	62.8907%	61.2779%	69.0733%	69.2822%	63.0874%	63.8060%
January	\$11,762	\$16,138	\$11,149	\$11,446	\$12,625	\$15,294
%	3.7471%	4.8420%	3.3450%	3.1227%	3.1562%	3.8235%
% To Date	66.6378%	66.1199%	72.4183%	72.4049%	66.2436%	67.6294%
February	\$8,291	\$8,056	\$7,409	\$10,419	\$6,657	\$0
%	2.641%	2.417%	2.223%	2.842%	1.664%	0.000%
% To Date	69.2790%	68.5368%	74.6413%	75.2473%	67.9079%	67.6294%
March	\$12,638	\$12,174	\$13,713	\$13,361	\$10,897	\$0
%	4.0263%	3.6528%	4.1143%	3.6452%	2.7242%	0.0000%
% To Date	73.3052%	72.1897%	78.7556%	78.8925%	70.6320%	67.6294%
April	\$62,586	\$63,209	\$79,859	\$85,315	\$88,842	\$0
%	19.9382%	18.9651%	23.9607%	23.2754%	22.2104%	0.0000%
% To Date	93.2434%	91.1548%	102.7164%	102.1679%	92.8424%	67.6294%
May	\$23,662	\$23,731	\$18,881	\$21,832	\$19,620	\$0
%	7.5381%	7.1201%	5.6650%	5.9561%	4.9050%	0.0000%
% To Date	100.7815%	98.2749%	108.3813%	108.1240%	97.7475%	67.6294%
June	\$4,682	\$5,094	\$5,726	\$4,474	\$6,987	\$0
%	1.4917%	1.5285%	1.7181%	1.2206%	1.7468%	0.0000%
% To Date	102.2732%	99.8034%	110.0995%	109.3446%	99.4943%	67.6294%
TOTALS	\$321,035	\$332,635	\$366,951	\$400,799	\$397,977	\$270,518
Delinquency	-2.2732%	0.1966%	-10.0995%	-9.3446%	0.5057%	32.3706%

100.0000% 100.0000% 100.0000% 100.0000% 100.0000% 100.0000%



2021 - 2022 Cash Flow by Month : JANUARY

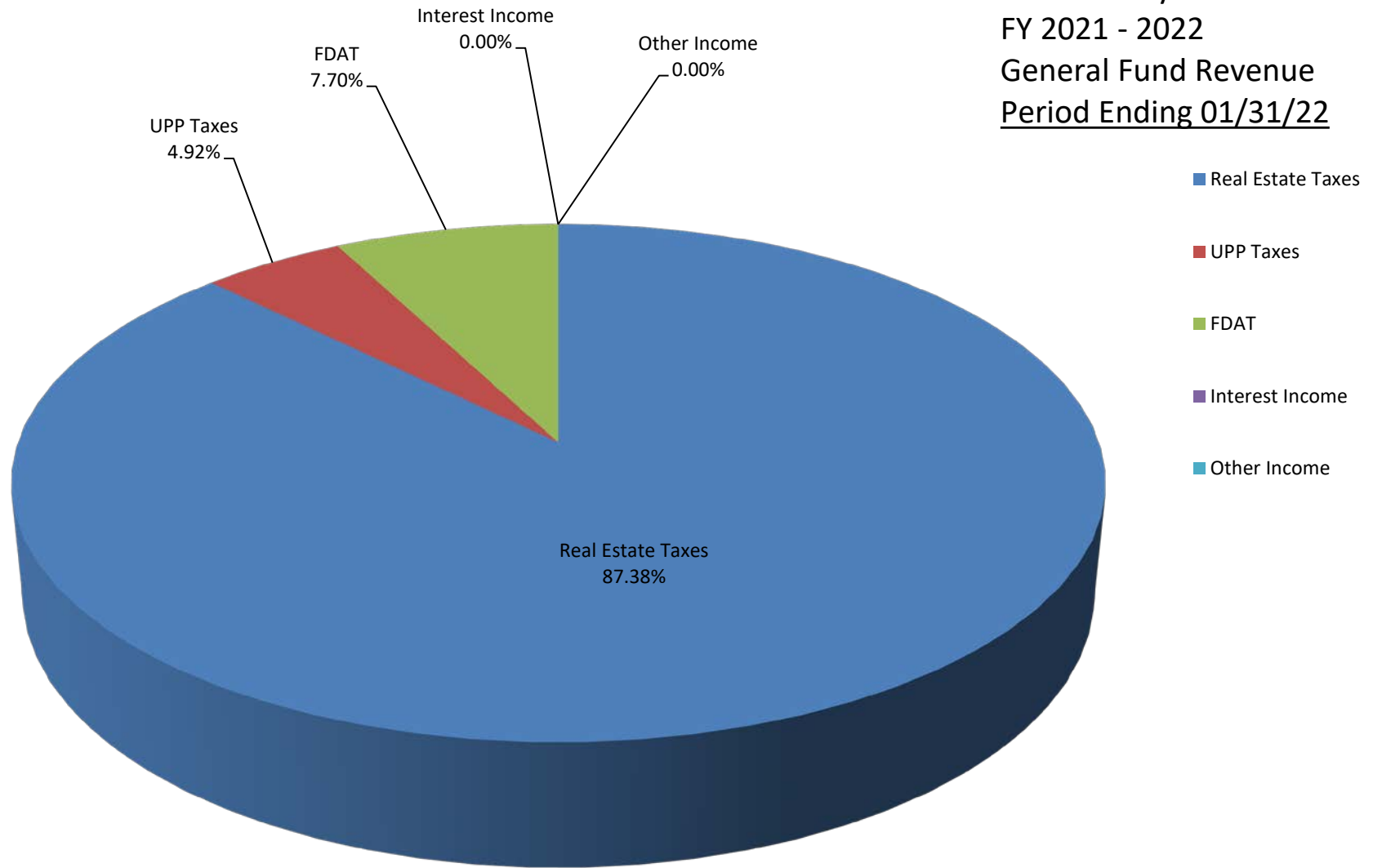
	ACTUAL							PROJECTED				
	July	Aug.	Sept.	Oct.	Nov.	Dec.	Jan.	Feb.	March	April	May	June
Revenues:												
Taxes	26,983	11,257	54,439	1,962,817	535,270	365,096	183,242	402,803	402,803	402,803	402,803	402,803
FDAT	1,871	1,498	4,669	159,909	52,249	35,029	15,294	33,333	33,333	33,333	33,333	33,333
Interest Income	47	117	68	-	-	347	-	-	-	-	-	-
Other Income	-	-	-	-	-	-	-	167	167	167	167	167
RevenueTotals:	28,901	12,872	59,176	2,122,726	587,519	400,471	198,536	436,303	436,303	436,303	436,303	436,303
Expenditures:												
Audit/Accounting, Election, Legal, Fire Board Expenses	293	251	-	773	-	4,000	-	1,125	1,125	1,125	1,125	1,125
Contingency	-	-	-	-	-	-	-	1,667	1,667	1,667	1,667	1,667
Fire Authority Funding	95,112	28,901	12,872	59,176	2,122,726	587,519	400,471	435,178	435,178	435,178	435,178	435,178
Miscellaneous	-	0	3	-	0	2	-	-	-	-	-	-
ExpenditureTotals:	95,404	29,152	12,876	59,949	2,122,726	591,521	400,471	437,970	437,970	437,970	437,970	437,970
Monthly Net Cash	(66,503)	(16,280)	46,300	2,062,777	(1,535,207)	(191,050)	(201,935)	(1,667)	(1,667)	(1,667)	(1,667)	(1,667)
Cumulative Net Cash	(46,503)	(62,783)	(16,483)	2,046,294	511,087	320,037	118,102					
Cash Balance ** (Carryover)	20,000	3,720	50,021	2,112,798	577,591	386,541	184,606					

**** Formula for Cash Balance (Carryover) Corrected January, 2022.**

**CHINO VALLEY FIRE DISTRICT
REVENUE GRAPH DATA**

	Revenue	Budget	%
Real Estate Taxes	\$ 173,476	\$ 4,833,636	87.38
UPP Taxes	\$ 9,766	\$ -	4.92
FDAT	\$ 15,294	\$ 400,000	7.70
Interest Income	\$ -	\$ -	0.00
Other Income	\$ -	\$ 2,000	0.00
TOTALS:	\$ 198,536	\$ 5,235,636	100.00

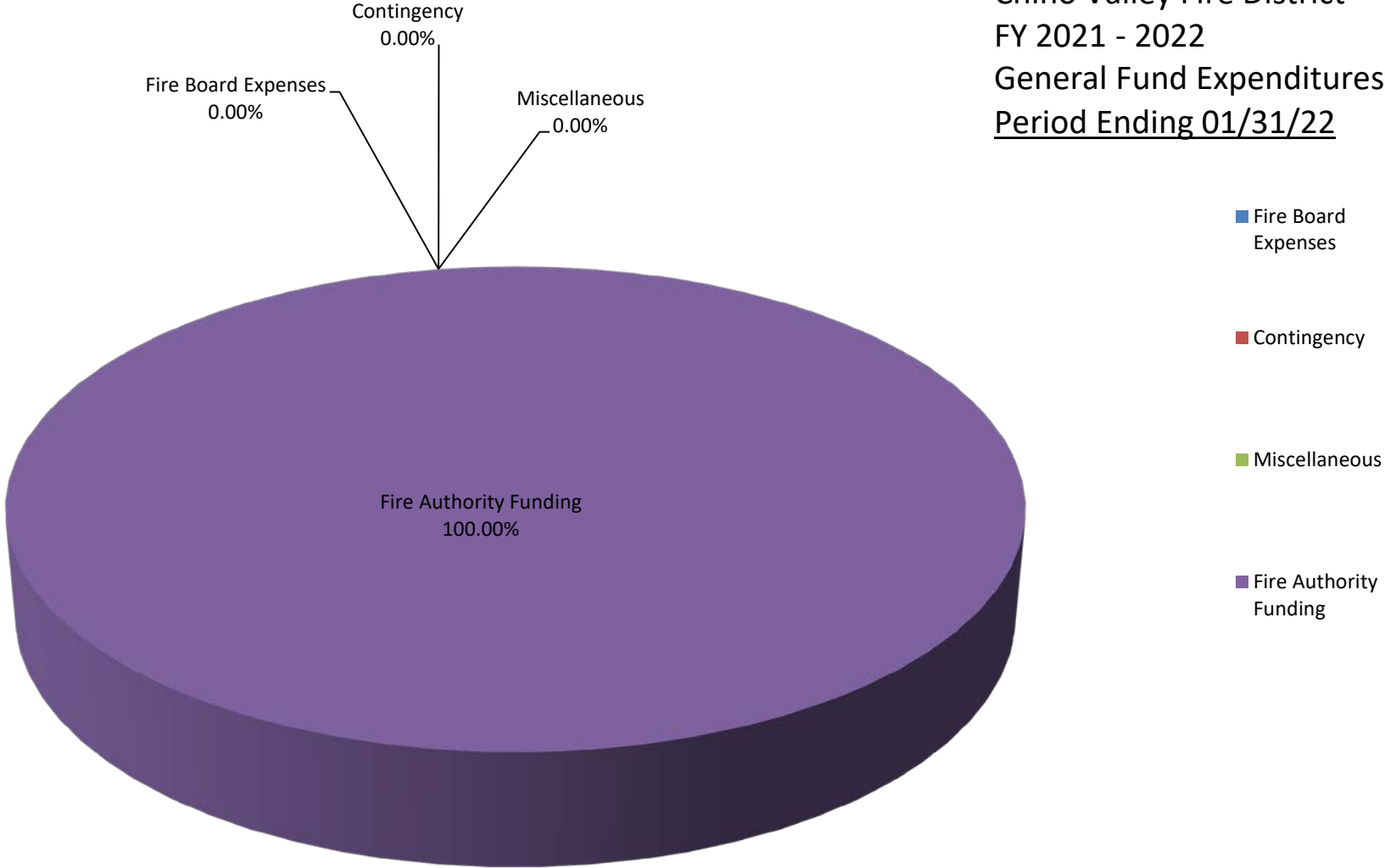
Chino Valley Fire District
FY 2021 - 2022
General Fund Revenue
Period Ending 01/31/22



**CHINO VALLEY FIRE DISTRICT
EXPENSE GRAPH DATA**

Revenue		Budget	%
Fire Board Expenses	\$ -	\$ 13,500	-
Contingency	\$ -	\$ 20,000	-
Miscellaneous	\$ -	\$ -	-
Fire Authority Funding	\$ 400,471	\$ 5,222,136	100.00
TOTALS:	\$ 400,471	\$ 5,255,636	100.00

Chino Valley Fire District
FY 2021 - 2022
General Fund Expenditures
Period Ending 01/31/22



CHINO VALLEY FIRE DISTRICT
GENERAL FUND - JANUARY 2022

Real Estate Taxes:	\$	173,476.05
UPP Taxes:	\$	9,765.72
FDAT:	\$	15,293.82
Interest Received:	\$	-
Other:	\$	-
<hr/>		
TOTAL:	\$	198,535.59
<hr/>		

Transferred to CAFMA:	\$	400,471.30
-----------------------	----	------------



Yavapai County Treasurer

Monthly Statement

Date Range: 1/1/2022 to 1/31/2022

Chino Valley Fire Dist GF
Fund: 6065540000



Yavapai County Treasurer

Monthly Statement

Date Range: 1/1/2022 to 1/31/2022

Account	Period	YTD		
6065540000	Chino Valley Fire Dist GF			
Begin Balance:	508,068.55	204,031.21		
Income:	198,535.59	3,410,201.50		
LOC Advance:	.00	.00		
Expense:	(404,471.30)	(3,312,099.87)	LOC:	.00
LOC Payments:	.00	.00	Warrants Outstanding:	.00
Cash Balance:	302,132.84	302,132.84	End:	302,132.84



Yavapai County Treasurer

Monthly Statement

Date Range: 1/1/2022 to 1/31/2022

Monthly Statement Summary

Source Code	Description		MTDAmount	YTDAmount
6065540000	Chino Valley Fire Dist GF	Beginning Balance:	508,068.55	204,031.21
11100.2010	2010 Real Estate Taxes		.00	11.25
11100.2011	2011 Real Estate Taxes		.00	13.50
11100.2012	2012 Real Estate Taxes		.00	16.89
11100.2013	2013 Real Estate Taxes		.00	22.00
11100.2014	2014 Real Estate Taxes		.00	22.00
11100.2015	2015 Real Estate Taxes		.00	22.62
11100.2016	2016 Real Estate Taxes		.00	10.59
11100.2017	2017 Real Estate Taxes		.00	10.59
11100.2018	2018 Real Estate Taxes		.00	10.60
11100.2019	2019 Real Estate Taxes		.00	22.36
11100.2020	2020 Real Estate Taxes		4,896.62	56,245.05
11100.2021	2021 Real Estate Taxes		168,579.43	2,994,523.17
12100.2005	2005 Personal Property Taxes		.00	4.44
12100.2006	2006 Personal Property Taxes		.00	19.69
12100.2010	2010 Personal Property Taxes		4.74	4.74
12100.2011	2011 Personal Property Taxes		5.70	5.70
12100.2012	2012 Personal Property Taxes		5.94	7.00
12100.2013	2013 Personal Property Taxes		5.93	15.41
12100.2014	2014 Personal Property Taxes		5.93	5.93
12100.2015	2015 Personal Property Taxes		6.11	77.29
12100.2016	2016 Personal Property Taxes		14.46	127.39
12100.2017	2017 Personal Property Taxes		6.11	63.44
12100.2018	2018 Personal Property Taxes		26.39	887.73
12100.2019	2019 Personal Property Taxes		42.46	2,656.36
12100.2020	2020 Personal Property Taxes		662.75	9,861.86
12100.2021	2021 Personal Property Taxes		8,979.20	74,437.76
37150.0	FDAT Distributions		15,293.82	270,517.71
38109.0	Interest on Investments St Treas		.00	482.43
38113.0	Interest on Investments-Wells Fargo		.00	96.00
90002.0	Interest Pd on Tax Roll Corrections		.00	(5.96)
91032.0	Warrants Redeemed		(4,000.00)	(5,316.06)
91702.0	Transfer out		(400,471.30)	(3,306,777.85)
		Ending Balance:	302,132.84	302,132.84

Monthly Statement Detail

Date	Notes	Doc #	Amount	C/D
------	-------	-------	--------	-----



Yavapai County Treasurer

Monthly Statement

Date Range: 1/1/2022 to 1/31/2022

6065540000 Chino Valley Fire Dist GF			Beginning Balance: 508,068.55	
11100.2020 2020 Real Estate Taxes			Source Code Total: 4,896.62	
01/04	Tax Distribution	0	167.25	C
01/04	Tax Distribution	0	6.17	C
01/05	Tax Distribution	0	668.30	C
01/05	Tax Distribution	0	19.66	C
01/06	Tax Distribution	0	390.82	C
01/07	Tax Distribution	0	89.18	C
01/11	Tax Distribution	0	118.88	C
01/12	Tax Distribution	0	310.40	C
01/19	Tax Distribution	0	212.79	C
01/19	Tax Distribution	0	722.60	C
01/21	Tax Distribution	0	97.30	C
01/25	Tax Distribution	0	58.38	C
01/25	Tax Distribution	0	659.79	C
01/26	Tax Distribution	0	129.22	C
01/26	Tax Distribution	0	198.83	C
01/27	Tax Distribution	0	433.01	C
01/27	Tax Distribution	0	360.95	C
01/28	Tax Distribution	0	217.32	C
01/31	Tax Distribution	0	3.10	C
01/31	Tax Distribution	0	32.67	C
11100.2021 2021 Real Estate Taxes			Source Code Total: 168,579.43	
01/03	Tax Distribution	0	1,358.63	C
01/03	Tax Distribution	0	13,343.52	C
01/03	Tax Distribution	0	921.87	C
01/03	Tax Distribution	0	224.23	C
01/03	Tax Distribution	0	128.85	C
01/04	Tax Distribution	0	4,870.97	C
01/04	Tax Distribution	0	4,636.96	C
01/04	Tax Distribution	0	5,875.84	C
01/04	Tax Distribution	0	9,251.85	C
01/04	Tax Distribution	0	4,148.48	C
01/05	Tax Distribution	0	520.89	C
01/05	Tax Distribution	0	3,432.85	C
01/05	Tax Distribution	0	15,518.51	C
01/05	Tax Distribution	0	23,417.17	C
01/05	Tax Distribution	0	4,597.72	C
01/05	Tax Distribution	0	4,282.29	C
01/06	Tax Distribution	0	9,725.73	C
01/06	Tax Distribution	0	15,160.69	C
01/07	Tax Distribution	0	2,781.56	C
01/10	Tax Distribution	0	2,619.64	C



Yavapai County Treasurer

Monthly Statement

Date Range: 1/1/2022 to 1/31/2022

01/10	Tax Distribution	0	1,948.57	C
01/11	Tax Distribution	0	(42.87)	C
01/11	Tax Distribution	0	1,913.29	C
01/11	Tax Distribution	0	3,213.89	C
01/12	Tax Distribution	0	1,572.59	C
01/12	Tax Distribution	0	374.90	C
01/13	Tax Distribution	0	.99	C
01/13	Tax Distribution	0	1,738.40	C
01/14	Tax Distribution	0	2,651.38	C
01/14	Tax Distribution	0	1,898.54	C
01/18	Tax Distribution	0	(334.43)	C
01/18	Tax Distribution	0	3,033.42	C
01/18	Tax Distribution	0	287.66	C
01/18	Tax Distribution	0	724.96	C
01/19	Tax Distribution	0	2,183.40	C
01/19	Tax Distribution	0	563.49	C
01/19	Tax Distribution	0	1,157.32	C
01/19	Tax Distribution	0	1,872.57	C
01/20	Tax Distribution	0	93.28	C
01/20	Tax Distribution	0	38.35	C
01/20	Tax Distribution	0	3,217.74	C
01/21	Tax Distribution	0	488.75	C
01/24	Tax Distribution	0	1,267.64	C
01/24	Tax Distribution	0	368.92	C
01/24	Tax Distribution	0	1,076.57	C
01/25	Tax Distribution	0	976.07	C
01/25	Tax Distribution	0	825.53	C
01/25	Tax Distribution	0	792.71	C
01/26	Tax Distribution	0	2,006.06	C
01/26	Tax Distribution	0	202.73	C
01/27	Tax Distribution	0	1,257.99	C
01/27	Tax Distribution	0	1,351.02	C
01/28	Tax Distribution	0	1,673.78	C
01/31	Tax Distribution	0	384.06	C
01/31	Tax Distribution	0	104.39	C
01/31	Tax Distribution	0	877.52	C
12100.2010 2010 Personal Property Taxes			Source Code Total: 4.74	
01/27	Tax Distribution	0	4.74	C
12100.2011 2011 Personal Property Taxes			Source Code Total: 5.70	
01/27	Tax Distribution	0	5.70	C
12100.2012 2012 Personal Property Taxes			Source Code Total: 5.94	
01/27	Tax Distribution	0	5.94	C



Yavapai County Treasurer

Monthly Statement

Date Range: 1/1/2022 to 1/31/2022

12100.2013 2013 Personal Property Taxes			Source Code Total: 5.93
01/27 Tax Distribution	0	5.93	C
12100.2014 2014 Personal Property Taxes			Source Code Total: 5.93
01/27 Tax Distribution	0	5.93	C
12100.2015 2015 Personal Property Taxes			Source Code Total: 6.11
01/27 Tax Distribution	0	6.11	C
12100.2016 2016 Personal Property Taxes			Source Code Total: 14.46
01/26 Tax Distribution	0	8.34	C
01/27 Tax Distribution	0	6.12	C
12100.2017 2017 Personal Property Taxes			Source Code Total: 6.11
01/27 Tax Distribution	0	6.11	C
12100.2018 2018 Personal Property Taxes			Source Code Total: 26.39
01/14 Tax Distribution	0	20.28	C
01/27 Tax Distribution	0	6.11	C
12100.2019 2019 Personal Property Taxes			Source Code Total: 42.46
01/04 Tax Distribution	0	14.28	C
01/12 Tax Distribution	0	22.07	C
01/27 Tax Distribution	0	6.11	C
12100.2020 2020 Personal Property Taxes			Source Code Total: 662.75
01/12 Tax Distribution	0	32.73	C
01/14 Tax Distribution	0	339.16	C
01/21 Tax Distribution	0	273.35	C
01/27 Tax Distribution	0	11.41	C
01/27 Tax Distribution	0	6.10	C
12100.2021 2021 Personal Property Taxes			Source Code Total: 8,979.20
01/03 Tax Distribution	0	197.79	C
01/03 Tax Distribution	0	26.20	C
01/03 Tax Distribution	0	378.46	C
01/04 Tax Distribution	0	424.81	C
01/04 Tax Distribution	0	89.41	C
01/04 Tax Distribution	0	349.78	C
01/04 Tax Distribution	0	257.60	C
01/05 Tax Distribution	0	90.70	C
01/05 Tax Distribution	0	332.71	C
01/05 Tax Distribution	0	1,098.49	C
01/05 Tax Distribution	0	83.95	C
01/06 Tax Distribution	0	1,493.65	C
01/06 Tax Distribution	0	845.51	C
01/07 Tax Distribution	0	211.82	C
01/10 Tax Distribution	0	41.45	C
01/10 Tax Distribution	0	150.21	C
01/11 Tax Distribution	0	279.30	C
01/11 Tax Distribution	0	111.09	C



Yavapai County Treasurer

Monthly Statement

Date Range: 1/1/2022 to 1/31/2022

01/12	Tax Distribution	0	32.31	C
01/13	Tax Distribution	0	270.10	C
01/13	Tax Distribution	0	37.62	C
01/14	Tax Distribution	0	47.81	C
01/19	Tax Distribution	0	4.85	C
01/19	Tax Distribution	0	146.97	C
01/19	Tax Distribution	0	289.53	C
01/20	Tax Distribution	0	291.03	C
01/21	Tax Distribution	0	493.02	C
01/24	Tax Distribution	0	50.63	C
01/26	Tax Distribution	0	50.49	C
01/27	Tax Distribution	0	128.00	C
01/27	Tax Distribution	0	6.11	C
01/27	Tax Distribution	0	88.24	C
01/28	Tax Distribution	0	315.93	C
01/31	Tax Distribution	0	263.63	C
37150.0 FDAT Distributions			Source Code Total: 15,293.82	
01/03	Fire Dist Assistance Tax 0.142976	0	1,917.94	C
01/04	Fire Dist Assistance Tax 0.142976	0	3,378.06	C
01/05	Fire Dist Assistance Tax 0.142976	0	4,289.60	C
01/06	Fire Dist Assistance Tax 0.142976	0	1,427.11	C
01/07	Fire Dist Assistance Tax 0.142976	0	179.46	C
01/10	Fire Dist Assistance Tax 0.142976	0	750.50	C
01/11	Fire Dist Assistance Tax 0.142976	0	384.05	C
01/12	Fire Dist Assistance Tax 0.142976	0	301.49	C
01/13	Fire Dist Assistance Tax 0.142976	0	205.72	C
01/14	Fire Dist Assistance Tax 0.142976	0	19.41	C
01/18	Fire Dist Assistance Tax 0.142976	0	225.72	C
01/19	Fire Dist Assistance Tax 0.142976	0	418.28	C
01/20	Fire Dist Assistance Tax 0.142976	0	166.08	C
01/21	Fire Dist Assistance Tax 0.142976	0	179.76	C
01/24	Fire Dist Assistance Tax 0.142976	0	346.78	C
01/25	Fire Dist Assistance Tax 0.142976	0	154.57	C
01/26	Fire Dist Assistance Tax 0.142976	0	110.16	C
01/27	Fire Dist Assistance Tax 0.142976	0	303.13	C
01/28	Fire Dist Assistance Tax 0.142976	0	196.85	C
01/31	Fire Dist Assistance Tax 0.142976	0	339.15	C
91032.0 Warrants Redeemed			Source Code Total: (4,000.00)	
01/24	Paid Warrants	0	(4,000.00)	D
91702.0 Transfer out			Source Code Total: (400,471.30)	
01/18	E-MAIL TRANSFER REQUEST 1/18 PER KM	0	(400,471.30)	D
6065540000 Chino Valley Fire Dist GF Ending Balance: 302,132.84				



Yavapai County Treasurer

Monthly Statement

Date Range: 1/1/2022 to 1/31/2022

Warrant Detail

Payee Name	Warrant	Amount	Issue Dt	Status Dt	Voucher
6065540000 Chino Valley Fire Dist GF					Account Total: 4,000.00
Fund: 0655					Fund Total: 4,000.00
Status: PAID					Status Total: 4,000.00
/	0706550035	4,000.00	12/27/21	01/24/22	
	Count	Amount			
Total PAID:	1	4,000.00			

Chino Valley Fire District
Bank Reconciliation Summary
For the Bank Statement ending: 1/31/2022

BANK CONTROL ID: GEN - GENERAL FUND		DESC: GENERAL FUND	ACCOUNT NO: 000000000000000
	Beginning Balance:	01/01/22	\$508,068.55
	Deposits and Credits:		\$198,535.59
	Checks and Charges:		(\$404,471.30)
	Adjustments:		\$0.00
	Ending Balance Per Reconciliation:		\$302,132.84
	Ending Balance Per Bank Statement:	01/31/22	\$302,132.84
	* Outstanding Deposits and Credits:	01/31/22	\$0.00
	* Outstanding Checks and Charges:	01/31/22	\$0.00
	Ending Book Balance:	01/31/22	\$302,132.84

* Outstanding amounts are all outstanding credits and charges dated prior or equal to the Reconciliation date.

Chino Valley Fire District
BR Checks and Charges Cleared
For the Bank Statement ending: 1/31/22

GEN		General Fund		General Fund		0000000000000000
Date	Document	Description	Module	Company	Amount	
12/27/21	706550035	Henry & Horne LLP	AP	CHINOV	\$4,000.00	
01/31/22	Cash With Yav Cty	Fire Authority Funding January	GL	CHINOV	\$400,471.30	
TOTAL CHECKS AND CHARGES CLEARED:					\$404,471.30	

Chino Valley Fire District
BR Checks and Charges Outstanding
For the Bank Statement ending:

<u>Date</u>	<u>Document</u>	<u>Description</u>	<u>Module</u>	<u>Company</u>	<u>Amount</u>
-------------	-----------------	--------------------	---------------	----------------	---------------

TOTAL CHECKS AND CHARGES OUTSTANDING:

Chino Valley Fire District
BR Deposits and Credits Cleared
For the Bank Statement ending: 1/31/22

GEN		General Fund		General Fund		0000000000000000
Date	Document	Description	Module	Company	Amount	
01/31/22	Cash With Yav Cty	GF Tax Revenue January 2022	GL	CHINOV	\$198,535.59	
TOTAL DEPOSITS AND CREDITS CLEARED:					\$198,535.59	

Chino Valley Fire District
BR Deposits and Credits Outstanding
For the Bank Statement ending:

Date	Document	Description	Module	Company	Amount
------	----------	-------------	--------	---------	--------

TOTAL DEPOSITS AND CREDITS OUTSTANDING:

Document Number	Date	BR Status	Void?	Description	Date Cleared	Amount
MODULE: JOURNAL ENTRIES FROM GENERAL LEDGER						
BANK CONTROL ID: GEN - GENERAL FUND						
Cash With Yav Cty	01/31/22	Marked	No	Fire Authority Funding January	02/10/22	\$400,471.30
Cash With Yav Cty	01/31/22	Marked	No	GF Tax Revenue January 2022	02/10/22	\$198,535.59
SUB TOTAL FOR BANK:						\$599,006.89
TOTAL FOR MODULE:						\$599,006.89

Chino Valley Fire District
BR Adjustments Report
For the Bank Statement ending:

Date	Document	Description	GL Account	Offset Amt	Adj. Amt
------	----------	-------------	------------	------------	----------

DOCUMENT:

ADJUSTMENT DOCUMENT " TOTAL:

TOTAL FOR ALL ADJUSTMENTS:

2/10/22
10:42:23 AM

Chino Valley Fire District
Income Statement
(Original Budget to Actual Comparison)
For the period of 1/1/2022 Through 1/31/2022

Fund: (10) General Fund

	Account	Actual	Current Period Budget	Variance	%	Actual	Year To Date Budget	Variance	%
<u>Revenues</u>									
Real Estate Tax	10400000000	\$173,476.05	\$0.00	\$173,476.05	0.0%	\$3,050,930.62	\$4,833,636.00	\$(1,782,705.38)	(36.9)%
Personal Property Tax	10410000000	9,765.72	0.00	9,765.72	0.0	88,174.74	0.00	88,174.74	0.0
Fire District Assistance Tax	10420000000	15,293.82	0.00	15,293.82	0.0	270,517.71	400,000.00	(129,482.29)	(32.4)
Interest Income-General Fund	10490000000	0.00	0.00	0.00	0.0	578.43	0.00	578.43	0.0
Rebates/Refunds	10500000000	0.00	0.00	0.00	0.0	0.00	2,000.00	(2,000.00)	(100.0)
Net Revenues		\$198,535.59	\$0.00	\$198,535.59	0.0 %	\$3,410,201.50	\$5,235,636.00	\$(1,825,434.50)	(34.9)%
<u>Program Expenses</u>									
Fire Authority Funding	10670010000	\$400,471.30	\$0.00	\$(400,471.30)	0.0%	\$3,306,777.85	\$5,222,136.00	\$1,915,358.15	36.7%
Total Program Expenses		\$400,471.30	\$0.00	\$(400,471.30)	0.0 %	\$3,306,777.85	\$5,222,136.00	\$1,915,358.15	36.7 %
<u>Fund Raising Expenses</u>									
Audit & Accounting	10640010000	\$0.00	\$0.00	\$0.00	0.0%	\$4,000.00	\$7,500.00	\$3,500.00	46.7%
Legal Services - Routine	10641010000	0.00	0.00	0.00	0.0	765.00	5,000.00	4,235.00	84.7
Fire Board Expenses	10644110000	0.00	0.00	0.00	0.0	551.06	1,000.00	448.94	44.9
Misc/Admin	10661010000	0.00	0.00	0.00	0.0	5.96	0.00	(5.96)	0.0
Contingency Expense - Current	10780130000	0.00	0.00	0.00	0.0	0.00	20,000.00	20,000.00	100.0
Total Fund Raising Expenses		\$0.00	\$0.00	\$0.00	0.0 %	\$5,322.02	\$33,500.00	\$28,177.98	84.1 %
Total Expenses		\$400,471.30		\$(400,471.30)		\$3,312,099.87	\$5,255,636.00	\$1,943,536.13	37.0%
Net Income (Loss)		\$(201,935.71)	\$0.00	\$(201,935.71)	0.0%	\$98,101.63	\$(20,000.00)	\$118,101.63	590.5%

2/10/22
10:42:36 AM

Chino Valley Fire District

Balance Sheet

As of 1/31/2022

Fund: (10) General Fund

Assets

Current Assets

Cash with Yavapai County	\$302,132.84	
Taxes Receivable	134,851.50	
Total Current Assets		\$436,984.34
Total Assets		\$436,984.34

Liabilities and Net Assets

Current Liabilities

Accounts Payable	\$270.00	
Deferred Compensation (Prop Tax)	96,636.35	
Total Current Liabilities		\$96,906.35
Total Liabilities		\$96,906.35

Net Assets

Fund Balance	\$241,976.93	
Current Year Net Assets	98,101.63	
Total Net Assets		340,078.56
Total Liabilities and Net Assets		\$436,984.91

Chino Valley Fire District
GL Account Ledger - Detail By Period
1/1/2022 through 1/31/2022

Batch	Journal	Entry #	Date	Job	Document	Description	Debits	Credits	Balance
10.1100.0.0.000						CASH WITH YAVAPAI COUNTY			\$504,068.55
2230	GJ	143911	01/31/22		Cash With Yav Cty	Fire Authority Funding January 2022	-	400,471.30	103,597.25
2232	GJ	143914	01/31/22		Cash With Yav Cty	GF Tax Revenue January 2022	198,535.59	-	302,132.84
CASH WITH YAVAPAI COUNTY TOTALS:							<u>\$198,535.59</u>	<u>\$400,471.30</u>	<u>\$302,132.84</u>
TOTAL OF LEDGER:							<u>\$198,535.59</u>	<u>\$400,471.30</u>	<u>\$302,132.84</u>

Chino Valley Fire District
GL Trial Balance Worksheet
For The Period of 1/1/2022 through 1/31/2022

Account	Description	Balances				Adjustments
		Beginning	Debits	Credits	Ending	
10.1100.0.0.000	Cash with Yavapai County	\$504,068.55	\$198,535.59	\$400,471.30	\$302,132.84	
TOTALS:		<u>\$504,068.55</u>	<u>\$198,535.59</u>	<u>\$400,471.30</u>	<u>\$302,132.84</u>	

* Inactive accounts are marked and appear in grey.

CHINO VALLEY FIRE DISTRICT
BOND DEBT SERVICE ACCOUNT: 6-65640-7000
BANK RECONCILIATION JANUARY 2022

Reconciliation:

Beginning Balance (CVFD):	\$	279,497.42
Deposits:	\$	16,074.27
Principal Payments:	\$	-
Interest Income:	\$	-
Interest Payments:	\$	-
Interest Paid on Tax Roll Corrections:	\$	-
Ending Balance:	\$	295,571.69

Difference Between Balances: \$ -

Bank Statement Balance:

Balance Per Bank:	\$	295,571.69
Outstanding Adjustments:	\$	-

Ending Balance: \$ 295,571.69

Deposits Per Bank Statement:

Fire District Deposits:	\$	-
Real Estate Taxes:	\$	15,213.77
Personal Property Taxes:	\$	860.50
Interest Revenue:	\$	-
Other:		
Ending Balance:	\$	16,074.27

Reconciliation Approved By:

Scott Freitag

Digitally signed by Scott Freitag
Date: 2022.02.15 20:42:04
-07'00'

Scott Freitag, Fire Chief

Reconciliation Reviewed By:

David Tharp

Digitally signed by David Tharp
Date: 2022.02.12 13:38:44
-07'00'

David Tharp, Assistant Chief of Administration

Reconciliation Prepared By:

Karen Mauldin

Digitally signed by Karen Mauldin
Date: 2022.02.10 15:17:25 -07'00'

Karen Mauldin, Finance Manager

CHINO VALLEY FIRE DISTRICT
BOND DEBT FUND - JANUARY 2022

Real Estate Taxes:	\$	15,213.77
UPP Taxes:	\$	860.50
Interest Received:	\$	-
Other:	\$	-
<hr/>		
TOTAL:	\$	16,074.27
<hr/>		



Yavapai County Treasurer

Monthly Statement

Date Range: 1/1/2022 to 1/31/2022

Chino Valley Fire Dist BDS
Fund: 6065640700



Yavapai County Treasurer

Monthly Statement

Date Range: 1/1/2022 to 1/31/2022

Account	Period	YTD		
6065640700	Chino Valley Fire Dist BDS			
Begin Balance:	279,497.42	66,685.44		
Income:	16,074.27	275,593.03		
LOC Advance:	.00	.00		
Expense:	.00	(46,706.78)	LOC:	.00
LOC Payments:	.00	.00	Warrants Outstanding:	.00
Cash Balance:	295,571.69	295,571.69	End:	295,571.69

Monthly Statement Summary

Source Code	Description		MTDAmount	YTDAmount
6065640700 Chino Valley Fire Dist BDS		Beginning Balance:	279,497.42	66,685.44
11100.2010	2010 Real Estate Taxes		.00	1.21
11100.2011	2011 Real Estate Taxes		.00	1.62
11100.2012	2012 Real Estate Taxes		.00	1.61
11100.2013	2013 Real Estate Taxes		.00	2.92
11100.2014	2014 Real Estate Taxes		.00	2.94
11100.2015	2015 Real Estate Taxes		.00	2.86
11100.2016	2016 Real Estate Taxes		.00	1.25
11100.2017	2017 Real Estate Taxes		.00	1.19
11100.2018	2018 Real Estate Taxes		.00	1.14
11100.2019	2019 Real Estate Taxes		.00	2.22
11100.2020	2020 Real Estate Taxes		447.01	5,134.53
11100.2021	2021 Real Estate Taxes		14,766.76	262,309.08
12100.2010	2010 Personal Property Taxes		.51	.51
12100.2011	2011 Personal Property Taxes		.68	.68
12100.2012	2012 Personal Property Taxes		.56	.66
12100.2013	2013 Personal Property Taxes		.79	2.05
12100.2014	2014 Personal Property Taxes		.79	.79
12100.2015	2015 Personal Property Taxes		.77	9.77
12100.2016	2016 Personal Property Taxes		1.70	14.97
12100.2017	2017 Personal Property Taxes		.69	7.19
12100.2018	2018 Personal Property Taxes		2.82	95.21
12100.2019	2019 Personal Property Taxes		4.22	264.20
12100.2020	2020 Personal Property Taxes		60.50	900.29
12100.2021	2021 Personal Property Taxes		786.47	6,520.39
38109.0	Interest on Investments St Treas		.00	239.19
38113.0	Interest on Investments-Wells Fargo		.00	74.56
90002.0	Interest Pd on Tax Roll Corrections		.00	(.53)
92190.0	Bond Interest Payment		.00	(46,706.25)
		Ending Balance:	295,571.69	295,571.69



Yavapai County Treasurer

Monthly Statement

Date Range: 1/1/2022 to 1/31/2022

Monthly Statement Detail

Date	Notes	Doc #	Amount	C/D
6065640700 Chino Valley Fire Dist BDS			Beginning Balance: 279,497.42	
11100.2020 2020 Real Estate Taxes			Source Code Total: 447.01	
01/04	Tax Distribution	0	15.27	C
01/04	Tax Distribution	0	.56	C
01/05	Tax Distribution	0	61.01	C
01/05	Tax Distribution	0	1.79	C
01/06	Tax Distribution	0	35.68	C
01/07	Tax Distribution	0	8.14	C
01/11	Tax Distribution	0	10.86	C
01/12	Tax Distribution	0	28.33	C
01/19	Tax Distribution	0	19.43	C
01/19	Tax Distribution	0	65.97	C
01/21	Tax Distribution	0	8.88	C
01/25	Tax Distribution	0	5.33	C
01/25	Tax Distribution	0	60.23	C
01/26	Tax Distribution	0	11.80	C
01/26	Tax Distribution	0	18.15	C
01/27	Tax Distribution	0	39.53	C
01/27	Tax Distribution	0	32.95	C
01/28	Tax Distribution	0	19.84	C
01/31	Tax Distribution	0	.28	C
01/31	Tax Distribution	0	2.98	C
11100.2021 2021 Real Estate Taxes			Source Code Total: 14,766.76	
01/03	Tax Distribution	0	119.02	C
01/03	Tax Distribution	0	1,168.75	C
01/03	Tax Distribution	0	80.75	C
01/03	Tax Distribution	0	19.64	C
01/03	Tax Distribution	0	11.29	C
01/04	Tax Distribution	0	426.68	C
01/04	Tax Distribution	0	406.20	C
01/04	Tax Distribution	0	514.70	C
01/04	Tax Distribution	0	810.41	C
01/04	Tax Distribution	0	363.37	C
01/05	Tax Distribution	0	45.63	C
01/05	Tax Distribution	0	300.72	C
01/05	Tax Distribution	0	1,359.31	C
01/05	Tax Distribution	0	2,051.23	C
01/05	Tax Distribution	0	402.75	C
01/05	Tax Distribution	0	375.13	C
01/06	Tax Distribution	0	851.94	C



Yavapai County Treasurer

Monthly Statement

Date Range: 1/1/2022 to 1/31/2022

01/06	Tax Distribution	0	1,328.00	C
01/07	Tax Distribution	0	243.65	C
01/10	Tax Distribution	0	229.48	C
01/10	Tax Distribution	0	170.70	C
01/11	Tax Distribution	0	(3.75)	C
01/11	Tax Distribution	0	167.61	C
01/11	Tax Distribution	0	281.49	C
01/12	Tax Distribution	0	137.75	C
01/12	Tax Distribution	0	32.84	C
01/13	Tax Distribution	0	.09	C
01/13	Tax Distribution	0	152.28	C
01/14	Tax Distribution	0	232.27	C
01/14	Tax Distribution	0	166.30	C
01/18	Tax Distribution	0	(29.29)	C
01/18	Tax Distribution	0	265.71	C
01/18	Tax Distribution	0	25.21	C
01/18	Tax Distribution	0	63.50	C
01/19	Tax Distribution	0	191.25	C
01/19	Tax Distribution	0	49.36	C
01/19	Tax Distribution	0	101.38	C
01/19	Tax Distribution	0	164.02	C
01/20	Tax Distribution	0	8.17	C
01/20	Tax Distribution	0	3.36	C
01/20	Tax Distribution	0	281.86	C
01/21	Tax Distribution	0	42.80	C
01/24	Tax Distribution	0	111.04	C
01/24	Tax Distribution	0	32.32	C
01/24	Tax Distribution	0	94.30	C
01/25	Tax Distribution	0	85.50	C
01/25	Tax Distribution	0	72.32	C
01/25	Tax Distribution	0	69.44	C
01/26	Tax Distribution	0	175.74	C
01/26	Tax Distribution	0	17.75	C
01/27	Tax Distribution	0	110.20	C
01/27	Tax Distribution	0	118.34	C
01/28	Tax Distribution	0	146.61	C
01/31	Tax Distribution	0	33.64	C
01/31	Tax Distribution	0	9.14	C
01/31	Tax Distribution	0	76.86	C
12100.2010 2010 Personal Property Taxes			Source Code Total: .51	
01/27	Tax Distribution	0	.51	C
12100.2011 2011 Personal Property Taxes			Source Code Total: .68	
01/27	Tax Distribution	0	.68	C



Yavapai County Treasurer

Monthly Statement

Date Range: 1/1/2022 to 1/31/2022

12100.2012 2012 Personal Property Taxes		Source Code Total: .56	
01/27 Tax Distribution	0	.56	C
12100.2013 2013 Personal Property Taxes		Source Code Total: .79	
01/27 Tax Distribution	0	.79	C
12100.2014 2014 Personal Property Taxes		Source Code Total: .79	
01/27 Tax Distribution	0	.79	C
12100.2015 2015 Personal Property Taxes		Source Code Total: .77	
01/27 Tax Distribution	0	.77	C
12100.2016 2016 Personal Property Taxes		Source Code Total: 1.70	
01/26 Tax Distribution	0	.98	C
01/27 Tax Distribution	0	.72	C
12100.2017 2017 Personal Property Taxes		Source Code Total: .69	
01/27 Tax Distribution	0	.69	C
12100.2018 2018 Personal Property Taxes		Source Code Total: 2.82	
01/14 Tax Distribution	0	2.17	C
01/27 Tax Distribution	0	.65	C
12100.2019 2019 Personal Property Taxes		Source Code Total: 4.22	
01/04 Tax Distribution	0	1.42	C
01/12 Tax Distribution	0	2.19	C
01/27 Tax Distribution	0	.61	C
12100.2020 2020 Personal Property Taxes		Source Code Total: 60.50	
01/12 Tax Distribution	0	2.99	C
01/14 Tax Distribution	0	30.96	C
01/21 Tax Distribution	0	24.95	C
01/27 Tax Distribution	0	1.04	C
01/27 Tax Distribution	0	.56	C
12100.2021 2021 Personal Property Taxes		Source Code Total: 786.47	
01/03 Tax Distribution	0	17.33	C
01/03 Tax Distribution	0	2.29	C
01/03 Tax Distribution	0	33.16	C
01/04 Tax Distribution	0	37.21	C
01/04 Tax Distribution	0	7.83	C
01/04 Tax Distribution	0	30.64	C
01/04 Tax Distribution	0	22.56	C
01/05 Tax Distribution	0	7.94	C
01/05 Tax Distribution	0	29.15	C
01/05 Tax Distribution	0	96.22	C
01/05 Tax Distribution	0	7.35	C
01/06 Tax Distribution	0	130.83	C
01/06 Tax Distribution	0	74.06	C
01/07 Tax Distribution	0	18.55	C
01/10 Tax Distribution	0	3.63	C
01/10 Tax Distribution	0	13.15	C



Yavapai County Treasurer

Monthly Statement

Date Range: 1/1/2022 to 1/31/2022

01/11	Tax Distribution	0	24.46	C
01/11	Tax Distribution	0	9.73	C
01/12	Tax Distribution	0	2.83	C
01/13	Tax Distribution	0	23.66	C
01/13	Tax Distribution	0	3.30	C
01/14	Tax Distribution	0	4.18	C
01/19	Tax Distribution	0	.42	C
01/19	Tax Distribution	0	12.87	C
01/19	Tax Distribution	0	25.36	C
01/20	Tax Distribution	0	25.49	C
01/21	Tax Distribution	0	43.18	C
01/24	Tax Distribution	0	4.44	C
01/26	Tax Distribution	0	4.42	C
01/27	Tax Distribution	0	11.21	C
01/27	Tax Distribution	0	.53	C
01/27	Tax Distribution	0	7.73	C
01/28	Tax Distribution	0	27.67	C
01/31	Tax Distribution	0	23.09	C
6065640700 Chino Valley Fire Dist BDS			Ending Balance: 295,571.69	

Chino Valley Fire District
Bank Reconciliation Summary
For the Bank Statement ending: 1/31/2022

BANK CONTROL ID: BDS - YAVAPAI COUNTY TREASURER		DESC: BOND DEBT SERVICE	ACCOUNT NO: 6-65640-7000
Beginning Balance:	01/01/22		\$279,497.42
Deposits and Credits:			\$16,074.27
Checks and Charges:			\$0.00
Adjustments:			\$0.00
Ending Balance Per Reconciliation:			\$295,571.69
Ending Balance Per Bank Statement:	01/31/22		\$295,571.69
* Outstanding Deposits and Credits:	01/31/22		\$0.00
* Outstanding Checks and Charges:	01/31/22		\$0.00
Ending Book Balance:			\$295,571.69

* Outstanding amounts are all outstanding credits and charges dated prior or equal to the Reconciliation date.

Chino Valley Fire District
BR Checks and Charges Cleared
For the Bank Statement ending:

Date	Document	Description	Module	Company	Amount
------	----------	-------------	--------	---------	--------

TOTAL CHECKS AND CHARGES CLEARED:

Chino Valley Fire District
BR Checks and Charges Outstanding
For the Bank Statement ending:

<u>Date</u>	<u>Document</u>	<u>Description</u>	<u>Module</u>	<u>Company</u>	<u>Amount</u>
-------------	-----------------	--------------------	---------------	----------------	---------------

TOTAL CHECKS AND CHARGES OUTSTANDING:

Chino Valley Fire District
BR Deposits and Credits Cleared
For the Bank Statement ending: 1/31/22

BDS	Yavapai County Treasurer	Bond Debt Service	6-65640-7000
-----	--------------------------	-------------------	--------------

Date	Document	Description	Module	Company	Amount
01/31/22	Cash With Yav Cty	BDS Tax Revenue January 2022	GL	CHINOV	\$16,074.27
TOTAL DEPOSITS AND CREDITS CLEARED:					\$16,074.27

Chino Valley Fire District
BR Deposits and Credits Outstanding
For the Bank Statement ending:

Date	Document	Description	Module	Company	Amount
------	----------	-------------	--------	---------	--------

TOTAL DEPOSITS AND CREDITS OUTSTANDING:

Document Number	Date	BR Status	Void?	Description	Date Cleared	Amount
-----------------	------	-----------	-------	-------------	--------------	--------

MODULE: JOURNAL ENTRIES FROM GENERAL LEDGER

BANK CONTROL ID: BDS - YAVAPAI COUNTY TREASURER

Cash With Yav Cty	01/31/22	Marked	No	BDS Tax Revenue January 2022	02/10/22	\$16,074.27
-------------------	----------	--------	----	------------------------------	----------	-------------

SUB TOTAL FOR BANK: \$16,074.27

TOTAL FOR MODULE: \$16,074.27

Chino Valley Fire District
BR Adjustments Report
For the Bank Statement ending:

Date	Document	Description	GL Account	Offset Amt	Adj. Amt
------	----------	-------------	------------	------------	----------

DOCUMENT:

ADJUSTMENT DOCUMENT " TOTAL:

TOTAL FOR ALL ADJUSTMENTS:

2/10/22
3:08:22 PM

Chino Valley Fire District
Income Statement
(Original Budget to Actual Comparison)
For the period of 1/1/2022 Through 1/31/2022

Fund: (40) Bond Service Fund

	Account	Actual	Current Period Budget	Variance	%	Actual	Year To Date Budget	Variance	%
<u>Revenues</u>									
Real Estate Tax	40420000002	\$15,213.77	\$0.00	\$15,213.77	0.0%	\$267,462.57	\$0.00	\$267,462.57	0.0%
Personal Tax Revenue	40420500000	860.50	0.00	860.50	0.0	7,816.71	0.00	7,816.71	0.0
Net Revenues		\$16,074.27	\$0.00	\$16,074.27	0.0 %	\$275,279.28	\$0.00	\$275,279.28	0.0 %
Income (Loss) from Operations		\$16,074.27	\$0.00	\$16,074.27	0.0%	\$275,279.28	\$0.00	\$275,279.28	0.0%
<u>Other Income (Expense)</u>									
Bond Debt Service Interest Revenue	40430000000	\$0.00	\$0.00	\$0.00	0.0%	\$313.75	\$0.00	\$313.75	0.0%
Bond Debt Service Interest Expense	40610000000	0.00	0.00	0.00	0.0	(46,706.78)	0.00	(46,706.78)	0.0
Total Other Income (Expense)		\$0.00	\$0.00	\$0.00	0.0 %	\$(46,393.03)	\$0.00	\$(46,393.03)	0.0 %
Net Income (Loss)		\$16,074.27	\$0.00	\$16,074.27	0.0%	\$228,886.25	\$0.00	\$228,886.25	0.0%

2/10/22
3:08:25 PM

Chino Valley Fire District

Balance Sheet

As of 1/31/2022

Fund: (40) Bond Service Fund

Account: (1105) Not Defined

Assets

Current Assets

Bond Debt Service	\$295,571.69	
Total Current Assets		\$295,571.69
Total Assets		\$295,571.69
Total Liabilities and Net Assets		\$0.00

Chino Valley Fire District
GL Account Ledger - Detail By Period
1/1/2022 through 1/31/2022

Batch	Journal	Entry #	Date	Job	Document	Description	Debits	Credits	Balance
40.1105.0.0.000						BOND DEBT SERVICE			\$279,497.42
2233	GJ	143918	01/31/22		Cash With Yav Cty	BDS Tax Revenue January 2022	16,074.27	-	295,571.69
BOND DEBT SERVICE TOTALS:							\$16,074.27	\$0.00	\$295,571.69
TOTAL OF LEDGER:							\$16,074.27	\$0.00	\$295,571.69

Chino Valley Fire District
GL Trial Balance Worksheet
For The Period of 1/1/2022 through 1/31/2022

Account	Description	Balances				Adjustments
		Beginning	Debits	Credits	Ending	
40.1105.0.0.000	Bond Debt Service	\$279,497.42	\$16,074.27	\$0.00	\$295,571.69	
TOTALS:		<u>\$279,497.42</u>	<u>\$16,074.27</u>	<u>\$0.00</u>	<u>\$295,571.69</u>	

* Inactive accounts are marked and appear in grey.

The Chino Valley Fire District Board of Directors have reviewed and approved the following monthly financial documents to include Income Statements, Balance Sheets, and Bank Reconciliations with supporting documents, Revenue and Expenditure Graphs, and Cash Flow Projections in compliance with ARS §48-805, 807:

CVFD General Fund

CVFD Bond Debt Service

Fire Board Chairperson	Date
------------------------	------

Fire Board Clerk	Date
------------------	------

Signature indicating approval on next page.

CHINO VALLEY FIRE DISTRICT
GENERAL FUND - CHECK RECONCILIATION FEBRUARY 2022

Reconciliation:

Beginning Balance:	\$	302,132.84
Deposits:	\$	79,902.02
Transfer Out - Fire Authority:	\$	(198,535.59)
Interest Paid on Tax Roll Correct:	\$	(9.06)
Adjustment:	\$	-
Reversing Entry:	\$	-
Disbursements:	\$	(382.50)
Ending Balance:	\$	183,107.71

Difference Between Balances: \$ -

Bank Statement Balance:

Balance Per Bank:	\$	183,107.71
Outstanding Checks:	\$	-
Outstanding Deposits:	\$	-
	\$	-

Ending Balance: \$ 183,107.71

G/L Ending Balance: \$ 183,107.71

\$ 183,107.71

Deposits Per Bank Statement:

Real Estate Taxes:	\$	71,785.03
Personal Property Taxes:	\$	2,327.75
Fire District Assistance Tax:	\$	5,784.86
Fire District Deposit:	\$	-
Transfer Out-Fire Authority:	\$	198,535.59
ADOT & Fish and Game In Lieu:	\$	4.38
Interest Paid - Tax Roll Corrections	\$	9.06
Adjustment:	\$	-
Interest Income:	\$	-

Ending Balance: \$ 278,446.67

Bank Reconciliation Register:

Checks From Accounts Payable: \$ 382.50

Total Checks: \$ 382.50

Deposits From Accounts Receivable: \$ -

Journal Entries From General Ledger: \$ 278,446.67

Ending Balance: \$ 278,446.67

Reconciliation Approved By:

Scott Freitag

Digitally signed by Scott Freitag
Date: 2022.03.17 15:39:58
-07'00'

Scott Freitag, Fire Chief

Reconciliation Reviewed By:

David Tharp

Digitally signed by David Tharp
Date: 2022.03.16 21:50:16
-07'00'

David Tharp, Assistant Chief of Administration

Reconciliation Prepared By:

Karen Mauldin

Digitally signed by Karen Mauldin
Date: 2022.03.09 16:32:58 -07'00'

Karen Mauldin, Finance Manager

CHINO VALLEY FIRE DISTRICT
General Fund Tax Collection Information

Total Levy Month	FY 16-17 Collected	FY 17-18 Collected	FY 18-19 Collected	FY 19-20 Collected	FY 20-21 Collected	FY 21-22 Collected
July	\$10,160	\$24,936	\$21,890	\$14,597	\$42,316	\$26,983
%	0.286%	0.672%	0.557%	0.348%	0.941%	0.558%
% To Date	0.2864%	0.6725%	0.5575%	0.3483%	0.9409%	0.5582%
August	\$18,803	\$10,622	\$12,226	\$10,746	\$15,526	\$11,257
%	0.530%	0.286%	0.311%	0.256%	0.345%	0.233%
% To Date	0.8164%	0.9590%	0.8688%	0.6048%	1.2862%	0.7911%
September	\$182,315	\$178,141	\$25,209	\$30,894	\$8,143	\$54,439
%	5.139%	4.804%	0.642%	0.737%	0.181%	1.126%
% To Date	5.9553%	5.7632%	1.5109%	1.3420%	1.4673%	1.9174%
October	\$834,512	\$1,503,325	\$1,610,381	\$1,807,742	\$1,780,309	\$1,962,817
%	23.523%	40.543%	41.013%	43.140%	39.587%	40.607%
% To Date	29.4779%	46.3060%	42.5240%	44.4817%	41.0540%	42.5249%
November	\$866,615	\$290,266	\$498,787	\$373,908	\$508,805	\$535,270
%	24.428%	7.828%	12.703%	8.923%	11.314%	11.074%
% To Date	53.9055%	54.1341%	55.2271%	53.4046%	52.3677%	53.5987%
December	\$227,672	\$223,661	\$236,727	\$286,760	\$399,155	\$365,096
%	6.4175%	6.0319%	6.0289%	6.8432%	8.8756%	7.5532%
% To Date	60.3229%	60.1659%	61.2560%	60.2478%	61.2433%	61.1520%
January	\$89,048	\$153,278	\$117,994	\$115,429	\$118,322	\$183,242
%	2.5100%	4.1337%	3.0051%	2.7546%	2.6310%	3.7910%
% To Date	62.8330%	64.2997%	64.2611%	63.0023%	63.8742%	64.9429%
February	\$94,094	\$95,262	\$54,476	\$104,991	\$88,422	\$74,113
%	2.6523%	2.5691%	1.3874%	2.5055%	1.9661%	1.5333%
% To Date	65.4852%	66.8688%	65.6485%	65.5078%	65.8404%	66.4762%
March	\$141,015	\$127,298	\$138,910	\$142,182	\$143,500	\$0
%	3.9748%	3.4331%	3.5377%	3.3930%	3.1908%	0.0000%
% To Date	69.4600%	70.3018%	69.1863%	68.9008%	69.0312%	66.4762%
April	\$821,855	\$794,289	\$955,634	\$983,917	\$1,082,230	\$0
%	23.1659%	21.4210%	24.3380%	23.4800%	24.0643%	0.0000%
% To Date	92.6259%	91.7228%	93.5243%	92.3809%	93.0956%	66.4762%
May	\$195,151	\$238,700	\$189,925	\$206,496	\$202,990	\$0
%	5.5008%	6.4374%	4.8370%	4.9278%	4.5137%	0.0000%
% To Date	98.1267%	98.1602%	98.3613%	97.3086%	97.6092%	66.4762%
June	\$66,097	\$80,520	\$84,895	\$49,679	\$87,815	\$0
%	1.8631%	2.1715%	2.1621%	1.1855%	1.9527%	0.0000%
% To Date	99.9898%	100.3318%	100.5234%	98.4942%	99.5619%	66.4762%
TOTALS	\$3,547,337	\$3,720,297	\$3,947,053	\$4,127,341	\$4,477,533	\$3,213,218
Delinquency	0.0102%	-0.3318%	-0.5234%	1.5058%	0.4381%	33.5238%

CHINO VALLEY FIRE DISTRICT
FDAT Collection Information

Total Levy Month	FY 16-17 \$313,900 Collected	FY 17-18 \$333,290 Collected	FY 18-19 \$333,290 Collected	FY 19-20 \$366,547 Collected	FY 20-21 \$400,000 Collected	FY 21-22 \$400,000 Collected
July	\$1,423	\$1,630	\$1,238	\$1,475	\$2,769	\$1,871
%	0.453%	0.489%	0.371%	0.403%	0.692%	0.468%
% To Date	0.4533%	0.4891%	0.3715%	0.4025%	0.6923%	0.4677%
August	\$661	\$554	\$707	\$653	\$662	\$1,498
%	0.211%	0.166%	0.212%	0.178%	0.166%	0.375%
% To Date	0.6638%	0.6553%	0.5835%	0.5806%	0.8579%	0.8422%
September	\$8,777	\$12,654	\$3,182	\$1,853	\$879	\$4,669
%	2.796%	3.797%	0.955%	0.505%	0.220%	1.167%
% To Date	3.4600%	4.4520%	1.5382%	1.0861%	1.0777%	2.0095%
October	\$86,411	\$93,081	\$139,813	\$107,270	\$160,480	\$159,909
%	27.528%	27.928%	41.949%	29.265%	40.120%	39.977%
% To Date	30.9881%	32.3799%	43.4877%	30.3510%	41.1979%	41.9866%
November	\$75,219	\$74,651	\$59,861	\$30,666	\$48,339	\$52,249
%	23.9628%	22.3983%	17.9606%	8.3663%	12.0848%	13.0622%
% To Date	54.9510%	54.7782%	61.4483%	38.7172%	53.2826%	55.0488%
December	\$24,923	\$21,663	\$25,413	\$112,035	\$39,219	\$35,029
%	7.9398%	6.4997%	7.6250%	30.5650%	9.8048%	8.7572%
% To Date	62.8907%	61.2779%	69.0733%	69.2822%	63.0874%	63.8060%
January	\$11,762	\$16,138	\$11,149	\$11,446	\$12,625	\$15,294
%	3.7471%	4.8420%	3.3450%	3.1227%	3.1562%	3.8235%
% To Date	66.6378%	66.1199%	72.4183%	72.4049%	66.2436%	67.6294%
February	\$8,291	\$8,056	\$7,409	\$10,419	\$6,657	\$5,785
%	2.641%	2.417%	2.223%	2.842%	1.664%	1.446%
% To Date	69.2790%	68.5368%	74.6413%	75.2473%	67.9079%	69.0756%
March	\$12,638	\$12,174	\$13,713	\$13,361	\$10,897	\$0
%	4.0263%	3.6528%	4.1143%	3.6452%	2.7242%	0.0000%
% To Date	73.3052%	72.1897%	78.7556%	78.8925%	70.6320%	69.0756%
April	\$62,586	\$63,209	\$79,859	\$85,315	\$88,842	\$0
%	19.9382%	18.9651%	23.9607%	23.2754%	22.2104%	0.0000%
% To Date	93.2434%	91.1548%	102.7164%	102.1679%	92.8424%	69.0756%
May	\$23,662	\$23,731	\$18,881	\$21,832	\$19,620	\$0
%	7.5381%	7.1201%	5.6650%	5.9561%	4.9050%	0.0000%
% To Date	100.7815%	98.2749%	108.3813%	108.1240%	97.7475%	69.0756%
June	\$4,682	\$5,094	\$5,726	\$4,474	\$6,987	\$0
%	1.4917%	1.5285%	1.7181%	1.2206%	1.7468%	0.0000%
% To Date	102.2732%	99.8034%	110.0995%	109.3446%	99.4943%	69.0756%
TOTALS	\$321,035	\$332,635	\$366,951	\$400,799	\$397,977	\$276,303
Delinquency	-2.2732%	0.1966%	-10.0995%	-9.3446%	0.5057%	30.9244%

100.0000% 100.0000% 100.0000% 100.0000% 100.0000% 100.0000%



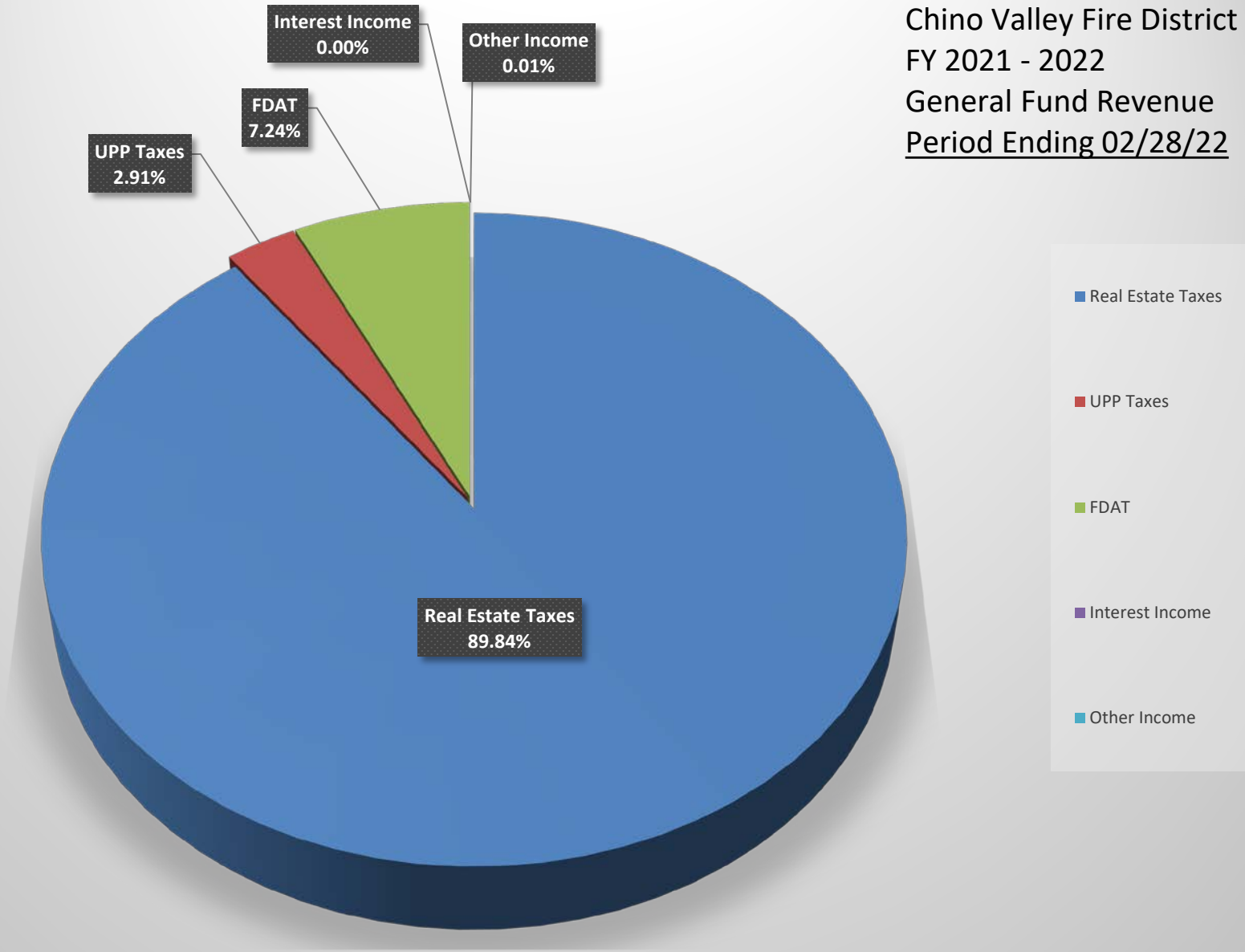
2021 - 2022 Cash Flow by Month : FEBRUARY

	ACTUAL								PROJECTED			
	July	Aug.	Sept.	Oct.	Nov.	Dec.	Jan.	Feb.	March	April	May	June
Revenues:												
Taxes	26,983	11,257	54,439	1,962,817	535,270	365,096	183,242	74,113	402,803	402,803	402,803	402,803
FDAT	1,871	1,498	4,669	159,909	52,249	35,029	15,294	5,785	33,333	33,333	33,333	33,333
Interest Income	47	117	68	-	-	347	-	-	-	-	-	-
Other Income	-	-	-	-	-	-	-	4	167	167	167	167
RevenueTotals:	28,901	12,872	59,176	2,122,726	587,519	400,471	198,536	79,902	436,303	436,303	436,303	436,303
Expenditures:												
Audit/Accounting, Election, Legal, Fire Board Expenses	293	251	-	773	-	4,000	-	383	1,125	1,125	1,125	1,125
Contingency	-	-	-	-	-	-	-	-	1,667	1,667	1,667	1,667
Fire Authority Funding	95,112	28,901	12,872	59,176	2,122,726	587,519	400,471	198,536	435,178	435,178	435,178	435,178
Miscellaneous	-	0	3	-	0	2	-	9	-	-	-	-
ExpenditureTotals:	95,404	29,152	12,876	59,949	2,122,726	591,521	400,471	198,927	437,970	437,970	437,970	437,970
Monthly Net Cash	(66,503)	(16,280)	46,300	2,062,777	(1,535,207)	(191,050)	(201,935)	(119,025)	(1,667)	(1,667)	(1,667)	(1,667)
Cumulative Net Cash	(46,503)	(62,783)	(16,483)	2,046,294	511,087	320,037	118,102	(923)				
Cash Balance ** (Carryover)	20,000	3,720	50,021	2,112,798	577,591	386,541	184,606	65,581				

**CHINO VALLEY FIRE DISTRICT
REVENUE GRAPH DATA**

	Revenue	Budget	%
Real Estate Taxes	\$ 71,785	\$ 4,833,636	89.84
UPP Taxes	\$ 2,328	\$ -	2.91
FDAT	\$ 5,785	\$ 400,000	7.24
Interest Income	\$ -	\$ -	0.00
Other Income	\$ 4	\$ 2,000	0.01
TOTALS:	\$ 79,902	\$ 5,235,636	100.00

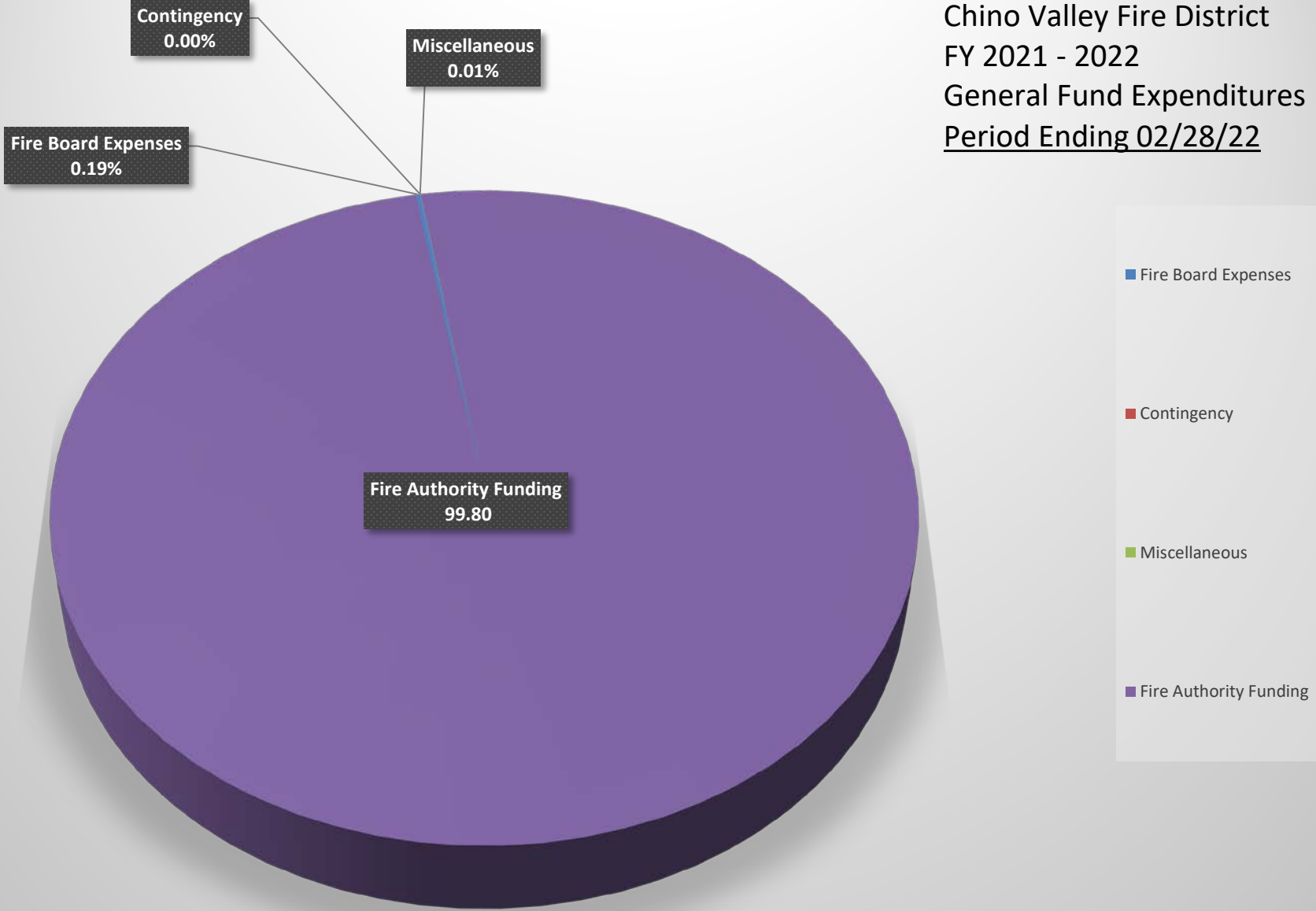
Chino Valley Fire District
FY 2021 - 2022
General Fund Revenue
Period Ending 02/28/22



**CHINO VALLEY FIRE DISTRICT
EXPENSE GRAPH DATA**

Revenue		Budget	%
Fire Board Expenses	\$ 383	\$ 13,500	0.19
Contingency	\$ -	\$ 20,000	-
Miscellaneous	\$ 9	\$ -	0.01
Fire Authority Funding	\$ 198,536	\$ 5,222,136	99.80
TOTALS:	\$ 198,927	\$ 5,255,636	100.00

Chino Valley Fire District
FY 2021 - 2022
General Fund Expenditures
Period Ending 02/28/22



CHINO VALLEY FIRE DISTRICT
GENERAL FUND - FEBRUARY 2022

Real Estate Taxes:	\$	71,785.03
UPP Taxes:	\$	2,327.75
FDAT:	\$	5,784.86
Interest Received:	\$	-
Other: ADOT & Fish/Game In Lieu	\$	4.38
<hr/>		
TOTAL:	\$	79,902.02
<hr/>		

Transferred to CAFMA:	\$	198,535.59
-----------------------	----	------------



Yavapai County Treasurer

Monthly Statement

Date Range: 2/1/2022 to 2/28/2022

Chino Valley Fire Dist GF
Fund: 6065540000



Yavapai County Treasurer

Monthly Statement

Date Range: 2/1/2022 to 2/28/2022

Account	Period	YTD		
6065540000	Chino Valley Fire Dist GF			
Begin Balance:	302,132.84	204,031.21		
Income:	79,902.02	3,490,103.52		
LOC Advance:	.00	.00		
Expense:	(198,927.15)	(3,511,027.02)	LOC:	.00
LOC Payments:	.00	.00	Warrants Outstanding:	.00
Cash Balance:	183,107.71	183,107.71	End:	183,107.71



Yavapai County Treasurer

Monthly Statement

Date Range: 2/1/2022 to 2/28/2022

Monthly Statement Summary

Source Code	Description		MTDAmount	YTDAmount
6065540000	Chino Valley Fire Dist GF	Beginning Balance:	302,132.84	204,031.21
11100.2010	2010 Real Estate Taxes		.00	11.25
11100.2011	2011 Real Estate Taxes		.00	13.50
11100.2012	2012 Real Estate Taxes		.00	16.89
11100.2013	2013 Real Estate Taxes		.00	22.00
11100.2014	2014 Real Estate Taxes		.00	22.00
11100.2015	2015 Real Estate Taxes		.00	22.62
11100.2016	2016 Real Estate Taxes		80.87	91.46
11100.2017	2017 Real Estate Taxes		84.32	94.91
11100.2018	2018 Real Estate Taxes		80.11	90.71
11100.2019	2019 Real Estate Taxes		39.70	62.06
11100.2020	2020 Real Estate Taxes		20,045.56	76,290.61
11100.2021	2021 Real Estate Taxes		51,454.47	3,045,977.64
12100.2005	2005 Personal Property Taxes		.00	4.44
12100.2006	2006 Personal Property Taxes		.00	19.69
12100.2010	2010 Personal Property Taxes		.00	4.74
12100.2011	2011 Personal Property Taxes		.00	5.70
12100.2012	2012 Personal Property Taxes		.00	7.00
12100.2013	2013 Personal Property Taxes		.00	15.41
12100.2014	2014 Personal Property Taxes		.00	5.93
12100.2015	2015 Personal Property Taxes		.00	77.29
12100.2016	2016 Personal Property Taxes		13.07	140.46
12100.2017	2017 Personal Property Taxes		3.76	67.20
12100.2018	2018 Personal Property Taxes		.00	887.73
12100.2019	2019 Personal Property Taxes		49.08	2,705.44
12100.2020	2020 Personal Property Taxes		54.04	9,915.90
12100.2021	2021 Personal Property Taxes		2,207.80	76,645.56
37130.0	ADOT & Fish and Game in-lieu		4.38	4.38
37150.0	FDAT Distributions		5,784.86	276,302.57
38109.0	Interest on Investments St Treas		.00	482.43
38113.0	Interest on Investments-Wells Fargo		.00	96.00
90002.0	Interest Pd on Tax Roll Corrections		(9.06)	(15.02)
91032.0	Warrants Redeemed		(382.50)	(5,698.56)
91702.0	Transfer out		(198,535.59)	(3,505,313.44)
		Ending Balance:	183,107.71	183,107.71

Monthly Statement Detail

Date	Notes	Doc #	Amount	C/D
------	-------	-------	--------	-----



Yavapai County Treasurer

Monthly Statement

Date Range: 2/1/2022 to 2/28/2022

6065540000 Chino Valley Fire Dist GF			Beginning Balance: 302,132.84	
11100.2016 2016 Real Estate Taxes			Source Code Total: 80.87	
02/16	Tax Distribution	0	80.87	C
11100.2017 2017 Real Estate Taxes			Source Code Total: 84.32	
02/16	Tax Distribution	0	84.32	C
11100.2018 2018 Real Estate Taxes			Source Code Total: 80.11	
02/16	Tax Distribution	0	80.11	C
11100.2019 2019 Real Estate Taxes			Source Code Total: 39.70	
02/04	Tax Distribution	0	2.44	C
02/09	Tax Distribution	0	(49.31)	C
02/16	Tax Distribution	0	86.57	C
11100.2020 2020 Real Estate Taxes			Source Code Total: 20,045.56	
02/02	Tax Distribution	0	632.20	C
02/03	Tax Distribution	0	981.28	C
02/03	Tax Distribution	0	1,695.63	C
02/04	Tax Distribution	0	2.44	C
02/07	Tax Distribution	0	2,673.00	C
02/07	Tax Distribution	0	216.86	C
02/09	Tax Distribution	0	(41.57)	C
02/16	Tax Distribution	0	13,885.72	C
11100.2021 2021 Real Estate Taxes			Source Code Total: 51,454.47	
02/01	Tax Distribution	0	.03	C
02/01	Tax Distribution	0	267.57	C
02/01	Tax Distribution	0	249.34	C
02/02	Tax Distribution	0	1,872.57	C
02/02	Tax Distribution	0	332.77	C
02/02	Tax Distribution	0	624.93	C
02/02	Tax Distribution	0	1,212.94	C
02/03	Tax Distribution	0	1,168.73	C
02/03	Tax Distribution	0	2,108.32	C
02/04	Tax Distribution	0	2,250.13	C
02/07	Tax Distribution	0	1,888.06	C
02/07	Tax Distribution	0	4,632.66	C
02/07	Tax Distribution	0	125.18	C
02/08	Tax Distribution	0	129.60	C
02/08	Tax Distribution	0	432.33	C
02/09	Tax Distribution	0	105.23	C
02/09	Tax Distribution	0	535.93	C
02/09	Tax Distribution	0	(43.64)	C
02/09	Tax Distribution	0	164.51	C
02/09	Tax Distribution	0	441.89	C
02/10	Tax Distribution	0	1,977.67	C
02/11	Tax Distribution	0	2,876.57	C



Yavapai County Treasurer

Monthly Statement

Date Range: 2/1/2022 to 2/28/2022

02/14	Tax Distribution	0	153.67	C
02/14	Tax Distribution	0	2,740.21	C
02/15	Tax Distribution	0	118.24	C
02/15	Tax Distribution	0	1,220.50	C
02/16	Tax Distribution	0	328.74	C
02/16	Tax Distribution	0	558.78	C
02/16	Tax Distribution	0	2,428.64	C
02/17	Tax Distribution	0	1,550.94	C
02/17	Tax Distribution	0	453.64	C
02/18	Tax Distribution	0	3,126.59	C
02/18	Tax Distribution	0	1,109.02	C
02/22	Tax Distribution	0	1,354.84	C
02/22	Tax Distribution	0	1,098.71	C
02/22	Tax Distribution	0	446.39	C
02/22	Tax Distribution	0	130.97	C
02/23	Tax Distribution	0	186.58	C
02/24	Tax Distribution	0	3,940.61	C
02/24	Tax Distribution	0	2,319.27	C
02/24	Tax Distribution	0	1,256.36	C
02/25	Tax Distribution	0	116.98	C
02/28	Tax Distribution	0	3,078.50	C
02/28	Tax Distribution	0	382.97	C
12100.2016 2016 Personal Property Taxes			Source Code Total: 13.07	
02/28	Tax Distribution	0	13.07	C
12100.2017 2017 Personal Property Taxes			Source Code Total: 3.76	
02/28	Tax Distribution	0	3.76	C
12100.2019 2019 Personal Property Taxes			Source Code Total: 49.08	
02/01	Tax Distribution	0	26.32	C
02/04	Tax Distribution	0	22.76	C
12100.2020 2020 Personal Property Taxes			Source Code Total: 54.04	
02/01	Tax Distribution	0	12.06	C
02/04	Tax Distribution	0	22.74	C
02/18	Tax Distribution	0	19.24	C
12100.2021 2021 Personal Property Taxes			Source Code Total: 2,207.80	
02/01	Tax Distribution	0	39.46	C
02/02	Tax Distribution	0	96.89	C
02/02	Tax Distribution	0	134.92	C
02/02	Tax Distribution	0	1.85	C
02/04	Tax Distribution	0	22.75	C
02/07	Tax Distribution	0	8.88	C
02/07	Tax Distribution	0	83.05	C
02/07	Tax Distribution	0	7.97	C
02/09	Tax Distribution	0	116.94	C



Yavapai County Treasurer

Monthly Statement

Date Range: 2/1/2022 to 2/28/2022

02/15	Tax Distribution	0	20.94	C
02/16	Tax Distribution	0	173.30	C
02/16	Tax Distribution	0	71.62	C
02/17	Tax Distribution	0	200.48	C
02/18	Tax Distribution	0	384.31	C
02/18	Tax Distribution	0	40.20	C
02/22	Tax Distribution	0	1.15	C
02/23	Tax Distribution	0	333.21	C
02/24	Tax Distribution	0	150.12	C
02/24	Tax Distribution	0	143.01	C
02/28	Tax Distribution	0	108.08	C
02/28	Tax Distribution	0	68.67	C
37130.0 ADOT & Fish and Game in-lieu			Source Code Total: 4.38	
02/10	GAME AND FISH/2021 IN-LIEU OF TAX	0	4.38	C
37150.0 FDAT Distributions			Source Code Total: 5,784.86	
02/01	Fire Dist Assistance Tax 0.142976	0	93.67	C
02/02	Fire Dist Assistance Tax 0.142976	0	319.52	C
02/03	Fire Dist Assistance Tax 0.142976	0	112.72	C
02/04	Fire Dist Assistance Tax 0.142976	0	274.65	C
02/07	Fire Dist Assistance Tax 0.142976	0	456.02	C
02/08	Fire Dist Assistance Tax 0.142976	0	93.65	C
02/09	Fire Dist Assistance Tax 0.142976	0	211.31	C
02/10	Fire Dist Assistance Tax 0.142976	0	367.22	C
02/11	Fire Dist Assistance Tax 0.142976	0	147.86	C
02/14	Fire Dist Assistance Tax 0.142976	0	80.54	C
02/15	Fire Dist Assistance Tax 0.142976	0	229.51	C
02/16	Fire Dist Assistance Tax 0.142976	0	1,484.69	C
02/17	Fire Dist Assistance Tax 0.142976	0	130.68	C
02/18	Fire Dist Assistance Tax 0.142976	0	215.71	C
02/22	Fire Dist Assistance Tax 0.142976	0	266.57	C
02/23	Fire Dist Assistance Tax 0.142976	0	122.35	C
02/24	Fire Dist Assistance Tax 0.142976	0	486.80	C
02/25	Fire Dist Assistance Tax 0.142976	0	193.55	C
02/28	Fire Dist Assistance Tax 0.142976	0	497.84	C
90002.0 Interest Pd on Tax Roll Corrections			Source Code Total: (9.06)	
02/10	80652 306-25-001B6 2019 Adjustment/Corr Refund	80652	(6.05)	D
02/10	80652 306-25-001B6 2020 Adjustment/Corr Refund	80652	(2.13)	D
02/10	80652 306-25-001B6 2021 Adjustment/Corr Refund	80652	(.88)	D
91032.0 Warrants Redeemed			Source Code Total: (382.50)	
02/15	Paid Warrants	0	(382.50)	D
91702.0 Transfer out			Source Code Total: (198,535.59)	
02/16	Transfer Request per KButler	0	(198,535.59)	D
6065540000 Chino Valley Fire Dist GF			Ending Balance: 183,107.71	



Yavapai County Treasurer

Monthly Statement

Date Range: 2/1/2022 to 2/28/2022

Warrant Detail

Payee Name	Warrant	Amount	Issue Dt	Status Dt	Voucher
6065540000 Chino Valley Fire Dist GF					Account Total: 382.50
Fund: 0655					Fund Total: 382.50
Status: PAID					Status Total: 382.50
/	0706550036	382.50	02/07/22	02/15/22	
	Count	Amount			
Total PAID:	1	382.50			

Chino Valley Fire District
Bank Reconciliation Summary
For the Bank Statement ending: 2/28/2022

BANK CONTROL ID: GEN - GENERAL FUND		DESC: GENERAL FUND	ACCOUNT NO: 000000000000000
Beginning Balance:	02/01/22		\$302,132.84
Deposits and Credits:			\$79,902.02
Checks and Charges:			(\$198,927.15)
Adjustments:			\$0.00
Ending Balance Per Reconciliation:			\$183,107.71
Ending Balance Per Bank Statement:	02/28/22		\$183,107.71
* Outstanding Deposits and Credits:	02/28/22		\$0.00
* Outstanding Checks and Charges:	02/28/22		\$0.00
Ending Book Balance:		02/28/22	\$183,107.71

* Outstanding amounts are all outstanding credits and charges dated prior or equal to the Reconciliation date.

Chino Valley Fire District
BR Checks and Charges Cleared
For the Bank Statement ending: 2/28/22

GEN		General Fund		General Fund		0000000000000000
Date	Document	Description	Module	Company	Amount	
02/07/22	706550036	Law Off. of Nicolas Cornelius	AP	CHINOV	\$382.50	
02/28/22	Cash With Yav Cty	Fire Authority Funding-Februar	GL	CHINOV	\$198,535.59	
02/28/22	Cash With Yav Cty	GF Tax Roll Corrections Februa	GL	CHINOV	\$9.06	
TOTAL CHECKS AND CHARGES CLEARED:					\$198,927.15	

Chino Valley Fire District
BR Checks and Charges Outstanding
For the Bank Statement ending:

<u>Date</u>	<u>Document</u>	<u>Description</u>	<u>Module</u>	<u>Company</u>	<u>Amount</u>
-------------	-----------------	--------------------	---------------	----------------	---------------

TOTAL CHECKS AND CHARGES OUTSTANDING:

Chino Valley Fire District
BR Deposits and Credits Cleared
For the Bank Statement ending: 2/28/22

GEN		General Fund			0000000000000000
Date	Document	Description	Module	Company	Amount
02/28/22	Cash With Yav Cty	GF Tax Revenue February 2022	GL	CHINOV	\$79,897.64
02/28/22	Cash With Yav Cty	GF ADOT/Game & Fish Revenue	GL	CHINOV	\$4.38
TOTAL DEPOSITS AND CREDITS CLEARED:					\$79,902.02

Chino Valley Fire District
BR Deposits and Credits Outstanding
For the Bank Statement ending:

Date	Document	Description	Module	Company	Amount
------	----------	-------------	--------	---------	--------

TOTAL DEPOSITS AND CREDITS OUTSTANDING:

Document Number	Date	BR Status	Void?	Description	Date Cleared	Amount
-----------------	------	-----------	-------	-------------	--------------	--------

MODULE: CHECKS FROM ACCOUNTS PAYABLE

BANK CONTROL ID: GEN - GENERAL FUND						
706550036	02/07/22	Marked	No	Law Off. of Nicolas Cornelius	03/09/22	\$382.50
SUB TOTAL FOR BANK:						\$382.50
TOTAL FOR MODULE:						\$382.50

MODULE: JOURNAL ENTRIES FROM GENERAL LEDGER

BANK CONTROL ID: GEN - GENERAL FUND						
Cash With Yav Cty	02/28/22	Marked	No	Fire Authority Funding-Februar	03/09/22	\$198,535.59
Cash With Yav Cty	02/28/22	Marked	No	GF Tax Revenue February 2022	03/09/22	\$79,897.64
Cash With Yav Cty	02/28/22	Marked	No	GF Tax Roll Corrections Februa	03/09/22	\$9.06
Cash With Yav Cty	02/28/22	Marked	No	GF ADOT/Game & Fish Revenue	03/09/22	\$4.38
SUB TOTAL FOR BANK:						\$278,446.67
TOTAL FOR MODULE:						\$278,446.67

Chino Valley Fire District
BR Adjustments Report
For the Bank Statement ending:

Date	Document	Description	GL Account	Offset Amt	Adj. Amt
------	----------	-------------	------------	------------	----------

DOCUMENT:

ADJUSTMENT DOCUMENT " TOTAL:

TOTAL FOR ALL ADJUSTMENTS:

3/9/22
4:08:14 PM

Chino Valley Fire District
Income Statement
(Original Budget to Actual Comparison)
For the period of 2/1/2022 Through 2/28/2022

Fund: (10) General Fund

	Account	Actual	Current Period Budget	Variance	%	Actual	Year To Date Budget	Variance	%
<u>Revenues</u>									
Real Estate Tax	10400000000	\$71,785.03	\$0.00	\$71,785.03	0.0%	\$3,122,715.65	\$4,833,636.00	\$(1,710,920.35)	(35.4)%
Personal Property Tax	10410000000	2,327.75	0.00	2,327.75	0.0	90,502.49	0.00	90,502.49	0.0
Fire District Assistance Tax	10420000000	5,784.86	0.00	5,784.86	0.0	276,302.57	400,000.00	(123,697.43)	(30.9)
Interest Income-General Fund	10490000000	0.00	0.00	0.00	0.0	578.43	0.00	578.43	0.0
Rebates/Refunds	10500000000	0.00	0.00	0.00	0.0	0.00	2,000.00	(2,000.00)	(100.0)
Misc. Revenues	10510000000	4.38	0.00	4.38	0.0	4.38	0.00	4.38	0.0
Net Revenues		\$79,902.02	\$0.00	\$79,902.02	0.0 %	\$3,490,103.52	\$5,235,636.00	\$(1,745,532.48)	(33.3)%
<u>Program Expenses</u>									
Fire Authority Funding	10670010000	\$198,535.59	\$0.00	\$(198,535.59)	0.0%	\$3,505,313.44	\$5,222,136.00	\$1,716,822.56	32.9%
Total Program Expenses		\$198,535.59	\$0.00	\$(198,535.59)	0.0 %	\$3,505,313.44	\$5,222,136.00	\$1,716,822.56	32.9 %
<u>Fund Raising Expenses</u>									
Audit & Accounting	10640010000	\$0.00	\$0.00	\$0.00	0.0%	\$4,000.00	\$7,500.00	\$3,500.00	46.7%
Legal Services - Routine	10641010000	382.50	0.00	(382.50)	0.0	1,147.50	5,000.00	3,852.50	77.1
Fire Board Expenses	10644110000	0.00	0.00	0.00	0.0	551.06	1,000.00	448.94	44.9
Misc/Admin	10661010000	9.06	0.00	(9.06)	0.0	15.02	0.00	(15.02)	0.0
Contingency Expense - Current	10780130000	0.00	0.00	0.00	0.0	0.00	20,000.00	20,000.00	100.0
Total Fund Raising Expenses		\$391.56	\$0.00	\$(391.56)	0.0 %	\$5,713.58	\$33,500.00	\$27,786.42	82.9 %
Total Expenses		\$198,927.15		\$(198,927.15)		\$3,511,027.02	\$5,255,636.00	\$1,744,608.98	33.2%
Net Income (Loss)		\$(119,025.13)	\$0.00	\$(119,025.13)	0.0%	\$(20,923.50)	\$(20,000.00)	\$(923.50)	(4.6)%

3/9/22
4:08:25 PM

Chino Valley Fire District

Balance Sheet

As of 2/28/2022

Fund: (10) General Fund

Assets

Current Assets

Cash with Yavapai County	\$183,107.71	
Taxes Receivable	134,851.50	
Total Current Assets		\$317,959.21
Total Assets		\$317,959.21

Liabilities and Net Assets

Current Liabilities

Accounts Payable	\$270.00	
Deferred Compensation (Prop Tax)	96,636.35	
Total Current Liabilities		\$96,906.35
Total Liabilities		\$96,906.35

Net Assets

Fund Balance	\$241,976.93	
Current Year Net Assets	(20,923.50)	
Total Net Assets		221,053.43
Total Liabilities and Net Assets		\$317,959.78

Chino Valley Fire District
GL Account Ledger - Detail By Period
2/1/2022 through 2/28/2022

Batch	Journal	Entry #	Date	Job	Document	Description	Debits	Credits	Balance
10.1100.0.0.000			CASH WITH YAVAPAI COUNTY						\$302,132.84
2231	CD	143912	02/07/22		706550036	Law Off. of Nicolas Cornelius - Cash Disbursement CORNIC	-	382.50	301,750.34
2234	GJ	143922	02/28/22		Cash With Yav Cty	Fire Authority Funding-February 2021	-	198,535.59	103,214.75
2235	GJ	143923	02/28/22		Cash With Yav Cty	GF Tax Revenue February 2022	79,897.64	-	183,112.39
2236	GJ	143928	02/28/22		Cash With Yav Cty	GF Tax Roll Corrections February 2022	-	9.06	183,103.33
2237	GJ	143929	02/28/22		Cash With Yav Cty	GF ADOT/Game & Fish Revenue	4.38	-	183,107.71
CASH WITH YAVAPAI COUNTY TOTALS:							\$79,902.02	\$198,927.15	\$183,107.71
TOTAL OF LEDGER:							\$79,902.02	\$198,927.15	\$183,107.71

Chino Valley Fire District
GL Trial Balance Worksheet
For The Period of 2/1/2022 through 2/28/2022

Account	Description	Balances				Adjustments
		Beginning	Debits	Credits	Ending	
10.1100.0.0.000	Cash with Yavapai County	\$302,132.84	\$79,902.02	\$198,927.15	\$183,107.71	
TOTALS:		<u>\$302,132.84</u>	<u>\$79,902.02</u>	<u>\$198,927.15</u>	<u>\$183,107.71</u>	

* Inactive accounts are marked and appear in grey.

CHINO VALLEY FIRE DISTRICT
BOND DEBT SERVICE ACCOUNT: 6-65640-7000
BANK RECONCILIATION FEBRUARY 2022

Reconciliation:

Beginning Balance (CVFD):	\$	295,571.69
Deposits:	\$	6,574.10
Principal Payments:	\$	-
Interest Income:	\$	-
Interest Payments:	\$	-
Interest Paid on Tax Roll Corrections:	\$	(0.87)
Ending Balance:	\$	302,144.92

Difference Between Balances: \$ -

Bank Statement Balance:

Balance Per Bank:	\$	302,144.92
Outstanding Adjustments:	\$	-

Ending Balance: \$ 302,144.92

Deposits Per Bank Statement:

Fire District Deposits:	\$	-
Real Estate Taxes:	\$	6,368.94
Personal Property Taxes:	\$	205.16
Interest Revenue:	\$	-
Other:		
Ending Balance:	\$	6,574.10

Reconciliation Approved By:

Scott Freitag

Digitally signed by Scott Freitag
Date: 2022.03.17 15:39:21
-07'00'

Scott Freitag, Fire Chief

Reconciliation Reviewed By:

David Tharp

Digitally signed by David Tharp
Date: 2022.03.16 21:54:29
-07'00'

David Tharp, Assistant Chief of Administration

Reconciliation Prepared By:

Karen Mauldin

Digitally signed by Karen Mauldin
Date: 2022.03.09 17:22:53 -07'00'

Karen Mauldin, Finance Manager

CHINO VALLEY FIRE DISTRICT
BOND DEBT FUND - FEBRUARY 2022

Real Estate Taxes:	\$	6,368.94
UPP Taxes:	\$	205.16
Interest Received:	\$	-
Other:	\$	-

TOTAL:	\$	6,574.10
--------	----	----------



Yavapai County Treasurer

Monthly Statement

Date Range: 2/1/2022 to 2/28/2022

Chino Valley Fire Dist BDS
Fund: 6065640700



Yavapai County Treasurer

Monthly Statement

Date Range: 2/1/2022 to 2/28/2022

Account	Period	YTD		
6065640700	Chino Valley Fire Dist BDS			
Begin Balance:	295,571.69	66,685.44		
Income:	6,574.10	282,167.13		
LOC Advance:	.00	.00		
Expense:	(.87)	(46,707.65)	LOC:	.00
LOC Payments:	.00	.00	Warrants Outstanding:	.00
Cash Balance:	302,144.92	302,144.92	End:	302,144.92

Monthly Statement Summary

Source Code	Description		MTDAmount	YTDAmount
6065640700	Chino Valley Fire Dist BDS	Beginning Balance:	295,571.69	66,685.44
11100.2010	2010 Real Estate Taxes		.00	1.21
11100.2011	2011 Real Estate Taxes		.00	1.62
11100.2012	2012 Real Estate Taxes		.00	1.61
11100.2013	2013 Real Estate Taxes		.00	2.92
11100.2014	2014 Real Estate Taxes		.00	2.94
11100.2015	2015 Real Estate Taxes		.00	2.86
11100.2016	2016 Real Estate Taxes		9.49	10.74
11100.2017	2017 Real Estate Taxes		9.56	10.75
11100.2018	2018 Real Estate Taxes		8.59	9.73
11100.2019	2019 Real Estate Taxes		3.94	6.16
11100.2020	2020 Real Estate Taxes		1,830.11	6,964.64
11100.2021	2021 Real Estate Taxes		4,507.25	266,816.33
12100.2010	2010 Personal Property Taxes		.00	.51
12100.2011	2011 Personal Property Taxes		.00	.68
12100.2012	2012 Personal Property Taxes		.00	.66
12100.2013	2013 Personal Property Taxes		.00	2.05
12100.2014	2014 Personal Property Taxes		.00	.79
12100.2015	2015 Personal Property Taxes		.00	9.77
12100.2016	2016 Personal Property Taxes		1.53	16.50
12100.2017	2017 Personal Property Taxes		.43	7.62
12100.2018	2018 Personal Property Taxes		.00	95.21
12100.2019	2019 Personal Property Taxes		4.88	269.08
12100.2020	2020 Personal Property Taxes		4.94	905.23
12100.2021	2021 Personal Property Taxes		193.38	6,713.77
38109.0	Interest on Investments St Treas		.00	239.19
38113.0	Interest on Investments-Wells Fargo		.00	74.56
90002.0	Interest Pd on Tax Roll Corrections		(.87)	(1.40)
92190.0	Bond Interest Payment		.00	(46,706.25)
		Ending Balance:	302,144.92	302,144.92



Yavapai County Treasurer

Monthly Statement

Date Range: 2/1/2022 to 2/28/2022

Monthly Statement Detail				
Date	Notes	Doc #	Amount	C/D
6065640700 Chino Valley Fire Dist BDS			Beginning Balance: 295,571.69	
11100.2016 2016 Real Estate Taxes			Source Code Total: 9.49	
02/16	Tax Distribution	0	9.49	C
11100.2017 2017 Real Estate Taxes			Source Code Total: 9.56	
02/16	Tax Distribution	0	9.56	C
11100.2018 2018 Real Estate Taxes			Source Code Total: 8.59	
02/16	Tax Distribution	0	8.59	C
11100.2019 2019 Real Estate Taxes			Source Code Total: 3.94	
02/04	Tax Distribution	0	.24	C
02/09	Tax Distribution	0	(4.91)	C
02/16	Tax Distribution	0	8.61	C
11100.2020 2020 Real Estate Taxes			Source Code Total: 1,830.11	
02/02	Tax Distribution	0	57.72	C
02/03	Tax Distribution	0	89.58	C
02/03	Tax Distribution	0	154.79	C
02/04	Tax Distribution	0	.22	C
02/07	Tax Distribution	0	244.02	C
02/07	Tax Distribution	0	19.80	C
02/09	Tax Distribution	0	(3.79)	C
02/16	Tax Distribution	0	1,267.77	C
11100.2021 2021 Real Estate Taxes			Source Code Total: 4,507.25	
02/01	Tax Distribution	0	23.44	C
02/01	Tax Distribution	0	21.86	C
02/02	Tax Distribution	0	164.05	C
02/02	Tax Distribution	0	29.15	C
02/02	Tax Distribution	0	54.75	C
02/02	Tax Distribution	0	106.24	C
02/03	Tax Distribution	0	102.41	C
02/03	Tax Distribution	0	184.68	C
02/04	Tax Distribution	0	197.11	C
02/07	Tax Distribution	0	165.39	C
02/07	Tax Distribution	0	405.80	C
02/07	Tax Distribution	0	10.97	C
02/08	Tax Distribution	0	11.36	C
02/08	Tax Distribution	0	37.88	C
02/09	Tax Distribution	0	9.22	C
02/09	Tax Distribution	0	46.94	C
02/09	Tax Distribution	0	(3.82)	C
02/09	Tax Distribution	0	14.41	C
02/09	Tax Distribution	0	38.71	C



Yavapai County Treasurer

Monthly Statement

Date Range: 2/1/2022 to 2/28/2022

02/10	Tax Distribution	0	173.23	C
02/11	Tax Distribution	0	251.98	C
02/14	Tax Distribution	0	13.46	C
02/14	Tax Distribution	0	240.03	C
02/15	Tax Distribution	0	10.36	C
02/15	Tax Distribution	0	106.91	C
02/16	Tax Distribution	0	28.80	C
02/16	Tax Distribution	0	48.95	C
02/16	Tax Distribution	0	212.63	C
02/17	Tax Distribution	0	135.86	C
02/17	Tax Distribution	0	39.73	C
02/18	Tax Distribution	0	273.89	C
02/18	Tax Distribution	0	97.15	C
02/22	Tax Distribution	0	118.68	C
02/22	Tax Distribution	0	96.24	C
02/22	Tax Distribution	0	39.10	C
02/22	Tax Distribution	0	11.48	C
02/23	Tax Distribution	0	16.34	C
02/24	Tax Distribution	0	345.19	C
02/24	Tax Distribution	0	203.17	C
02/24	Tax Distribution	0	110.06	C
02/25	Tax Distribution	0	10.25	C
02/28	Tax Distribution	0	269.66	C
02/28	Tax Distribution	0	33.55	C
12100.2016 2016 Personal Property Taxes			Source Code Total: 1.53	
02/28	Tax Distribution	0	1.53	C
12100.2017 2017 Personal Property Taxes			Source Code Total: .43	
02/28	Tax Distribution	0	.43	C
12100.2019 2019 Personal Property Taxes			Source Code Total: 4.88	
02/01	Tax Distribution	0	2.62	C
02/04	Tax Distribution	0	2.26	C
12100.2020 2020 Personal Property Taxes			Source Code Total: 4.94	
02/01	Tax Distribution	0	1.10	C
02/04	Tax Distribution	0	2.08	C
02/18	Tax Distribution	0	1.76	C
12100.2021 2021 Personal Property Taxes			Source Code Total: 193.38	
02/01	Tax Distribution	0	3.46	C
02/02	Tax Distribution	0	8.49	C
02/02	Tax Distribution	0	11.82	C
02/02	Tax Distribution	0	.16	C
02/04	Tax Distribution	0	1.99	C
02/07	Tax Distribution	0	.78	C
02/07	Tax Distribution	0	7.27	C



Yavapai County Treasurer

Monthly Statement

Date Range: 2/1/2022 to 2/28/2022

02/07	Tax Distribution	0	.70	C
02/09	Tax Distribution	0	10.24	C
02/15	Tax Distribution	0	1.83	C
02/16	Tax Distribution	0	15.18	C
02/16	Tax Distribution	0	6.27	C
02/17	Tax Distribution	0	17.56	C
02/18	Tax Distribution	0	33.67	C
02/18	Tax Distribution	0	3.52	C
02/22	Tax Distribution	0	.10	C
02/23	Tax Distribution	0	29.19	C
02/24	Tax Distribution	0	13.14	C
02/24	Tax Distribution	0	12.53	C
02/28	Tax Distribution	0	9.47	C
02/28	Tax Distribution	0	6.01	C
90002.0 Interest Pd on Tax Roll Corrections			Source Code Total: (.87)	
02/10	80652 306-25-001B6 2019 Adjustment/Corr Refund	80652	(.60)	D
02/10	80652 306-25-001B6 2020 Adjustment/Corr Refund	80652	(.19)	D
02/10	80652 306-25-001B6 2021 Adjustment/Corr Refund	80652	(.08)	D
6065640700 Chino Valley Fire Dist BDS			Ending Balance: 302,144.92	

Chino Valley Fire District
Bank Reconciliation Summary
For the Bank Statement ending: 2/28/2022

BANK CONTROL ID: BDS - YAVAPAI COUNTY TREASURER		DESC: BOND DEBT SERVICE	ACCOUNT NO: 6-65640-7000
Beginning Balance:	02/01/22		\$295,571.69
Deposits and Credits:			\$6,574.10
Checks and Charges:			(\$0.87)
Adjustments:			\$0.00
Ending Balance Per Reconciliation:			<u>\$302,144.92</u>
Ending Balance Per Bank Statement:	02/28/22		\$302,144.92
* Outstanding Deposits and Credits:	02/28/22		\$0.00
* Outstanding Checks and Charges:	02/28/22		\$0.00
Ending Book Balance:			<u>\$302,144.92</u>

* Outstanding amounts are all outstanding credits and charges dated prior or equal to the Reconciliation date.

Chino Valley Fire District
BR Checks and Charges Cleared
For the Bank Statement ending: 2/28/22

BDS		Yavapai County Treasurer		Bond Debt Service		6-65640-7000	
Date	Document	Description	Module	Company	Amount		
02/28/22	Cash With Yav Cty	BDS Tax Roll Corrections Febru	GL	CHINOV	\$0.87		
TOTAL CHECKS AND CHARGES CLEARED:					\$0.87		

Chino Valley Fire District
BR Checks and Charges Outstanding
For the Bank Statement ending:

<u>Date</u>	<u>Document</u>	<u>Description</u>	<u>Module</u>	<u>Company</u>	<u>Amount</u>
-------------	-----------------	--------------------	---------------	----------------	---------------

TOTAL CHECKS AND CHARGES OUTSTANDING:

Chino Valley Fire District
BR Deposits and Credits Cleared
For the Bank Statement ending: 2/28/22

BDS	Yavapai County Treasurer	Bond Debt Service	6-65640-7000
-----	--------------------------	-------------------	--------------

Date	Document	Description	Module	Company	Amount
02/28/22	Cash With Yav Cty	BDS Tax Revenue February 2022	GL	CHINOV	\$6,574.10
TOTAL DEPOSITS AND CREDITS CLEARED:					\$6,574.10

Chino Valley Fire District
BR Deposits and Credits Outstanding
For the Bank Statement ending:

Date	Document	Description	Module	Company	Amount
------	----------	-------------	--------	---------	--------

TOTAL DEPOSITS AND CREDITS OUTSTANDING:

Document Number	Date	BR Status	Void?	Description	Date Cleared	Amount
MODULE: JOURNAL ENTRIES FROM GENERAL LEDGER						
BANK CONTROL ID: BDS - YAVAPAI COUNTY TREASURER						
Cash With Yav Cty	02/28/22	Marked	No	BDS Tax Revenue February 2022	03/09/22	\$6,574.10
Cash With Yav Cty	02/28/22	Marked	No	BDS Tax Roll Corrections Febru	03/09/22	\$0.87
SUB TOTAL FOR BANK:						\$6,574.97
TOTAL FOR MODULE:						\$6,574.97

Chino Valley Fire District
BR Adjustments Report
For the Bank Statement ending:

Date	Document	Description	GL Account	Offset Amt	Adj. Amt
------	----------	-------------	------------	------------	----------

DOCUMENT:

ADJUSTMENT DOCUMENT " TOTAL:

TOTAL FOR ALL ADJUSTMENTS:

3/9/22

5:10:26 PM

Chino Valley Fire District
Income Statement
 (Original Budget to Actual Comparison)
 For the period of 2/1/2022 Through 2/28/2022

Fund: (40) Bond Service Fund

	Account	Actual	Current Period Budget	Variance	%	Actual	Year To Date Budget	Variance	%
<u>Revenues</u>									
Real Estate Tax	40420000002	\$6,368.94	\$0.00	\$6,368.94	0.0%	\$273,831.51	\$0.00	\$273,831.51	0.0%
Personal Tax Revenue	40420500000	205.16	0.00	205.16	0.0	8,021.87	0.00	8,021.87	0.0
Net Revenues		\$6,574.10	\$0.00	\$6,574.10	0.0 %	\$281,853.38	\$0.00	\$281,853.38	0.0 %
Income (Loss) from Operations		\$6,574.10	\$0.00	\$6,574.10	0.0%	\$281,853.38	\$0.00	\$281,853.38	0.0%
<u>Other Income (Expense)</u>									
Bond Debt Service Interest Revenue	40430000000	\$0.00	\$0.00	\$0.00	0.0%	\$313.75	\$0.00	\$313.75	0.0%
Bond Debt Service Interest Expense	40610000000	(0.87)	0.00	(0.87)	0.0	(46,707.65)	0.00	(46,707.65)	0.0
Total Other Income (Expense)		\$(0.87)	\$0.00	\$(0.87)	0.0 %	\$(46,393.90)	\$0.00	\$(46,393.90)	0.0 %
Net Income (Loss)		\$6,573.23	\$0.00	\$6,573.23	0.0%	\$235,459.48	\$0.00	\$235,459.48	0.0%

3/9/22
5:10:29 PM

Chino Valley Fire District

Balance Sheet

As of 2/28/2022

Fund: (40) Bond Service Fund

Account: (1105) Not Defined

Assets

Current Assets

Bond Debt Service	\$302,144.92	
Total Current Assets		\$302,144.92
Total Assets		\$302,144.92
Total Liabilities and Net Assets		\$0.00

Chino Valley Fire District
GL Account Ledger - Detail By Period
2/1/2022 through 2/28/2022

Batch	Journal	Entry #	Date	Job	Document	Description	Debits	Credits	Balance
40.1105.0.0.000						BOND DEBT SERVICE			\$295,571.69
2238	GJ	143931	02/28/22		Cash With Yav Cty	BDS Tax Revenue February 2022	6,574.10	-	302,145.79
2239	GJ	143935	02/28/22		Cash With Yav Cty	BDS Tax Roll Corrections February 2022	-	0.87	302,144.92
BOND DEBT SERVICE TOTALS:							<u>\$6,574.10</u>	<u>\$0.87</u>	<u>\$302,144.92</u>
TOTAL OF LEDGER:							<u>\$6,574.10</u>	<u>\$0.87</u>	<u>\$302,144.92</u>

Chino Valley Fire District
GL Trial Balance Worksheet
For The Period of 2/1/2022 through 2/28/2022

Account	Description	Balances				Adjustments
		Beginning	Debits	Credits	Ending	
40.1105.0.0.000	Bond Debt Service	\$295,571.69	\$6,574.10	\$0.87	\$302,144.92	
TOTALS:		<u>\$295,571.69</u>	<u>\$6,574.10</u>	<u>\$0.87</u>	<u>\$302,144.92</u>	

* Inactive accounts are marked and appear in grey.

Recorded at the request of:
CHINO VALLEY FIRE DISTRICT

When recorded, mail to:
Chino Valley Fire District
8603 E. Eastridge Drive
Prescott Valley, AZ 86314

CAPTION OF DOCUMENT: RESOLUTION NO. 2022-01

ANNEXATION -
MANN PROPERTY
PARCEL 304-01-203A

CHINO VALLEY FIRE DISTRICT

Resolution No. 2022-01

Annexation – Mann - Parcel 304-01-203A – 140 W Anasazi Trail, Paulden, Yavapai County

A FORMAL RESOLUTION OF THE ELECTED BOARD OF THE CHINO VALLEY FIRE DISTRICT ORDERING A CHANGE OF THE FIRE DISTRICT BOUNDARIES TO INCLUDE THAT PROPERTY DESCRIBED IN EXHIBIT “A” AS ATTACHED HERETO;

WHEREAS, Chino Valley Fire District Governing Board has been presented with a valid request for annexation of the area of the property described in Exhibit “A” as attached hereto, requesting that said property be annexed into the jurisdictional boundaries of the District; and

WHEREAS, the subject property is located within Yavapai County and is contiguous to the boundaries of Chino Valley Fire District as shown on the map attached hereto as Exhibit “B”; and

WHEREAS, all other pertinent requirements of A.R.S. § 48-262 have been addressed and met according to law; and

WHEREAS, the Chino Valley Fire District Board has determined that the inclusion of the subject property within the boundaries of the Chino Valley Fire District will benefit the Chino Valley Fire District and the property owner.

NOW THEREFORE, BE IT RESOLVED that the Fire District Board of Directors does hereby find that the proposed annexation satisfies the requirements of A.R.S. § 48-262(I), and does hereby order the change to its boundaries to include the area described above, as more specifically set forth in the attached legal description Exhibit "A" and map Exhibit "B".

APPROVED AND ADOPTED this 28 day of March, 2022.

Fire Board Chairperson
Chino Valley Fire District

Fire Board Clerk
Chino Valley Fire District

EXHIBIT A

All that portion of the Northeast quarter of Section 33, Township 18 North, Range 2 West of the Gila and Salt River Base and Meridian, Yavapai County, Arizona, described as follows:

BEGINNING at the Northeast corner of said Section 33 marked with a one-half inch rebar from which the North quarter corner bears North 89 degrees 56 minutes 13 seconds West 2631.47 feet (basis of bearing);

thence North 89 degrees 56 minutes 13 seconds West 565.00 feet along the North line of Section 33 to THE TRUE POINT OF BEGINNING;

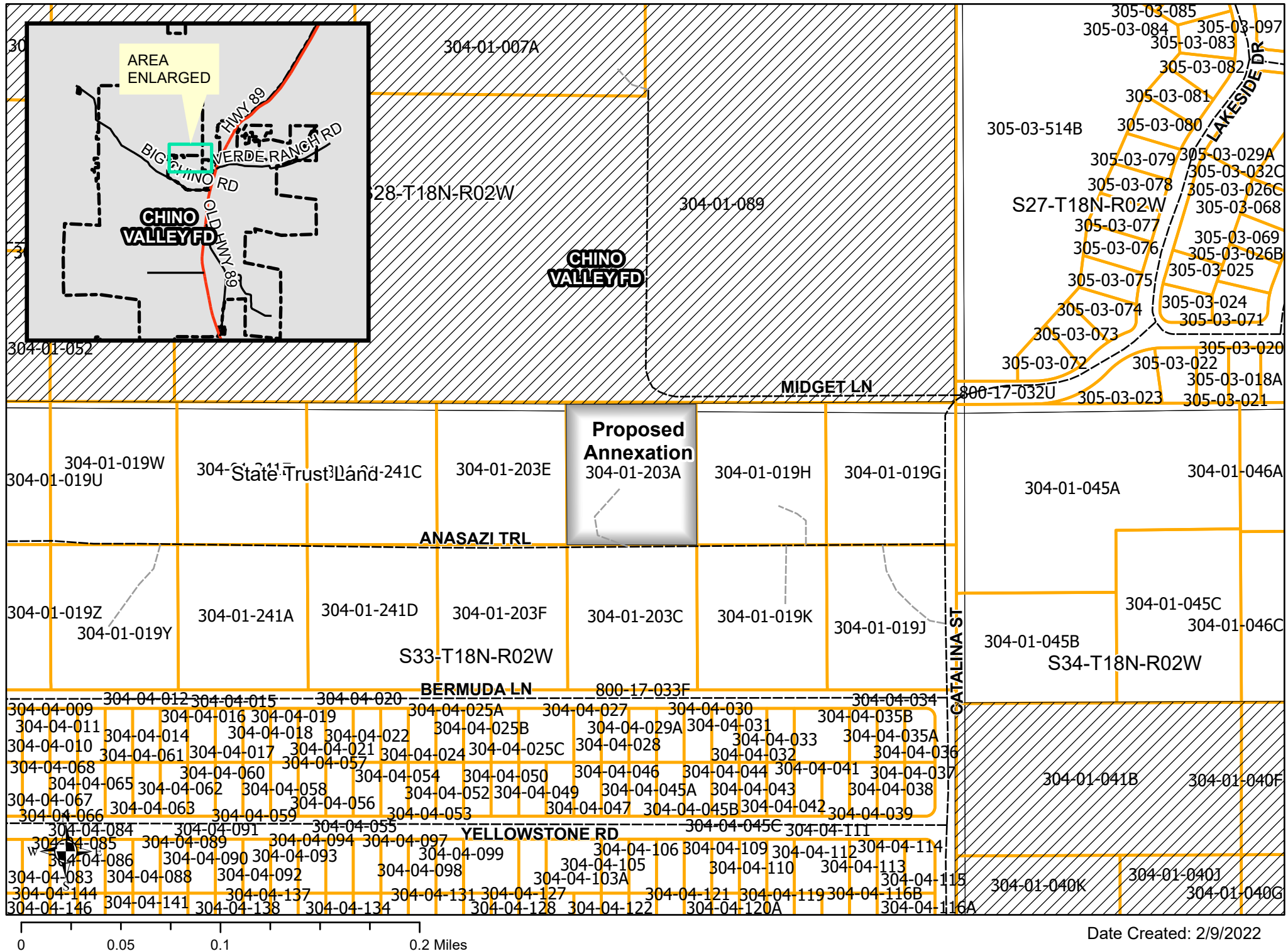
thence South 00 degrees 00 minutes 30 seconds West 308.63 feet to a point;

thence North 89 degrees 58 minutes 45 seconds West 282.40 feet to a point;

thence North 00 degrees 00 minutes 30 seconds East 308.84 feet to a point;

thence South 89 degrees 56 minutes 13 seconds East 282.40 feet to the TRUE POINT OF BEGINNING.

EXHIBIT B





Chino Valley Fire District Single Parcel Annexation Request Form

Please return completed form along with the legal description to begin the process. A 'clean' legal description is necessary to annex, meaning re-typed and void of a title, headers, footers, page numbers, watermarks, handwriting, or other excess information. Refer to included checklist for further guidance.

Please mail this form and the legal description to:

Chino Valley Fire District
Governing Board
8603 E. Eastridge Drive
Prescott Valley, Arizona 86314

Date: 2/8/2022

Dear Board Chairman,

As per A.R.S. § 48-262(H), I would like to request my property be annexed into the boundaries of the Chino Valley Fire District.

My property is adjacent to your current boundaries and is more specifically described as:

Parcel #: 304-01-203A Section/Township/Range: 33 18N 2W
Physical Address: 140 W. ANASAZI TRAIL, PAULDEN, AZ 86334

Owner's Name: KURT & RONDA MANN

Mailing Address: 140 W. ANASAZI TR.
PAULDEN, AZ 86334

Number of people living in this home: 2

I appreciate your consideration on this matter and look forward to hearing from you.

Signature of Owner: Kurt Mann

Signature of Co-Owner: Ronda Mann

Recorded at the request of:
CHINO VALLEY FIRE DISTRICT

When recorded, mail to:
Chino Valley Fire District
8603 E. Eastridge Drive
Prescott Valley, AZ 86314

CAPTION OF DOCUMENT: RESOLUTION NO. 2022-02

ANNEXATION -
LEWIS PROPERTY
PARCEL 305-01-008J

CHINO VALLEY FIRE DISTRICT

Resolution No. 2022-02

Annexation – Lewis - Parcel 305-01-008J – 25500 N. Monarch Ranch Rd., Paulden, Yavapai

A FORMAL RESOLUTION OF THE ELECTED BOARD OF THE CHINO VALLEY FIRE DISTRICT ORDERING A CHANGE OF THE FIRE DISTRICT BOUNDARIES TO INCLUDE THAT PROPERTY DESCRIBED IN EXHIBIT “A” AS ATTACHED HERETO;

WHEREAS, Chino Valley Fire District Governing Board has been presented with a valid request for annexation of the area of the property described in Exhibit “A” as attached hereto, requesting that said property be annexed into the jurisdictional boundaries of the District; and

WHEREAS, the subject property is located within Yavapai County and is contiguous to the boundaries of Chino Valley Fire District as shown on the map attached hereto as Exhibit “B”; and

WHEREAS, all other pertinent requirements of A.R.S. § 48-262 have been addressed and met according to law; and

WHEREAS, the Chino Valley Fire District Board has determined that the inclusion of the subject property within the boundaries of the Chino Valley Fire District will benefit the Chino Valley Fire District and the property owner.

NOW THEREFORE, BE IT RESOLVED that the Fire District Board of Directors does hereby find that the proposed annexation satisfies the requirements of A.R.S. § 48-262(I), and does hereby order the change to its boundaries to include the area described above, as more specifically set forth in the attached legal description Exhibit "A" and map Exhibit "B".

APPROVED AND ADOPTED this 28 day of March, 2022.

Fire Board Chairperson
Chino Valley Fire District

Fire Board Clerk
Chino Valley Fire District

EXHIBIT A

PARCEL NO. 1:

ALL THAT PORTION OF THE SOUTHWEST QUARTER OF SECTION 26, TOWNSHIP 18 NORTH, RANGE 2 WEST OF 3THE GILA AND SALT RIVER BASE AND MERIDIAN, YAVAPAI COUNTY, ARIZONA, DESCRIBED AS FOLLOWS:

COMMENCING AT THE CLOSING CORNER AT THE SOUTHWEST CORNER OF ABOVE SAID SECTION 26 MARKED WITH A GENERAL LAND OFFICE BRASS CAP MONUMENT, FROM WHICH GENERAL LAND OFFICE BRASS CAP MONUMENT MARKING THE SOUTH QUARTER CORNER OF SECTION 26 BEARS EAST 3400.10 FEET (BASIS OF BEARING);

THENCE EAST 761.54 FEET ALONG THE SOUTH LINE OF SECTION 26 TO A ONE HALF INCH REBAR;

THENCE NORTH 00 DEGREES 24 MINUTES 20 SECONDS WEST 659.86 FEET TO A ONE-HALF INCH REBAR;

THENCE EAST 1130.86 FEET TO A ONE-HALF INCH REBAR;

THENCE NORTH 100 DEGREES 24 MINUTES 34 SECONDS WEST 1521.90 FEET TO A ONE-HALF INCH REBAR AND THE TRUE POINT OF BEGINNING;

THENCE NORTH 00 DEGREES, 24 MINUTES, 34 SECONDS WEST 425.99 FEET TO A ONE-HALF INCH REBAR ON THE NORTHERLY RIGHT-OF-WAY LINE OF THE ABANDONED CALIFORNIA, ARIZONA AND SANTA FE RAILWAY;

THENCE 331.43 FEET ALONG SAID RIGHT-OF-WAY LINE ON A NON-TANGENT CURVE TO THE RIGHT WITH A RADIUS OF 2916.22 FEET, AN INCLUDED ANGLE OF 06 DEGREES, 30 MINUTES, 42 SECONDS, AND A CHORD BEARING NORTH 76 DEGREES, 26 MINUTES, 23 SECONDS EAST 331.25 FEET TO A ONE-HALF INCH REBAR;

THENCE NORTH 79 DEGREES, 41 MINUTES, 06 SECONDS EAST 537.66 FEET ALONG SAID RIGHT-OF-WAY TO A ONE-HALF INCH REBAR;

THENCE SOUTH 599.92 FEET TO A ONE-HALF INCH REBAR;

THENCE WEST 847.95 FEET TO THE TRUE POINT OF BEGINNING;

EXCEPTING AND EXCLUDING FROM SAID REAL PROPERTY ABOVE DESCRIBED AND FROM THE OPERATION OF THIS DEED, ALL OIL, GAS AND OTHER MINERAL CLAIMS AND RIGHTS, HERETOFORE LOCATED, GRANTED, LEASED OR CONVEYED, BUT HEREBY CONVEYING ALL REMAINDERS AND REVERSIONS IN CONNECTIONS HERewith, AND HEREBY ASSIGNING ALL OF THE RIGHT, TITLE AND INTEREST OF THE GRAND TOUR HEREIN TO RENTALS OR ROYALTIES RESERVED IN CONNECTION THEREWITH, AS RESERVED IN DEED RECORDED IN BOOK 168 OF DEEDS, PAGE 188.

PARCEL NO. 2:

A 50.00 FOOT ROADWAY AND PUBLIC UTILITY EASEMENT LAYING 25.00 FEET ON EACH SIDE OF THE FOLLOWING DESCRIBED CENTERLINE;

COMMENCING AT THE CLOSING CORNER AT THE SOUTHWEST CORNER OF ABOVE SAID SECTION 26 MARKED WITH A GENERAL LAND OFFICE BRASS CAP MONUMENT, FROM WHICH GENERAL LAND OFFICE BRASS CAP MONUMENT MARKING THE SOUTH QUARTER CORNER OF SECTION 26 BEARS EAST 3400.10 FEET (BASIS OF BEARING);

THENCE EAST 786.54 FEET ALONG THE SOUTH LINE OF SECTION 26 TO THE TRUE POINT OF BEGINNING;

THENCE NORTH 00 DEGREES 24 MINUTES 20 SECONDS WEST 329.93 FEET TO A POINT;

THENCE EAST 2351.83 FEET TO A POINT;

THENCE NORTH 00 DEGREES 24 MINUTES 20 SECONDS WEST 329.92 FEET TO A POINT;

THENCE NORTH 07 DEGREES 36 MINUTES 26 SECONDS WEST 581.18 FEET TO A POINT;

THENCE WEST 927.74 FEET TO THE END OF THIS EASEMENT.

PARCEL NO. 3:

A 50.00 FOOT ROADWAY AND PUBLIC UTILITY EASEMENT LAYING 25.00 FEET ON EACH SIDE OF THE FOLLOWING DESCRIBED CENTERLINE;

COMMENCING AT THE CLOSING CORNER AT THE SOUTHWEST CORNER OF ABOVE SAID SECTION 26 MARKED WITH A GENERAL LAND OFFICE BRASS CAP MONUMENT, FROM WHICH GENERAL LAND OFFICE BRASS CAP MONUMENT MARKING THE SOUTH QUARTER CORNER OF SECTION 26 BEARS EAST 3400.10 FEET (BASIS OF BEARING);

THENCE EAST 761.54 FEET ALONG THE SOUTH LINE OF SECTION 26 TO A ONE-HALF INCH REBAR;

THENCE NORTH 00 DEGREES, 24 MINUTES, 20 SECONDS WEST 659.86 FEET TO A ONE-HALF INCH REBAR;

THENCE EAST 1130.86 FEET TO A ONE-HALF INCH REBAR;

THENCE NORTH 00 DEGREES, 24 MINUTES, 34 SECONDS WEST 576.11 FEET TO A ONE-HALF INCH REBAR;

THENCE EAST 908.33 FEET TO THE TRUE POINT OF BEGINNING;

THENCE NORTH 07 DEGREES, 25 MINUTES, 19 SECONDS WEST 376.24 FEET TO A POINT;

THENCE NORTH 572.65 FEET TO A POINT;

THENCE WEST 66.01 FEET TO A POINT;

THENCE NORTH 599.92 FEET TO THE END OF THIS EASEMENT;

EXCEPTING ANY PORTION LINE WITHIN PARCEL NO. 1,

PARCEL NO. 4:

A 50.00 FOOT ROADWAY AND PUBLIC UTILITY EASEMENT LAYING 25.00 FEET ON EACH SIDE OF THE FOLLOWING DESCRIBED CENTERLINE;

COMMENCING AT THE CLOSING CORNER AT THE SOUTHWEST CORNER OF ABOVE SAID SECTION 26 MARKED WITH A GENERAL LAND OFFICE BRASS CAP MONUMENT, FROM WHICH GENERAL LAND OFFICE BRASS CAP MONUMENT MARKING THE SOUTH QUARTER CORNER OF SECTION 26 BEARS EAST 3400.10 FEET (BASING OF BEARING);

THENCE EAST 761.54 FEET ALONG THE SOUTH LINE OF SECTION 26 TO A ONE HALF INCH REBAR;

THENCE NORTH 00 DEGREES, 24 MINUTES, 20 SECONDS WEST 659.86 FEET TO A ONE-HALF INCH REBAR;

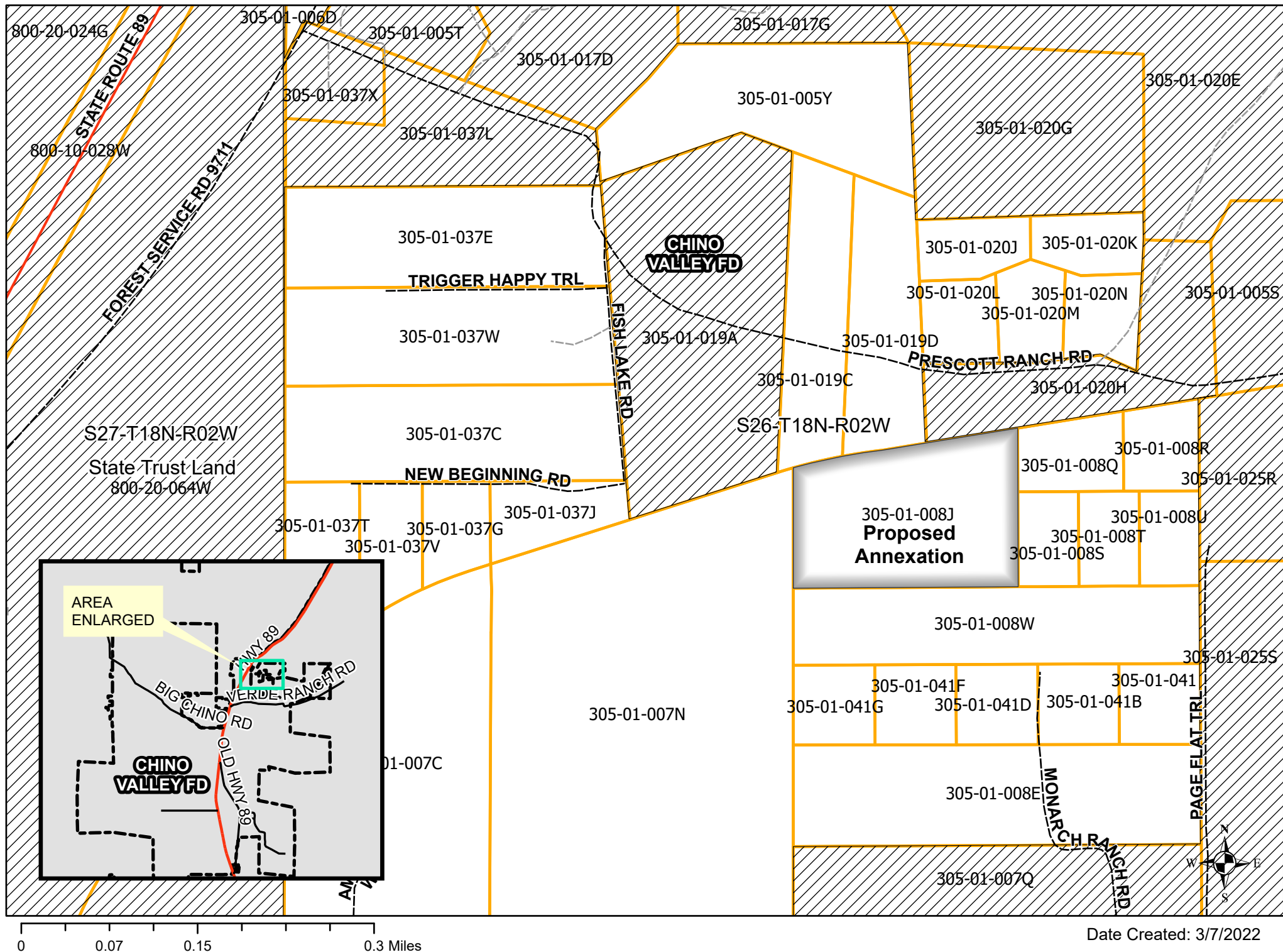
THENCE EAST 1130.86 FEET TO A ONE-HALF INCH REBAR;

THENCE NORTH 00 DEGREES, 24 MINUTES, 34 SECONDS WEST 1521.90 FEET TO THE TRUE POINT OF BEGINNING;

THENCE EAST 1522.95 FEET TO THE END OF THIS EASEMENT;

EXCEPTING ANY PORTION LYING WITHIN PARCEL NO. 1, HEREIN.

EXHIBIT B





Chino Valley Fire District Single Parcel Annexation Request Form

Please return completed form along with the legal description to begin the process. A 'clean' legal description is necessary to annex, meaning re-typed and void of a title, headers, footers, page numbers, watermarks, handwriting, or other excess information. Refer to included checklist for further guidance.

Please mail this form and the legal description to:

Chino Valley Fire District
Governing Board
8603 E. Eastridge Drive
Prescott Valley, Arizona 86314

Date: Feb 26, 2022

Dear Board Chairman,

As per A.R.S. § 48-262(H), I would like to request my property be annexed into the boundaries of the Chino Valley Fire District.

My property is adjacent to your current boundaries and is more specifically described as:

Parcel #: 305-01-008J Section/Township/Range: Sec 26-18-2W

Physical Address: 25500 N. Monarch Ranch Road, Paulton, AZ 86334

Owner's Name: Bruce M Lewis

Mailing Address: 25500 N. Monarch Ranch Road
Paulton, AZ 86334

Number of people living in this home: 2

I appreciate your consideration on this matter and look forward to hearing from you.

Signature of Owner: Bruce M. Lewis

Signature of Co-Owner: Amber R Lewis