

## AGENDA

**Central Arizona Fire and Medical Authority  
Central Arizona Fire and Medical Authority Board of Directors  
CA Regular Meeting  
Monday, June 27, 2022, 5:00 pm - 6:00 pm  
Central Arizona Fire and Medical Authority, Administration, 8603 E. Eastridge Drive,  
Prescott Valley**

### NOTICE OF MEETING

Pursuant to A.R.S. § 38-431.02, notice is hereby given to the members of the Central Arizona Fire and Medical Authority Board of Directors and the general public that the **Central Arizona Fire and Medical Authority** will hold a meeting open to the public on **Monday, June 27, 2022 at 5:00 p.m.** The meeting will be held at **Central Arizona Fire and Medical Authority, Administration, 8603 E. Eastridge Drive, Prescott Valley, Arizona.** The Board may vote to go into Executive Session on any agenda item, pursuant to A.R.S. §38-431.03(A)(3) for discussion and consultation for legal advice with Authority's Attorney on matters as set forth in the agenda item. The following topics and any variables thereto, will be subject to Board consideration, discussion, approval, or other action. All items are set for possible action. Members may attend in person or via remote methods of communication.

1. CALL TO ORDER / ROLL CALL OF BOARD MEMBERS
2. PLEDGE OF ALLEGIANCE
3. CORRESPONDENCE AND PRESENTATIONS

- A. County and Town Current Events Summaries
- B. Letters from the Public and Board Recognition

4. REPORTS

Reports are informational only. Any item articulated in the reports is subject to clarification, discussion, and direction by the Board; no action will be taken.

- A. Board Member Reports
- B. Division Reports

5. CALL TO THE PUBLIC

In accordance with A.R.S. §38-431.01(H) the Central Arizona Fire and Medical Authority Board has decided to allow public comments as time permits. Those wishing to address the Board regarding an issue within the jurisdiction of this public body may do so by completing a *Call to the Public* form and submitting it to Staff. Speakers are limited to three (3) minutes, but may submit written comments for Board records. Call to the Public shall not exceed 30 minutes per meeting. Board members shall not discuss or take legal action on matters raised during an open call to the public, but may ask Staff to review a matter or may ask that a matter be placed on a future agenda.

6. CONSENT AGENDA

All matters listed under consent agenda are considered to be routine by the Central Arizona Fire and Medical Authority Board and will be enacted by one motion. There will be no

separate discussion on these items. Any item may be removed by a Board member and will be considered separately for motion, discussion, and action.

- A. Approve Regular Session Minutes - May 23, 2022
- B. Approve General Fund Financial Statements
- C. Approve Fire Protection Agreements: Hayes, Savage, Wall-Friedel, Crayton, Martinez, and Saul

7. PUBLIC HEARING - FISCAL YEAR 2022-2023 BUDGET

8. VOTE TO GO INTO EXECUTIVE SESSION

- A. Legal Advice Pursuant to A.R.S. §38-431.03(A)(1) Regarding Fire Chief's Evaluation

9. NEW BUSINESS

- A. Discussion and Possible Action Regarding Fire Chief's Evaluation
- B. Discussion and Possible Direction to Staff Regarding Central Arizona Fire and Medical Authority Board Vacancy
- C. Discussion and Possible Approval of Resolution 2022-03 and FY 2022-2023 Final Budget and 5-Year Projection
- D. Discussion and Possible Approval of Central Arizona Fire and Medical Authority Fiscal Certification for Fiscal Year Budget 2022-2023
- E. Discussion and Possible Approval of Resolution 2022-04 Assignment of Equity for Fiscal Year 2023
- F. Discussion and Possible Approval of 100% of Vacation and Sick Leave Retirement Distributions be Placed into Employee's Post Employment Health Plan (PEHP) for FY 2022-2023
- G. Discussion and Possible Approval of Resolution 2022-05 Public Safety Personnel Retirement System (PSPRS) Pension Funding Policy
- H. Discussion and Possible Approval of Resolution 2022-06 and Adoption of Fee Schedule
  - I. Discussion and Possible Action Regarding the Use Contingency Funds for our Workers' Compensation Assessment for FY 2022 in the amount of \$375,730

10. ADJOURNMENT

Disabled persons needing reasonable accommodations should call 928-772-7711 prior to the scheduled meeting.

**From:** DEBORAH [REDACTED] <[REDACTED].com>

**Sent:** Saturday, June 11, 2022 3:21 PM

**To:** Scott Freitag <[SFreitag@CAZfire.org](mailto:SFreitag@CAZfire.org)>

**Subject:** Capt. Brody Fields

Dear Sir:

This is to commend the actions of Fire Captain Brody Fields and his crewmembers Eng. Buntin and FF Lopeman.

On the evening of [REDACTED], around [REDACTED] my wife began to experience a medical condition that necessitated an urgent call to 911 for help.

At the time, she had Covid-19. She had begun a somewhat continuous, uncontrolled fit of coughing that began to restrict her breathing. This led to spasm of the bronchial tubes, loss of air supply and loss of consciousness and stopped breathing.

Fire Capt. Fields and his crew responded quickly and found these rather dire circumstances upon arrival. All subsequent actions taken by Capt. Brody and his crew exemplified calm professionalism and expertise.

My wife was unconscious and not breathing when they made first contact. Capt. Brody directed his crew with authority and competence and was able to revive my wife and keep her breathing and conscious. He may have saved her life. He displayed excellent medical care and knowledge, and just the right tone and helpfulness to my wife when she became aware of her circumstance and need for care.

I commend the whole responding crew for their professionalism and thank you for having such competence and good training in your department.

Thank you,

John [REDACTED]

Thank You &



Thank you for  
visiting our school  
& teaching us about  
fire safety! - You're the  
best! - American  
Lutheran  
School

Jordan

Nathan

Dakota

ARIN

Rhett Holsey

#10/5 IDONTIUS

@

MADISON

Spencer Ellis



**From:** [Sharon Lovell](#)  
**To:** [Scott Freitag](#)  
**Cc:** [Kathy Goodman](#)  
**Subject:** A thank you message from a local resident  
**Date:** Tuesday, June 14, 2022 3:41:33 PM

---

Good afternoon Chief Freitag,

I received a nice call today from a senior citizen who wanted to express her huge thank you to our crew at Station 54. She specifically named "Damien, Dave, and Mark". (Captain Lys, Engineer Wittenberg, and FF Mazzella). Her name is Evelyn [REDACTED]. She is [REDACTED] years old, [REDACTED]. Her air conditioner unit had stopped blowing out cold air. Our crew went out yesterday (A Shift) and replaced the unit and gave her a "turbo" unit! (Her words)! She is so very appreciative of our help and wanted you to know what a great group of men we have. She is unable to hand-write a thank you card because of her limited eyesight. I thanked her very much for her kind words and assured her that I would pass this message onto Chief Freitag.

Her address and phone# for our reference is: [REDACTED] . ([REDACTED]) [REDACTED] .

Sharon Lovell  
Administrative Specialist  
Central Arizona Fire and Medical Authority  
8603 E. Eastridge Drive  
Prescott Valley, AZ 86314  
PH: (928) 772-7711  
[slovell@cazfire.org](mailto:slovell@cazfire.org)  
Office Hours: Monday – Thursday 7 AM to 5 PM

---

To avoid inadvertent creation of a quorum and/or a serial meeting issue and to avoid liability for a potential violation of open meeting law, do not respond to all or forward to all fire board members from this email, and do not share opinions or discuss the substance of this matter with other fire board members by response to this email.

This communication may contain confidential and/or proprietary information and may not be disclosed to anyone other than the intended addressee. Any other disclosure is strictly prohibited by law. If you are not the intended addressee, you have received this communication in error. Please notify the sender immediately and destroy the communication including all content and any attachments.

Thank you.



**Thank You!**

Thanks for supporting  
our event. We greatly  
appreciate all you  
do.

Debbie Miller, Chair

**RECEIVED**  
MAY 3 1 2022

BY: .....



Rick Chase  
CAFMA  
8603 E Eastridge Dr.  
Prescott Valley Az 86314





## DIVISION REPORTS

REPORTED TO THE  
CENTRAL ARIZONA FIRE AND MEDICAL AUTHORITY  
BOARD OF DIRECTORS

---

### Chief's Report

By Fire Chief Freitag

This may seem odd, but this month's report will be briefer than others as I'm behind in getting it submitted. Part of the reason for the delay was that I was hoping to complete the HR Manager process prior to submitting my report. I'm happy to say that as of this writing we have made an offer that has been accepted by the candidate.

Patty Murphey will be CAFMA's new HR Manager as of July 11, 2022. She is moving here from California, something that was already in process prior to our job posting and process. She and her fiancé have a house under construction that will be completed sometime in August, and they are working to sell a home in California at this time.

Because of her current housing situation, and as a result of the lack of rental properties in our area, we have agreed to start her employment as a bit of a hybrid. She will travel here when we absolutely need her in person, however she will be doing some of her initial work remotely as part of the transition. Patty does understand that we are a hands-on organization which means we need HR in the office.

She currently works for a tech company that has been doing all remote work since the start of COVID. While there are certainly times that we have made accommodations for special circumstances, the reality is that CAFMA needs HR in house. Patty not only understands, but is excited to be back interacting with people in person.

I think she'll bring some new ideas to the table, and will do great work in shoring up some of the shortfalls we have in the department. Chief Tharp and I will have a lot to discuss with her as she begins her journey with our organization.

There is good news on the ambulance transport front. Priority Ambulance received their official CON on June 17! We are beginning talks again regarding a contract with their organization, as they work to ramp up services in what we hope will be the next 60-90 days. It's not over until it's over, so we still have work to do on this front, but we continue to move in the right direction.

Regarding Labor/Management, the entire Executive Board of the CAFMA Union chapter has resigned. This is uncharted territory, so the Union is working to figure out how to move forward. Until a chapter board can be appointed Local 3066 President and CAFMA Captain, Ben Roche has said that he, along with executive member CAFMA Engineer/Paramedic Shaun Jones, will serve as our point of contact. Neither party wants to see the labor/management process lost or damaged as a result of the resignations. To that end, we plan to push forward working jointly with our labor partners.

On June 20, we were notified that two of our current firefighters were submitting letters of resignation. One is a tenured member that has found a new career path that he and his family feel is better suited to their schedule. The other is a newer member whose family has had some recent changes in their lives, and he needed to find a position somewhere that would provide better



## DIVISION REPORTS

REPORTED TO THE  
CENTRAL ARIZONA FIRE AND MEDICAL AUTHORITY  
BOARD OF DIRECTORS

---

financial support. Both have been valued members of our Agency, and we're disappointed to see them go.

We'd hoped to wait until we had word on the SAFER Grant to conduct a firefighter recruitment process and academy; however, given some recent personnel changes, e.g. the two recent resignations, another person leaving the Drop program early, moving the Community Paramedic program from trial to full-time, etc., we are in a position that we will need to start a recruitment sooner rather than later. Our goal is to have an academy complete by the close of the calendar year.

We hope to have good news in the first round of the SAFER Grant process which would be sometime in July. That said, historically we have not received notice of grant award until the second or third round which means sometime the first quarter of 2023. Ultimately, we may end up holding two academies close together. Not ideal, but necessary.

HB2609 is close to moving out of the House and on to the Governor; however, the timeline is wholly dependent on the legislators and Governor agreeing to a budget. They seem close, so here's hoping things move.

I attended a meeting with the Senate Republican Caucus at the Capitol recently regarding a potential ballot referral for a 1/10 of a sales tax statewide to help fund the 144 Fire Districts in the state. As you are well aware, our property tax system is a regressive tax structure that is not sustainable. Having the ability to diversify our revenue stream would be a much better, and more stable approach to funding. It would spread the cost for services among everyone who calls 911, not just property owners.



## DIVISION REPORTS

REPORTED TO THE  
CENTRAL ARIZONA FIRE AND MEDICAL AUTHORITY  
BOARD OF DIRECTORS

---

### Administration

#### By Assistant Chief Tharp

The Fiscal Year 2022 audit process has officially begun with representatives from our auditing firm – Henry & Horne conducting a preliminary security audit. This entails looking at our security processes, protection of financial information, signature and fraud protection and major changes to processes or policies. We had Board members representing the CYFD, CVFD and CAFMA Boards during the interviews, along with HR, Finance, and Tech Service personnel and managers. While the process can be a little intimidating for those who are unfamiliar with this annual review, it offers the team the ability to see if we are following best practices and where there may be areas of improvement (if any). We are grateful for the thorough review that occurs and any suggestions provided.

The ongoing challenge at the state legislature continues with trying to convince senators and representatives that COVID expenses not only impacted Operations with PPE (Personal Protective Equipment) and medical supply expenses, but also through our workers' compensation. We are grateful for many of the legislators who recognized the challenges (and lack of funding) that fire districts faced during COVID. These supporters are working to secure funds through federal ARPA (American Rescue Plan Act) monies that were distributed to states, counties and municipal governments. The CARES (COVID Aid, Relief, and Economic Security) Act funds were completely distributed by the State of Arizona by December 31, 2021. However, the State is still awaiting ARPA funds and is preparing to distribute those funds per the established guidelines. Any funding that we receive for the Worker's Compensation Pool will assist all fire districts be either reducing premium costs or diminishing the end of the year assessment. We will await the results as the budget battle continues.

Finally, we have been really lucky to have some wonderful additions to our Finance and Administrative Teams. In Finance, Isabel Gentle comes from the Yavapai County Treasurer's Office (they may not be happy with us because that is the third person we have hired from them). Her husband, Josh, works in the warehouse. She speaks about her husband's comments on our positive and professional organization and culture. Unfortunately, we put her in the corner of the Finance offices, so she needs visitors (sorry Isabel ☹️), but we are so grateful she chose CAFMA! In Administration, we had two ladies look at our organization and chose to be part of our family – Denise Krizo and Sharon Lovell. While Denise came from the "dark side" of assisting with Law Enforcement administrative functions, we won't hold that against her because everyone is deserving of a second chance at life... choosing to work for a fire agency will be way better! And Sharon has already been exposed to some of our challenging citizens, by providing excellent customer service! All three remind us of how fortunate we are to work at CAFMA and with our search for a new HR Manager, we hope to continue attracting great employees that will make a difference in our organization and community!



## DIVISION REPORTS

REPORTED TO THE  
CENTRAL ARIZONA FIRE AND MEDICAL AUTHORITY  
BOARD OF DIRECTORS

### MAY 2022 RECORDS REQUESTS

Record Type	Received	Pending
EMS	0	0
Environmental	2	0
Fire	8	3
Incident	2	0
Public Record	3	0
<b>Totals</b>	<b>15</b>	<b>3</b>

### LEGAL FEES

#### Chino Valley Fire District

5/02/22 Law offices of Nicolas Cornelius Routine Legal Fees \$199.50

#### Central Yavapai Fire District

5/02/22 Law offices of Nicolas Cornelius Routine Legal Fees \$90.00

#### Central Arizona Fire and Medical

5/02/22 Law offices of Nicolas Cornelius Routine Legal Fees \$5,355.56



# DIVISION REPORTS

REPORTED TO THE  
CENTRAL ARIZONA FIRE AND MEDICAL AUTHORITY  
BOARD OF DIRECTORS

---

## Operations

### By Assistant Chief Feddema

The weather is hot and dry and we are all hopeful that this will bring a strong monsoon season. While we're always at risk of wildland fires in Central Arizona, this risk has been highlighted early in the fire season with several large fires. The National Weather Service has issued several Red Flag Warnings in May and June. These Red Flag Warnings are issued when there are weather events which may result in extreme fire behavior. A Red Flag Warning is the highest level of weather-related fire warning. We have had to staff additional apparatus on these days to try and support fire operations that may occur.

In addition to the fires that we've had within our jurisdiction, we have supported several other fires in Yavapai County. Crews were sent to support Mayer Fire and The Department of Forestry and Fire Management. We've also supported the Coconino National Forest with a Type 3 Engine to aid their efforts with initial attack and several large fires in the Flagstaff area. This assignment was requested through the Department of Forestry and Fire Management and our support will be compensated like a regular wildland assignment. At the time of this report, we also have personnel supporting efforts to control wildland fire in New Mexico and California. While there have been numerous wildland fires that have already occurred this year, they have been contained fairly quickly. This is due in large part to the partnerships that we benefit from in this area.

Chief Chase has already been working with surrounding agencies to review early restrictions to reduce the risk of human caused fires. These restrictions don't prevent all fires; however, it is a way to help educate the public of the danger that exists in our area. We are now in Stage II restrictions and the hope is that this will prevent some of the human-caused fires. We have already started to see some early monsoon buildup which has sparked several fires because of lightning. We have coordinated with the Prescott National Forest on several responses.

It has been very busy within Operations and staffing has been challenging at times. We have several members that are working light duty assignments because of injuries. With this, and our support for fires in other parts of the state, we've had to mandatorily hold personnel to ensure constant staffing at all stations on several occasions. This is not ideal; however, it is the unfortunate result of the current environment. We continue to work on balancing all the activities to limit staffing challenges. We are also reviewing the upcoming firefighter testing and academy to help alleviate some of these challenges. I expect that we'll continue to deal with staffing challenges much like every other industry. In speaking with other community business owners, staffing is a challenge for everyone. We are currently working with our Training division to look at how we reshape some of our current processes to adapt to our current environment. We're hopeful that some of these to our hiring and training processes will help CAFMA moving forward.



## DIVISION REPORTS

REPORTED TO THE  
CENTRAL ARIZONA FIRE AND MEDICAL AUTHORITY  
BOARD OF DIRECTORS

---

### EMS Report

By EMS Chief Niemynski

CAFMA transported 22 patients in our Rescues during the month of May 2022. CAFMA continues to send in our paramedics on BLS AMR ambulances. As of 06/08/2022 we have sent in a paramedic 842 times to support a BLS ambulance from AMR since 07/01/2021. This is something we will continue to do as it is what is best for our citizens.

CAFMA has been getting more requests from the public and business community to teach onsite CPR and ACLS classes. We currently don't have enough instructors to take on this extra work. The special duty pay rate was recently adjusted which has helped with recruitment of new instructors. We'll be training the new instructors over the coming months should have a strong pool to work with.

CAFMA hosted a job fair on June 4<sup>th</sup> at CARTA for public safety agencies. We had great participation from Fire/Police/EMS agencies from the Quad Cities area. It was a fun day and we hope to schedule more job fairs in the future.

We'll be seeking a bid to replace two of our older Lifepak 15 heart monitors in our new budget year. Last year there was a long delay in receiving the monitor due to supply chain issues; I hope this is not the case now.

We're also seeking to update our response times in our CON application that bring some consistency to our jurisdiction in regard to Priority Ambulance's response times.





## DIVISION REPORTS

REPORTED TO THE  
CENTRAL ARIZONA FIRE AND MEDICAL AUTHORITY  
BOARD OF DIRECTORS

---

### Planning and Logistics

By Assistant Chief Rose

#### **FACILITIES**

The access control at Station 63 has been completed. There are a couple of upgrades we need to complete with the door handles once the new budget is underway. In addition, we were asked to install a door for the communication closet on the interior hallway. The small space they are using has limitations, making it difficult to access the back of their equipment from the bathroom side door. We plan to get that going after July 1 as well.

The electric has been completed for both Fleet and Station 54 that we had going this past month. We had purchased some much-needed electric reels that they are working on getting up while in the spending freeze at Fleet as well.

The turnout room at 61 is finally completed. The dual swing door was the final piece that we got in, and we are very happy with how it turned out. We also installed the access control in the reserve apparatus bay building to get that off the list.

We have started working on annual facility inspections while in the spending freeze. This helps plan for any necessary work needed in the upcoming budget year. Along with the inspections, Andrew hacks away at the preventative maintenance list at each location.

And as usual, routine maintenance is an ongoing affair; we continue to receive work orders from the crews on a regular basis. We are up to 270 since July 1, which is down about 15% from last year. That's a good sign as preventative maintenance continues to help reduce work orders.

#### **FLEET**

##### **Projects:**

##### **NEW TYPE 1 ENGINES:**

These units are in production and we will continue to update the status. We hope to see these units completed in November 2022 and to take delivery in December 2022, if all goes as planned.

##### **STAFF VEHICLES:**

We've started talking with our vendors about light duty vehicle allocation for the 2022-2023 budget year. Upon approval of the budget we will begin to move forward.

##### **UTV:**

We have a new UTV and trailer in the 2022-2023 budget year. On approval, we will look to secure this unit.

##### **NEW RESCUE UNITS:**

The new Rescue units are working out great and as of now we have yet to have any issues with them. We were informed that a repair for the recalled fuel pump on our outstanding Rescue unit



## DIVISION REPORTS

REPORTED TO THE  
CENTRAL ARIZONA FIRE AND MEDICAL AUTHORITY  
BOARD OF DIRECTORS

---

has been released. We hope to see this unit in the near future.

### **Maintenance and Repair:**

Services are caught up on the fleet, and pump tests are on track. Currently we have been taking care of a lot of miscellaneous repairs. E-51 was in the shop for new brake pods on the rear axle. The truck company was in for a leaky pump shift valve. We also had a windshield replaced on E-551. E-540 was in for a broken front leaf spring and Brush 62 came in with a failed battery maintainer. We also recently brought in the Tech services UTV to remove the snow tracks and install tires for the summer months. While it was in, we installed a new wood bed in the trailer assigned to this unit as well as some needed electrical repairs.

### **Update:**

#### **SHOP EQUIPMENT:**

All of the new shop equipment has been entered into the capital asset system. Along with the Hunter heavy duty tire machine, we also took delivery of a new TIG welder. This is a liquid cooled Miller TIG unit that has the ability to weld non-stop on larger projects due to its cooling capacity. It is also a higher amperage unit as well, so projects that we could not do before due to material thickness, etc. will no longer be an issue. A few months back we took delivery of a commercial floor cleaner. This is a walk behind unit that allows the mechanics to make a wide pass over each bay to either pick up water spills, or they can use a cleaning agent to clean up stubborn messes and spills. The plan is to train other individuals to operate the machine and utilize it at CARTA and the Warehouse.

#### **SHOP REMODEL:**

The plan to finish the main offices in Fleet along with the restrooms and break room will be looked at later on in the following budget year, as funds permit. We plan on removing the tile floor and installing a resin-based epoxy. At that time new office furniture will be ordered for the Fleet manager's office and the front administrative office area.

#### **PREVENTION**

Stage 2 fire restrictions are in place and Prevention staff have been busy issuing commercial activity/hot work permits which require a job site inspection prior to a permit being issued. Initial Project Reviews in Prescott Valley and Chino Valley continue to show the commercial growth going on in our community. Residential developments also continue to be erected throughout our towns as builders are trying to keep up with the housing demand. Annual camp inspections have been taking place in preparation for summer camps. We met with staff from the Town of Prescott Valley regarding the site for this year's fireworks show. Numerous fire investigations took place which requires report writing and photo logging.

Congratulations to Fire Inspector Jaime Welch-Cornell and Captain Eric Merrill for successfully completing the 4<sup>th</sup> and final series of the Fire/Arson Investigation class. Congratulations to Fire Inspector Jim Madden for promoting to Fire Inspector I from the Fire Inspector Apprentice position. Several community Firewise presentations were given in May, including Highland Pines and American Ranch. Darlene Packard and CAFMA staff attended a Firewise event in the Stoneridge subdivision and presented several types of educational material. May was also busy with event inspections such as several school graduations, PV Days, concerts, and exhibit shows.



## DIVISION REPORTS

REPORTED TO THE  
CENTRAL ARIZONA FIRE AND MEDICAL AUTHORITY  
BOARD OF DIRECTORS

---

### **TECHNICAL SERVICES**

**The Radio Guy** – On Tuesday May 31<sup>st</sup>, Tech Services personnel assisted The Radio Guy in the decommissioning and removing his equipment from the site. We are planning a cleanup day for some time later this month in order to complete removal of all cabling and resources that are no longer in use.

**Michael Freeman** – Michael has joined the drone group at CAFMA and completed his certification last month. He also attended a GIS user group meeting and gained some insight into new skills and workflows that can help continue to improve our already outstanding statistics and maps. Michael released our May response statistics, and 2022 continues to be a record setting year with new monthly call amounts for the first five months of the year.

**Move-Up Software** – PRCC is looking at the possibility of procuring some software to assist with data-drive move-ups. Michael Freeman and Jonah Van Tuyl joined the conversation and are looking forward to further conversations as we work towards a cooperative effort in improving move-ups within the district.

**Domain Migration** – Tech Services is currently spearheading a major project that will move our domain from CAZFIRE.ORG to CAZFIRE.GOV. This project is multifaceted and also includes migrating to a new internal Windows domain, migrating email and services to Office 365, as well as rebranding all of our vehicles, websites, etc. We are working with the various divisions to ensure that no gaps are missed in the process.

**Count-Up Timers** – Tony Frazier completed his engineering/build of count-up timers for the stations. These timers begin as soon as the rest of the station alerting equipment turns on. We worked with facilities to get them installed at Station 53 and Station 61. After the budget year rolls over we will be purchasing the equipment we need to outfit the remaining stations.

**Station 63** – We put in some new temporary network equipment connecting Station 63 to CAFMA's corporate network, which improved their reliability and bandwidth by about 10x. This is a huge improvement as they were having regular issues. The permanent replacement will be installed later in FY23.

**Cybersecurity** – We have been busy patching/mitigating various vulnerabilities that have been released over the last couple of weeks. We have also been working with Chief Tharp in procuring new Cybersecurity Insurance coverage. Unfortunately, with the amount of cyberattacks in recent years, it is very likely that we will see a dramatic increase in the cost and requirements for coverage. Also, our training for all of our users to recognize and report phishing is continuing to be a success, as we had multiple malicious emails make it past our defenses as they came from other trusted sources (government entities, fire districts), but were recognized as malicious by our staff and reported.

**Agency Collaboration** – Tech Services has been collaborating with some agency partners over the last few weeks. Yavapai County Emergency Management hosted a Dispatch Introductory course and asked that Dave Legge and Tony Frazier do a presentation about radio



## DIVISION REPORTS

REPORTED TO THE  
CENTRAL ARIZONA FIRE AND MEDICAL AUTHORITY  
BOARD OF DIRECTORS

---

communications. Also, Sedona Fire requested that Michael Freeman assist in reviewing resumes/applications for their GIS Specialist position that is currently in the process of being filled. Both of these requests display that our team is made of up area-wide leaders in their respective fields. We are always happy to help our partner agencies succeed in our shared efforts of protecting life and property through emergency response.

### **WAREHOUSE**

To date, we have tested the hose off of five Type 1 Engines with another scheduled to be tested on June 8<sup>th</sup> 2022. We did end up utilizing an engine for the last round of hose testing that was completed. Performing the hose testing in this manner proved to be drastically quicker than the previous method and allowed for more organization. As this task is being completed the hose records are being updated to reflect each hoses test date as well as its physical location (i.e., vehicle number, station number), this information is stored on the Z-drive. Due to some unforeseen circumstances, the hose testing was delayed for a few weeks, consequently we have moved our hose testing completion date to the end of July 2022.

On June 1<sup>st</sup>, the Warehouse Division completed its second annual inventory. This effort was completed over the course of a day. After carefully analyzing our inventory before and after counting, we discovered our inventory was off by \$82.36, which equated to about a .025% variance in overall cost. The previous year our annual inventory was off by \$1,336, which equated to about a .4% variance in overall cost. We saw a 93.75% improvement in our overall cost variance from FY20-21 to FY21-22. We largely attribute this success to the cycle counts done on a weekly basis and the completion of monthly inventories.

In an effort to reverse the compression of flow test due dates, we plan to start the SCBA annual flow tests in August 2022 and complete them by the end of March 2023. These dates are subject to change as the start of this effort will be coordinated with the completion of hose testing.



## DIVISION REPORTS

REPORTED TO THE  
CENTRAL ARIZONA FIRE AND MEDICAL AUTHORITY  
BOARD OF DIRECTORS

---

### **Training** **By Training Chief Parra**

As we work through the wildland season, we continue to coordinate and plan for events in the fall. The calendar has been filling up with meetings, drop-in training, and various training courses. The quarterly training topics have been selected and will continue to be added to the fall training calendar. The quarterly training is joint training with Battalion 6, Battalion 3, and Prescott Fire personnel. This joint training helps to ensure effective automatic aid support by each participating agency. The first session will begin in September and will focus on hose management. Each quarterly training will build on the previous month and finish with live fire.

We also conducted our Quarterly Training After Action Review. This was conducted as a joint meeting with Prescott Fire. It provides an opportunity for all of our Training Officers to review what was planned for the 2021/2022 sessions and make a plan for the 2022/2023 training. There was good discussion on future training needs and the schedule that was planned helps to cover these needs.

In addition to supporting training, we also help with emergency response for the wildland fires that have become more frequent. If there is a significant incident, Captain Merrill and I will respond to assist in the command of the incident, as safety officers, or we will help in the direct operations of the incident. We respond to help with whatever is needed.



## DIVISION REPORTS

REPORTED TO THE  
CENTRAL ARIZONA FIRE AND MEDICAL AUTHORITY  
BOARD OF DIRECTORS

---

### Labor Report

**By Captain Ben Roché, Local 3066 President**

There have been recent changes in the representation of our CAFMA Members. Vice President Curry, Trustee Rafter, and Trustee Smith have decided to step down in their CAFMA positions. However, Russ Smith has agreed to remain in the Communications Director position for Local 3066. The Local 3066 Executive Board is currently interviewing replacements for these open seats and is encouraging interested members to contact us to be considered. In the interim, Secretary Jones and I, as the two principal officers and CAFMA employees, will be covering for the open positions. The three open positions will be filled for the remainder of the terms left, 12/31/2022 for the VP and 12/31/2023 for the trustees. Once the positions are appointed, we (Jones and I) will continue to be involved in representing the chapter as long as necessary to ensure continuity.

At the beginning of June, the Professional Fire Fighters of Arizona held their annual convention in Tucson. This year's convention was very informative, with instructional sections consisting of Budgeting, Union Officer Responsibilities, Health Care, Retirement Planning, and Workers' Compensation. This year, our members were joined by various fire chiefs from the Fire Chiefs Association. This included our very own Chief Freitag. Having firefighters and fire chiefs socialize at a labor function is a testament to the labor/management partnership established throughout Arizona. In addition to chief officers, we had Senator Boyer in attendance. Senator Boyer was able to meet with many labor representatives from all over the state to give updates from the state level and learn of issues from the various locals.

On the legislative front, we are currently working with candidates, new and incumbent, to fill the upcoming Chino Valley and Central Yavapai seats up in the next election. At the state level, our SCR1049, the Arizona Fire District Safety Act, is still being held at the House Rules Committee. On a positive note, the firefighters, in conjunction with fire chiefs, had a very positive meeting with the Senate Republican Caucus, and it is speculated that the bill will be heard soon on the House side. Other bills being supported by firefighters are: H2609: AMBULANCE SERVICES; SERVICE AREAS, H2336: LICENSED MENTAL HEALTH PROFESSIONAL; DEFINITION, S1324: SMART AND SAFE FUND; DISTRIBUTION, H2699: FIRE DISTRICT BONDS; MERGER; CONSOLIDATION, S1268: PSPRS; DEFINED RETIREMENT OPTION PLAN, and is seeking an appropriation for Fire District Workers' Comp Risk Pool.

Recently, we have had a few community events sponsored by our firefighters that have raised money for charities. These included the CAFMA Charities Golf Tournament, Firefighter Angel Car Show, Burn Camp Cantina Night, and the Burn Camp Open.

Here are the upcoming community events: Firefighter Angel Backpack Drive, Hose Cart Races, and the annual Union Picnic.





# DIVISION REPORTS

REPORTED TO THE  
CENTRAL ARIZONA FIRE AND MEDICAL AUTHORITY  
BOARD OF DIRECTORS

## Response Report

By GIS | Records Management Specialist Freeman

Land Area: 369 sq. miles    Population: ≈106,500    Fire Stations: 10 Full-Staffed

### Responses in District

TOTAL FIRE INCIDENTS	23
STRUCTURE FIRE	1
STRUCTURE FIRE; CONFINED	5
MOBILE HOME/PORTABLE BLDG	4
VEHICLE FIRE	2
BRUSH/GRASS/WILDLAND FIRE	5
TRASH FIRE/OTHER	6

*Fire is 1.74% of call volume*

TOTAL RESCUE & EMS	863
--------------------	-----

*EMS is 65.13% of call volume*

OVERPRESSURE / OVERHEAT	0
HAZARDOUS CONDITION	8
SERVICE CALL	284
GOOD INTENT	113
FALSE ALARM/OTHER	34

*Other is 33.13% of call volume*

TOTAL INCIDENTS IN DISTRICT	1,325
INCIDENT RESPONSES BY CAFMA	1,437
TYPE-1 UNIT RESPONSES BY CAFMA	1,577

### Fire Loss Summary

Residential Fire Loss	\$452,242
Commercial Fire Loss	\$5,000
Vehicle Fire Loss	\$44,000

### Top 5 Call Types

799	EMS
178	Assist Invalid
67	Cancelled en Route
52	Public Service
30	Vehicle Accident w/Injuries

Average total # of calls per day	42.74
Average fire calls per day	0.74
Average EMS calls per day	27.84
Average all other calls per day	14.16

### Call Volume at PRCC

	Month	Year-to-Date
PFD	754	4,181
CAFMA	1,325	6,087
GCFD	9	50
OD	12	59
WKFD	5	14

### Unit Responses

Unit	District	Total	Move Up
E50	170	181	21
E51	49	190	31
E53	206	209	3
E540	43	45	7
E54	194	197	1
E57	53	61	5
E58	177	180	2
E59	156	163	8
E61	112	115	7
E62	143	150	4
E63	68	73	33
TR50	7	8	0
B3	58	65	0
B6	34	35	0
Rescues	39	41	0

### Calls by Municipality

Calls in Town of Chino Valley	198
Calls in Town of Prescott Valley	641
Calls in Town of Dewey-Humboldt	71
Calls in District, Unincorporated Area	415
Calls Out of District	8

### Aid Agreement Summary

Aid Given to Prescott	138
Aid Received from Prescott	82
Aid Given to WVFD	0
Aid Received from WVFD	7
Mutual Aid Given	2
Mutual Aid Received	0

## **MINUTES**

**Central Arizona Fire and Medical Authority  
Central Arizona Fire and Medical Authority Board of Directors  
Regular Meeting  
Monday, May 23, 2022, 5:30 pm - 6:30 pm  
Central Arizona Fire and Medical Authority, Administration, 8603 E. Eastridge Drive,  
Prescott Valley**

### **In-Person Attendance**

Darlene Packard; Dave Tharp; Kathy Goodman; Matt Zurcher; Rick Anderson;  
Scott A Freitag; Susanne Dixon

### **Remote Attendance**

Dave Dobbs; Nicolas Cornelius

### **Not In Attendance**

Owen Mills

## **NOTICE OF MEETING**

1. CALL TO ORDER / ROLL CALL OF BOARD MEMBERS

**Chair Zurcher called the meeting to order at 5:41 p.m.**

2. PLEDGE OF ALLEGIANCE

**Chair Zurcher led the Pledge of Allegiance.**

3. CORRESPONDENCE AND PRESENTATIONS

**Chair Zurcher reported that Director Mills tendered his resignation today for both the Chino Valley Fire District and the Central Arizona Fire and Medical Authority Boards. He expressed that Director Mills will be missed.**

- A. CAFMA Drone Program

**Chief Freitag stated that he requested this presentation for many reasons, but it was in large part due to successful drone deployment during the recent U-Pick-It Fire.**

**Captain Karl Postula provided a presentation on CAFMA's Drone Program. The presentation is attached.**

**Chair Zurcher inquired as to whether the police department has their own drone or still requests CAFMA assistance. Captain Postula responded that CAFMA was the first local agency to create a drone program. Prescott Valley Police Department and YCSO now have their own drone programs, and Prescott Fire and Prescott Police have a joint program.**

**Director Anderson inquired as to the cost difference between the Agency's current drone and a new drone. Captain Postula replied that the current drone**

cost about \$4,500. The new non-Forward Looking Infrared (FLIR) costs \$10,000; the price with FLIR would be \$14,000.

Chair Zurcher inquired as to the likelihood of receiving grant money. Captain Postula stated that it should be possible. Chief Freitag added that there is also the possibility of tribal grants.

B. Letters from the Public and Board Recognition

Chair Zurcher stated that Human Resources Manager Patty Brookins retired a few weeks ago; the Board will present a certificate to her at the next Retirement Ceremony.

4. REPORTS

A. Board Member Reports

Chair Zurcher attended the Dewey-Humboldt Wildfire Expo a few weeks ago; it was a good crowd and he enjoyed his time.

B. Division Reports

Chief Freitag spoke with Priority Ambulance regarding their Certificate of Necessity (CON), which was approved in March, and they reported that the Bureau of EMS is busy and will not be able to issue their CON before July 10, 2022. The Bureau is also having difficulty understanding the urbanicity response time standards set forth in Priority's CON. Urbanicity response time standards have been in State statute for years, but the Department of Health Services does not adhere to them. He also reported that the Agency's recruiter received 22 candidates for the Human Resources Manager position, narrowed down to 12 that will go through a pre-interview. The recruiter will have packets to Staff by June 2, 2022 and final interviews will be held June 15 and 16, 2022. There will be a meet and greet reception for employees and families at CARTA on the June 15th.

5. CALL TO THE PUBLIC

There were no public comments.

6. CONSENT AGENDA

A. Approve Budget Work Study Session Minutes - April 18, 2022

B. Approve Regular Session Minutes - April 25, 2022

C. Approve Executive Session Minutes - April 25, 2022

D. Approve General Fund Financial Statements

E. Approve Fire Protection Agreements: Weber

**Motion to approve the Consent Agenda.**

Move: Rick Anderson Second: Darlene Packard Status: Passed

Yes: Dave Dobbs, Darlene Packard, Matt Zurcher, Rick Anderson

7. VOTE TO GO INTO EXECUTIVE SESSION

**Executive Session was waived.**

- A. Legal Advice Pursuant to A.R.S. §38-431.03(A)(4) Regarding The Radio Guy LLC and SpeedConnect Sublease Agreements
- B. Legal Advice Pursuant to A.R.S. §38-431.03(A)(4) Regarding Agreement for Communications Infrastructure Expansion

8. OLD BUSINESS

- A. Discussion and Possible Action Regarding the Radio Guy LLC and SpeedConnect Sublease Agreements

**Attorney Cornelius reminded the Board that The Radio Guy signed an agreement; however, he did not pay rent per the agreement. Attorney Cornelius then sent notice of termination to The Radio Guy. He has also been in touch with SpeedConnect, but they did not respond by the time of this meeting. He will follow-up with SpeedConnect tomorrow. Each was informed in writing that they had until the end of this month to respond.**

9. NEW BUSINESS

- A. Discussion and Possible Direction to Staff Regarding Agreement for Communications Infrastructure Expansion

**Chief Rose reminded the Board that Priority Ambulance will begin working in the area once they receive their paper CON. Priority would like to move into the Prescott Regional Communications Center (PRCC) so they may dispatch jointly with Fire, but PRCC would need to expand the areas to which they can dispatch, including Wickenburg and Williams. The ability is there; Priority would pay the monthly fee for the private Yarnell site. Chief Freitag added that CAFMA would own and maintain the equipment, and that this is something that falls under Agency long-term plans to expand, but this would push up the timeline.**

**Chair Zurcher instructed Staff to begin looking at frequencies and continue working on the agreement.**

- B. Discussion and Possible Approval to Purchase a Warehouse Delivery Vehicle Not to Exceed \$85,000

**Chief Rose reminded the Board that a Warehouse vehicle was discussed in a previous Board meeting, but a vehicle was not available at the time. He reported that there is currently a vehicle available in Pennsylvania that will be available in July. The price out the door is \$70,995, not including tax and tags.**

**Motion to approve the purchase of a Warehouse delivery vehicle not to exceed \$85,000.**

Move: Darlene Packard Second: Rick Anderson Status: Passed

Yes: Dave Dobbs, Darlene Packard, Matt Zurcher, Rick Anderson

- C. Discussion and Possible Action Regarding Fire Chief's Evaluation

Chief Tharp advised the Board that the Fire Chief's evaluation is scheduled for next month in Open Session. Board members have been emailed the evaluation form, and should return completed evaluations to Chief Tharp or to their CAFMA representative.

Attorney Cornelius confirmed that Chief Freitag wants his evaluation in Open Session.

10. ADJOURNMENT

**Motion to adjourn at 6:17 p.m.**

Move: Darlene Packard Second: Rick Anderson Status: Passed

Yes: Dave Dobbs, Darlene Packard, Matt Zurcher, Rick Anderson

DRAFT





*CAPTAIN K. POSTULA*

# ***CENTRAL ARIZONA FIRE DRONE PROGRAM***





# **CENTRAL ARIZONA FIRE**



# PROGRAM HISTORY

- December 2018 Structure Fire Inspiration
  - County Building Department Used Their Drone
- Research Drone Program Implementation
  - Significant Process for Public Agencies
- Policies, Procedures, Training, Budget
- Form 107 Certified
- First Day In Service 9-18-2019
- First Fire Department Drone Program Locally
- Currently 6 Pilots (In Training)



# HOW DO DRONES HELP?



- Real Time Aerial View (Up to 400 Feet)
- Force Multiplier
  - (Cover Ground Faster)
- Increase Situational Awareness
- Improve Firefighter and Public Safety
- Improve Documentation and After Action Reviews
- Aides In Preplanning
- Able to Live Stream an Incident to Command
- High Resolution Ortho Mosaic Maps



An aerial, top-down view of a blue and white fire truck, labeled "E-54", positioned on a wet, dark asphalt street at night. The truck is facing away from the camera, showing its rear. The wet pavement reflects the ambient light, creating a glossy effect. The surrounding area is dark, with some patches of snow or ice visible on the left side. The text "WHEN DO WE USE OUR DRONES?" is overlaid in large, bold, white letters with a red outline, centered over the truck and the wet pavement.

**WHEN DO WE USE  
OUR DRONES?**


# STRUCTURE FIRES

- Aerial View of Resources
- Hazard ID
- Assessing Structural Stability
- Exposure Awareness
- Fire/Heat Location with FLIR (Forward Looking Infrared)
- Active 360
- Scene Mapping
- IC Can Make Informed Decisions





2020-01-21 23:17:16  
-112.23026 +34.52543





# WILDLAND FIRES



- **Prior To Arrival of Forest Service or State Air Attack**
- **Increase Situational Awareness**
- **Determine Exposures**
- **Identify Fire Spread and Head Direction**
- **Identify Shelter/Safety/Evacuation/Escape Routes**
- **Mop Up (Hot Spot ID)**
- **Incident Mapping**

# HAZMAT

- Provide Aerial Reconnaissance and Remote Hazmat Monitoring
- ID of an Environment that is IDLH
- Capability to Quickly ID Injured Persons
- Determine Exposure Issues
- Determine the Problem (Leaking/Ruptured Tank, Broken Valve, Fire/Flame Impingement, Structural Integrity, Direction of Spill Flow, etc.).
- Hazardous Polymerization/Reactive Chemical ID (FLIR)
- Chemical ID
- Increase Situational Awareness



# SEARCH AND RESCUE



- Swift Water

- Scout Down Stream or Locate Victims
- Scout Upstream to ID floating Hazards
- Able to Deliver a LifeVest to a Victim

- MVA's

- Located Victims During an Ejection

- Trail Rescues

- Visual Beacon
- Help Assess Routes For Rescue Team

- Missing Children or Elderly



# TRAINING AND PREPLANNING

- A Tool For After Action Reviews
- Training Videos
- Incident Pre-plans
  - High Resolution Maps
- Risk Assessments
- Damage Assessments
- Support Services
  - Facilities and IT-Infrastructure Inspection
- Promoting Our Organization
  - Public Education



# CAFMA'S FLEET

## Mavic 2 Enterprise Dual x2

- 4K and FLIR Cameras
- Digital Zoom
- Strobe, Spotlight, Speaker Payloads
- 30 Min Flight Time Per Battery
  - U-Pick It Fire (2.5 hrs Airtime)
- 2 Mile Range



# **CAFMA'S FLEET** Continued...

## **Mavic Mini 2 Training Drone**

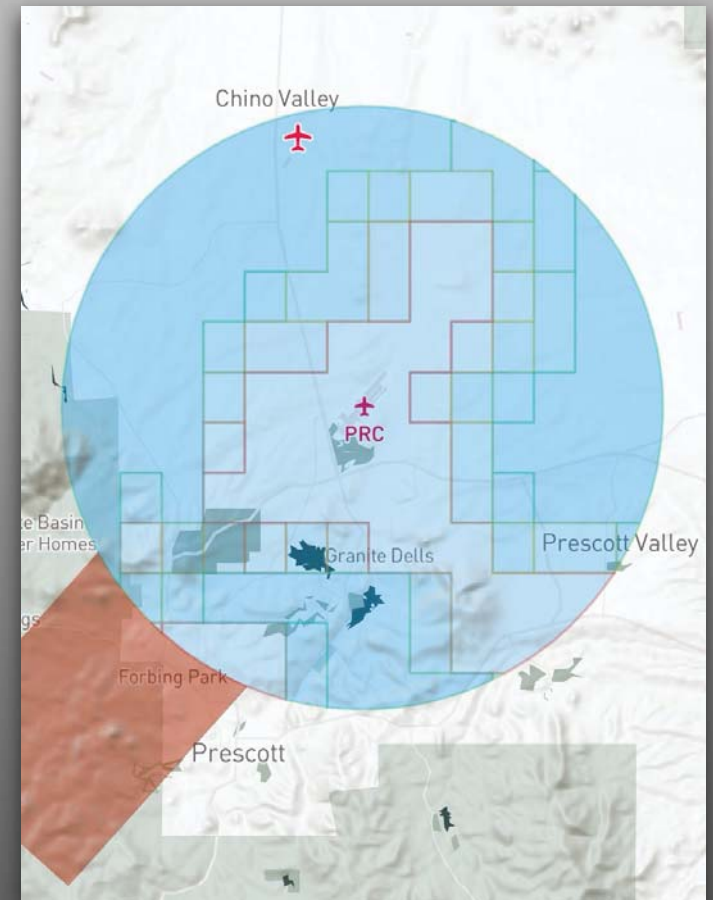
- **4K Camera**
- **Same Flight Controls as Main Aircraft**
- **31 Min Flight Time Per Battery**
- **2 Mile Range**





# CURRENT LIMITATIONS

- **Airspace**
  - **Class D Airspace**
- **Weather**
  - **Not Waterproof**
- **Extreme Heat/Cold**
  - **Batteries Limited To 95 Degrees F**
- **Batteries**
  - **Full Battery Storage**
- **Small FLIR Sensor**
  - **Limited Ability To Search For People**
- **FAA Remote ID Laws**
- **Line Of Sight**
- **400 FT AGL**



# DRONE PROGRAM FUTURE

- New Pilots Being Trained
  - At Least One Pilot in Each Battalion/ Each Shift
- 1 Drone in Each Battalion
  - Goal is to Store Them On BC Trucks
- Quarterly Training Development
- Certificate of Authority
  - Allows CAFMA to Have Its Own Predetermined Airspace with the FAA
  - Ability to Train Numerous Pilots In House
  - This Will Allow Us To Fly Where Needed



# DRONE PROGRAM FUTURE



- Grant Funding For New More Capable Aircraft
  - **Matrice M30T**
    - Superior Infrared
      - Search and Rescue
    - 200x Zoom
    - 42 Min Flight Time
    - Waterproof
    - Extreme Heat/Cold Capable
    - Laser Range-Finding
    - Future Base Station Ready

CENTRAL ARIZONA  
FIRE

**QUESTIONS?**

DRONE RESPONSE TEAM

The Central Arizona Fire and Medical Authority Board of Directors have reviewed and approved the following financial documents to include Income Statements, Balance Sheets, and Bank Reconciliations with supporting documents, Revenue and Expenditure Graphs, and Cash Flow Projections in compliance with A.R.S. § 48-805, 807.

CAFMA General Fund

---

Fire Board Chairperson Date

---

Fire Board Clerk Date

**Signature indicating approval on next page**

**CENTRAL ARIZONA FIRE AND MEDICAL AUTHORITY**  
**CHECK RECONCILIATION MAY, 2022**

**Reconciliation:**

Beginning Balance:	\$ 6,063,810.10
Fire District Deposits:	\$ 186,704.94
Other: FEMA Safer Grant Reimbursement	\$ 429,385.02
Other: AMEX Incentive Rebate	\$ 1,489.32
Disbursements:	\$ (3,348,919.44)
Transfer In: Fire Authority Funding	\$ 6,447,436.14
Outstanding Deposits: Warrant #0756722723	\$ 354,281.44

**Ending Balance:** \$ 10,134,187.52

**Difference Between Balances:** \$ -

**Bank Statement Balance:**

Balance Per Bank:	\$ 10,121,854.25
Outstanding Checks:	\$ (341,948.17)
Outstanding Deposits: Warrant #0756722723	\$ 354,281.44
	\$ -
	\$ -
	\$ -

**Ending Balance:** \$ 10,134,187.52

**G/L Ending Balance:** \$ 10,134,187.52

\$ 10,134,187.52

**Deposits Per Bank Statement:**

Fire District Deposits:	\$ 186,704.94
Interest Income:	\$ -
Transfer In From CHINO:	\$ 1,278,123.77
Transfer In From CYFD:	\$ 5,169,312.37
Other: AMEX Incentive Rebate	\$ 1,489.32
Other: FEMA Safer Grant Deposit	\$ 429,385.02

**Ending Balance:** \$ 7,065,015.42

**Bank Reconciliation Register:**

Checks From Accounts Payable:	\$ 3,171,778.72
GL JE: Compound Error-Warrant #0756722723	\$ 177,140.72
<b>Total Accounts Payable:</b>	<b>\$ 3,348,919.44</b>
Deposits From Accounts Receivable:	\$ 186,704.94
General Ledger Journal Entries:	\$ 7,232,591.92
Outstanding Deposits: Warrant #0756722723	\$ (354,281.44)

**Ending Balance:** \$ 7,065,015.42

**Reconciliation Approved By:**

**Scott Freitag**

Digitally signed by Scott Freitag  
Date: 2022.06.17 15:09:56  
-07'00'

*Scott Freitag, Fire Chief*

**Reconciliation Reviewed By:**

**Dave Tharp**

Digitally signed by Dave Tharp  
Date: 2022.06.13 16:57:19  
-07'00'

*David Tharp, Assistant Chief of Administration*

**Reconciliation Prepared By:**

**Karen Mauldin**

Digitally signed by Karen Mauldin  
Date: 2022.06.10 14:42:34  
-07'00'

*Karen Mauldin, Finance Manager*





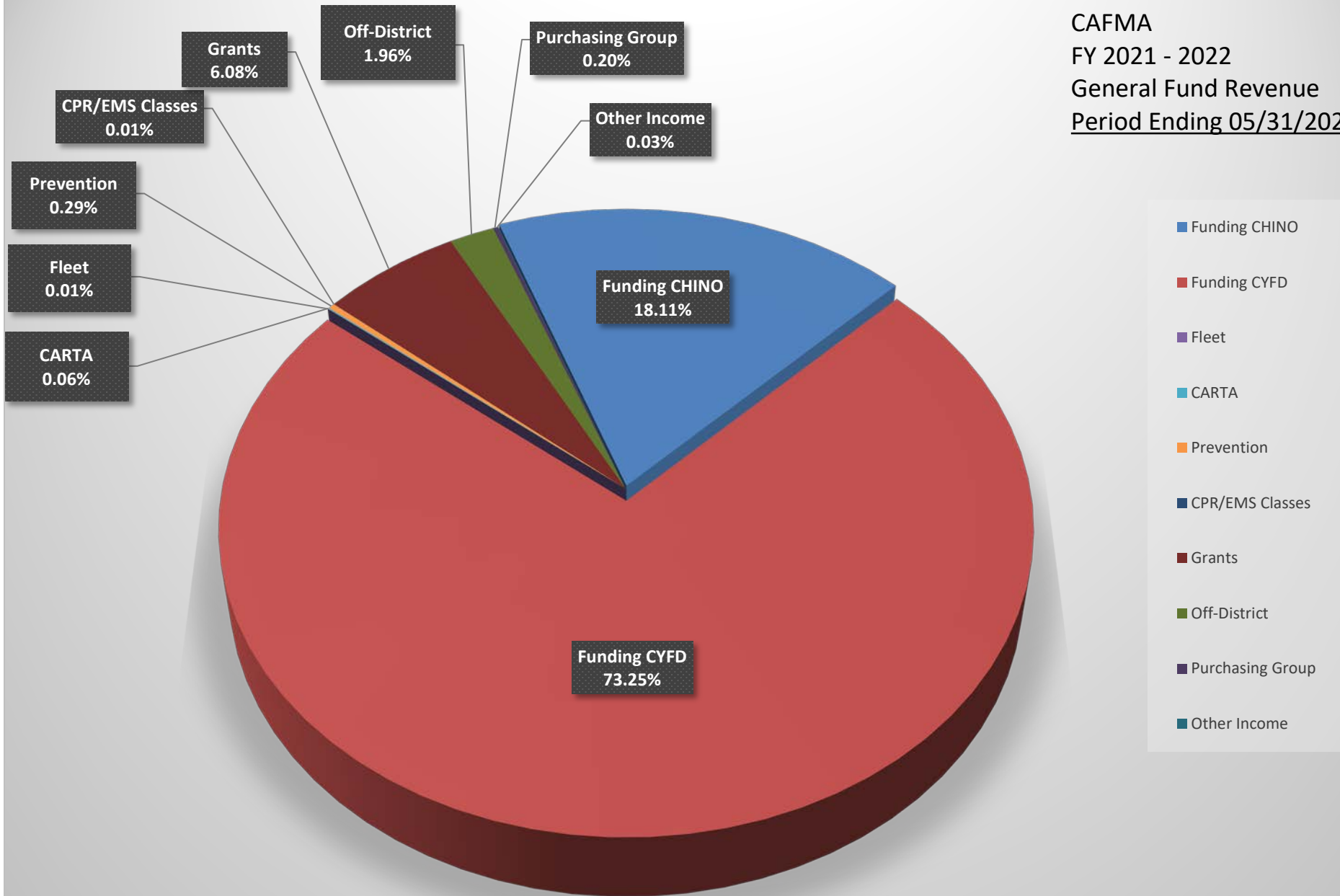
## 2021 - 2022 Cash Flow by Month : MAY

	ACTUAL											PROJECTED
	July	Aug.	Sept.	Oct.	Nov.	Dec.	Jan.	Feb.	March	April	May	June
Revenues:												
Property Taxes from CYFD/CVFD	433,939	127,497	65,679	341,484	11,209,795	2,882,556	2,093,714	1,001,980	353,400	606,792	6,447,436	2,224,046
Fire Protection	161,725	34,069	11,162	2,022	2,430	1,231	3,489	939	1,827	741	120	15,000
Fee for Services	27,879	100,028	35,178	36,792	12,695	29,088	50,461	40,134	81,174	49,753	40,848	47,288
Interest Income	2,664	4,882	5,812	-	-	2,856	-	-	4,831	-	-	4,167
Grants	-	-	-	243,422	43,376	-	-	-	43,845	-	429,385	5,968
Misc. Non Levy	106,773	343,642	268,199	322,066	643,989	206,379	1,756	24,965	4,749	821	140,727	7,617
RevenueTotals:	732,980	610,117	386,030	945,787	11,912,285	3,122,109	2,149,420	1,068,017	489,826	658,108	7,058,516	2,304,086
Expenditures:												
Personnel Costs	1,881,647	1,855,434	2,427,509	1,921,987	2,269,458	1,645,483	1,466,879	1,316,167	1,300,524	1,305,361	2,294,134	1,870,112
Supplies	95,442	149,957	141,357	120,474	152,809	210,219	157,229	270,516	183,188	297,080	288,117	198,333
Utilites	17,197	20,077	14,755	13,842	21,518	43,197	19,843	18,034	18,836	14,158	33,494	21,302
Other Service Expenses	64,967	99,747	172,449	81,470	279,946	107,025	136,417	118,805	183,004	311,612	172,465	162,118
Capital Expenses	22,641	2,260	2,207,855	32,941	89,099	7,298	785,527	82,598	18,935	36,069	334,543	220,190
ExpenditureTotals:	2,081,893	2,127,476	4,963,925	2,170,714	2,812,830	2,013,222	2,565,896	1,806,121	1,704,488	1,964,281	3,122,753	2,472,055
Monthly Net Cash	(1,348,913)	(1,517,358)	(4,577,895)	(1,224,928)	9,099,455	1,108,887	(416,475)	(738,104)	(1,214,662)	(1,306,173)	3,935,763	(167,969)
Cumulative Net Cash	(100,365)	(1,617,723)	(6,195,619)	(7,420,546)	1,678,909	2,787,796	2,371,321	1,633,217	418,555	(887,618)	3,048,145	
Cash Balance ** (Carryover)	1,248,548	(268,810)	(4,846,706)	(6,071,633)	3,027,822	4,136,709	3,720,233	2,982,129	1,767,467	461,294	4,397,057	
Capital Reserve	6,945,677	6,948,137	1,762,762	1,762,762	1,762,762	1,763,801	6,019,260	6,019,260	6,020,303	6,020,303	6,020,303	

**CENTRAL ARIZONA FIRE AND MEDICAL AUTHORITY**  
**REVENUE GRAPH DATA**

		<b>YTD</b>	
	<b>Revenue</b>	<b>Budget</b>	<b>%</b>
Funding CHINO	\$ 1,278,124	\$ 5,222,136	18.11
Funding CYFD	\$ 5,169,312	\$ 21,466,421	73.25
Fire Protection	\$ 120	\$ 180,000	0.00
Fleet	\$ 866	\$ 40,000	0.01
CARTA	\$ 4,000	\$ 41,000	0.06
Prevention	\$ 20,653	\$ 81,730	0.29
CPR/EMS Classes	\$ 900	\$ 194,725	0.01
Grants	\$ 429,385	\$ 50,000	6.08
Off-District	\$ 138,572	\$ 50,000	1.96
Purchasing Group	\$ 14,429	\$ 210,000	0.20
Other Income	\$ 2,154	\$ 113,018	0.03
<b>TOTALS:</b>	<b>\$ 7,058,516</b>	<b>\$ 27,649,030</b>	<b>100.00</b>

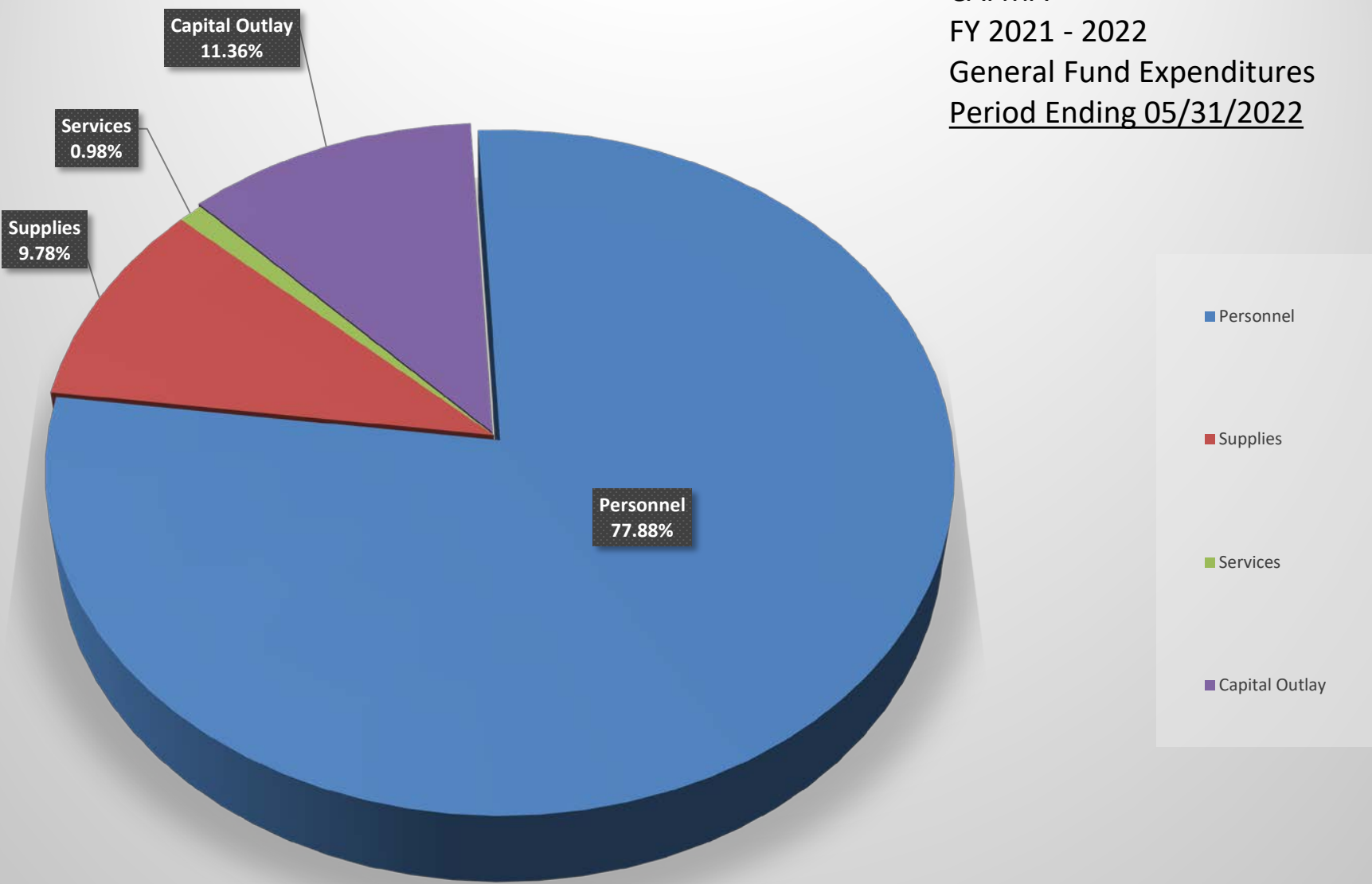
CAFMA  
FY 2021 - 2022  
General Fund Revenue  
Period Ending 05/31/2022



**CENTRAL ARIZONA FIRE AND MEDICAL AUTHORITY  
EXPENSE GRAPH DATA**

		<b>YTD</b>	
<b>Expense</b>		<b>Budget</b>	<b>%</b>
Personnel	\$ 2,294,134	\$ 22,441,346	77.88
Supplies	\$ 288,117	\$ 2,380,000	9.78
Services	\$ 28,819	\$ 2,201,044	0.98
Capital Outlay	\$ 334,543	\$ 2,642,274	11.36
<b>TOTAL:</b>	<b>\$ 2,945,612</b>	<b>\$ 29,664,664</b>	<b>100.00</b>

CAFMA  
FY 2021 - 2022  
General Fund Expenditures  
Period Ending 05/31/2022



**CENTRAL ARIZONA FIRE AND MEDICAL AUTHORITY**  
**GENERAL FUND - MAY, 2022**

---

Transfer In: Chino Valley Fire District	1,278,123.77
Transfer In: Central Yavapai Fire District	5,169,312.37
Fire District Deposits:	186,704.94
Other: American Express Incentive Rebate	1,489.32
Other: FEMA Safer Grant	429,385.02
Interest Received:	0.00

---

<b>TOTAL</b>	<b>\$7,065,015.42</b>
--------------	-----------------------

---





# Yavapai County Treasurer

## Monthly Statement

Date Range: 5/1/2022 to 5/31/2022

**CAFMA - General Fund**  
**Fund: 6067340500**



# Yavapai County Treasurer

## Monthly Statement

Date Range: 5/1/2022 to 5/31/2022

Account	Period	YTD		
<b>6067340500</b>	<b>CAFMA-General Fund</b>			
Begin Balance:	6,100,382.51	6,766,053.58		
Income:	7,065,015.42	34,430,332.94		
LOC Advance:	.00	.00		
Expense:	(3,043,543.68)	(31,074,532.27)	LOC:	.00
LOC Payments:	.00	.00	Warrants Outstanding:	(238,020.99)
Cash Balance:	10,121,854.25	10,121,854.25	End:	9,883,833.26

### Monthly Statement Summary

Source Code	Description		MTDAmount	YTDAmount
<b>6067340500</b>	<b>CAFMA-General Fund</b>	<b>Beginning Balance:</b>	6,100,382.51	6,766,053.58
37122.0	Fire District Deposit		617,579.28	3,665,375.76
38109.0	Interest on Investments St Treas		.00	8,638.13
38113.0	Interest on Investments-Wells Fargo		.00	3,101.81
7376.0	Transfer in		6,447,436.14	30,753,217.24
91032.0	Warrants Redeemed		(3,043,543.68)	(24,276,181.55)
91702.0	Transfer out		.00	(4,255,459.00)
91707.0	Wire Transfer by County Treasurer		.00	(2,191,418.51)
92190.0	Bond Interest Payment		.00	(351,473.21)
		<b>Ending Balance:</b>	<b>10,121,854.25</b>	<b>10,121,854.25</b>

5



# Yavapai County Treasurer

## Monthly Statement

Date Range: 5/1/2022 to 5/31/2022

### Monthly Statement Detail

Date	Notes	Doc #	Amount	C/D
<b>6067340500 CAFMA-General Fund</b>			<b>Beginning Balance: 6,100,382.51</b>	
37122.0 Fire District Deposit			Source Code Total: 617,579.28	
05/05	CAFMA	0	11,664.90	C ✓
05/05	CAFMA	0	9,840.74	C ✓
05/11	CAFMA - AMERICAN EXPRESS	0	1,489.32	C ✓
05/11	CAFMA - FEMA	0	286,149.27	C ✓
05/12	DEPOSIT	0	8,601.37	C ✓
05/19	CAFMA	0	141,127.48	C ✓
05/19	CAFMA	0	5,987.77	C ✓
05/25	CAFMA - <i>Fema</i>	0	143,235.75	C ✓
05/26	Deposit	0	9,482.68	C ✓
7376.0 Transfer in			Source Code Total: 6,447,436.14	
05/16	Transfer Request per km	0	1,278,123.77	C ✓
05/16	Transfer Request per km	0	5,169,312.37	C ✓
91032.0 Warrants Redeemed			Source Code Total: (3,043,543.68)	
05/02	Paid Warrants	0	(4,450.62)	D
05/03	Paid Warrants	0	(648,243.34)	D
05/04	Paid Warrants	0	(9,945.50)	D
05/05	Paid Warrants	0	(12,706.34)	D
05/06	Paid Warrants	0	(264,827.46)	D
05/09	Paid Warrants	0	(7,607.68)	D
05/10	Paid Warrants	0	(63,658.39)	D
05/11	Paid Warrants	0	(3,020.67)	D
05/12	Error correction - Not CAFMA - <i>Error Compounded</i>	0	(177,140.72)	D *
05/17	Paid Warrants	0	(730,480.83)	D
05/19	Paid Warrants	0	(14,997.38)	D
05/20	Paid Warrants	0	(73,606.54)	D
05/23	Paid Warrants	0	(314,664.73)	D
05/24	Paid Warrants	0	(63,349.18)	D
05/25	Paid Warrants	0	(2,825.98)	D
05/26	Paid Warrants	0	(3,427.08)	D
05/27	Paid Warrants	0	(648,591.24)	D
<b>6067340500 CAFMA-General Fund</b>			<b>Ending Balance: 10,121,854.25</b>	

### Warrant Detail

Payee Name	Warrant	Amount	Issue Dt	Status Dt	Voucher
<b>6067340500 CAFMA-General Fund</b>		Account Total: 3,104,423.95			
Fund: 5673		Fund Total: 3,104,423.95			
Status: OUTS		Status Total: 238,020.99			
/	0706732965	43,676.52	05/16/22	06/01/22	

\* Fixed incorrectly. Per Treasurer, error corrected 6/3/22. Will see adjustment of \$354,281.74 on June Statement - km 6/8/22 per T. Longfeld.



# Yavapai County Treasurer

## Monthly Statement

Date Range: 5/1/2022 to 5/31/2022

/	0706732993	541.22	05/26/22	06/01/22	
/	0706732994	467.73	05/26/22	06/01/22	
/	0706732995	3,507.02	05/26/22	06/01/22	
/	0706732996	35.00	05/26/22	06/01/22	
/	0706732998	581.90	05/26/22	06/01/22	
/	0706732999	25.65	05/26/22	06/01/22	
/	0706733003	2,775.20	05/26/22	06/01/22	
/	0706733008	118.97	05/26/22	06/01/22	
/	0706733010	16.16	05/26/22	06/01/22	
/	0706733012	93.45	05/26/22	06/01/22	
/	0706733013	398.07	05/26/22	06/01/22	
/	0706733014	455.76	05/26/22	06/01/22	
/	0706733016	672.28	05/26/22	06/01/22	
/	0706733018	114.60	05/26/22	06/01/22	
/	0706733021	140.00	05/26/22	06/01/22	
/	0706733022	178,348.09	05/26/22	06/01/22	
/	0706733023	710.00	05/26/22	06/01/22	
/	0706733028	567.74	05/26/22	06/01/22	
/	0706733029	3,445.00	05/26/22	06/01/22	
/	0706733033	9.81	05/26/22	06/01/22	
/	0706733034	1,320.82	05/26/22	06/01/22	
Status: PAID		Status Total: 2,866,402.96			
/	0706732692	11,730.76	04/04/22	05/10/22	
/	0706732710	313.17	04/04/22	05/10/22	
/	0706732723	76.37	04/18/22	05/03/22	
/	0706732760	8,868.00	04/18/22	05/04/22	
/	0706732762	1,077.50	04/18/22	05/04/22	
/	0706732764	4,450.62	04/18/22	05/02/22	
/	0706732767	4,800.00	04/18/22	05/03/22	
/	0706732785	1,850.99	04/18/22	05/03/22	
/	0706732794	945.90	05/02/22	05/17/22	
/	0706732795	3,871.94	05/02/22	05/06/22	
/	0706732796	4,218.17	05/02/22	05/09/22	
/	0706732797	406.78	05/02/22	05/05/22	
/	0706732798	467.73	05/02/22	05/06/22	
/	0706732799	18,723.45	05/02/22	05/06/22	
/	0706732803	20,492.32	05/02/22	05/06/22	
/	0706732804	5.00	05/02/22	05/06/22	
/	0706732805	57.10	05/02/22	05/10/22	
/	0706732806	1,079.21	05/02/22	05/06/22	



# Yavapai County Treasurer

## Monthly Statement

Date Range: 5/1/2022 to 5/31/2022

/	0706732807	26.04	05/02/22	05/10/22	
/	0706732808	2,920.26	05/02/22	05/03/22	
/	0706732809	638,595.72	05/02/22	05/03/22	
/	0706732811	36,931.89	05/02/22	05/06/22	
/	0706732812	461.61	05/02/22	05/06/22	
/	0706732813	5,850.00	05/02/22	05/05/22	
/	0706732814	7,088.06	05/02/22	05/06/22	
/	0706732815	21.58	05/02/22	05/06/22	
/	0706732817	5,336.56	05/02/22	05/05/22	
/	0706732818	951.83	05/02/22	05/11/22	
/	0706732819	7,096.70	05/02/22	05/10/22	
/	0706732820	493.10	05/02/22	05/09/22	
/	0706732822	36.09	05/02/22	05/10/22	
/	0706732823	96.83	05/02/22	05/06/22	
/	0706732824	43.25	05/02/22	05/05/22	
/	0706732825	2,216.37	05/02/22	05/10/22	
/	0706732826	224.74	05/02/22	05/09/22	
/	0706732827	8,625.49	05/02/22	05/10/22	
/	0706732828	253.87	05/02/22	05/11/22	
/	0706732829	515.16	05/02/22	05/11/22	
/	0706732830	515.22	05/02/22	05/09/22	
/	0706732831	171,961.43	05/02/22	05/06/22	
/	0706732832	371.94	05/02/22	05/10/22	
/	0706732833	1,299.81	05/02/22	05/11/22	
/	0706732834	1,205.09	05/02/22	05/19/22	
/	0706732835	408.00	05/02/22	05/05/22	
/	0706732836	283.00	05/02/22	05/19/22	
/	0706732837	6.71	05/02/22	05/05/22	
/	0706732839	100.00	05/02/22	05/19/22	
/	0706732840	568.76	05/02/22	05/10/22	
/	0706732841	655.04	05/02/22	05/05/22	
/	0706732842	1,043.76	05/02/22	05/06/22	
/	0706732843	283.66	05/02/22	05/09/22	
/	0706732844	1,229.05	05/02/22	05/09/22	
/	0706732845	1,555.70	05/02/22	05/06/22	
/	0706732846	628.25	05/02/22	05/06/22	
/	0706732847	231.00	05/02/22	05/10/22	
/	0706732848	32,384.97	05/02/22	05/10/22	
/	0706732849	643.74	05/02/22	05/09/22	
/	0706732850	374.76	05/02/22	05/06/22	





# Yavapai County Treasurer

## Monthly Statement

Date Range: 5/1/2022 to 5/31/2022

/	0706732852	23.94	05/02/22	05/06/22	
/	0706732853	33.00	05/16/22	05/25/22	
/	0706732854	1,330.00	05/16/22	05/20/22	
/	0706732855	2,811.31	05/16/22	05/24/22	
/	0706732856	6.53	05/16/22	05/24/22	
/	0706732857	20,979.75	05/16/22	05/24/22	
/	0706732859	81,137.12	05/16/22	05/23/22	
/	0706732880	12,572.23	05/16/22	05/23/22	
/	0706732881	656.50	05/16/22	05/19/22	
/	0706732882	36,454.25	05/16/22	05/24/22	
/	0706732883	3,373.74	05/16/22	05/19/22	
/	0706732884	9,536.66	05/16/22	05/23/22	
/	0706732887	120.00	05/16/22	05/23/22	
/	0706732888	1,246.00	05/16/22	05/24/22	
/	0706732889	2,550.00	05/16/22	05/23/22	
/	0706732890	758.98	05/16/22	05/20/22	
/	0706732891	718,015.65	05/16/22	05/17/22	
/	0706732893	11,519.28	05/16/22	05/17/22	
/	0706732896	22.06	05/16/22	05/24/22	
/	0706732897	282.65	05/16/22	05/19/22	
/	0706732898	14,961.02	05/16/22	05/23/22	
/	0706732899	1,875.00	05/16/22	05/19/22	
/	0706732900	133.09	05/16/22	05/26/22	
/	0706732901	144.82	05/16/22	05/23/22	
/	0706732902	240.81	05/16/22	05/23/22	
/	0706732945	1,983.74	05/16/22	05/19/22	
/	0706732946	229.28	05/16/22	05/24/22	
/	0706732947	111.03	05/16/22	05/23/22	
/	0706732948	89.82	05/16/22	05/19/22	
/	0706732949	173,485.29	05/16/22	05/23/22	
/	0706732950	2,390.00	05/16/22	05/26/22	
/	0706732951	903.99	05/16/22	05/26/22	
/	0706732952	12,031.84	05/16/22	05/23/22	
/	0706732953	1,416.16	05/16/22	05/23/22	
/	0706732954	654.37	05/16/22	05/25/22	
/	0706732955	1,761.50	05/16/22	05/20/22	
/	0706732956	1,600.00	05/16/22	05/24/22	
/	0706732957	65.46	05/16/22	05/20/22	
/	0706732958	54,597.90	05/16/22	05/20/22	
/	0706732959	3,012.64	05/16/22	05/20/22	



# Yavapai County Treasurer

## Monthly Statement

Date Range: 5/1/2022 to 5/31/2022

/	0706732964	102.29	05/16/22	05/23/22	
/	0706732966	350.00	05/16/22	05/25/22	
/	0706732967	637.57	05/16/22	05/25/22	
/	0706732969	1,317.21	05/16/22	05/23/22	
/	0706732970	441.10	05/16/22	05/25/22	
/	0706732972	420.00	05/16/22	05/20/22	
/	0706732973	1,500.00	05/16/22	05/20/22	
/	0706732974	3,178.35	05/16/22	05/20/22	
/	0706732975	6,611.27	05/16/22	05/20/22	
/	0706732977	3,518.78	05/16/22	05/19/22	
/	0706732978	140.58	05/16/22	05/25/22	
/	0706732979	1,186.52	05/16/22	05/19/22	
/	0706732980	280.42	05/16/22	05/20/22	
/	0706732981	442.54	05/16/22	05/19/22	
/	0706732982	220.00	05/16/22	05/23/22	
/	0706732983	4,543.25	05/16/22	05/23/22	
/	0706732984	90.02	05/16/22	05/20/22	
/	0706732985	569.36	05/16/22	05/25/22	
/	0706732986	175.00	05/16/22	05/23/22	
/	0706733000	648,591.24	05/26/22	05/27/22	
		Count	Amount		
Total OUTS:		22	238,020.99		
Total PAID:		118	2,866,402.96		

**CENTRAL ARIZONA FIRE AND MEDICAL AUTHORITY**  
**CAPITAL RESERVE FUND - MAY, 2022**

---

Interest Received:	0.00
Other:	0.00
Other:	0.00

---

<b>TOTAL</b>	<b>\$0.00</b>
--------------	---------------

---

---



# Yavapai County Treasurer

## Monthly Statement

Date Range: 5/1/2022 to 5/31/2022

**CAFMA-Capital Reserve Fund  
(CAFMA)**







# Yavapai County Treasurer

## Monthly Statement

Date Range: 5/1/2022 to 5/31/2022

Account	Period	YTD		
<b>6067340200</b>	<b>CAFMA-Capital Reserve Fund</b>			
Begin Balance:	6,020,302.61	6,944,482.40		
Income:	.00	4,264,763.72		
LOC Advance:	.00	.00		
Expense:	.00	(5,188,943.51)	LOC:	.00
LOC Payments:	.00	.00	Warrants Outstanding:	.00
Cash Balance:	6,020,302.61	6,020,302.61	End:	6,020,302.61

### Monthly Statement Summary

Source Code	Description		MTDAmount	YTDAmount
6067340200 CAFMA-Capital Reserve Fund		Beginning Balance:	6,020,302.61	6,944,482.40
38109.0	Interest on Investments St Treas		.00	5,198.93
38113.0	Interest on Investments-Wells Fargo		.00	4,105.79
7376.0	Transfer in		.00	4,255,459.00
91702.0	Transfer out		.00	(5,188,943.51)
		Ending Balance:	6,020,302.61	6,020,302.61

### Monthly Statement Detail

Date	Notes	Doc #	Amount	C/D
------	-------	-------	--------	-----

**CENTRAL ARIZONA FIRE AND MEDICAL AUTHORITY**  
**PSPRS Contingency Reserve Fund - May, 2022**

---

Interest Received:	0.00
Other:	0.00
Other:	0.00

---

TOTAL	\$0.00
-------	--------

---



# Yavapai County Treasurer

## Monthly Statement

Date Range: 5/1/2022 to 5/31/2022

CAFMA  
6067340700  
PSPRS



# Yavapai County Treasurer

## Monthly Statement

Date Range: 5/1/2022 to 5/31/2022

Account	Period	YTD		
<b>6067340700</b>	<b>CAFMA PSPRS Contingency Reserve Fund</b>			
Begin Balance:	2,000,000.00	.00		
Income:	.00	10,000,000.00		
LOC Advance:	.00	.00		
Expense:	.00	(8,000,000.00)	LOC:	.00
LOC Payments:	.00	.00	Warrants Outstanding:	.00
Cash Balance:	2,000,000.00	2,000,000.00	End:	2,000,000.00

### Monthly Statement Summary

Source Code	Description	MTDAmount	YTDAmount
<b>6067340700 CAFMA PSPRS Contingency Reserve Fund</b>	<b>Beginning Balance:</b>	2,000,000.00	.00
37122.0	Fire District Deposit	.00	10,000,000.00
91707.0	Wire Transfer by County Treasurer	.00	(8,000,000.00)
	<b>Ending Balance:</b>	<b>2,000,000.00</b>	<b>2,000,000.00</b>

### Monthly Statement Detail

Date	Notes	Doc #	Amount	C/D
------	-------	-------	--------	-----

Bank Reconciliation Summary

For the Bank Statement ending: 5/31/2022

BANK CONTROL ID: CAFMA - GENERAL FUND		DESC: GENERAL FUND	ACCOUNT NO: 1100
Beginning Balance:	05/01/22		\$6,100,382.51
Deposits and Credits:			\$7,065,015.42
Checks and Charges:			(\$3,043,543.68)
Adjustments:			\$0.00
Ending Balance Per Reconciliation:			<u>\$10,121,854.25</u>
Ending Balance Per Bank Statement:	05/31/22		\$10,121,854.25
* Outstanding Deposits and Credits:	05/31/22		\$354,281.44
* Outstanding Checks and Charges:	05/31/22		(\$341,948.17)
Ending Book Balance:			<u>\$10,134,187.52</u>



**CAFMA-Central Arizona Fire and Medical**

BR Checks and Charges Cleared

For the Bank Statement ending: 5/31/22

CAFMA	General Fund	General Fund	1100
-------	--------------	--------------	------

Date	Document	Description	Module	Company	Amount
12/13/21	756742178	Prescott Steel & Welding	AP	CAFMA	\$56.91
12/13/21	756742178	Prescott Steel & Welding	AP	CAFMA	(\$56.91)
12/27/21	756742236	Johnson Mark, LLC	AP	CAFMA	\$32.56
12/27/21	756742236	Johnson Mark, LLC	AP	CAFMA	(\$32.56)
01/10/22	756742320	Republic EVS	AP	CAFMA	\$190,176.10
01/10/22	756742320	Republic EVS	AP	CAFMA	(\$190,176.10)
01/24/22	756742365	SC Audit & Accounting Solution	AP	CAFMA	\$1,463.00
01/24/22	756742365	SC Audit & Accounting Solution	AP	CAFMA	(\$1,463.00)
04/04/22	756742692	Municipal Emergency Svcs Inc	AP	CAFMA	\$11,730.76
04/04/22	756742710	State 48 Recycling Inc	AP	CAFMA	\$313.17
04/18/22	756742723	Action Graphics	AP	CAFMA	\$76.37
04/18/22	756742760	HDA Architects, LLC	AP	CAFMA	\$8,868.00
04/18/22	756742762	Int'l Society of Fire Svc Ins	AP	CAFMA	\$1,077.50
04/18/22	756742764	Kevin Lollar Electric, LLC	AP	CAFMA	\$4,450.62
04/18/22	756742767	Mobile Wireless LLC	AP	CAFMA	\$4,800.00
04/18/22	756742785	Besonson Tools LLC	AP	CAFMA	\$1,850.99
05/02/22	756742794	Action Graphics	AP	CAFMA	\$945.90
05/02/22	756742795	Amsoil Inc	AP	CAFMA	\$3,871.94
05/02/22	756742796	APS	AP	CAFMA	\$4,218.17
05/02/22	756742797	Bennett Oil	AP	CAFMA	\$406.78
05/02/22	756742798	Best Pick Disposal, Inc	AP	CAFMA	\$467.73
05/02/22	756742799	Bound Tree Medical LLC	AP	CAFMA	\$18,723.45
05/02/22	756742803	Bullock Equipment LLC	AP	CAFMA	\$20,492.32
05/02/22	756742804	B & W Fire Security Systems	AP	CAFMA	\$5.00
05/02/22	756742805	Sparklight	AP	CAFMA	\$57.10
05/02/22	756742806	CenturyLink	AP	CAFMA	\$1,079.21
05/02/22	756742807	CenturyLink	AP	CAFMA	\$26.04
05/02/22	756742808	Chase Bank	AP	CAFMA	\$2,920.26
05/02/22	756742809	Chase Bank	AP	CAFMA	\$638,595.72
05/02/22	756742811	City of Prescott	AP	CAFMA	\$36,931.89
05/02/22	756742812	City of Prescott	AP	CAFMA	\$461.61
05/02/22	756742813	Coppersmith Brockelman PLC	AP	CAFMA	\$5,850.00
05/02/22	756742814	Law Off. of Nicolas Cornelius	AP	CAFMA	\$7,088.06
05/02/22	756742815	Cummins Rocky Mountain LLC	AP	CAFMA	\$21.58
05/02/22	756742817	Diversified Inspections/ITL	AP	CAFMA	\$5,336.56
05/02/22	756742818	Enerspect Medical Solutions	AP	CAFMA	\$951.83
05/02/22	756742819	Envir. Syst. Research Inst Inc	AP	CAFMA	\$7,096.70
05/02/22	756742820	FACTORY MOTOR PARTS	AP	CAFMA	\$493.10
05/02/22	756742822	FEDEX	AP	CAFMA	\$36.09
05/02/22	756742823	FleetPride, Inc	AP	CAFMA	\$96.83
05/02/22	756742824	Freightliner of AZ, LLC	AP	CAFMA	\$43.25
05/02/22	756742825	Galls LLC	AP	CAFMA	\$2,216.37
05/02/22	756742826	Globalstar	AP	CAFMA	\$224.74
05/02/22	756742827	Michael M. Golightly & Assoc	AP	CAFMA	\$8,625.49
05/02/22	756742828	W.W. Grainger, Inc	AP	CAFMA	\$253.87
05/02/22	756742829	Hillyard, Inc-Flagstaff	AP	CAFMA	\$515.16
05/02/22	756742830	Interstate Batteries	AP	CAFMA	\$515.22
05/02/22	756742831	KAIROS Health Arizona, Inc	AP	CAFMA	\$171,961.43
05/02/22	756742832	Kevin Lollar Electric, LLC	AP	CAFMA	\$371.94
05/02/22	756742833	Mercury Medical Inc	AP	CAFMA	\$1,299.81
05/02/22	756742834	Mighty Oaks Foundation	AP	CAFMA	\$1,205.09
05/02/22	756742835	NFP Property and Casualty	AP	CAFMA	\$408.00
05/02/22	756742836	Lifepointe Church	AP	CAFMA	\$283.00
05/02/22	756742837	Prescott Steel & Welding	AP	CAFMA	\$6.71
05/02/22	756742839	Sandcastle Counseling, Inc	AP	CAFMA	\$100.00
05/02/22	756742840	Smart Document Solutions	AP	CAFMA	\$568.76
05/02/22	756742841	Staples Contract & Commerc.Inc	AP	CAFMA	\$655.04
05/02/22	756742842	D.G.Shoemaker & Associates Inc	AP	CAFMA	\$1,043.76
05/02/22	756742843	The Hike Shack	AP	CAFMA	\$283.66
05/02/22	756742844	Town of Prescott Valley	AP	CAFMA	\$1,229.05
05/02/22	756742845	Turbo & Electric Sales & Srvc	AP	CAFMA	\$1,555.70
05/02/22	756742846	Unisource Energy Services	AP	CAFMA	\$628.25

**CAFMA-Central Arizona Fire and Medical**

BR Checks and Charges Cleared

For the Bank Statement ending: 5/31/22

CAFMA		General Fund			1100
Date	Document	Description	Module	Company	Amount
05/02/22	756742847	United Disposal, Inc	AP	CAFMA	\$231.00
05/02/22	756742848	Wex Bank	AP	CAFMA	\$32,384.97
05/02/22	756742849	Wist Supply & Equipment Co	AP	CAFMA	\$643.74
05/02/22	756742850	XEROX FINANCIAL SERVICES	AP	CAFMA	\$374.76
05/02/22	756742852	York	AP	CAFMA	\$23.94
05/16/22	756742853	AAA Taxi	AP	CAFMA	\$33.00
05/16/22	756742854	Abel, Todd	AP	CAFMA	\$1,330.00
05/16/22	756742855	Able Saw, LLC	AP	CAFMA	\$2,811.31
05/16/22	756742856	Arizona General / Ace Hardware	AP	CAFMA	\$6.53
05/16/22	756742857	Action Communications	AP	CAFMA	\$20,979.75
05/16/22	756742859	American Express, Inc.	AP	CAFMA	\$81,137.12
05/16/22	756742880	APS	AP	CAFMA	\$12,572.23
05/16/22	756742881	Arizona PPE Recon, Inc	AP	CAFMA	\$656.50
05/16/22	756742882	Aviat US, Inc	AP	CAFMA	\$36,454.25
05/16/22	756742883	Bennett Oil	AP	CAFMA	\$3,373.74
05/16/22	756742884	Bound Tree Medical LLC	AP	CAFMA	\$9,536.66
05/16/22	756742887	Bradshaw Mtn Environmental Inc	AP	CAFMA	\$120.00
05/16/22	756742888	Sparklight	AP	CAFMA	\$1,246.00
05/16/22	756742889	CAROTHERS, ROBERT COUGAN	AP	CAFMA	\$2,550.00
05/16/22	756742890	CenturyLink	AP	CAFMA	\$758.98
05/16/22	756742891	Chase Bank	AP	CAFMA	\$718,015.65
05/16/22	756742893	Chase Card Services	AP	CAFMA	\$11,519.28
05/16/22	756742896	Chino Rentals	AP	CAFMA	\$22.06
05/16/22	756742897	City of Prescott	AP	CAFMA	\$282.65
05/16/22	756742898	Crew Boss	AP	CAFMA	\$14,961.02
05/16/22	756742899	Crisenberg, Gary	AP	CAFMA	\$1,875.00
05/16/22	756742900	Dish Network	AP	CAFMA	\$133.09
05/16/22	756742901	Enerspect Medical Solutions	AP	CAFMA	\$144.82
05/16/22	756742902	FACTORY MOTOR PARTS	AP	CAFMA	\$240.81
05/16/22	756742903	Freightliner of AZ, LLC	AP	CAFMA	\$1,983.74
05/16/22	756742903	Freightliner of AZ, LLC	AP	CAFMA	(\$1,983.74)
05/16/22	756742904	Galls LLC	AP	CAFMA	\$229.28
05/16/22	756742904	Galls LLC	AP	CAFMA	(\$229.28)
05/16/22	756742905	W.W. Grainger, Inc	AP	CAFMA	\$111.03
05/16/22	756742905	W.W. Grainger, Inc	AP	CAFMA	(\$111.03)
05/16/22	756742906	Healthcare Medical Waste Svcs	AP	CAFMA	\$89.82
05/16/22	756742906	Healthcare Medical Waste Svcs	AP	CAFMA	(\$89.82)
05/16/22	756742907	KAIROS Health Arizona, Inc	AP	CAFMA	\$173,485.29
05/16/22	756742907	KAIROS Health Arizona, Inc	AP	CAFMA	(\$173,485.29)
05/16/22	756742908	Life Line Ambulance Service	AP	CAFMA	\$2,390.00
05/16/22	756742908	Life Line Ambulance Service	AP	CAFMA	(\$2,390.00)
05/16/22	756742909	Manzanita Landscaping, Inc	AP	CAFMA	\$903.99
05/16/22	756742909	Manzanita Landscaping, Inc	AP	CAFMA	(\$903.99)
05/16/22	756742910	Matheson Tri-Gas, Inc	AP	CAFMA	\$12,031.84
05/16/22	756742910	Matheson Tri-Gas, Inc	AP	CAFMA	(\$12,031.84)
05/16/22	756742911	Matheson Tri-Gas, Inc	AP	CAFMA	\$1,416.16
05/16/22	756742911	Matheson Tri-Gas, Inc	AP	CAFMA	(\$1,416.16)
05/16/22	756742912	Mercury Medical Inc	AP	CAFMA	\$654.37
05/16/22	756742912	Mercury Medical Inc	AP	CAFMA	(\$654.37)
05/16/22	756742913	Municipal Emergency Svcs Inc	AP	CAFMA	\$1,761.50
05/16/22	756742913	Municipal Emergency Svcs Inc	AP	CAFMA	(\$1,761.50)
05/16/22	756742914	Micronet Communications Inc	AP	CAFMA	\$1,600.00
05/16/22	756742914	Micronet Communications Inc	AP	CAFMA	(\$1,600.00)
05/16/22	756742915	Mitchell Repair Info. Comp LLC	AP	CAFMA	\$65.46
05/16/22	756742915	Mitchell Repair Info. Comp LLC	AP	CAFMA	(\$65.46)
05/16/22	756742916	Motorola Solutions Inc	AP	CAFMA	\$54,597.90
05/16/22	756742916	Motorola Solutions Inc	AP	CAFMA	(\$54,597.90)
05/16/22	756742917	NAPA Auto Parts	AP	CAFMA	\$3,012.64
05/16/22	756742917	NAPA Auto Parts	AP	CAFMA	(\$3,012.64)
05/16/22	756742922	Nationwide Retirement Solution	AP	CAFMA	\$102.29
05/16/22	756742922	Nationwide Retirement Solution	AP	CAFMA	(\$102.29)
05/16/22	756742923	Neumann High Country Doors	AP	CAFMA	\$43,676.52

**CAFMA-Central Arizona Fire and Medical**

BR Checks and Charges Cleared

For the Bank Statement ending: 5/31/22

CAFMA		General Fund			1100
Date	Document	Description	Module	Company	Amount
05/16/22	756742923	Neumann High Country Doors	AP	CAFMA	(\$43,676.52)
05/16/22	756742924	Northern AZ Premier Termite	AP	CAFMA	\$350.00
05/16/22	756742924	Northern AZ Premier Termite	AP	CAFMA	(\$350.00)
05/16/22	756742925	O'Reilly Auto Parts	AP	CAFMA	\$637.57
05/16/22	756742925	O'Reilly Auto Parts	AP	CAFMA	(\$637.57)
05/16/22	756742927	Provantage LLC	AP	CAFMA	\$1,317.21
05/16/22	756742927	Provantage LLC	AP	CAFMA	(\$1,317.21)
05/16/22	756742928	Prescott Valley Ace Hardware	AP	CAFMA	\$441.10
05/16/22	756742928	Prescott Valley Ace Hardware	AP	CAFMA	(\$441.10)
05/16/22	756742930	Restored By Faith LLC	AP	CAFMA	\$420.00
05/16/22	756742930	Restored By Faith LLC	AP	CAFMA	(\$420.00)
05/16/22	756742931	Reserve Account Pitney Bowes	AP	CAFMA	\$1,500.00
05/16/22	756742931	Reserve Account Pitney Bowes	AP	CAFMA	(\$1,500.00)
05/16/22	756742932	The Counseling Office of	AP	CAFMA	\$3,178.35
05/16/22	756742932	The Counseling Office of	AP	CAFMA	(\$3,178.35)
05/16/22	756742933	Staples Contract & Commerc.Inc	AP	CAFMA	\$6,611.27
05/16/22	756742933	Staples Contract & Commerc.Inc	AP	CAFMA	(\$6,611.27)
05/16/22	756742935	Tessco, Inc	AP	CAFMA	\$3,518.78
05/16/22	756742935	Tessco, Inc	AP	CAFMA	(\$3,518.78)
05/16/22	756742936	Town of Prescott Valley	AP	CAFMA	\$140.58
05/16/22	756742936	Town of Prescott Valley	AP	CAFMA	(\$140.58)
05/16/22	756742937	Turbo & Electric Sales & Srvc	AP	CAFMA	\$1,186.52
05/16/22	756742937	Turbo & Electric Sales & Srvc	AP	CAFMA	(\$1,186.52)
05/16/22	756742938	Unisource Energy Services	AP	CAFMA	\$280.42
05/16/22	756742938	Unisource Energy Services	AP	CAFMA	(\$280.42)
05/16/22	756742939	Valley Pump Service	AP	CAFMA	\$442.54
05/16/22	756742939	Valley Pump Service	AP	CAFMA	(\$442.54)
05/16/22	756742940	Verified First, LLC	AP	CAFMA	\$220.00
05/16/22	756742940	Verified First, LLC	AP	CAFMA	(\$220.00)
05/16/22	756742941	Verizon Wireless	AP	CAFMA	\$4,543.25
05/16/22	756742941	Verizon Wireless	AP	CAFMA	(\$4,543.25)
05/16/22	756742942	Wist Supply & Equipment Co	AP	CAFMA	\$90.02
05/16/22	756742942	Wist Supply & Equipment Co	AP	CAFMA	(\$90.02)
05/16/22	756742943	Yavapai Fleet Yavapai Machine	AP	CAFMA	\$569.36
05/16/22	756742943	Yavapai Fleet Yavapai Machine	AP	CAFMA	(\$569.36)
05/16/22	756742944	ZebraScapes LLC	AP	CAFMA	\$175.00
05/16/22	756742944	ZebraScapes LLC	AP	CAFMA	(\$175.00)
05/16/22	756742945	Freightliner of AZ, LLC	AP	CAFMA	\$1,983.74
05/16/22	756742946	Galls LLC	AP	CAFMA	\$229.28
05/16/22	756742947	W.W. Grainger, Inc	AP	CAFMA	\$111.03
05/16/22	756742948	Healthcare Medical Waste Svcs	AP	CAFMA	\$89.82
05/16/22	756742949	KAIROS Health Arizona, Inc	AP	CAFMA	\$173,485.29
05/16/22	756742950	Life Line Ambulance Service	AP	CAFMA	\$2,390.00
05/16/22	756742951	Manzanita Landscaping, Inc	AP	CAFMA	\$903.99
05/16/22	756742952	Matheson Tri-Gas, Inc	AP	CAFMA	\$12,031.84
05/16/22	756742953	Matheson Tri-Gas, Inc	AP	CAFMA	\$1,416.16
05/16/22	756742954	Mercury Medical Inc	AP	CAFMA	\$654.37
05/16/22	756742955	Municipal Emergency Svcs Inc	AP	CAFMA	\$1,761.50
05/16/22	756742956	Micronet Communications Inc	AP	CAFMA	\$1,600.00
05/16/22	756742957	Mitchell Repair Info. Comp LLC	AP	CAFMA	\$65.46
05/16/22	756742958	Motorola Solutions Inc	AP	CAFMA	\$54,597.90
05/16/22	756742959	NAPA Auto Parts	AP	CAFMA	\$3,012.64
05/16/22	756742964	Nationwide Retirement Solution	AP	CAFMA	\$102.29
05/16/22	756742966	Northern AZ Premier Termite	AP	CAFMA	\$350.00
05/16/22	756742967	O'Reilly Auto Parts	AP	CAFMA	\$637.57
05/16/22	756742969	Provantage LLC	AP	CAFMA	\$1,317.21
05/16/22	756742970	Prescott Valley Ace Hardware	AP	CAFMA	\$441.10
05/16/22	756742972	Restored By Faith LLC	AP	CAFMA	\$420.00
05/16/22	756742973	Reserve Account Pitney Bowes	AP	CAFMA	\$1,500.00
05/16/22	756742974	The Counseling Office of	AP	CAFMA	\$3,178.35
05/16/22	756742975	Staples Contract & Commerc.Inc	AP	CAFMA	\$6,611.27
05/16/22	756742977	Tessco, Inc	AP	CAFMA	\$3,518.78

CAFMA-Central Arizona Fire and Medical  
BR Checks and Charges Cleared  
For the Bank Statement ending: 5/31/22

CAFMA	General Fund	General Fund	1100
-------	--------------	--------------	------

Date	Document	Description	Module	Company	Amount
05/16/22	756742978	Town of Prescott Valley	AP	CAFMA	\$140.58
05/16/22	756742979	Turbo & Electric Sales & Srvc	AP	CAFMA	\$1,186.52
05/16/22	756742980	Unisource Energy Services	AP	CAFMA	\$280.42
05/16/22	756742981	Valley Pump Service	AP	CAFMA	\$442.54
05/16/22	756742982	Verified First, LLC	AP	CAFMA	\$220.00
05/16/22	756742983	Verizon Wireless	AP	CAFMA	\$4,543.25
05/16/22	756742984	Wist Supply & Equipment Co	AP	CAFMA	\$90.02
05/16/22	756742985	Yavapai Fleet Yavapai Machine	AP	CAFMA	\$569.36
05/16/22	756742986	ZebraScapes LLC	AP	CAFMA	\$175.00
05/26/22	756743000	Chase Bank	AP	CAFMA	\$648,591.24
05/31/22	Cash With Yav Cty	Error Compounded From April St	GL	CAFMA	\$177,140.72
TOTAL CHECKS AND CHARGES CLEARED:					\$3,043,543.68

CAFMA-Central Arizona Fire and Medical

BR Checks and Charges Outstanding

For the Bank Statement ending: 5/31/22

CAFMA		General Fund			1100
Date	Document	Description	Module	Company	Amount
03/07/22	756742563	Prescott Area Fire Training	AP	CAFMA	\$700.00
03/21/22	756742607	Daniel's Tuxedo & Tailor	AP	CAFMA	\$87.00
04/04/22	756742663	AZ Center for Fire Svc Excel	AP	CAFMA	\$2,450.00
04/04/22	756742682	Daniel's Tuxedo & Tailor	AP	CAFMA	\$168.00
05/02/22	756742838	Rio Angels LLC	AP	CAFMA	\$4,362.20
05/02/22	756742851	Yavapai Regional Medical Ctr	AP	CAFMA	\$25,717.00
05/16/22	756742858	Air Instrumentation of CA	AP	CAFMA	\$1,640.00
05/16/22	756742965	Neumann High Country Doors	AP	CAFMA	\$43,676.52
05/26/22	756742987	Arizona General / Ace Hardware	AP	CAFMA	\$1.30
05/26/22	756742988	ACG Systems Inc	AP	CAFMA	\$4,829.01
05/26/22	756742989	APS	AP	CAFMA	\$7,135.80
05/26/22	756742990	Arizona Emergency Products	AP	CAFMA	\$386.15
05/26/22	756742991	AZ Center for Fire Svc Excel	AP	CAFMA	\$1,025.00
05/26/22	756742992	Barrett Propane, Inc	AP	CAFMA	\$3,400.00
05/26/22	756742993	Bennett Oil	AP	CAFMA	\$541.22
05/26/22	756742994	Best Pick Disposal, Inc	AP	CAFMA	\$467.73
05/26/22	756742995	Bound Tree Medical LLC	AP	CAFMA	\$3,507.02
05/26/22	756742996	B & W Fire Security Systems	AP	CAFMA	\$35.00
05/26/22	756742997	Sparklight	AP	CAFMA	\$48.04
05/26/22	756742998	CenturyLink	AP	CAFMA	\$581.90
05/26/22	756742999	CenturyLink	AP	CAFMA	\$25.65
05/26/22	756743002	City of Prescott	AP	CAFMA	\$481.39
05/26/22	756743003	Curtis Tools for Heroes	AP	CAFMA	\$2,775.20
05/26/22	756743004	FACTORY MOTOR PARTS	AP	CAFMA	\$329.30
05/26/22	756743005	FEDEX	AP	CAFMA	\$38.37
05/26/22	756743006	Globalstar	AP	CAFMA	\$224.74
05/26/22	756743007	Michael M. Golightly & Assoc	AP	CAFMA	\$5,585.64
05/26/22	756743008	W.W. Grainger, Inc	AP	CAFMA	\$118.97
05/26/22	756743009	Haley Construction Company	AP	CAFMA	\$1,250.00
05/26/22	756743010	Hillyard, Inc-Flagstaff	AP	CAFMA	\$16.16
05/26/22	756743011	Interstate Batteries	AP	CAFMA	\$652.85
05/26/22	756743012	Lamb Chevrolet	AP	CAFMA	\$93.45
05/26/22	756743013	Life Assist Inc	AP	CAFMA	\$398.07
05/26/22	756743014	Matheson Tri-Gas, Inc	AP	CAFMA	\$455.76
05/26/22	756743016	Municipal Emergency Svcs Inc	AP	CAFMA	\$672.28
05/26/22	756743017	MORTIMER FARMS	AP	CAFMA	\$283.00
05/26/22	756743018	Prescott Steel & Welding	AP	CAFMA	\$114.60
05/26/22	756743019	Public Safety Crisis Solutions	AP	CAFMA	\$5,612.50
05/26/22	756743020	Prescott Valley Ace Hardware	AP	CAFMA	\$32.73
05/26/22	756743021	Restored By Faith LLC	AP	CAFMA	\$140.00
05/26/22	756743022	Republic EVS	AP	CAFMA	\$178,348.09
05/26/22	756743023	Repaired by Faith	AP	CAFMA	\$710.00
05/26/22	756743024	The Counseling Office of	AP	CAFMA	\$5,081.69
05/26/22	756743025	Rosenbauer Aerials, LLC	AP	CAFMA	\$57.83
05/26/22	756743026	SC Audit & Accounting Solution	AP	CAFMA	\$1,463.00
05/26/22	756743027	Starkweather Roofing Inc	AP	CAFMA	\$29,136.00
05/26/22	756743027	Starkweather Roofing Inc	AP	CAFMA	(\$29,136.00)
05/26/22	756743028	D.G.Shoemaker & Associates Inc	AP	CAFMA	\$567.74
05/26/22	756743029	TD Media LLC	AP	CAFMA	\$3,445.00
05/26/22	756743030	Town of Prescott Valley	AP	CAFMA	\$847.30
05/26/22	756743031	Unisource Energy Services	AP	CAFMA	\$287.79
05/26/22	756743032	United Disposal, Inc	AP	CAFMA	\$264.00
05/26/22	756743033	W.W. Williams Company LLC	AP	CAFMA	\$9.81
05/26/22	756743034	XEROX FINANCIAL SERVICES	AP	CAFMA	\$1,320.82
05/26/22	756743035	Yavapai Fleet Yavapai Machine	AP	CAFMA	\$86.40
05/26/22	756743036	York	AP	CAFMA	\$263.15
05/26/22	756743037	Starkweather Roofing Inc	AP	CAFMA	\$21,852.00
05/26/22	756743038	Starkweather Roofing Inc	AP	CAFMA	\$7,284.00



CAFMA-Central Arizona Fire and Medical  
BR Checks and Charges Outstanding  
For the Bank Statement ending: 5/31/22

CAFMA		General Fund		General Fund		1100
Date	Document	Description	Module	Company	Amount	
TOTAL CHECKS AND CHARGES OUTSTANDING:					\$341,948.17	

CAFMA-Central Arizona Fire and Medical

BR Deposits and Credits Cleared

For the Bank Statement ending: 5/31/22

CAFMA		General Fund			1100
Date	Document	Description	Module	Company	Amount
05/05/22	4013	Deposit	AR	CAFMA	\$4,236.66
05/05/22	4014	Deposit	AR	CAFMA	\$8,668.90
05/05/22	4016	Deposit	AR	CAFMA	\$2,996.00
05/05/22	4017	Deposit	AR	CAFMA	\$5,604.08
05/12/22	4018	Deposit	AR	CAFMA	\$5,298.33
05/12/22	4020	Deposit	AR	CAFMA	\$3,303.04
05/19/22	4022	Deposit	AR	CAFMA	\$140,977.48
05/19/22	4023	Deposit	AR	CAFMA	\$3,477.77
05/19/22	4026	Deposit	AR	CAFMA	\$150.00
05/19/22	4027	Deposit	AR	CAFMA	\$2,510.00
05/26/22	4030	Deposit	AR	CAFMA	\$7,936.52
05/26/22	4031	Deposit	AR	CAFMA	\$1,546.16
05/31/22	Cash With Yav Cty	Fire Authority Funding - May,	GL	CAFMA	\$6,447,436.14
05/31/22	Cash With Yav Cty	FEMA SAFER Grant - 3rd Submiss	GL	CAFMA	\$286,149.27
05/31/22	Cash With Yav Cty	FEMA SAFER Grant 4th Submissio	GL	CAFMA	\$143,235.75
05/31/22	Cash With Yav Cty	American Express Incentive Reb	GL	CAFMA	\$1,489.32
TOTAL DEPOSITS AND CREDITS CLEARED:					\$7,065,015.42

CAFMA-Central Arizona Fire and Medical  
BR Deposits and Credits Outstanding  
For the Bank Statement ending: 5/31/22

CAFMA		General Fund			1100
Date	Document	Description	Module	Company	Amount
05/31/22	Cash With Yav Cty	Reverse Batch 1841 Treasurer E	GL	CAFMA	\$177,140.72
05/31/22	Cash With Yav Cty	Return-Warrant #0756722723 Com	GL	CAFMA	\$177,140.72
TOTAL DEPOSITS AND CREDITS OUTSTANDING:					\$354,281.44

Bank Reconciliation Register

Document Number	Date	BR Status	Void?	Description	Date Cleared	Amount
<b>MODULE: CHECKS FROM ACCOUNTS PAYABLE</b>						
<b>BANK CONTROL ID: CAFMA - GENERAL FUND</b>						
756742794	05/02/22	Marked	No	Action Graphics	06/07/22	\$945.90
756742795	05/02/22	Marked	No	Amsoil Inc	06/07/22	\$3,871.94
756742796	05/02/22	Marked	No	APS	06/07/22	\$4,218.17
756742797	05/02/22	Marked	No	Bennett Oil	06/07/22	\$406.78
756742798	05/02/22	Marked	No	Best Pick Disposal, Inc	06/07/22	\$467.73
756742799	05/02/22	Marked	No	Bound Tree Medical LLC	06/07/22	\$18,723.45
756742803	05/02/22	Marked	No	Bullock Equipment LLC	06/07/22	\$20,492.32
756742804	05/02/22	Marked	No	B & W Fire Security Systems	06/07/22	\$5.00
756742805	05/02/22	Marked	No	Sparklight	06/07/22	\$57.10
756742806	05/02/22	Marked	No	CenturyLink	06/07/22	\$1,079.21
756742807	05/02/22	Marked	No	CenturyLink	06/07/22	\$26.04
756742808	05/02/22	Marked	No	Chase Bank	06/07/22	\$2,920.26
756742809	05/02/22	Marked	No	Chase Bank	06/07/22	\$638,595.72
756742811	05/02/22	Marked	No	City of Prescott	06/07/22	\$36,931.89
756742812	05/02/22	Marked	No	City of Prescott	06/07/22	\$461.61
756742813	05/02/22	Marked	No	Coppersmith Brockelman PLC	06/07/22	\$5,850.00
756742814	05/02/22	Marked	No	Law Off. of Nicolas Cornelius	06/07/22	\$7,088.06
756742815	05/02/22	Marked	No	Cummins Rocky Mountain LLC	06/07/22	\$21.58
756742817	05/02/22	Marked	No	Diversified Inspections/ITL	06/07/22	\$5,336.56
756742818	05/02/22	Marked	No	Enerspect Medical Solutions	06/07/22	\$951.83
756742819	05/02/22	Marked	No	Envir. Syst. Research Inst Inc	06/07/22	\$7,096.70
756742820	05/02/22	Marked	No	FACTORY MOTOR PARTS	06/07/22	\$493.10
756742822	05/02/22	Marked	No	FEDEX	06/07/22	\$36.09
756742823	05/02/22	Marked	No	FleetPride, Inc	06/07/22	\$96.83
756742824	05/02/22	Marked	No	Freightliner of AZ, LLC	06/07/22	\$43.25
756742825	05/02/22	Marked	No	Galls LLC	06/07/22	\$2,216.37
756742826	05/02/22	Marked	No	Globalstar	06/07/22	\$224.74
756742827	05/02/22	Marked	No	Michael M. Golightly & Assoc	06/07/22	\$8,625.49
756742828	05/02/22	Marked	No	W.W. Grainger, Inc	06/07/22	\$253.87
756742829	05/02/22	Marked	No	Hillyard, Inc-Flagstaff	06/07/22	\$515.16
756742830	05/02/22	Marked	No	Interstate Batteries	06/07/22	\$515.22
756742831	05/02/22	Marked	No	KAIROS Health Arizona, Inc	06/07/22	\$171,961.43
756742832	05/02/22	Marked	No	Kevin Lollar Electric, LLC	06/07/22	\$371.94
756742833	05/02/22	Marked	No	Mercury Medical Inc	06/07/22	\$1,299.81
756742834	05/02/22	Marked	No	Mighty Oaks Foundation	06/07/22	\$1,205.09
756742835	05/02/22	Marked	No	NFP Property and Casualty	06/07/22	\$408.00
756742836	05/02/22	Marked	No	Lifepointe Church	06/07/22	\$283.00
756742837	05/02/22	Marked	No	Prescott Steel & Welding	06/07/22	\$6.71
756742838	05/02/22	Retrieved	No	Rio Angels LLC		\$4,362.20
756742839	05/02/22	Marked	No	Sandcastle Counseling, Inc	06/07/22	\$100.00
756742840	05/02/22	Marked	No	Smart Document Solutions	06/07/22	\$568.76
756742841	05/02/22	Marked	No	Staples Contract & Commerc.Inc	06/07/22	\$655.04
756742842	05/02/22	Marked	No	D.G.Shoemaker & Associates Inc	06/07/22	\$1,043.76
756742843	05/02/22	Marked	No	The Hike Shack	06/07/22	\$283.66
756742844	05/02/22	Marked	No	Town of Prescott Valley	06/07/22	\$1,229.05
756742845	05/02/22	Marked	No	Turbo & Electric Sales & Srvc	06/07/22	\$1,555.70
756742846	05/02/22	Marked	No	Unisource Energy Services	06/07/22	\$628.25
756742847	05/02/22	Marked	No	United Disposal, Inc	06/07/22	\$231.00
756742848	05/02/22	Marked	No	Wex Bank	06/07/22	\$32,384.97
756742849	05/02/22	Marked	No	Wist Supply & Equipment Co	06/07/22	\$643.74
756742850	05/02/22	Marked	No	XEROX FINANCIAL SERVICES	06/07/22	\$374.76
756742851	05/02/22	Retrieved	No	Yavapai Regional Medical Ctr		\$25,717.00
756742852	05/02/22	Marked	No	York	06/07/22	\$23.94
756742853	05/16/22	Marked	No	AAA Taxi	06/07/22	\$33.00
756742854	05/16/22	Marked	No	Abel, Todd	06/07/22	\$1,330.00
756742855	05/16/22	Marked	No	Able Saw, LLC	06/07/22	\$2,811.31
756742856	05/16/22	Marked	No	Arizona General / Ace Hardware	06/07/22	\$6.53
756742857	05/16/22	Marked	No	Action Communications	06/07/22	\$20,979.75
756742858	05/16/22	Retrieved	No	Air Instrumentation of CA		\$1,640.00
756742859	05/16/22	Marked	No	American Express, Inc.	06/07/22	\$81,137.12
756742880	05/16/22	Marked	No	APS	06/07/22	\$12,572.23
756742881	05/16/22	Marked	No	Arizona PPE Recon, Inc	06/07/22	\$656.50

Bank Reconciliation Register

Document Number	Date	BR Status	Void?	Description	Date Cleared	Amount
<b>MODULE: CHECKS FROM ACCOUNTS PAYABLE</b>						
<b>BANK CONTROL ID: CAFMA - GENERAL FUND</b>						<b>(CONTINUED)</b>
756742882	05/16/22	Marked	No	Aviat US, Inc	06/07/22	\$36,454.25
756742883	05/16/22	Marked	No	Bennett Oil	06/07/22	\$3,373.74
756742884	05/16/22	Marked	No	Bound Tree Medical LLC	06/07/22	\$9,536.66
756742887	05/16/22	Marked	No	Bradshaw Mtn Environmental Inc	06/07/22	\$120.00
756742888	05/16/22	Marked	No	Sparklight	06/07/22	\$1,246.00
756742889	05/16/22	Marked	No	CAROTHERS, ROBERT COUGAN	06/07/22	\$2,550.00
756742890	05/16/22	Marked	No	CenturyLink	06/07/22	\$758.98
756742891	05/16/22	Marked	No	Chase Bank	06/07/22	\$718,015.65
756742893	05/16/22	Marked	No	Chase Card Services	06/07/22	\$11,519.28
756742896	05/16/22	Marked	No	Chino Rentals	06/07/22	\$22.06
756742897	05/16/22	Marked	No	City of Prescott	06/07/22	\$282.65
756742898	05/16/22	Marked	No	Crew Boss	06/07/22	\$14,961.02
756742899	05/16/22	Marked	No	Crisenbery, Gary	06/07/22	\$1,875.00
756742900	05/16/22	Marked	No	Dish Network	06/07/22	\$133.09
756742901	05/16/22	Marked	No	Enerspect Medical Solutions	06/07/22	\$144.82
756742902	05/16/22	Marked	No	FACTORY MOTOR PARTS	06/07/22	\$240.81
756742903	05/16/22	Marked	No	Freightliner of AZ, LLC	06/07/22	\$1,983.74
756742903	05/16/22	Marked	Yes	Freightliner of AZ, LLC	06/07/22	(\$1,983.74)
756742904	05/16/22	Marked	No	Galls LLC	06/07/22	\$229.28
756742904	05/16/22	Marked	Yes	Galls LLC	06/07/22	(\$229.28)
756742905	05/16/22	Marked	No	W.W. Grainger, Inc	06/07/22	\$111.03
756742905	05/16/22	Marked	Yes	W.W. Grainger, Inc	06/07/22	(\$111.03)
756742906	05/16/22	Marked	No	Healthcare Medical Waste Svcs	06/07/22	\$89.82
756742906	05/16/22	Marked	Yes	Healthcare Medical Waste Svcs	06/07/22	(\$89.82)
756742907	05/16/22	Marked	No	KAIROS Health Arizona, Inc	06/07/22	\$173,485.29
756742907	05/16/22	Marked	Yes	KAIROS Health Arizona, Inc	06/07/22	(\$173,485.29)
756742908	05/16/22	Marked	No	Life Line Ambulance Service	06/07/22	\$2,390.00
756742908	05/16/22	Marked	Yes	Life Line Ambulance Service	06/07/22	(\$2,390.00)
756742909	05/16/22	Marked	No	Manzanita Landscaping, Inc	06/07/22	\$903.99
756742909	05/16/22	Marked	Yes	Manzanita Landscaping, Inc	06/07/22	(\$903.99)
756742910	05/16/22	Marked	No	Matheson Tri-Gas, Inc	06/07/22	\$12,031.84
756742910	05/16/22	Marked	Yes	Matheson Tri-Gas, Inc	06/07/22	(\$12,031.84)
756742911	05/16/22	Marked	No	Matheson Tri-Gas, Inc	06/07/22	\$1,416.16
756742911	05/16/22	Marked	Yes	Matheson Tri-Gas, Inc	06/07/22	(\$1,416.16)
756742912	05/16/22	Marked	No	Mercury Medical Inc	06/07/22	\$654.37
756742912	05/16/22	Marked	Yes	Mercury Medical Inc	06/07/22	(\$654.37)
756742913	05/16/22	Marked	No	Municipal Emergency Svcs Inc	06/07/22	\$1,761.50
756742913	05/16/22	Marked	Yes	Municipal Emergency Svcs Inc	06/07/22	(\$1,761.50)
756742914	05/16/22	Marked	No	Micronet Communications Inc	06/07/22	\$1,600.00
756742914	05/16/22	Marked	Yes	Micronet Communications Inc	06/07/22	(\$1,600.00)
756742915	05/16/22	Marked	No	Mitchell Repair Info. Comp LLC	06/07/22	\$65.46
756742915	05/16/22	Marked	Yes	Mitchell Repair Info. Comp LLC	06/07/22	(\$65.46)
756742916	05/16/22	Marked	No	Motorola Solutions Inc	06/07/22	\$54,597.90
756742916	05/16/22	Marked	Yes	Motorola Solutions Inc	06/07/22	(\$54,597.90)
756742917	05/16/22	Marked	No	NAPA Auto Parts	06/07/22	\$3,012.64
756742917	05/16/22	Marked	Yes	NAPA Auto Parts	06/07/22	(\$3,012.64)
756742922	05/16/22	Marked	No	Nationwide Retirement Solution	06/07/22	\$102.29
756742922	05/16/22	Marked	Yes	Nationwide Retirement Solution	06/07/22	(\$102.29)
756742923	05/16/22	Marked	No	Neumann High Country Doors	06/07/22	\$43,676.52
756742923	05/16/22	Marked	Yes	Neumann High Country Doors	06/07/22	(\$43,676.52)
756742924	05/16/22	Marked	No	Northern AZ Premier Termite	06/07/22	\$350.00
756742924	05/16/22	Marked	Yes	Northern AZ Premier Termite	06/07/22	(\$350.00)
756742925	05/16/22	Marked	No	O'Reilly Auto Parts	06/07/22	\$637.57
756742925	05/16/22	Marked	Yes	O'Reilly Auto Parts	06/07/22	(\$637.57)
756742927	05/16/22	Marked	No	Provantage LLC	06/07/22	\$1,317.21
756742927	05/16/22	Marked	Yes	Provantage LLC	06/07/22	(\$1,317.21)
756742928	05/16/22	Marked	No	Prescott Valley Ace Hardware	06/07/22	\$441.10
756742928	05/16/22	Marked	Yes	Prescott Valley Ace Hardware	06/07/22	(\$441.10)
756742930	05/16/22	Marked	No	Restored By Faith LLC	06/07/22	\$420.00
756742930	05/16/22	Marked	Yes	Restored By Faith LLC	06/07/22	(\$420.00)
756742931	05/16/22	Marked	No	Reserve Account Pitney Bowes	06/07/22	\$1,500.00
756742931	05/16/22	Marked	Yes	Reserve Account Pitney Bowes	06/07/22	(\$1,500.00)



Bank Reconciliation Register

Document Number	Date	BR Status	Void?	Description	Date Cleared	Amount
<b>MODULE: CHECKS FROM ACCOUNTS PAYABLE</b>						
<b>BANK CONTROL ID: CAFMA - GENERAL FUND</b>						<b>(CONTINUED)</b>
756742932	05/16/22	Marked	No	The Counseling Office of	06/07/22	\$3,178.35
756742932	05/16/22	Marked	Yes	The Counseling Office of	06/07/22	(\$3,178.35)
756742933	05/16/22	Marked	No	Staples Contract & Commerc.Inc	06/07/22	\$6,611.27
756742933	05/16/22	Marked	Yes	Staples Contract & Commerc.Inc	06/07/22	(\$6,611.27)
756742935	05/16/22	Marked	No	Tessco, Inc	06/07/22	\$3,518.78
756742935	05/16/22	Marked	Yes	Tessco, Inc	06/07/22	(\$3,518.78)
756742936	05/16/22	Marked	No	Town of Prescott Valley	06/07/22	\$140.58
756742936	05/16/22	Marked	Yes	Town of Prescott Valley	06/07/22	(\$140.58)
756742937	05/16/22	Marked	No	Turbo & Electric Sales & Srvc	06/07/22	\$1,186.52
756742937	05/16/22	Marked	Yes	Turbo & Electric Sales & Srvc	06/07/22	(\$1,186.52)
756742938	05/16/22	Marked	No	Unisource Energy Services	06/07/22	\$280.42
756742938	05/16/22	Marked	Yes	Unisource Energy Services	06/07/22	(\$280.42)
756742939	05/16/22	Marked	No	Valley Pump Service	06/07/22	\$442.54
756742939	05/16/22	Marked	Yes	Valley Pump Service	06/07/22	(\$442.54)
756742940	05/16/22	Marked	No	Verified First, LLC	06/07/22	\$220.00
756742940	05/16/22	Marked	Yes	Verified First, LLC	06/07/22	(\$220.00)
756742941	05/16/22	Marked	No	Verizon Wireless	06/07/22	\$4,543.25
756742941	05/16/22	Marked	Yes	Verizon Wireless	06/07/22	(\$4,543.25)
756742942	05/16/22	Marked	No	Wist Supply & Equipment Co	06/07/22	\$90.02
756742942	05/16/22	Marked	Yes	Wist Supply & Equipment Co	06/07/22	(\$90.02)
756742943	05/16/22	Marked	No	Yavapai Fleet Yavapai Machine	06/07/22	\$569.36
756742943	05/16/22	Marked	Yes	Yavapai Fleet Yavapai Machine	06/07/22	(\$569.36)
756742944	05/16/22	Marked	No	ZebraScapes LLC	06/07/22	\$175.00
756742944	05/16/22	Marked	Yes	ZebraScapes LLC	06/07/22	(\$175.00)
756742945	05/16/22	Marked	No	Freightliner of AZ, LLC	06/07/22	\$1,983.74
756742946	05/16/22	Marked	No	Galls LLC	06/07/22	\$229.28
756742947	05/16/22	Marked	No	W.W. Grainger, Inc	06/07/22	\$111.03
756742948	05/16/22	Marked	No	Healthcare Medical Waste Svcs	06/07/22	\$89.82
756742949	05/16/22	Marked	No	KAIROS Health Arizona, Inc	06/07/22	\$173,485.29
756742950	05/16/22	Marked	No	Life Line Ambulance Service	06/07/22	\$2,390.00
756742951	05/16/22	Marked	No	Manzanita Landscaping, Inc	06/07/22	\$903.99
756742952	05/16/22	Marked	No	Matheson Tri-Gas, Inc	06/07/22	\$12,031.84
756742953	05/16/22	Marked	No	Matheson Tri-Gas, Inc	06/07/22	\$1,416.16
756742954	05/16/22	Marked	No	Mercury Medical Inc	06/07/22	\$654.37
756742955	05/16/22	Marked	No	Municipal Emergency Svcs Inc	06/07/22	\$1,761.50
756742956	05/16/22	Marked	No	Micronet Communications Inc	06/07/22	\$1,600.00
756742957	05/16/22	Marked	No	Mitchell Repair Info. Comp LLC	06/07/22	\$65.46
756742958	05/16/22	Marked	No	Motorola Solutions Inc	06/07/22	\$54,597.90
756742959	05/16/22	Marked	No	NAPA Auto Parts	06/07/22	\$3,012.64
756742964	05/16/22	Marked	No	Nationwide Retirement Solution	06/07/22	\$102.29
756742965	05/16/22	Retrieved	No	Neumann High Country Doors		\$43,676.52
756742966	05/16/22	Marked	No	Northern AZ Premier Termite	06/07/22	\$350.00
756742967	05/16/22	Marked	No	O'Reilly Auto Parts	06/07/22	\$637.57
756742969	05/16/22	Marked	No	Provantage LLC	06/07/22	\$1,317.21
756742970	05/16/22	Marked	No	Prescott Valley Ace Hardware	06/07/22	\$441.10
756742972	05/16/22	Marked	No	Restored By Faith LLC	06/07/22	\$420.00
756742973	05/16/22	Marked	No	Reserve Account Pitney Bowes	06/07/22	\$1,500.00
756742974	05/16/22	Marked	No	The Counseling Office of	06/07/22	\$3,178.35
756742975	05/16/22	Marked	No	Staples Contract & Commerc.Inc	06/07/22	\$6,611.27
756742977	05/16/22	Marked	No	Tessco, Inc	06/07/22	\$3,518.78
756742978	05/16/22	Marked	No	Town of Prescott Valley	06/07/22	\$140.58
756742979	05/16/22	Marked	No	Turbo & Electric Sales & Srvc	06/07/22	\$1,186.52
756742980	05/16/22	Marked	No	Unisource Energy Services	06/07/22	\$280.42
756742981	05/16/22	Marked	No	Valley Pump Service	06/07/22	\$442.54
756742982	05/16/22	Marked	No	Verified First, LLC	06/07/22	\$220.00
756742983	05/16/22	Marked	No	Verizon Wireless	06/07/22	\$4,543.25
756742984	05/16/22	Marked	No	Wist Supply & Equipment Co	06/07/22	\$90.02
756742985	05/16/22	Marked	No	Yavapai Fleet Yavapai Machine	06/07/22	\$569.36
756742986	05/16/22	Marked	No	ZebraScapes LLC	06/07/22	\$175.00
756742987	05/26/22	Retrieved	No	Arizona General / Ace Hardware		\$1.30
756742988	05/26/22	Retrieved	No	ACG Systems Inc		\$4,829.01
756742989	05/26/22	Retrieved	No	APS		\$7,135.80

Bank Reconciliation Register

Document Number	Date	BR Status	Void?	Description	Date Cleared	Amount
-----------------	------	-----------	-------	-------------	--------------	--------

MODULE: CHECKS FROM ACCOUNTS PAYABLE

BANK CONTROL ID: CAFMA - GENERAL FUND

(CONTINUED)

756742990	05/26/22	Retrieved	No	Arizona Emergency Products		\$386.15
756742991	05/26/22	Retrieved	No	AZ Center for Fire Svc Excel		\$1,025.00
756742992	05/26/22	Retrieved	No	Barrett Propane, Inc		\$3,400.00
756742993	05/26/22	Retrieved	No	Bennett Oil		\$541.22
756742994	05/26/22	Retrieved	No	Best Pick Disposal, Inc		\$467.73
756742995	05/26/22	Retrieved	No	Bound Tree Medical LLC		\$3,507.02
756742996	05/26/22	Retrieved	No	B & W Fire Security Systems		\$35.00
756742997	05/26/22	Retrieved	No	Sparklight		\$48.04
756742998	05/26/22	Retrieved	No	CenturyLink		\$581.90
756742999	05/26/22	Retrieved	No	CenturyLink		\$25.65
756743000	05/26/22	Marked	No	Chase Bank	06/07/22	\$648,591.24
756743002	05/26/22	Retrieved	No	City of Prescott		\$481.39
756743003	05/26/22	Retrieved	No	Curtis Tools for Heroes		\$2,775.20
756743004	05/26/22	Retrieved	No	FACTORY MOTOR PARTS		\$329.30
756743005	05/26/22	Retrieved	No	FEDEX		\$38.37
756743006	05/26/22	Retrieved	No	Globalstar		\$224.74
756743007	05/26/22	Retrieved	No	Michael M. Golightly & Assoc		\$5,585.64
756743008	05/26/22	Retrieved	No	W.W. Grainger, Inc		\$118.97
756743009	05/26/22	Retrieved	No	Haley Construction Company		\$1,250.00
756743010	05/26/22	Retrieved	No	Hillyard, Inc-Flagstaff		\$16.16
756743011	05/26/22	Retrieved	No	Interstate Batteries		\$652.85
756743012	05/26/22	Retrieved	No	Lamb Chevrolet		\$93.45
756743013	05/26/22	Retrieved	No	Life Assist Inc		\$398.07
756743014	05/26/22	Retrieved	No	Matheson Tri-Gas, Inc		\$455.76
756743016	05/26/22	Retrieved	No	Municipal Emergency Svcs Inc		\$672.28
756743017	05/26/22	Retrieved	No	MORTIMER FARMS		\$283.00
756743018	05/26/22	Retrieved	No	Prescott Steel & Welding		\$114.60
756743019	05/26/22	Retrieved	No	Public Safety Crisis Solutions		\$5,612.50
756743020	05/26/22	Retrieved	No	Prescott Valley Ace Hardware		\$32.73
756743021	05/26/22	Retrieved	No	Restored By Faith LLC		\$140.00
756743022	05/26/22	Retrieved	No	Republic EVS		\$178,348.09
756743023	05/26/22	Retrieved	No	Repaired by Faith		\$710.00
756743024	05/26/22	Retrieved	No	The Counseling Office of		\$5,081.69
756743025	05/26/22	Retrieved	No	Rosenbauer Aerials, LLC		\$57.83
756743026	05/26/22	Retrieved	No	SC Audit & Accounting Solution		\$1,463.00
756743027	05/26/22	Retrieved	No	Starkweather Roofing Inc		\$29,136.00
756743027	05/26/22	Retrieved	Yes	Starkweather Roofing Inc		(\$29,136.00)
756743028	05/26/22	Retrieved	No	D.G.Shoemaker & Associates Inc		\$567.74
756743029	05/26/22	Retrieved	No	TD Media LLC		\$3,445.00
756743030	05/26/22	Retrieved	No	Town of Prescott Valley		\$847.30
756743031	05/26/22	Retrieved	No	Unisource Energy Services		\$287.79
756743032	05/26/22	Retrieved	No	United Disposal, Inc		\$264.00
756743033	05/26/22	Retrieved	No	W.W. Williams Company LLC		\$9.81
756743034	05/26/22	Retrieved	No	XEROX FINANCIAL SERVICES		\$1,320.82
756743035	05/26/22	Retrieved	No	Yavapai Fleet Yavapai Machine		\$86.40
756743036	05/26/22	Retrieved	No	York		\$263.15
756743037	05/26/22	Retrieved	No	Starkweather Roofing Inc		\$21,852.00
756743038	05/26/22	Retrieved	No	Starkweather Roofing Inc		\$7,284.00

SUB TOTAL FOR BANK: \$3,171,778.72

TOTAL FOR MODULE: \$3,171,778.72

MODULE: DEPOSITS FROM ACCOUNTS RECEIVABLE

BANK CONTROL ID: CAFMA - GENERAL FUND

4013	05/05/22	Marked	No	Deposit	06/07/22	\$4,236.66
4014	05/05/22	Marked	No	Deposit	06/07/22	\$8,668.90
4016	05/05/22	Marked	No	Deposit	06/07/22	\$2,996.00
4017	05/05/22	Marked	No	Deposit	06/07/22	\$5,604.08
4018	05/12/22	Marked	No	Deposit	06/07/22	\$5,298.33
4020	05/12/22	Marked	No	Deposit	06/07/22	\$3,303.04
4022	05/19/22	Marked	No	Deposit	06/07/22	\$140,977.48
4023	05/19/22	Marked	No	Deposit	06/07/22	\$3,477.77

Bank Reconciliation Register

Document Number	Date	BR Status	Void?	Description	Date Cleared	Amount
-----------------	------	-----------	-------	-------------	--------------	--------

MODULE: DEPOSITS FROM ACCOUNTS RECEIVABLE

BANK CONTROL ID: CAFMA - GENERAL FUND						(CONTINUED)
4026	05/19/22	Marked	No	Deposit	06/07/22	\$150.00
4027	05/19/22	Marked	No	Deposit	06/07/22	\$2,510.00
4030	05/26/22	Marked	No	Deposit	06/07/22	\$7,936.52
4031	05/26/22	Marked	No	Deposit	06/07/22	\$1,546.16
SUB TOTAL FOR BANK:						\$186,704.94
TOTAL FOR MODULE:						\$186,704.94

MODULE: JOURNAL ENTRIES FROM GENERAL LEDGER

BANK CONTROL ID: CAFMA - GENERAL FUND						
Cash With Yav Cty	05/31/22	Marked	No	Fire Authority Funding - May,	06/07/22	\$6,447,436.14
Cash With Yav Cty	05/31/22	Marked	No	FEMA SAFER Grant - 3rd Submiss	06/07/22	\$286,149.27
Cash With Yav Cty	05/31/22	Marked	No	FEMA SAFER Grant 4th Submissio	06/07/22	\$143,235.75
Cash With Yav Cty	05/31/22	Marked	No	American Express Incentive Reb	06/07/22	\$1,489.32
Cash With Yav Cty	05/31/22	Retrieved	No	Reverse Batch 1841 Treasurer E		\$177,140.72
Cash With Yav Cty	05/31/22	Marked	No	Error Compounded From April St	06/07/22	\$177,140.72
Cash With Yav Cty	05/31/22	Retrieved	No	Return-Warrant #0756722723 Com		\$177,140.72
SUB TOTAL FOR BANK:						\$7,409,732.64
TOTAL FOR MODULE:						\$7,409,732.64

CAFMA-Central Arizona Fire and Medical  
BR Adjustments Report  
For the Bank Statement ending:

Date	Document	Description	GL Account	Offset Amt	Adj. Amt
------	----------	-------------	------------	------------	----------

DOCUMENT:

ADJUSTMENT DOCUMENT " TOTAL:

TOTAL FOR ALL ADJUSTMENTS:

6/10/22  
1:49:51 PM

**CAFMA-Central Arizona Fire and Medical**  
**Income Statement**  
(Original Budget to Actual Comparison)  
For the period of 5/1/2022 Through 5/31/2022

Fund: (10) General Fund

	Current Period					Year To Date			
	Account	Actual	Budget	Variance	%	Actual	Budget	Variance	%
<b><u>Revenues</u></b>									
CVFD Funding Requirement	10310000000	\$1,278,123.77	\$0.00	\$1,278,123.77	0.0%	\$4,984,435.58	\$5,222,136.00	\$(237,700.42)	(4.6)%
CYFD Funding Requirement	10320000000	5,169,312.37	0.00	5,169,312.37	0.0	20,579,838.15	21,466,421.00	(886,582.85)	(4.1)
Fire Protection Contracts	10400100000	119.53	0.00	119.53	0.0	219,752.37	180,000.00	39,752.37	22.1
Outside Agency Work-Vehicle Maint	10430000000	865.84	0.00	865.84	0.0	22,413.55	40,000.00	(17,586.45)	(44.0)
Construction Permits	10440000000	15,276.28	0.00	15,276.28	0.0	124,933.41	51,250.00	73,683.41	143.8
Operational Permits	10442500000	4,681.00	0.00	4,681.00	0.0	9,126.80	1,700.00	7,426.80	436.9
Special Events	10443000000	696.00	0.00	696.00	0.0	4,060.00	2,680.00	1,380.00	51.5
State of AZ/Off-District Fires	10480000000	138,572.32	0.00	138,572.32	0.0	1,858,220.65	50,000.00	1,808,220.65	3616.4
Interest Income-General Fund	10490000000	0.00	0.00	0.00	0.0	11,739.94	50,000.00	(38,260.06)	(76.5)
Interest Income-Cap Rsv Fund	10490100000	0.00	0.00	0.00	0.0	9,304.72	0.00	9,304.72	0.0
Misc. Revenues	10510000000	515.01	0.00	515.01	0.0	(46,974.68)	10,900.00	(57,874.68)	(531.0)
PAWUIC/ Defensible Space Reimbursements	10512531000	0.00	0.00	0.00	0.0	0.00	24,000.00	(24,000.00)	(100.0)
Tech Services Contracting Revenue	10514041000	0.00	0.00	0.00	0.0	145,924.30	184,725.00	(38,800.70)	(21.0)
Supplies for Outside Agency Work	10514141000	0.00	0.00	0.00	0.0	3,500.62	10,000.00	(6,499.38)	(65.0)
Smart & Safe Prop 207 Revenue	10530000000	0.00	0.00	0.00	0.0	204,385.49	0.00	204,385.49	0.0
Rebates/Refunds	10535000000	1,489.32	0.00	1,489.32	0.0	5,445.77	0.00	5,445.77	0.0
Donations	10540000000	150.00	0.00	150.00	0.0	995.00	500.00	495.00	99.0
Grants-FEMA- SAFER	10543000000	429,385.02	0.00	429,385.02	0.0	716,652.18	71,618.00	645,034.18	900.7
Grants - Miscellaneous	10543010000	0.00	0.00	0.00	0.0	43,376.08	0.00	43,376.08	0.0
Misc. Prevention	10560000000	0.00	0.00	0.00	0.0	0.00	2,100.00	(2,100.00)	(100.0)
Warehouse Purchasing Group	10570000000	14,429.13	0.00	14,429.13	0.0	184,606.76	210,000.00	(25,393.24)	(12.1)
61 Lease Revenue	10585500000	0.00	0.00	0.00	0.0	42,000.00	30,000.00	12,000.00	40.0
CARTA Classes	10590000000	4,000.00	0.00	4,000.00	0.0	5,050.00	15,000.00	(9,950.00)	(66.3)
CPR/EMS classes	10590500000	900.00	0.00	900.00	0.0	4,610.00	26,000.00	(21,390.00)	(82.3)
<b>Net Revenues</b>		<b>\$7,058,515.59</b>	<b>\$0.00</b>	<b>\$7,058,515.59</b>	<b>0.0 %</b>	<b>\$29,133,396.69</b>	<b>\$27,649,030.00</b>	<b>\$1,484,366.69</b>	<b>5.4 %</b>
<b><u>Personnel Expenses</u></b>									
Salaries/Admin	10610010000	\$108,550.42	\$0.00	\$(108,550.42)	0.0%	\$904,885.83	\$914,298.00	\$9,412.17	1.0%
Salaries/Prevention	10610020000	42,824.00	0.00	(42,824.00)	0.0	334,353.36	371,045.00	36,691.64	9.9
Salaries/Operations	10610030000	992,343.28	0.00	(992,343.28)	0.0	7,900,448.47	8,838,743.00	938,294.53	10.6
Salaries/Training	10610035000	26,341.32	0.00	(26,341.32)	0.0	209,687.32	243,433.00	33,745.68	13.9
Salaries/Communications	10610041000	48,444.80	0.00	(48,444.80)	0.0	382,040.80	433,677.00	51,636.20	11.9
Salaries/Facilities Maintenance	10610043000	15,650.40	0.00	(15,650.40)	0.0	120,808.00	129,519.00	8,711.00	6.7
Salaries/Fleet Maint	10610048000	42,225.60	0.00	(42,225.60)	0.0	362,318.33	413,251.00	50,932.67	12.3
Salaries/Warehouse	10610049000	18,835.20	0.00	(18,835.20)	0.0	141,251.90	149,896.00	8,644.10	5.8
CEO/ Fire Chief	10610110000	19,703.22	0.00	(19,703.22)	0.0	156,996.87	170,761.00	13,764.13	8.1

6/10/22  
1:49:51 PM

**CAFMA-Central Arizona Fire and Medical**  
**Income Statement**  
(Original Budget to Actual Comparison)  
For the period of 5/1/2022 Through 5/31/2022

Fund: (10) General Fund

	Account	Actual	Current Period		%	Actual	Year To Date		%
			Budget	Variance			Budget	Variance	
Special Detail/Fire Pals	10610320400	2,212.50	0.00	(2,212.50)	0.0	6,281.25	12,600.00	6,318.75	50.1
Special Detail/ Babysitting Classes	10610320402	0.00	0.00	0.00	0.0	0.00	250.00	250.00	100.0
Special Detail/Prev/Spec Ev Assign Pay	10610320403	0.00	0.00	0.00	0.0	0.00	4,500.00	4,500.00	100.0
Special Detail / OPS	10610330000	0.00	0.00	0.00	0.0	100.00	0.00	(100.00)	0.0
Spec Det/Ops CPR Prgrm Int/Ext	10610330425	0.00	0.00	0.00	0.0	1,450.00	5,000.00	3,550.00	71.0
Telestaff Maintenance	10610330426	0.00	0.00	0.00	0.0	0.00	2,000.00	2,000.00	100.0
Spec Det/Ops Employee Hlth Immuniz Prgrm	10610330431	0.00	0.00	0.00	0.0	0.00	1,400.00	1,400.00	100.0
Spec Det/Ops CISD Program Shift Peers	10610330435	0.00	0.00	0.00	0.0	0.00	500.00	500.00	100.0
Spec Det/Ops/Tower Work	10610330439	0.00	0.00	0.00	0.0	680.00	6,500.00	5,820.00	89.5
Spec Det/Ops Haz Mat Program	10610330440	0.00	0.00	0.00	0.0	325.00	625.00	300.00	48.0
Spec Det/Ops Hose Program	10610330441	0.00	0.00	0.00	0.0	0.00	500.00	500.00	100.0
Spec Det/Ops SCBA Program	10610330442	0.00	0.00	0.00	0.0	0.00	6,500.00	6,500.00	100.0
Spec Det/Ops Recruit Academy	10610330447	0.00	0.00	0.00	0.0	8,231.25	8,700.00	468.75	5.4
Spec Det/Ops Promo Testing	10610330449	5,412.50	0.00	(5,412.50)	0.0	6,462.50	8,250.00	1,787.50	21.7
Spec Det/ Ops Misc.	10610330452	1,525.00	0.00	(1,525.00)	0.0	12,437.50	8,000.00	(4,437.50)	(55.5)
Spec Duty Training	10610335476	0.00	0.00	0.00	0.0	0.00	2,600.00	2,600.00	100.0
Spec Det/Trng Instr CARTA	10610335479	0.00	0.00	0.00	0.0	8,756.25	5,000.00	(3,756.25)	(75.1)
Spec Det/ In House EMS Training	10610335482	137.50	0.00	(137.50)	0.0	5,675.00	25,000.00	19,325.00	77.3
Spec Det/Tower Rescue/Instructor	10610335483	0.00	0.00	0.00	0.0	0.00	1,000.00	1,000.00	100.0
Spec Det/ Warehouse	10610349451	0.00	0.00	0.00	0.0	0.00	5,000.00	5,000.00	100.0
Acting Pay - Administration	10610410000	56.00	0.00	(56.00)	0.0	332.00	0.00	(332.00)	0.0
Acting Pay - Prevention	10610420000	10.00	0.00	(10.00)	0.0	561.00	500.00	(61.00)	(12.2)
Acting Pay - Ops	10610430000	5,476.00	0.00	(5,476.00)	0.0	46,259.50	52,560.00	6,300.50	12.0
Acting Pay - Tech Services	10610441000	40.00	0.00	(40.00)	0.0	40.00	0.00	(40.00)	0.0
Acting Pay - Fleet Maintenance	10610448000	120.00	0.00	(120.00)	0.0	300.00	400.00	100.00	25.0
Vacation/ Sick Leave Buy Back	10610530000	0.00	0.00	0.00	0.0	19,260.84	300,000.00	280,739.16	93.6
O.T. Salaries/Admin	10611010000	690.15	0.00	(690.15)	0.0	1,868.07	9,000.00	7,131.93	79.2
O.T. Salaries/ Prevention	10611020000	580.66	0.00	(580.66)	0.0	1,879.06	15,000.00	13,120.94	87.5
Recall O.T./Operations	10611030000	6,113.47	0.00	(6,113.47)	0.0	29,700.15	45,000.00	15,299.85	34.0
SWAT Response / Coverage	10611030250	(183.86)	0.00	183.86	0.0	(1,495.34)	9,000.00	10,495.34	116.6
O.T. Salaries/CARTA	10611035000	422.22	0.00	(422.22)	0.0	422.22	2,828.00	2,405.78	85.1
O.T. Salaries/Tech Seives	10611041000	1,327.84	0.00	(1,327.84)	0.0	15,635.75	25,000.00	9,364.25	37.5
O.T. Salaries/Comm-Outside Agency	10611041561	0.00	0.00	0.00	0.0	(583.44)	0.00	583.44	0.0
O.T. Salaries/Facilities Maintenance	10611043000	0.00	0.00	0.00	0.0	0.00	5,000.00	5,000.00	100.0
O.T. Salaries/ Fleet Maintenance	10611048000	1,766.09	0.00	(1,766.09)	0.0	11,745.81	23,000.00	11,254.19	48.9
O.T. Salaries/Warehouse	10611049000	252.43	0.00	(252.43)	0.0	3,174.23	15,000.00	11,825.77	78.8
FLSA Pay	10611130000	68,447.03	0.00	(68,447.03)	0.0	538,779.95	659,788.00	121,008.05	18.3



6/10/22  
1:49:51 PM

**CAFMA-Central Arizona Fire and Medical**  
**Income Statement**  
(Original Budget to Actual Comparison)  
For the period of 5/1/2022 Through 5/31/2022

Fund: (10) General Fund

	Account	Current Period				Year To Date			
		Actual	Budget	Variance	%	Actual	Budget	Variance	%
Shift O.T./Operations	10611230000	0.00	0.00	0.00	0.0	13,860.38	0.00	(13,860.38)	0.0
Shift OT Sal/Ops/Rte Shft Cov(AD,SL,FMLA	10611230200	55,669.10	0.00	(55,669.10)	0.0	578,030.57	385,000.00	(193,030.57)	(50.1)
Off District Wildland Fires	10611431000	245,363.92	0.00	(245,363.92)	0.0	1,122,428.13	20,000.00	(1,102,428.13)	(5512.1)
Training Captain OT	10611535300	2,224.38	0.00	(2,224.38)	0.0	30,679.01	29,200.00	(1,479.01)	(5.1)
Trng Cov/Special Duty Pay	10611535304	0.00	0.00	0.00	0.0	258.78	4,950.00	4,691.22	94.8
Trng Cov/EVOC Driver Training Inst Pay	10611535307	0.00	0.00	0.00	0.0	0.00	2,500.00	2,500.00	100.0
Trng Cov/Swift Water Training Officers	10611535380	6,353.70	0.00	(6,353.70)	0.0	6,353.70	2,500.00	(3,853.70)	(154.1)
Trng Cov/Engine Co Training Coverage	10611835326	0.00	0.00	0.00	0.0	0.00	12,600.00	12,600.00	100.0
Trng Cov/OT Eng Co Trng Coverage	10611835330	0.00	0.00	0.00	0.0	9,974.93	26,500.00	16,525.07	62.4
Trng Cov/ OT Special Ops Training	10611835336	0.00	0.00	0.00	0.0	0.00	3,000.00	3,000.00	100.0
Trng Cov/Paramedic Upgrade Training	10611835337	0.00	0.00	0.00	0.0	0.00	10,000.00	10,000.00	100.0
Trng Cov/ OT TRT/ HAZ MAT Training	10611835338	3,742.34	0.00	(3,742.34)	0.0	3,742.34	12,000.00	8,257.66	68.8
ASRS Retirement/Admin	10612910000	11,131.47	0.00	(11,131.47)	0.0	90,946.91	81,863.00	(9,083.91)	(11.1)
ASRS Retirement/Prevention	10612920000	3,586.36	0.00	(3,586.36)	0.0	27,942.20	33,350.00	5,407.80	16.2
ASRS Retirement/Training	10612935000	593.27	0.00	(593.27)	0.0	4,375.51	4,574.00	198.49	4.3
ASRS Retirement/Tech Services	10612941000	6,565.00	0.00	(6,565.00)	0.0	54,128.36	56,050.00	1,921.64	3.4
ASRS Retirement/Facilities Maintenance	10612943000	2,062.65	0.00	(2,062.65)	0.0	15,921.86	16,438.00	516.14	3.1
ASRS Retirement/Fleet Maint	10612948000	4,099.03	0.00	(4,099.03)	0.0	33,124.65	39,866.00	6,741.35	16.9
ASRS Retirement/Warehouse	10612949000	2,528.76	0.00	(2,528.76)	0.0	20,464.15	20,150.00	(314.15)	(1.6)
PSPRS/Admin	10613010000	4,342.59	0.00	(4,342.59)	0.0	77,646.52	136,422.00	58,775.48	43.1
PSPRS/Prevention	10613020000	0.00	0.00	0.00	0.0	50.00	0.00	(50.00)	0.0
PSPRS Operations	10613030000	108,456.29	0.00	(108,456.29)	0.0	2,452,808.61	4,413,580.00	1,960,771.39	44.4
PSPRS/ CARTA	10613035000	3,261.00	0.00	(3,261.00)	0.0	68,684.85	101,221.00	32,536.15	32.1
PSPRS/ Fleet Maint	10613048000	1,732.86	0.00	(1,732.86)	0.0	41,626.19	59,549.00	17,922.81	30.1
PSPRS/COP - Interest	10613130001	0.00	0.00	0.00	0.0	351,473.21	0.00	(351,473.21)	0.0
401A/Admin	10613210000	0.00	0.00	0.00	0.0	0.00	69,261.00	69,261.00	100.0
401A/ Prevention	10613220000	0.00	0.00	0.00	0.0	0.00	13,099.00	13,099.00	100.0
401A Retirement / Ops	10613230000	48,100.14	0.00	(48,100.14)	0.0	344,752.55	691,714.00	346,961.45	50.2
401A/ Fire Chief	10613310000	1,221.60	0.00	(1,221.60)	0.0	18,029.76	33,503.00	15,473.24	46.2
Worker's Comp Insurance/Admin	10615010000	0.00	0.00	0.00	0.0	0.00	22,898.00	22,898.00	100.0
Worker's Comp/Prevention	10615020000	0.00	0.00	0.00	0.0	0.00	19,969.00	19,969.00	100.0
Worker's Comp / Ops	10615030000	0.00	0.00	0.00	0.0	580,848.00	504,037.00	(76,811.00)	(15.2)
Worker's Comp/Training	10615035000	0.00	0.00	0.00	0.0	0.00	12,175.00	12,175.00	100.0
Worker's Comp/Comm	10615041000	0.00	0.00	0.00	0.0	0.00	22,677.00	22,677.00	100.0
Worker's Comp/Facilities	10615043000	0.00	0.00	0.00	0.0	0.00	6,651.00	6,651.00	100.0
Worker's Comp/Maint	10615048000	0.00	0.00	0.00	0.0	0.00	21,588.00	21,588.00	100.0
Worker's Comp/Warehouse	10615049000	0.00	0.00	0.00	0.0	0.00	8,152.00	8,152.00	100.0

6/10/22  
1:49:51 PM

**CAFMA-Central Arizona Fire and Medical**  
**Income Statement**  
(Original Budget to Actual Comparison)  
For the period of 5/1/2022 Through 5/31/2022

Fund: (10) General Fund

	Account	Actual	Current Period Budget	Variance	%	Actual	Year To Date Budget	Variance	%
Worker's Comp/Volunteers	10615110000	0.00	0.00	0.00	0.0	0.00	11.00	11.00	100.0
Worker's Comp Wages Reimbursement	10616500000	0.00	0.00	0.00	0.0	1,777.12	0.00	(1,777.12)	0.0
Unemployment Insurance/Admin	10617010000	7.24	0.00	(7.24)	0.0	104.84	3,211.00	3,106.16	96.7
Unemployment/Prevention	10617020000	0.00	0.00	0.00	0.0	28.27	1,284.00	1,255.73	97.8
Unemployment Insurance/Ops	10617030000	0.00	0.00	0.00	0.0	722.51	25,901.00	25,178.49	97.2
Unemployment / Training	10617035000	0.00	0.00	0.00	0.0	16.79	642.00	625.21	97.4
Unemployment/Communications	10617041000	0.00	0.00	0.00	0.0	28.01	1,070.00	1,041.99	97.4
Unemployment/Facilities	10617043000	0.00	0.00	0.00	0.0	11.21	428.00	416.79	97.4
Unemployment/Maint	10617048000	0.00	0.00	0.00	0.0	32.92	1,070.00	1,037.08	96.9
Unemployment/Warehouse	10617049000	0.00	0.00	0.00	0.0	18.66	535.00	516.34	96.5
401A-ASRS/Admin	10618010000	5,361.48	0.00	(5,361.48)	0.0	43,229.90	52,122.00	8,892.10	17.1
401A-ASRS/Prevention	10618020000	1,709.79	0.00	(1,709.79)	0.0	13,320.89	14,884.00	1,563.11	10.5
401A-ASRS/Training	10618035000	296.39	0.00	(296.39)	0.0	2,185.97	175.00	(2,010.97)	(1149.1)
401A-ASRS/Communication	10618041000	3,088.35	0.00	(3,088.35)	0.0	25,463.63	28,738.00	3,274.37	11.4
401A-ASRS/Facilities Maint	10618043000	970.32	0.00	(970.32)	0.0	7,490.09	8,340.00	849.91	10.2
401A-ASRS/ Maint	10618048000	1,928.34	0.00	(1,928.34)	0.0	16,603.81	19,538.00	2,934.19	15.0
401A-ASRS/ Warehouse	10618049000	1,222.00	0.00	(1,222.00)	0.0	9,975.46	10,224.00	248.54	2.4
Medicare / Admin	10618110000	1,955.80	0.00	(1,955.80)	0.0	15,613.62	15,864.00	250.38	1.6
Medicare Exp/Prevention	10618120000	617.49	0.00	(617.49)	0.0	4,799.27	5,856.00	1,056.73	18.0
Medicare / OPS	10618130000	19,909.63	0.00	(19,909.63)	0.0	146,223.07	152,176.00	5,952.93	3.9
Medicare Exp/CARTA	10618135000	418.62	0.00	(418.62)	0.0	3,456.42	3,571.00	114.58	3.2
Medicare Exp/Communications	10618141000	710.26	0.00	(710.26)	0.0	5,823.09	6,751.00	927.91	13.7
Medicare Exp/Facilities Maintenance	10618143000	223.80	0.00	(223.80)	0.0	1,717.31	1,951.00	233.69	12.0
Medicare Exp/Maint	10618148000	632.71	0.00	(632.71)	0.0	5,573.44	6,331.00	757.56	12.0
Medicare Exp/Warehouse	10618149000	284.51	0.00	(284.51)	0.0	2,326.47	2,391.00	64.53	2.7
Post Employment Health Plan	10618530000	17,274.83	0.00	(17,274.83)	0.0	129,825.90	115,526.00	(14,299.90)	(12.4)
Medical Insurance./Admin	10619010000	19,585.74	0.00	(19,585.74)	0.0	143,961.51	152,640.00	8,678.49	5.7
Medical Insurance/Prevention	10619020000	6,672.30	0.00	(6,672.30)	0.0	45,682.03	52,470.00	6,787.97	12.9
Medical Insurance/OPS	10619030000	156,825.58	0.00	(156,825.58)	0.0	1,071,305.62	1,163,880.00	92,574.38	8.0
Medical Insurance/Training	10619035000	4,069.38	0.00	(4,069.38)	0.0	26,789.28	38,160.00	11,370.72	29.8
Medical Insurance/Comm	10619041000	6,396.30	0.00	(6,396.30)	0.0	45,907.76	52,470.00	6,562.24	12.5
Medical Insurance/Facilities	10619043000	2,657.92	0.00	(2,657.92)	0.0	18,083.52	19,080.00	996.48	5.2
Medical Insurance/Maint	10619048000	6,534.30	0.00	(6,534.30)	0.0	43,656.90	50,085.00	6,428.10	12.8
Medical Insurance/Warehouse	10619049000	3,904.38	0.00	(3,904.38)	0.0	21,994.22	23,850.00	1,855.78	7.8
Medical Insurance Assistance/OPS	10619130000	110,518.00	0.00	(110,518.00)	0.0	651,613.27	580,960.00	(70,653.27)	(12.2)
Training and Travel - Facilities Mtc	10659043000	0.00	0.00	0.00	0.0	0.00	1,500.00	1,500.00	100.0
<b>Total Personnel Expenses</b>		<b>\$2,294,133.69</b>	<b>\$0.00</b>	<b>\$(2,294,133.69)</b>	<b>0.0 %</b>	<b>\$19,684,583.38</b>	<b>\$22,441,346.00</b>	<b>\$2,756,762.62</b>	<b>12.3 %</b>

6/10/22  
1:49:51 PM

**CAFMA-Central Arizona Fire and Medical**  
**Income Statement**  
(Original Budget to Actual Comparison)  
For the period of 5/1/2022 Through 5/31/2022

Fund: (10) General Fund

	Account	Current Period				Year To Date			
		Actual	Budget	Variance	%	Actual	Budget	Variance	%
<u>Supply Expenses</u>									
Office Supplies / Admin	10620010000	\$(40.00)	\$0.00	\$40.00	0.0%	\$158.32	\$500.00	\$341.68	68.3%
Office Supplies / Tech Services	10620041000	0.00	0.00	0.00	0.0	455.62	500.00	44.38	8.9
Office Supplies	10620049000	1,046.30	0.00	(1,046.30)	0.0	5,140.21	12,500.00	7,359.79	58.9
Computer Supplies & Software / Training	10620135000	0.00	0.00	0.00	0.0	12,595.50	17,200.00	4,604.50	26.8
Computer Supplies & Equipment / Communic	10620141000	15,045.48	0.00	(15,045.48)	0.0	231,526.91	254,455.00	22,928.09	9.0
In House Dupl & Prtg	10620510000	2,186.25	0.00	(2,186.25)	0.0	15,516.71	15,000.00	(516.71)	(3.4)
In House Dupl & Prtg/ Warehouse	10620549000	4,874.73	0.00	(4,874.73)	0.0	13,029.50	17,250.00	4,220.50	24.5
District Fire Corps Program	10621010000	0.00	0.00	0.00	0.0	0.00	500.00	500.00	100.0
District Mapping Program	10621141000	7,096.70	0.00	(7,096.70)	0.0	7,096.70	8,700.00	1,603.30	18.4
Employee Health & Wellness Supplies	10621230000	0.00	0.00	0.00	0.0	0.00	157.00	157.00	100.0
Medical Supplies	10621530000	22,483.98	0.00	(22,483.98)	0.0	170,301.34	140,499.00	(29,802.34)	(21.2)
CPR Supplies & Books	10621630000	3,866.21	0.00	(3,866.21)	0.0	8,889.40	10,000.00	1,110.60	11.1
Medical Equipment Replacement	10621730000	746.58	0.00	(746.58)	0.0	24,367.95	22,050.00	(2,317.95)	(10.5)
Fuel (Diesel & Gas)	10622048000	37,279.44	0.00	(37,279.44)	0.0	272,744.57	285,000.00	12,255.43	4.3
Oil & Lubr. (Routine)	10622148000	4,563.07	0.00	(4,563.07)	0.0	18,961.00	18,500.00	(461.00)	(2.5)
Uniforms/Admin	10623010000	0.00	0.00	0.00	0.0	904.96	3,000.00	2,095.04	69.8
Uniforms/Prevention	10623020000	0.00	0.00	0.00	0.0	658.59	3,000.00	2,341.41	78.0
Uniforms/Operations	10623030000	18,352.57	0.00	(18,352.57)	0.0	103,198.08	102,450.00	(748.08)	(0.7)
Uniforms/Operations - Honor Guard	10623030540	801.04	0.00	(801.04)	0.0	859.03	4,000.00	3,140.97	78.5
Uniforms - Training	10623035000	183.29	0.00	(183.29)	0.0	1,327.20	4,200.00	2,872.80	68.4
Uniforms/Communications	10623041000	0.00	0.00	0.00	0.0	303.87	2,500.00	2,196.13	87.8
Uniforms-Facilities Maintenance	10623043000	0.00	0.00	0.00	0.0	0.00	1,000.00	1,000.00	100.0
Uniforms-Fleet Maintenance	10623048000	0.00	0.00	0.00	0.0	30.00	2,750.00	2,720.00	98.9
Uniforms/Warehouse	10623049000	0.00	0.00	0.00	0.0	0.00	1,250.00	1,250.00	100.0
Protective Clothing	10623130000	2,186.80	0.00	(2,186.80)	0.0	129,583.52	123,510.00	(6,073.52)	(4.9)
Station Boots	10623130100	297.32	0.00	(297.32)	0.0	19,455.55	18,300.00	(1,155.55)	(6.3)
Library Reference Materials / Admin	10624010000	0.00	0.00	0.00	0.0	0.00	2,764.00	2,764.00	100.0
Operations Supplies/Routine	10624030000	0.00	0.00	0.00	0.0	0.00	5,550.00	5,550.00	100.0
Library Reference Materials/Tr Ctr	10624035000	477.00	0.00	(477.00)	0.0	1,548.39	6,450.00	4,901.61	76.0
Communications Supplies / Routine	10624041000	0.00	0.00	0.00	0.0	681.93	1,000.00	318.07	31.8
Facilities Maint Supplies/Routine	10624043000	0.00	0.00	0.00	0.0	40.28	530.00	489.72	92.4
Supplies/Prevention	10624220000	0.00	0.00	0.00	0.0	3,818.50	2,840.00	(978.50)	(34.5)
Supplies / Fleet Maintenance	10624248000	1,004.05	0.00	(1,004.05)	0.0	9,087.33	12,000.00	2,912.67	24.3
Supplies / Warehouse	10624249000	272.70	0.00	(272.70)	0.0	3,227.66	6,000.00	2,772.34	46.2
Library Reference Materials/Prevention	10624320000	294.00	0.00	(294.00)	0.0	1,884.65	2,960.00	1,075.35	36.3

6/10/22  
1:49:51 PM

**CAFMA-Central Arizona Fire and Medical**  
**Income Statement**  
(Original Budget to Actual Comparison)  
For the period of 5/1/2022 Through 5/31/2022

Fund: (10) General Fund

	Account	Current Period				Year To Date			
		Actual	Budget	Variance	%	Actual	Budget	Variance	%
Pub Ed/School Ed/Prevention	10624520000	363.29	0.00	(363.29)	0.0	4,790.21	12,015.00	7,224.79	60.1
Public Education/EMS	10624530000	0.00	0.00	0.00	0.0	0.00	2,500.00	2,500.00	100.0
Supplies-Warehouse Purchasing Group	10624549000	14,555.84	0.00	(14,555.84)	0.0	171,887.87	200,000.00	28,112.13	14.1
PAWUIC Defensiblw Space Grant	10624920010	0.00	0.00	0.00	0.0	3,813.75	24,000.00	20,186.25	84.1
Vehicle Maint (Routine)	10625048000	10,282.20	0.00	(10,282.20)	0.0	121,664.83	150,000.00	28,335.17	18.9
Vehicle Maint (Special Prjcts)	10625148000	284.89	0.00	(284.89)	0.0	3,920.97	6,500.00	2,579.03	39.7
FF Equipment Maintenance	10626048000	8,858.05	0.00	(8,858.05)	0.0	23,038.94	21,500.00	(1,538.94)	(7.2)
SCBA Supplies & Maint	10626348000	1,942.52	0.00	(1,942.52)	0.0	26,464.94	34,500.00	8,035.06	23.3
Tire Replacement	10626548000	14,211.13	0.00	(14,211.13)	0.0	58,630.17	50,000.00	(8,630.17)	(17.3)
Tire Repair	10626648000	0.00	0.00	0.00	0.0	3,487.27	6,500.00	3,012.73	46.3
Building Maint Supplies	10627043001	2,882.15	0.00	(2,882.15)	0.0	12,638.04	20,500.00	7,861.96	38.4
Building Maint Supplies/Prevention	10627043002	64.39	0.00	(64.39)	0.0	543.23	2,500.00	1,956.77	78.3
Building Maint Supplies-Administration	10627043011	319.33	0.00	(319.33)	0.0	2,979.14	7,000.00	4,020.86	57.4
Building Maint Supplies/CARTA	10627043035	702.15	0.00	(702.15)	0.0	7,903.79	13,500.00	5,596.21	41.5
Building Maint Supplies/Comm Building	10627043041	1,431.89	0.00	(1,431.89)	0.0	2,993.88	4,000.00	1,006.12	25.2
Building Maint Supplies/Maint Facility	10627043048	201.84	0.00	(201.84)	0.0	5,333.25	5,000.00	(333.25)	(6.7)
Building Maint Supplies/Warehouse	10627043049	0.00	0.00	0.00	0.0	278.32	5,000.00	4,721.68	94.4
Building Maint Supplies/Sta 50	10627043050	30.73	0.00	(30.73)	0.0	1,797.10	4,000.00	2,202.90	55.1
Building Maint Supplies/Sta 51	10627043051	0.00	0.00	0.00	0.0	4,499.58	5,600.00	1,100.42	19.7
Building Maint Supplies/Sta 52	10627043052	37.58	0.00	(37.58)	0.0	877.99	2,000.00	1,122.01	56.1
Building Maint Supplies/Sta 53	10627043053	273.93	0.00	(273.93)	0.0	5,171.23	5,000.00	(171.23)	(3.4)
Building Maint Supplies/Sta 54	10627043054	0.00	0.00	0.00	0.0	944.85	5,000.00	4,055.15	81.1
Building Maint Supplies/Sta 56	10627043056	0.00	0.00	0.00	0.0	0.00	2,000.00	2,000.00	100.0
Building Maint Supplies/Sta 57	10627043057	0.00	0.00	0.00	0.0	1,972.32	5,000.00	3,027.68	60.6
Building Maint Supplies/Sta 58	10627043058	0.00	0.00	0.00	0.0	697.49	5,000.00	4,302.51	86.1
Building Maint Supplies/Sta 59	10627043059	23.31	0.00	(23.31)	0.0	1,912.18	5,000.00	3,087.82	61.8
Building Maint Supplies - Station 61	10627043061	1,322.10	0.00	(1,322.10)	0.0	7,228.61	9,000.00	1,771.39	19.7
Building Maint Supplies - Station 62	10627043062	0.00	0.00	0.00	0.0	1,506.69	5,000.00	3,493.31	69.9
Building Maint Supplies - Station 63	10627043063	511.88	0.00	(511.88)	0.0	2,045.44	5,000.00	2,954.56	59.1
Building Maint Supplies- Large Projects	10627043100	32,509.46	0.00	(32,509.46)	0.0	178,020.68	175,000.00	(3,020.68)	(1.7)
Furniture & Fixture Replacement	10627143000	621.23	0.00	(621.23)	0.0	16,705.35	29,200.00	12,494.65	42.8
Furniture & Fixtures / Warehouse	10627149000	0.00	0.00	0.00	0.0	5,029.85	6,000.00	970.15	16.2
Janitorial / All Stations	10627249000	4,161.86	0.00	(4,161.86)	0.0	31,283.96	27,500.00	(3,783.96)	(13.8)
Station Supplies-All Stations	10627349000	238.55	0.00	(238.55)	0.0	13,109.94	11,000.00	(2,109.94)	(19.2)
Site / Equip Maint Supplies / Comm	10627441000	8,995.30	0.00	(8,995.30)	0.0	10,999.21	25,000.00	14,000.79	56.0
Radio/Pager Maintenance	10628041000	35,645.47	0.00	(35,645.47)	0.0	52,685.43	99,500.00	46,814.57	47.0
Supplies for Outside Agency Work	10628141000	0.00	0.00	0.00	0.0	20,969.13	10,000.00	(10,969.13)	(109.7)

**CAFMA-Central Arizona Fire and Medical**  
**Income Statement**  
(Original Budget to Actual Comparison)  
For the period of 5/1/2022 Through 5/31/2022

Fund: (10) General Fund

	Account	Actual	Current Period Budget	Variance	%	Actual	Year To Date Budget	Variance	%
Supplies for Outside Agency Work	10628148000	248.25	0.00	(248.25)	0.0	19,155.34	24,000.00	4,844.66	20.2
Batteries / Communications	10628841000	0.00	0.00	0.00	0.0	0.00	150.00	150.00	100.0
Batteries/ All Stations	10628849000	733.76	0.00	(733.76)	0.0	2,529.34	3,170.00	640.66	20.2
Firefighter Equipment Replacement	10628930000	3,534.49	0.00	(3,534.49)	0.0	26,210.41	55,600.00	29,389.59	52.9
Firefighting Equipment New Purchases	10629030000	0.00	0.00	0.00	0.0	75,839.43	80,000.00	4,160.57	5.2
Haz-Mat Equipment	10629130000	820.00	0.00	(820.00)	0.0	17,124.98	9,000.00	(8,124.98)	(90.3)
Comm/Radio Technician Equipment	10629241000	0.00	0.00	0.00	0.0	3,298.62	6,750.00	3,451.38	51.1
Technical Rescue Equipment	10629330000	0.00	0.00	0.00	0.0	13,841.48	14,000.00	158.52	1.1
Drone Program	10629430000	875.00	0.00	(875.00)	0.0	2,759.51	3,500.00	740.49	21.2
Wildland Equipment Replacement	10629530000	346.71	0.00	(346.71)	0.0	5,530.73	5,000.00	(530.73)	(10.6)
CARTA Equipment/ Prop Supplies	10629635000	6,525.41	0.00	(6,525.41)	0.0	8,929.85	32,000.00	23,070.15	72.1
Exercise Equipment - Ops	10629730000	7,198.01	0.00	(7,198.01)	0.0	7,238.61	10,000.00	2,761.39	27.6
Small Tools/Facilities Maintenance	10630043000	3,927.33	0.00	(3,927.33)	0.0	9,727.67	11,500.00	1,772.33	15.4
Small Tools / Maintenance	10630048000	419.62	0.00	(419.62)	0.0	8,184.71	9,000.00	815.29	9.1
Small Tools / Warehouse	10630049000	0.00	0.00	0.00	0.0	36.43	900.00	863.57	96.0
Safety Equip & Supplies/Warehouse	10631049000	0.00	0.00	0.00	0.0	64.93	750.00	685.07	91.3
<b>Total Supply Expenses</b>		<b>\$288,117.16</b>	<b>\$0.00</b>	<b>\$(288,117.16)</b>	<b>0.0 %</b>	<b>\$2,065,690.94</b>	<b>\$2,380,000.00</b>	<b>\$314,309.06</b>	<b>13.2 %</b>
<b><u>Service Expenses</u></b>									
Audit & Accounting	10640010000	\$1,463.00	\$0.00	\$(1,463.00)	0.0%	\$29,376.00	\$36,000.00	\$6,624.00	18.4%
Other Prof Services/Admin	10640510000	238.98	0.00	(238.98)	0.0	9,645.68	44,600.00	34,954.32	78.4
Other Prof Services/Ops	10640530000	1,385.25	0.00	(1,385.25)	0.0	41,408.34	47,951.00	6,542.66	13.6
Other Prof Services/Comm	10640541000	11,749.01	0.00	(11,749.01)	0.0	51,403.97	81,500.00	30,096.03	36.9
Other Prof Services/Facilities	10640543000	560.00	0.00	(560.00)	0.0	28,867.14	44,450.00	15,582.86	35.1
Legal Services - Routine	10641010000	5,355.56	0.00	(5,355.56)	0.0	41,403.06	70,000.00	28,596.94	40.9
Legal Services-Non Routine	10641010600	0.00	0.00	0.00	0.0	0.00	7,500.00	7,500.00	100.0
Legal Services - CON Legal & Consulting	10641010605	7,582.50	0.00	(7,582.50)	0.0	71,235.90	50,000.00	(21,235.90)	(42.5)
Mental Health	10641510000	10,912.54	0.00	(10,912.54)	0.0	59,687.54	45,900.00	(13,787.54)	(30.0)
Employee Health / Exams/Ops	10641530000	25,837.00	0.00	(25,837.00)	0.0	57,125.76	73,787.00	16,661.24	22.6
Employee Assistance Program	10642010000	3,060.00	0.00	(3,060.00)	0.0	12,110.00	9,200.00	(2,910.00)	(31.6)
Dispatch Services/Ops	10642530000	36,931.89	0.00	(36,931.89)	0.0	631,609.18	860,966.00	229,356.82	26.6
Communications/Admin	10643010000	733.50	0.00	(733.50)	0.0	1,956.00	0.00	(1,956.00)	0.0
Communications	10643041000	8,068.07	0.00	(8,068.07)	0.0	84,074.36	91,700.00	7,625.64	8.3
Postage/Admin	10643510000	1,496.00	0.00	(1,496.00)	0.0	3,420.33	6,500.00	3,079.67	47.4
Shipping / Warehouse	10643549000	127.70	0.00	(127.70)	0.0	1,285.58	1,750.00	464.42	26.5
Fire Board Expenses	10644110000	0.00	0.00	0.00	0.0	49.13	500.00	450.87	90.2
Off District Expenses	10644231000	36,978.96	0.00	(36,978.96)	0.0	134,742.65	20,000.00	(114,742.65)	(573.7)

6/10/22  
1:49:51 PM

**CAFMA-Central Arizona Fire and Medical**  
**Income Statement**  
(Original Budget to Actual Comparison)  
For the period of 5/1/2022 Through 5/31/2022

Fund: (10) General Fund

	Account	Actual	Current Period			Actual	Year To Date		
			Budget	Variance	%		Budget	Variance	%
Newspaper Advertising	10647010000	0.00	0.00	0.00	0.0	647.37	4,000.00	3,352.63	83.8
Outside Duplication & Printing / Admin	10649010000	0.00	0.00	0.00	0.0	444.85	1,750.00	1,305.15	74.6
Outside Dupl & Printing/Prevention	10649020000	0.00	0.00	0.00	0.0	380.23	1,400.00	1,019.77	72.8
Outside Dupl & Printing/Ops	10649030000	0.00	0.00	0.00	0.0	946.82	2,550.00	1,603.18	62.9
Insurance	10650010000	408.00	0.00	(408.00)	0.0	150,318.77	145,000.00	(5,318.77)	(3.7)
Cable TV	10650843000	166.77	0.00	(166.77)	0.0	1,634.42	1,575.00	(59.42)	(3.8)
Electric	10651043000	23,858.13	0.00	(23,858.13)	0.0	153,017.43	168,973.00	15,955.57	9.4
Sanitation Charge - Health/Medical Waste	10651230000	89.82	0.00	(89.82)	0.0	522.56	1,000.00	477.44	47.7
Sanitation	10651243000	1,430.46	0.00	(1,430.46)	0.0	8,135.76	9,260.00	1,124.24	12.1
Natural Gas	10652043000	1,196.46	0.00	(1,196.46)	0.0	19,026.24	22,150.00	3,123.76	14.1
LPG	10653043000	3,400.00	0.00	(3,400.00)	0.0	32,632.95	32,725.00	92.05	0.3
Pest Control	10653543000	350.00	0.00	(350.00)	0.0	4,030.00	5,000.00	970.00	19.4
Water/Sewer	10654043000	3,442.58	0.00	(3,442.58)	0.0	20,504.51	20,940.00	435.49	2.1
Hydrant Maintenance	10655130000	50.25	0.00	(50.25)	0.0	136.25	3,000.00	2,863.75	95.5
Repair & Maint Equip/Admin	10658010000	0.00	0.00	0.00	0.0	0.00	500.00	500.00	100.0
Outside Repair Equip/ Prevention	10658020000	0.00	0.00	0.00	0.0	60.00	500.00	440.00	88.0
Outside Repair Equip/Ops	10658030000	0.00	0.00	0.00	0.0	22,631.80	20,105.00	(2,526.80)	(12.6)
Outside Repair Equip/ CARTA	10658035000	0.00	0.00	0.00	0.0	0.00	2,000.00	2,000.00	100.0
Outside Repair Equip/Fac Maint	10658043000	65.96	0.00	(65.96)	0.0	852.18	2,700.00	1,847.82	68.4
Outside Repair/Veh Maint Equip	10658048000	0.00	0.00	0.00	0.0	15,789.97	22,500.00	6,710.03	29.8
EMS Training	10658735000	0.00	0.00	0.00	0.0	199.00	3,110.00	2,911.00	93.6
CARTA Training Classes	10658835000	1,679.60	0.00	(1,679.60)	0.0	3,999.11	15,700.00	11,700.89	74.5
Training & Travel/Admin	10659010000	825.00	0.00	(825.00)	0.0	9,543.62	24,300.00	14,756.38	60.7
Training & Travel/Prevention	10659020000	150.00	0.00	(150.00)	0.0	9,257.59	9,800.00	542.41	5.5
Training & Travel/OPS	10659030000	11,900.24	0.00	(11,900.24)	0.0	45,123.05	47,105.00	1,981.95	4.2
Traning & Travel Conference-Honor Guard	10659030540	0.00	0.00	0.00	0.0	0.00	1,500.00	1,500.00	100.0
Training & Travel - Pipes and Drums	10659030541	0.00	0.00	0.00	0.0	0.00	2,500.00	2,500.00	100.0
Training & Travel/CARTA	10659035000	554.05	0.00	(554.05)	0.0	5,009.37	31,900.00	26,890.63	84.3
Training & Travel/Communications	10659041000	0.00	0.00	0.00	0.0	1,059.43	6,500.00	5,440.57	83.7
Travel & Training / Fleet Maintenance	10659048000	54.00	0.00	(54.00)	0.0	54.00	4,000.00	3,946.00	98.7
Travel & Training / Warehouse	10659049000	149.00	0.00	(149.00)	0.0	3,224.97	1,500.00	(1,724.97)	(115.0)
Books & Subscriptions / Training Center/	10659135035	0.00	0.00	0.00	0.0	30.55	1,050.00	1,019.45	97.1
ACLS Upgrade	10659335000	0.00	0.00	0.00	0.0	8,450.00	21,930.00	13,480.00	61.5
College - Upper and Lower Division	10659435000	2,673.60	0.00	(2,673.60)	0.0	15,133.20	0.00	(15,133.20)	0.0
Awards / Admin	10659510000	39.01	0.00	(39.01)	0.0	6,684.67	6,200.00	(484.67)	(7.8)
Awards / Ops	10659530000	185.25	0.00	(185.25)	0.0	2,203.13	6,375.00	4,171.87	65.4
INACTIVE-CollUpperLower	10659535000	0.00	0.00	0.00	0.0	0.00	20,000.00	20,000.00	100.0



6/10/22  
1:49:51 PM

**CAFMA-Central Arizona Fire and Medical**  
**Income Statement**  
(Original Budget to Actual Comparison)  
For the period of 5/1/2022 Through 5/31/2022

Fund: (10) General Fund

	Account	Actual	Current Period Budget	Variance	%	Actual	Year To Date Budget	Variance	%
Dues / Admin	10660010000	539.00	0.00	(539.00)	0.0	4,746.86	7,635.00	2,888.14	37.8
Dues/Prevention	10660020000	0.00	0.00	0.00	0.0	1,009.50	1,542.00	532.50	34.5
Dues/Operations	10660030000	0.00	0.00	0.00	0.0	413.00	4,400.00	3,987.00	90.6
Dues/CARTA	10660035000	0.00	0.00	0.00	0.0	1,077.50	1,635.00	557.50	34.1
Dues/Warehouse	10660049000	0.00	0.00	0.00	0.0	0.00	200.00	200.00	100.0
Misc/Admin	10661010000	(176,901.57)	0.00	176,901.57	0.0	(34,815.52)	2,500.00	37,315.52	1492.6
Misc/Prevention	10661020000	0.00	0.00	0.00	0.0	2,132.42	2,880.00	747.58	26.0
Misc/Operations	10661030000	0.00	0.00	0.00	0.0	334.39	0.00	(334.39)	0.0
Misc/Operations - Routine	10661030490	0.00	0.00	0.00	0.0	0.00	2,250.00	2,250.00	100.0
Misc/Operations - Fire Rehab	10661030491	0.00	0.00	0.00	0.0	36.03	2,250.00	2,213.97	98.4
Misc/Operations	10661030492	33.00	0.00	(33.00)	0.0	102.50	550.00	447.50	81.4
Misc/Promotional Testing	10661030494	0.00	0.00	0.00	0.0	0.00	2,000.00	2,000.00	100.0
Misc/Captain Promotional Testing	10661030496	0.00	0.00	0.00	0.0	309.10	1,200.00	890.90	74.2
Misc/Firefighter Recruitment Supplies	10661030498	0.00	0.00	0.00	0.0	0.00	200.00	200.00	100.0
Contract Services / Comm & IT	10663041000	0.00	0.00	0.00	0.0	7,513.18	8,400.00	886.82	10.6
<b>Total Service Expenses</b>		<b>\$28,818.57</b>	<b>\$0.00</b>	<b>\$(28,818.57)</b>	<b>0.0 %</b>	<b>\$1,783,943.38</b>	<b>\$2,201,044.00</b>	<b>\$417,100.62</b>	<b>19.0 %</b>
<b><u>Capital Expenses</u></b>									
Allocation to Capital Reserve Account	10770100000	\$0.00	\$0.00	\$0.00	0.0%	\$0.00	\$79,956.00	\$79,956.00	100.0%
Capital Outlay/ Facilities	10772043000	44,926.52	0.00	(44,926.52)	0.0	129,181.22	796,500.00	667,318.78	83.8
Capital Outlay/Vehicles/OPS	10773030000	218,580.95	0.00	(218,580.95)	0.0	3,026,698.08	1,184,314.00	(1,842,384.08)	(155.6)
Capital Outlay/Vehicles-Equip for engine	10773030100	0.00	0.00	0.00	0.0	0.00	89,141.00	89,141.00	100.0
Capital Outlay/ Vehicles/ CARTA	10773035000	0.00	0.00	0.00	0.0	7,226.45	0.00	(7,226.45)	0.0
Capital Outlay/ Vehicles/ Warehouse	10773049000	0.00	0.00	0.00	0.0	0.00	74,000.00	74,000.00	100.0
Capital Outlay/ Equip/ Prevention	10774020000	0.00	0.00	0.00	0.0	0.00	98,282.00	98,282.00	100.0
Capital Outlay/ Equip/ OPS	10774030000	0.00	0.00	0.00	0.0	78,474.79	90,081.00	11,606.21	12.9
Capital Outlay/ Equip/ Fleet Maintenance	10774048000	32,524.16	0.00	(32,524.16)	0.0	32,524.16	0.00	(32,524.16)	0.0
Capital Outlay - Comm/IT	10775041000	38,511.26	0.00	(38,511.26)	0.0	155,428.00	230,000.00	74,572.00	32.4
<b>Total Capital Expenses</b>		<b>\$334,542.89</b>	<b>\$0.00</b>	<b>\$(334,542.89)</b>	<b>0.0 %</b>	<b>\$3,429,532.70</b>	<b>\$2,642,274.00</b>	<b>\$(787,258.70)</b>	<b>(29.8)%</b>
<b>Total Expenses</b>		<b>\$2,945,612.31</b>		<b>\$(2,945,612.31)</b>		<b>\$26,963,750.40</b>	<b>\$29,664,664.00</b>	<b>\$2,700,913.60</b>	<b>9.1%</b>
<b>Income (Loss) from Operations</b>		<b>\$4,112,903.28</b>	<b>\$0.00</b>	<b>\$4,112,903.28</b>	<b>0.0%</b>	<b>\$2,169,646.29</b>	<b>\$(2,015,634.00)</b>	<b>\$4,185,280.29</b>	<b>207.6%</b>
<b><u>Contingency</u></b>									
Funded Contingency/Admin	10780010000	\$0.00	\$0.00	\$0.00	0.0%	\$0.00	\$(107,285.00)	\$107,285.00	100.0%
Funded Contingency/Prevention	10780020000	0.00	0.00	0.00	0.0	0.00	(30,287.00)	30,287.00	100.0
Funded Contingency/OPS	10780030000	0.00	0.00	0.00	0.0	0.00	(990,925.00)	990,925.00	100.0

6/10/22  
1:49:51 PM

**CAFMA-Central Arizona Fire and Medical**  
Income Statement  
(Original Budget to Actual Comparison)  
For the period of 5/1/2022 Through 5/31/2022

Fund: (10) General Fund

	Account	Actual	Current Period		%	Actual	Year To Date		%
			Budget	Variance			Budget	Variance	
Funded Contingency/Training	10780035000	0.00	0.00	0.00	0.0	0.00	(28,093.00)	28,093.00	100.0
Funded Contingency/Tech Serv	10780041000	0.00	0.00	0.00	0.0	0.00	(61,154.00)	61,154.00	100.0
Funded Contingency/Facilities	10780043000	0.00	0.00	0.00	0.0	0.00	(41,451.00)	41,451.00	100.0
Funded Contingency/Warehouse	10780049000	0.00	0.00	0.00	0.0	0.00	(26,248.00)	26,248.00	100.0
<b>Total Contingency</b>		<b>\$0.00</b>	<b>\$0.00</b>	<b>\$0.00</b>	<b>0.0 %</b>	<b>\$0.00</b>	<b>\$(1,285,443.00)</b>	<b>\$1,285,443.00</b>	<b>100.0 %</b>
<b>Net Income (Loss)</b>		<b>\$4,112,903.28</b>	<b>\$0.00</b>	<b>\$4,112,903.28</b>	<b>0.0%</b>	<b>\$2,169,646.29</b>	<b>\$(3,301,077.00)</b>	<b>\$5,470,723.29</b>	<b>165.7%</b>

6/10/22  
1:49:57 PM

**CAFMA-Central Arizona Fire and Medical**

Balance Sheet  
As of 5/31/2022

**Assets**

**Current Assets**

Cash with Yavapai County	\$10,134,187.52	
Capital Reserve Fund	6,020,302.61	
Accounts Receivable	261,967.65	
Misc. Receivables	787.58	
Retiree/Insurance Receivable	7,551.88	
Due from other govts	948,435.00	
Total Current Assets		\$17,373,232.24

**Total Assets**

\$17,373,232.24

**Liabilities and Net Assets**

**Current Liabilities**

Accounts Payable	\$296,610.27	
Accrued Payroll Expenses	627,553.44	
Credit Card Payable	(146,674.42)	
PSPRS Payable	650,163.37	
ASRS Payable	(2.60)	
Medical Insurance Withheld	(17,863.32)	
Dental Insurance Withheld	(1,468.00)	
Vision Insurance Withheld	(1,154.26)	
Supplemental Insurance Withheld	(2,474.10)	
Court Levy Withheld	(1,360.82)	
Deferred Revenue - Prop Tax	948,435.00	
Total Current Liabilities		\$2,351,764.56

**Total Liabilities**

\$2,351,764.56

**Net Assets**

Fund Balance	\$12,851,821.39	
Current Year Net Assets	2,169,646.29	
Total Net Assets		15,021,467.68
Total Liabilities and Net Assets		<u>\$17,373,232.24</u>

**CAFMA-Central Arizona Fire and Medical**  
GL Account Ledger - Detail By Period  
5/1/2022 through 5/31/2022

Batch	Journal	Entry #	Date	Job	Document	Description	Debits	Credits	Balance
<b>10.1100.0.0.000</b>		<b>CASH WITH YAVAPAI COUNTY</b>							<b>\$6,063,810.10</b>
1833	CD	1271777	05/02/22		756742794	Action Graphics - Cash Disbursement ACTGRA	-	945.90	6,062,864.20
1833	CD	1271790	05/02/22		756742795	Amsoil Inc - Cash Disbursement AMSOIL	-	3,871.94	6,058,992.26
1833	CD	1271796	05/02/22		756742796	APS - Cash Disbursement APS	-	4,218.17	6,054,774.09
1833	CD	1271807	05/02/22		756742797	Bennett Oil - Cash Disbursement BENOIL	-	406.78	6,054,367.31
1833	CD	1271810	05/02/22		756742798	Best Pick Disposal, Inc - Cash Disbursement BEPIDI	-	467.73	6,053,899.58
1833	CD	1271819	05/02/22		756742799	Bound Tree Medical LLC - Cash Disbursement BOTRME	-	18,723.45	6,035,176.13
1833	CD	1271880	05/02/22		756742803	Bullock Equipment LLC - Cash Disbursement BULEQU	-	20,492.32	6,014,683.81
1833	CD	1271883	05/02/22		756742804	B & W Fire Security Systems - Cash Disbursement BWFISE	-	5.00	6,014,678.81
1833	CD	1271885	05/02/22		756742805	Sparklight - Cash Disbursement CABONE	-	57.10	6,014,621.71
1833	CD	1271888	05/02/22		756742806	CenturyLink - Cash Disbursement CENLIN	-	1,079.21	6,013,542.50
1833	CD	1271899	05/02/22		756742807	CenturyLink - Cash Disbursement CENLIN	-	26.04	6,013,516.46
1833	CD	1271901	05/02/22		756742808	Chase Bank - Cash Disbursement CHASE	-	2,920.26	6,010,596.20
1833	CD	1271914	05/02/22		756742809	Chase Bank - Cash Disbursement CHASE	-	638,595.72	5,372,000.48
1833	CD	1271941	05/02/22		756742811	City of Prescott - Cash Disbursement CITPRE	-	36,931.89	5,335,068.59
1833	CD	1271943	05/02/22		756742812	City of Prescott - Cash Disbursement CITPRE	-	461.61	5,334,606.98
1833	CD	1271946	05/02/22		756742813	Coppersmith Brockelman PLC - Cash Disbursement COPBRO	-	5,850.00	5,328,756.98
1833	CD	1271948	05/02/22		756742814	Law Off. of Nicolas Cornelius - Cash Disbursement CORNIC	-	7,088.06	5,321,668.92
1833	CD	1271951	05/02/22		756742815	Cummins Rocky Mountain LLC - Cash Disbursement CUROMO	-	21.58	5,321,647.34
1833	CD	1271971	05/02/22		756742817	Diversified Inspections/ITL - Cash Disbursement DIVINS	-	5,336.56	5,316,310.78
1833	CD	1271978	05/02/22		756742818	Enerspect Medical Solutions - Cash Disbursement ENMESO	-	951.83	5,315,358.95
1833	CD	1271982	05/02/22		756742819	Envir. Syst. Research Inst Inc - Cash Disbursement ESRI	-	7,096.70	5,308,262.25
1833	CD	1271985	05/02/22		756742820	FACTORY MOTOR PARTS - Cash Disbursement FAMOPA	-	493.10	5,307,769.15
1833	CD	1272014	05/02/22		756742822	FEDEX - Cash Disbursement FEDEXP	-	36.09	5,307,733.06
1833	CD	1272016	05/02/22		756742823	FleetPride, Inc - Cash Disbursement FLPTRT	-	96.83	5,307,636.23
1833	CD	1272019	05/02/22		756742824	Freightliner of AZ, LLC - Cash Disbursement FROFAR	-	43.25	5,307,592.98
1833	CD	1272023	05/02/22		756742825	Galls LLC - Cash Disbursement GALLS	-	2,216.37	5,305,376.61
1833	CD	1272026	05/02/22		756742826	Globalstar - Cash Disbursement GLOBAL	-	224.74	5,305,151.87
1833	CD	1272028	05/02/22		756742827	Michael M. Golightly & Assoc - Cash Disbursement GOLMIC	-	8,625.49	5,296,526.38
1833	CD	1272045	05/02/22		756742828	W.W. Grainger, Inc - Cash Disbursement GRAING	-	253.87	5,296,272.51
1833	CD	1272050	05/02/22		756742829	Hillyard, Inc-Flagstaff - Cash Disbursement HILLYA	-	515.16	5,295,757.35
1833	CD	1272055	05/02/22		756742830	Interstate Batteries - Cash Disbursement INTBAT	-	515.22	5,295,242.13
1833	CD	1272058	05/02/22		756742831	KAIROS Health Arizona, Inc - Cash Disbursement KAIROS	-	171,961.43	5,123,280.70
1833	CD	1272073	05/02/22		756742832	Kevin Lollar Electric, LLC - Cash Disbursement KELOEL	-	371.94	5,122,908.76
1833	CD	1272084	05/02/22		756742833	Mercury Medical Inc - Cash Disbursement MERMED	-	1,299.81	5,121,608.95
1833	CD	1272088	05/02/22		756742834	Mighty Oaks Foundation - Cash Disbursement MIGOAK	-	1,205.09	5,120,403.86
1833	CD	1272092	05/02/22		756742835	NFP Property and Casualty - Cash Disbursement NFPPRO	-	408.00	5,119,995.86

**CAFMA-Central Arizona Fire and Medical**  
GL Account Ledger - Detail By Period  
5/1/2022 through 5/31/2022

Batch	Journal	Entry #	Date	Job	Document	Description	Debits	Credits	Balance
<b>10.1100.0.0.000</b>			<b>CASH WITH YAVAPAI COUNTY (CONTINUED)</b>						
1833	CD	1272095	05/02/22		756742836	Lifepointe Church - Cash Disbursement ONETIM	\$-	\$283.00	\$5,119,712.86
1833	CD	1272097	05/02/22		756742837	Prescott Steel & Welding - Cash Disbursement PRSTWE	-	6.71	5,119,706.15
1833	CD	1272100	05/02/22		756742838	Rio Angels LLC - Cash Disbursement RIOANG	-	4,362.20	5,115,343.95
1833	CD	1272102	05/02/22		756742839	Sandcastle Counseling, Inc - Cash Disbursement SANCOU	-	100.00	5,115,243.95
1833	CD	1272104	05/02/22		756742840	Smart Document Solutions - Cash Disbursement SMDOSO	-	568.76	5,114,675.19
1833	CD	1272110	05/02/22		756742841	Staples Contract & Commerc.Inc - Cash Disbursement STACOM	-	655.04	5,114,020.15
1833	CD	1272125	05/02/22		756742842	D.G.Shoemaker & Associates Inc - Cash Disbursement SUNSUP	-	1,043.76	5,112,976.39
1833	CD	1272130	05/02/22		756742843	The Hike Shack - Cash Disbursement THHISH	-	283.66	5,112,692.73
1833	CD	1272133	05/02/22		756742844	Town of Prescott Valley - Cash Disbursement TOPRVA	-	1,229.05	5,111,463.68
1833	CD	1272141	05/02/22		756742845	Turbo & Electric Sales & Srvc - Cash Disbursement TUELSA	-	1,555.70	5,109,907.98
1833	CD	1272146	05/02/22		756742846	Unisource Energy Services - Cash Disbursement UNENSE	-	628.25	5,109,279.73
1833	CD	1272155	05/02/22		756742847	United Disposal, Inc - Cash Disbursement UNIDIS	-	231.00	5,109,048.73
1833	CD	1272157	05/02/22		756742848	Wex Bank - Cash Disbursement WEXBAN	-	32,384.97	5,076,663.76
1833	CD	1272159	05/02/22		756742849	Wist Supply & Equipment Co - Cash Disbursement WIOFPR	-	643.74	5,076,020.02
1833	CD	1272163	05/02/22		756742850	XEROX FINANCIAL SERVICES - Cash Disbursement XEFISE	-	374.76	5,075,645.26
1833	CD	1272167	05/02/22		756742851	Yavapai Regional Medical Ctr - Cash Disbursement YAREME	-	25,717.00	5,049,928.26
1833	CD	1272171	05/02/22		756742852	York - Cash Disbursement YORK	-	23.94	5,049,904.32
1833	CD	1271922	05/02/22		DIR.DEP.PPE4.23.22	Chase Bank - PR - DIRECT DEPOSIT PPE 04/23/2022	361,307.94	-	5,411,212.26
1825	PR	1267865	05/03/22		23436	Abel, Todd D. - Payroll Bi-Weekly-Direct Deposit 5/3/2022	-	3,072.02	5,408,140.24
1825	PR	1267886	05/03/22		23437	Anglin, Jake J. - Payroll Bi-Weekly-Direct Deposit 5/3/2022	-	966.30	5,407,173.94
1825	PR	1267912	05/03/22		23438	Apolinar, Johnathan R. - Payroll Bi-Weekly-Direct Deposit 5/3/2022	-	1,697.72	5,405,476.22
1825	PR	1267940	05/03/22		23439	Aponte, Anthony M. - Payroll Bi-Weekly-Direct Deposit 5/3/2022	-	1,780.62	5,403,695.60
1825	PR	1267962	05/03/22		23440	Baker, Mark A. - Payroll Bi-Weekly-Direct Deposit 5/3/2022	-	2,272.47	5,401,423.13
1825	PR	1267985	05/03/22		23441	Barnum, Josh M. - Payroll Bi-Weekly-Direct Deposit 5/3/2022	-	2,204.12	5,399,219.01
1825	PR	1268011	05/03/22		23442	Basurto-Cancino, Leobardo - Payroll Bi-Weekly-Direct Deposit 5/3/2022	-	1,240.40	5,397,978.61
1825	PR	1268032	05/03/22		23443	Blum, Rodney A. - Payroll Bi-Weekly-Direct Deposit 5/3/2022	-	1,659.20	5,396,319.41
1825	PR	1268055	05/03/22		23444	Breyer, Samuel H. - Payroll Bi-Weekly-Direct Deposit 5/3/2022	-	1,609.64	5,394,709.77
1825	PR	1268080	05/03/22		23445	Brookins, Patricia M. - Payroll Bi-Weekly-Direct Deposit 5/3/2022	-	2,555.23	5,392,154.54

**CAFMA-Central Arizona Fire and Medical**  
GL Account Ledger - Detail By Period  
5/1/2022 through 5/31/2022

Batch	Journal	Entry #	Date	Job	Document	Description	Debits	Credits	Balance
<b>10.1100.0.0.000</b>			<b>CASH WITH YAVAPAI COUNTY (CONTINUED)</b>						
1825	PR	1268102	05/03/22		23446	Brown Jr, Dennis F. - Payroll Bi-Weekly-Direct Deposit 5/3/2022	\$-	\$3,748.50	\$5,388,406.04
1825	PR	1268127	05/03/22		23447	Brunk, Jacob A. - Payroll Bi-Weekly-Direct Deposit 5/3/2022	-	2,645.30	5,385,760.74
1825	PR	1268154	05/03/22		23448	Buchanan, Ben D. - Payroll Bi-Weekly-Direct Deposit 5/3/2022	-	4,021.04	5,381,739.70
1825	PR	1268176	05/03/22		23449	Bulters, Scott D. - Payroll Bi-Weekly-Direct Deposit 5/3/2022	-	2,239.86	5,379,499.84
1825	PR	1268199	05/03/22		23450	Buntin, Darrell R. - Payroll Bi-Weekly-Direct Deposit 5/3/2022	-	1,937.16	5,377,562.68
1825	PR	1268225	05/03/22		23451	Burch, Brian J. - Payroll Bi-Weekly-Direct Deposit 5/3/2022	-	2,769.44	5,374,793.24
1825	PR	1268249	05/03/22		23452	Burch, Bryten J. - Payroll Bi-Weekly-Direct Deposit 5/3/2022	-	1,228.67	5,373,564.57
1825	PR	1268277	05/03/22		23453	Burch, Caden C. - Payroll Bi-Weekly-Direct Deposit 5/3/2022	-	2,170.16	5,371,394.41
1825	PR	1268298	05/03/22		23454	Bushman, James V. - Payroll Bi-Weekly-Direct Deposit 5/3/2022	-	2,143.08	5,369,251.33
1825	PR	1268324	05/03/22		23455	Butler, Jason - Payroll Bi-Weekly-Direct Deposit 5/3/2022	-	3,543.10	5,365,708.23
1825	PR	1268353	05/03/22		23456	Butterfield, Jesse D. - Payroll Bi-Weekly-Direct Deposit 5/3/2022	-	1,204.15	5,364,504.08
1825	PR	1268376	05/03/22		23457	Carothers, Robert C. - Payroll Bi-Weekly-Direct Deposit 5/3/2022	-	5,726.27	5,358,777.81
1825	PR	1268401	05/03/22		23458	Cazaly, Marshall - Payroll Bi-Weekly-Direct Deposit 5/3/2022	-	1,730.37	5,357,047.44
1825	PR	1268420	05/03/22		23459	Chase, Rick D. - Payroll Bi-Weekly-Direct Deposit 5/3/2022	-	3,768.20	5,353,279.24
1825	PR	1268442	05/03/22		23460	Clark, Shelly - Payroll Bi-Weekly-Direct Deposit 5/3/2022	-	1,099.08	5,352,180.16
1825	PR	1268470	05/03/22		23461	Collins, Seth M. - Payroll Bi-Weekly-Direct Deposit 5/3/2022	-	2,365.85	5,349,814.31
1825	PR	1268494	05/03/22		23462	Copenhaver, Douglas J. - Payroll Bi-Weekly-Direct Deposit 5/3/2022	-	1,923.15	5,347,891.16
1825	PR	1268517	05/03/22		23463	Cox, Phillip C. - Payroll Bi-Weekly-Direct Deposit 5/3/2022	-	3,344.92	5,344,546.24
1825	PR	1268541	05/03/22		23464	Croft, Adam J. - Payroll Bi-Weekly-Direct Deposit 5/3/2022	-	1,573.43	5,342,972.81
1825	PR	1268563	05/03/22		23465	Crossman, Eric L. - Payroll Bi-Weekly-Direct Deposit 5/3/2022	-	2,124.71	5,340,848.10
1825	PR	1268587	05/03/22		23466	Cruz, Steven R. - Payroll Bi-Weekly-Direct Deposit 5/3/2022	-	2,058.87	5,338,789.23
1825	PR	1268608	05/03/22		23467	Cunningham, Cody A. - Payroll Bi-Weekly-Direct Deposit 5/3/2022	-	1,764.65	5,337,024.58
1825	PR	1268630	05/03/22		23468	Curry, Robert C. - Payroll Bi-Weekly-Direct Deposit 5/3/2022	-	2,259.88	5,334,764.70
1825	PR	1268654	05/03/22		23469	Davidson, Glenn T. - Payroll Bi-Weekly-Direct Deposit 5/3/2022	-	2,523.16	5,332,241.54
1825	PR	1268677	05/03/22		23470	Davis, Bradley M. - Payroll Bi-Weekly-Direct Deposit 5/3/2022	-	3,597.34	5,328,644.20



**CAFMA-Central Arizona Fire and Medical**  
GL Account Ledger - Detail By Period  
5/1/2022 through 5/31/2022

Batch	Journal	Entry #	Date	Job	Document	Description	Debits	Credits	Balance
<b>10.1100.0.0.000</b>			<b>CASH WITH YAVAPAI COUNTY (CONTINUED)</b>						
1825	PR	1268701	05/03/22		23471	Deering, Andrew L. - Payroll Bi-Weekly-Direct Deposit 5/3/2022	\$-	\$861.24	\$5,327,782.96
1825	PR	1268727	05/03/22		23472	DiVall, Nelson - Payroll Bi-Weekly-Direct Deposit 5/3/2022	-	1,328.00	5,326,454.96
1825	PR	1268751	05/03/22		23473	Dibble, Gordon L. - Payroll Bi-Weekly-Direct Deposit 5/3/2022	-	1,712.61	5,324,742.35
1825	PR	1268775	05/03/22		23474	Dixon, Susanne M. - Payroll Bi-Weekly-Direct Deposit 5/3/2022	-	2,281.98	5,322,460.37
1825	PR	1268800	05/03/22		23475	Douglas, Ren W. - Payroll Bi-Weekly-Direct Deposit 5/3/2022	-	6,051.80	5,316,408.57
1825	PR	1268820	05/03/22		23476	Dowdy, Charles E. - Payroll Bi-Weekly-Direct Deposit 5/3/2022	-	1,973.84	5,314,434.73
1825	PR	1268845	05/03/22		23477	DuCharme, Zachary J. - Payroll Bi-Weekly-Direct Deposit 5/3/2022	-	1,494.78	5,312,939.95
1825	PR	1268868	05/03/22		23478	Duplessis, Robert A. - Payroll Bi-Weekly-Direct Deposit 5/3/2022	-	2,582.50	5,310,357.45
1825	PR	1268895	05/03/22		23479	Eckle, Kellan J. - Payroll Bi-Weekly-Direct Deposit 5/3/2022	-	2,315.10	5,308,042.35
1825	PR	1268918	05/03/22		23480	Edwards, David S. - Payroll Bi-Weekly-Direct Deposit 5/3/2022	-	2,493.25	5,305,549.10
1825	PR	1268939	05/03/22		23481	Engel, Nicole - Payroll Bi-Weekly-Direct Deposit 5/3/2022	-	902.71	5,304,646.39
1825	PR	1268959	05/03/22		23482	Feddema, John J. - Payroll Bi-Weekly-Direct Deposit 5/3/2022	-	3,282.60	5,301,363.79
1825	PR	1268985	05/03/22		23483	Ferris, Ryan M. - Payroll Bi-Weekly-Direct Deposit 5/3/2022	-	1,434.77	5,299,929.02
1825	PR	1269009	05/03/22		23484	Fields, Brody J. - Payroll Bi-Weekly-Direct Deposit 5/3/2022	-	4,515.82	5,295,413.20
1825	PR	1269031	05/03/22		23485	Fields, Zachary E. - Payroll Bi-Weekly-Direct Deposit 5/3/2022	-	2,528.19	5,292,885.01
1825	PR	1269060	05/03/22		23486	Fournier, Nick T. - Payroll Bi-Weekly-Direct Deposit 5/3/2022	-	2,706.99	5,290,178.02
1825	PR	1269081	05/03/22		23487	Frawley, Teresa A. - Payroll Bi-Weekly-Direct Deposit 5/3/2022	-	1,086.71	5,289,091.31
1825	PR	1269103	05/03/22		23488	Frazier, Antonio - Payroll Bi-Weekly-Direct Deposit 5/3/2022	-	2,581.38	5,286,509.93
1825	PR	1269124	05/03/22		23489	Freeman, Michael - Payroll Bi-Weekly-Direct Deposit 5/3/2022	-	1,511.57	5,284,998.36
1825	PR	1269145	05/03/22		23490	Freitag, Scott A. - Payroll Bi-Weekly-Direct Deposit 5/3/2022	-	4,112.34	5,280,886.02
1825	PR	1269167	05/03/22		23491	Gallman, Timothy B. - Payroll Bi-Weekly-Direct Deposit 5/3/2022	-	1,695.34	5,279,190.68
1825	PR	1269188	05/03/22		23492	Gardea Chaparro, Ivonne - Payroll Bi-Weekly-Direct Deposit 5/3/2022	-	1,015.86	5,278,174.82
1825	PR	1269212	05/03/22		23493	Gentle, Joshua A. - Payroll Bi-Weekly-Direct Deposit 5/3/2022	-	1,070.81	5,277,104.01
1825	PR	1269238	05/03/22		23494	Gillihan, Jim W. - Payroll Bi-Weekly-Direct Deposit 5/3/2022	-	1,623.72	5,275,480.29
1825	PR	1269263	05/03/22		23495	Ginn, James E. - Payroll Bi-Weekly-Direct Deposit 5/3/2022	-	2,236.79	5,273,243.50

**CAFMA-Central Arizona Fire and Medical**  
**GL Account Ledger - Detail By Period**  
5/1/2022 through 5/31/2022

Batch	Journal	Entry #	Date	Job	Document	Description	Debits	Credits	Balance
<b>10.1100.0.0.000</b>			<b>CASH WITH YAVAPAI COUNTY (CONTINUED)</b>						
1825	PR	1269286	05/03/22		23496	Goodman, Laurie K. - Payroll Bi-Weekly-Direct Deposit 5/3/2022	\$-	\$972.37	\$5,272,271.13
1825	PR	1269316	05/03/22		23497	Gray, JT A. - Payroll Bi-Weekly-Direct Deposit 5/3/2022	-	1,868.10	5,270,403.03
1825	PR	1269345	05/03/22		23498	Guzzo, Nicholas R. - Payroll Bi-Weekly-Direct Deposit 5/3/2022	-	1,368.50	5,269,034.53
1825	PR	1269374	05/03/22		23499	Hall, Jace R. - Payroll Bi-Weekly-Direct Deposit 5/3/2022	-	2,053.33	5,266,981.20
1825	PR	1269402	05/03/22		23500	Harper, Leslie R. - Payroll Bi-Weekly-Direct Deposit 5/3/2022	-	2,139.20	5,264,842.00
1825	PR	1269425	05/03/22		23501	Hlavacek, Evan - Payroll Bi-Weekly-Direct Deposit 5/3/2022	-	2,485.31	5,262,356.69
1825	PR	1269449	05/03/22		23502	Horstman, Stephen W. - Payroll Bi-Weekly-Direct Deposit 5/3/2022	-	3,510.09	5,258,846.60
1825	PR	1269471	05/03/22		23503	Huddleston, Michael B. - Payroll Bi-Weekly-Direct Deposit 5/3/2022	-	2,460.27	5,256,386.33
1825	PR	1269502	05/03/22		23504	Hutchison, Ethan K. - Payroll Bi-Weekly-Direct Deposit 5/3/2022	-	2,361.07	5,254,025.26
1825	PR	1269518	05/03/22		23505	Ingrao, Jory - Payroll Bi-Weekly-Direct Deposit 5/3/2022	-	2,106.78	5,251,918.48
1825	PR	1269544	05/03/22		23506	Jacobson, Terrence L. - Payroll Bi-Weekly-Direct Deposit 5/3/2022	-	2,052.70	5,249,865.78
1825	PR	1269570	05/03/22		23507	Jimenez, Valentin - Payroll Bi-Weekly-Direct Deposit 5/3/2022	-	1,962.45	5,247,903.33
1825	PR	1269595	05/03/22		23508	Jones, Shaun D. - Payroll Bi-Weekly-Direct Deposit 5/3/2022	-	1,968.78	5,245,934.55
1825	PR	1269621	05/03/22		23509	King, Jeremiah D. - Payroll Bi-Weekly-Direct Deposit 5/3/2022	-	4,085.56	5,241,848.99
1825	PR	1269643	05/03/22		23510	Kohler, Travis W. - Payroll Bi-Weekly-Direct Deposit 5/3/2022	-	2,623.00	5,239,225.99
1825	PR	1269668	05/03/22		23511	Kontz, Andrew M. - Payroll Bi-Weekly-Direct Deposit 5/3/2022	-	2,037.76	5,237,188.23
1825	PR	1269692	05/03/22		23512	Kontz, Michael V. - Payroll Bi-Weekly-Direct Deposit 5/3/2022	-	1,967.79	5,235,220.44
1825	PR	1269711	05/03/22		23513	Krizo, Denise M. - Payroll Bi-Weekly-Direct Deposit 5/3/2022	-	511.02	5,234,709.42
1825	PR	1269737	05/03/22		23514	Kumpula, Adrian K. - Payroll Bi-Weekly-Direct Deposit 5/3/2022	-	1,362.28	5,233,347.14
1825	PR	1269761	05/03/22		23515	Kuykendall, Jeffery W. - Payroll Bi-Weekly-Direct Deposit 5/3/2022	-	3,777.74	5,229,569.40
1825	PR	1269783	05/03/22		23516	Legge, David B. - Payroll Bi-Weekly-Direct Deposit 5/3/2022	-	2,465.76	5,227,103.64
1825	PR	1269810	05/03/22		23517	Litchfield, Ronald K. - Payroll Bi-Weekly-Direct Deposit 5/3/2022	-	3,383.04	5,223,720.60
1825	PR	1269831	05/03/22		23518	Lopeman, Keith A. - Payroll Bi-Weekly-Direct Deposit 5/3/2022	-	2,175.55	5,221,545.05
1825	PR	1269858	05/03/22		23519	Lund, Kyle L. - Payroll Bi-Weekly-Direct Deposit 5/3/2022	-	3,191.34	5,218,353.71
1825	PR	1269882	05/03/22		23520	Lynch, Peter J. - Payroll Bi-Weekly-Direct Deposit 5/3/2022	-	1,532.83	5,216,820.88
1825	PR	1269908	05/03/22		23521	Lys, Damian P. - Payroll Bi-Weekly-Direct Deposit 5/3/2022	-	4,330.14	5,212,490.74

**CAFMA-Central Arizona Fire and Medical**  
GL Account Ledger - Detail By Period  
5/1/2022 through 5/31/2022

Batch	Journal	Entry #	Date	Job	Document	Description	Debits	Credits	Balance
<b>10.1100.0.0.000</b>			<b>CASH WITH YAVAPAI COUNTY (CONTINUED)</b>						
1825	PR	1269929	05/03/22		23522	Madden, James P. - Payroll Bi-Weekly-Direct Deposit 5/3/2022	\$-	\$1,166.33	\$5,211,324.41
1825	PR	1269949	05/03/22		23523	Mauldin, Karen S. - Payroll Bi-Weekly-Direct Deposit 5/3/2022	-	2,012.78	5,209,311.63
1825	PR	1269972	05/03/22		23524	Mauldin, Mark E. - Payroll Bi-Weekly-Direct Deposit 5/3/2022	-	2,814.85	5,206,496.78
1825	PR	1269991	05/03/22		23525	Mayhall, Mathew T. - Payroll Bi-Weekly-Direct Deposit 5/3/2022	-	3,141.58	5,203,355.20
1825	PR	1270008	05/03/22		23526	Mazon, Joshua M. - Payroll Bi-Weekly-Direct Deposit 5/3/2022	-	1,848.74	5,201,506.46
1825	PR	1270034	05/03/22		23527	Mazzella, Marc A. - Payroll Bi-Weekly-Direct Deposit 5/3/2022	-	1,883.55	5,199,622.91
1825	PR	1270060	05/03/22		23528	McCarthy, Nicholas A. - Payroll Bi-Weekly-Direct Deposit 5/3/2022	-	1,400.68	5,198,222.23
1825	PR	1270086	05/03/22		23529	McCarty, Daniel L. - Payroll Bi-Weekly-Direct Deposit 5/3/2022	-	6,027.93	5,192,194.30
1825	PR	1270112	05/03/22		23530	McFadden, Matthew C. - Payroll Bi-Weekly-Direct Deposit 5/3/2022	-	1,848.47	5,190,345.83
1825	PR	1270139	05/03/22		23531	McFadden, Michael J. - Payroll Bi-Weekly-Direct Deposit 5/3/2022	-	1,838.47	5,188,507.36
1825	PR	1270162	05/03/22		23532	McIntire, Jacob V. - Payroll Bi-Weekly-Direct Deposit 5/3/2022	-	1,384.36	5,187,123.00
1825	PR	1270185	05/03/22		23533	Merrill, Eric R. - Payroll Bi-Weekly-Direct Deposit 5/3/2022	-	3,176.71	5,183,946.29
1825	PR	1270208	05/03/22		23534	Mills, Brett S. - Payroll Bi-Weekly-Direct Deposit 5/3/2022	-	1,164.51	5,182,781.78
1825	PR	1270230	05/03/22		23535	Moore, Aaron J. - Payroll Bi-Weekly-Direct Deposit 5/3/2022	-	1,702.37	5,181,079.41
1825	PR	1270256	05/03/22		23536	Moore, Ryan T. - Payroll Bi-Weekly-Direct Deposit 5/3/2022	-	1,551.01	5,179,528.40
1825	PR	1270282	05/03/22		23537	Muniz, Thomas E. - Payroll Bi-Weekly-Direct Deposit 5/3/2022	-	1,590.86	5,177,937.54
1825	PR	1270308	05/03/22		23538	Murray, Paul M. - Payroll Bi-Weekly-Direct Deposit 5/3/2022	-	1,945.91	5,175,991.63
1825	PR	1270336	05/03/22		23539	Nall, William T. - Payroll Bi-Weekly-Direct Deposit 5/3/2022	-	1,995.91	5,173,995.72
1825	PR	1270361	05/03/22		23540	Nelson, Michael J. - Payroll Bi-Weekly-Direct Deposit 5/3/2022	-	5,039.30	5,168,956.42
1825	PR	1270389	05/03/22		23541	Niemynski, Doug T. - Payroll Bi-Weekly-Direct Deposit 5/3/2022	-	4,349.39	5,164,607.03
1825	PR	1270416	05/03/22		23542	Nolan, Jason K. - Payroll Bi-Weekly-Direct Deposit 5/3/2022	-	2,070.40	5,162,536.63
1825	PR	1270444	05/03/22		23543	Olson, Rick C. - Payroll Bi-Weekly-Direct Deposit 5/3/2022	-	3,220.60	5,159,316.03
1825	PR	1270467	05/03/22		23544	Overmyer, Titus C. - Payroll Bi-Weekly-Direct Deposit 5/3/2022	-	1,423.05	5,157,892.98
1825	PR	1270487	05/03/22		23545	Parra, Dustin A. - Payroll Bi-Weekly-Direct Deposit 5/3/2022	-	2,735.62	5,155,157.36
1825	PR	1270513	05/03/22		23546	Parra, Payton S. - Payroll Bi-Weekly-Direct Deposit 5/3/2022	-	1,737.25	5,153,420.11

**CAFMA-Central Arizona Fire and Medical**  
GL Account Ledger - Detail By Period  
5/1/2022 through 5/31/2022

Batch	Journal	Entry #	Date	Job	Document	Description	Debits	Credits	Balance
<b>10.1100.0.0.000</b>			<b>CASH WITH YAVAPAI COUNTY (CONTINUED)</b>						
1825	PR	1270532	05/03/22		23547	Peckham, Christopher D. - Payroll Bi-Weekly-Direct Deposit 5/3/2022	\$-	\$1,837.92	\$5,151,582.19
1825	PR	1270558	05/03/22		23548	Pena, Christopher D. - Payroll Bi-Weekly-Direct Deposit 5/3/2022	-	2,238.87	5,149,343.32
1825	PR	1270589	05/03/22		23549	Perez, Anthony R. - Payroll Bi-Weekly-Direct Deposit 5/3/2022	-	1,799.56	5,147,543.76
1825	PR	1270616	05/03/22		23550	Perkins, Shane M. - Payroll Bi-Weekly-Direct Deposit 5/3/2022	-	1,232.10	5,146,311.66
1825	PR	1270639	05/03/22		23551	Poliakon, Brett M. - Payroll Bi-Weekly-Direct Deposit 5/3/2022	-	1,967.71	5,144,343.95
1825	PR	1270664	05/03/22		23552	Postula, Justin M. - Payroll Bi-Weekly-Direct Deposit 5/3/2022	-	2,134.59	5,142,209.36
1825	PR	1270687	05/03/22		23553	Postula, Karl A. - Payroll Bi-Weekly-Direct Deposit 5/3/2022	-	3,290.52	5,138,918.84
1825	PR	1270708	05/03/22		23554	Prange, Ross L. - Payroll Bi-Weekly-Direct Deposit 5/3/2022	-	2,905.12	5,136,013.72
1825	PR	1270732	05/03/22		23555	Pruitt, Robert E. - Payroll Bi-Weekly-Direct Deposit 5/3/2022	-	3,090.22	5,132,923.50
1825	PR	1270757	05/03/22		23556	Rafters, William C. - Payroll Bi-Weekly-Direct Deposit 5/3/2022	-	1,628.51	5,131,294.99
1825	PR	1270781	05/03/22		23557	Redfern, Joshua L. - Payroll Bi-Weekly-Direct Deposit 5/3/2022	-	1,625.57	5,129,669.42
1825	PR	1270806	05/03/22		23558	Reeves, Katherine D. - Payroll Bi-Weekly-Direct Deposit 5/3/2022	-	955.39	5,128,714.03
1825	PR	1270829	05/03/22		23559	Rendl, Robert A. - Payroll Bi-Weekly-Direct Deposit 5/3/2022	-	2,966.49	5,125,747.54
1825	PR	1270853	05/03/22		23560	Reyes, Adam N. - Payroll Bi-Weekly-Direct Deposit 5/3/2022	-	1,764.80	5,123,982.74
1825	PR	1270873	05/03/22		23561	Roberts, Jerry R. - Payroll Bi-Weekly-Direct Deposit 5/3/2022	-	2,717.52	5,121,265.22
1825	PR	1270900	05/03/22		23562	Rocha, Edgar O. - Payroll Bi-Weekly-Direct Deposit 5/3/2022	-	1,143.82	5,120,121.40
1825	PR	1270926	05/03/22		23563	Roche, Benjamin H. - Payroll Bi-Weekly-Direct Deposit 5/3/2022	-	2,073.90	5,118,047.50
1825	PR	1270949	05/03/22		23564	Rose, Cody S. - Payroll Bi-Weekly-Direct Deposit 5/3/2022	-	3,160.99	5,114,886.51
1825	PR	1270979	05/03/22		23565	Runo, Kyle E. - Payroll Bi-Weekly-Direct Deposit 5/3/2022	-	1,628.37	5,113,258.14
1825	PR	1271000	05/03/22		23566	Russell, Tessa M. - Payroll Bi-Weekly-Direct Deposit 5/3/2022	-	1,076.52	5,112,181.62
1825	PR	1271026	05/03/22		23567	Ryan, Keith M. - Payroll Bi-Weekly-Direct Deposit 5/3/2022	-	1,105.54	5,111,076.08
1825	PR	1271047	05/03/22		23568	Scaife, Domenic J. - Payroll Bi-Weekly-Direct Deposit 5/3/2022	-	2,989.35	5,108,086.73
1825	PR	1271072	05/03/22		23569	Schiffmacher, Gerald - Payroll Bi-Weekly-Direct Deposit 5/3/2022	-	1,768.81	5,106,317.92
1825	PR	1271092	05/03/22		23570	Schuster Jr., Alan J. - Payroll Bi-Weekly-Direct Deposit 5/3/2022	-	2,616.91	5,103,701.01
1825	PR	1271116	05/03/22		23571	Seets, James W. - Payroll Bi-Weekly-Direct Deposit 5/3/2022	-	3,185.29	5,100,515.72

**CAFMA-Central Arizona Fire and Medical**  
**GL Account Ledger - Detail By Period**  
5/1/2022 through 5/31/2022

Batch	Journal	Entry #	Date	Job	Document	Description	Debits	Credits	Balance
<b>10.1100.0.0.000</b>			<b>CASH WITH YAVAPAI COUNTY (CONTINUED)</b>						
1825	PR	1271142	05/03/22		23572	Sheldon, Wesley K. - Payroll Bi-Weekly-Direct Deposit 5/3/2022	\$-	\$1,621.80	\$5,098,893.92
1825	PR	1271165	05/03/22		23573	Sims, Lacie J. - Payroll Bi-Weekly-Direct Deposit 5/3/2022	-	1,220.82	5,097,673.10
1825	PR	1271191	05/03/22		23574	Smith, Jacob A. - Payroll Bi-Weekly-Direct Deposit 5/3/2022	-	1,009.91	5,096,663.19
1825	PR	1271219	05/03/22		23575	Smith, Russell - Payroll Bi-Weekly-Direct Deposit 5/3/2022	-	1,740.67	5,094,922.52
1825	PR	1271241	05/03/22		23576	Smith, Travis L. - Payroll Bi-Weekly-Direct Deposit 5/3/2022	-	2,354.93	5,092,567.59
1825	PR	1271264	05/03/22		23577	Snyder, Timothy E. - Payroll Bi-Weekly-Direct Deposit 5/3/2022	-	2,907.04	5,089,660.55
1825	PR	1271287	05/03/22		23578	Stewart, Jeff - Payroll Bi-Weekly-Direct Deposit 5/3/2022	-	1,946.21	5,087,714.34
1825	PR	1271315	05/03/22		23579	Stooks, Wallace C. - Payroll Bi-Weekly-Direct Deposit 5/3/2022	-	4,214.25	5,083,500.09
1825	PR	1271343	05/03/22		23580	Stretton, Garrett M. - Payroll Bi-Weekly-Direct Deposit 5/3/2022	-	1,367.77	5,082,132.32
1825	PR	1271366	05/03/22		23581	Tharp, David S. - Payroll Bi-Weekly-Direct Deposit 5/3/2022	-	3,171.24	5,078,961.08
1825	PR	1271391	05/03/22		23582	Thompson, Jacob S. - Payroll Bi-Weekly-Direct Deposit 5/3/2022	-	1,575.87	5,077,385.21
1825	PR	1271421	05/03/22		23583	Tillich, Timothy A. - Payroll Bi-Weekly-Direct Deposit 5/3/2022	-	1,645.63	5,075,739.58
1825	PR	1271445	05/03/22		23584	Trask, Ryan A. - Payroll Bi-Weekly-Direct Deposit 5/3/2022	-	3,408.97	5,072,330.61
1825	PR	1271471	05/03/22		23585	Trujillo, Erik J. - Payroll Bi-Weekly-Direct Deposit 5/3/2022	-	2,039.39	5,070,291.22
1825	PR	1271497	05/03/22		23586	Turner, Kenneth R. - Payroll Bi-Weekly-Direct Deposit 5/3/2022	-	2,607.48	5,067,683.74
1825	PR	1271518	05/03/22		23587	VanTuyt, Jonah D. - Payroll Bi-Weekly-Direct Deposit 5/3/2022	-	2,789.04	5,064,894.70
1825	PR	1271542	05/03/22		23588	Vanatta, Justin B. - Payroll Bi-Weekly-Direct Deposit 5/3/2022	-	1,612.82	5,063,281.88
1825	PR	1271564	05/03/22		23589	Viscardi, Karen W. - Payroll Bi-Weekly-Direct Deposit 5/3/2022	-	1,259.35	5,062,022.53
1825	PR	1271588	05/03/22		23590	Wagner, Adam D. - Payroll Bi-Weekly-Direct Deposit 5/3/2022	-	1,946.18	5,060,076.35
1825	PR	1271614	05/03/22		23591	Wagoner, Buddy R. - Payroll Bi-Weekly-Direct Deposit 5/3/2022	-	1,605.51	5,058,470.84
1825	PR	1271635	05/03/22		23592	Welch-Cornell, Jaime D. - Payroll Bi-Weekly-Direct Deposit 5/3/2022	-	1,405.86	5,057,064.98
1825	PR	1271657	05/03/22		23593	Wittenberg, David J. - Payroll Bi-Weekly-Direct Deposit 5/3/2022	-	2,252.41	5,054,812.57
1825	PR	1271685	05/03/22		23594	Young, Kevin A. - Payroll Bi-Weekly-Direct Deposit 5/3/2022	-	1,459.38	5,053,353.19
1825	PR	1271712	05/03/22		23595	Zazueta, Robert P. - Payroll Bi-Weekly-Direct Deposit 5/3/2022	-	3,448.87	5,049,904.32
1835	CR	1272183	05/05/22		0062292071	SKYVIEW SCHOOL -	78.42	-	5,049,982.74
1835	CR	1272180	05/05/22		1101028635	ELOY FIRE DISTRICT -	1,055.87	-	5,051,038.61

CAFMA-Central Arizona Fire and Medical  
GL Account Ledger - Detail By Period  
5/1/2022 through 5/31/2022

Batch	Journal	Entry #	Date	Job	Document	Description	Debits	Credits	Balance
10.1100.0.0.000			CASH WITH YAVAPAI COUNTY (CONTINUED)						
1836	CR	1272252	05/05/22		15694	PLANS REVIEW -	\$458.00	\$-	\$5,051,496.61
1836	CR	1272253	05/05/22		15695	PLANS REVIEW -	458.00	-	5,051,954.61
1838	CR	1272286	05/05/22		15697	PLANS REVIEW -	4,191.08	-	5,056,145.69
1838	CR	1272288	05/05/22		15698	PLANS REVIEW -	125.00	-	5,056,270.69
1835	CR	1272182	05/05/22		16095	PINE-STRAWBERRY FIRE DISTRICT -	983.35	-	5,057,254.04
1836	CR	1272254	05/05/22		1734078121	INCIDENT REPORTS -	22.00	-	5,057,276.04
1839	CR	1272320	05/05/22		1936	CAMACHO, ALBERT -	497.00	-	5,057,773.04
1839	CR	1272294	05/05/22		215081	Bliss, Scott -	260.00	-	5,058,033.04
1839	CR	1272295	05/05/22		215081	CAMACHO, ALBERT -	260.00	-	5,058,293.04
1839	CR	1272296	05/05/22		215081	COLE, BRIAN -	84.66	-	5,058,377.70
1839	CR	1272297	05/05/22		215081	COOK, CHARLES -	84.66	-	5,058,462.36
1839	CR	1272298	05/05/22		215081	CORDES, GARY -	260.00	-	5,058,722.36
1839	CR	1272299	05/05/22		215081	CURTIS, DAVID -	41.82	-	5,058,764.18
1839	CR	1272300	05/05/22		215081	DALE, JACK -	84.66	-	5,058,848.84
1839	CR	1272301	05/05/22		215081	DIBBLE, STEVE -	84.66	-	5,058,933.50
1839	CR	1272302	05/05/22		215081	HARRIS, ALLEN -	84.66	-	5,059,018.16
1839	CR	1272303	05/05/22		215081	INGRAO, JACK -	84.66	-	5,059,102.82
1839	CR	1272304	05/05/22		215081	KELLEY, JOE -	41.82	-	5,059,144.64
1839	CR	1272305	05/05/22		215081	LOPEZ, RODNEY -	84.66	-	5,059,229.30
1839	CR	1272306	05/05/22		215081	MCCONNELL, DAVE -	109.14	-	5,059,338.44
1839	CR	1272307	05/05/22		215081	MOORE, SCOTT -	84.66	-	5,059,423.10
1839	CR	1272308	05/05/22		215081	NESS, DANIEL -	150.00	-	5,059,573.10
1839	CR	1272309	05/05/22		215081	PARRISH, MICHAEL -	41.82	-	5,059,614.92
1839	CR	1272310	05/05/22		215081	POLACEK, JEFF -	260.00	-	5,059,874.92
1839	CR	1272311	05/05/22		215081	Reyes, Charlie -	84.66	-	5,059,959.58
1839	CR	1272312	05/05/22		215081	ROBISON, MICHAEL J. -	84.66	-	5,060,044.24
1839	CR	1272313	05/05/22		215081	RORICK, NORM -	260.00	-	5,060,304.24
1839	CR	1272314	05/05/22		215081	Sims, Mike -	109.14	-	5,060,413.38
1839	CR	1272315	05/05/22		215081	Tarver, Shawn -	84.66	-	5,060,498.04
1839	CR	1272316	05/05/22		215081	Tucker, Michael -	260.00	-	5,060,758.04
1839	CR	1272317	05/05/22		215081	Valadez, Armando -	260.00	-	5,061,018.04
1839	CR	1272318	05/05/22		215081	VANATTA, DAVIN -	150.00	-	5,061,168.04
1839	CR	1272319	05/05/22		215081	WILHARM, BRIAN -	84.66	-	5,061,252.70
1839	CR	1272293	05/05/22		215094	Mills, Brett -	260.00	-	5,061,512.70
1835	CR	1272184	05/05/22		316231	Prescott Valley Police Dept. -	261.05	-	5,061,773.75
1835	CR	1272176	05/05/22		3364	INGRAO, JACK -	92.76	-	5,061,866.51
1838	CR	1272285	05/05/22		4691	Fire Prevention Permits -	980.00	-	5,062,846.51
1836	CR	1272250	05/05/22		6570045120	TRAINING CLASSES -	1,600.00	-	5,064,446.51
1835	CR	1272178	05/05/22		706102802	VERDE VALLEY FIRE DISTRICT -	2,540.95	-	5,066,987.46
1835	CR	1272179	05/05/22		756722742	COPPER CANYON FIRE & MEDICAL -	3,082.17	-	5,070,069.63
1836	CR	1272251	05/05/22		7698	PLANS REVIEW -	458.00	-	5,070,527.63
1838	CR	1272287	05/05/22		809	PLANS REVIEW -	308.00	-	5,070,835.63
1835	CR	1272177	05/05/22		8300018871	HELLS GATE FIRE DEPARTMENT -	22.25	-	5,070,857.88
1835	CR	1272181	05/05/22		832000481	Blue Ridge Fire -	552.08	-	5,071,409.96
1843	CR	1272441	05/12/22		0510601021	POLACEK, JEFF -	1,541.24	-	5,072,951.20



**CAFMA-Central Arizona Fire and Medical**  
GL Account Ledger - Detail By Period  
5/1/2022 through 5/31/2022

Batch	Journal	Entry #	Date	Job	Document	Description	Debits	Credits	Balance
<b>10.1100.0.0.000</b>			<b>CASH WITH YAVAPAI COUNTY (CONTINUED)</b>						
1843	CR	1272442	05/12/22		0510601022	Bliss, Scott -	\$1,389.50	\$-	\$5,074,340.70
1844	CR	1272459	05/12/22		15703	PLANS REVIEW -	108.00	-	5,074,448.70
1844	CR	1272460	05/12/22		15705	PLANS REVIEW -	458.00	-	5,074,906.70
1844	CR	1272461	05/12/22		15706	PLANS REVIEW -	458.00	-	5,075,364.70
1844	CR	1272462	05/12/22		15707	PLANS REVIEW -	125.00	-	5,075,489.70
1844	CR	1272463	05/12/22		15708	PLANS REVIEW -	125.00	-	5,075,614.70
1843	CR	1272438	05/12/22		2259	CORDES, GARY -	1,559.84	-	5,077,174.54
1843	CR	1272440	05/12/22		5296	Findlay Toyota Center -	580.00	-	5,077,754.54
1844	CR	1272458	05/12/22		6903	PLANS REVIEW -	713.04	-	5,078,467.58
1843	CR	1272439	05/12/22		756722757	COPPER CANYON FIRE & MEDICAL -	227.75	-	5,078,695.33
1844	CR	1272464	05/12/22		7710	PLANS REVIEW -	458.00	-	5,079,153.33
1844	CR	1272465	05/12/22		7713	PLANS REVIEW -	458.00	-	5,079,611.33
1844	CR	1272457	05/12/22		CASH	TRAINING CLASSES -	400.00	-	5,080,011.33
1847	CD	1280232	05/16/22		756742853	AAA Taxi - Cash Disbursement AAATAX	-	33.00	5,079,978.33
1847	CD	1280235	05/16/22		756742854	Abel, Todd - Cash Disbursement ABETOD	-	1,330.00	5,078,648.33
1847	CD	1280237	05/16/22		756742855	Able Saw, LLC - Cash Disbursement ABLSAW	-	2,811.31	5,075,837.02
1847	CD	1280242	05/16/22		756742856	Arizona General / Ace Hardware - Cash Disbursement ACEHAR	-	6.53	5,075,830.49
1847	CD	1280247	05/16/22		756742857	Action Communications - Cash Disbursement ACTCOM	-	20,979.75	5,054,850.74
1847	CD	1280265	05/16/22		756742858	Air Instrumentation of CA - Cash Disbursement AIINCA	-	1,640.00	5,053,210.74
1847	CD	1280267	05/16/22		756742859	American Express, Inc. - Cash Disbursement AMEEXP	-	81,137.12	4,972,073.62
1847	CD	1280617	05/16/22		756742880	APS - Cash Disbursement APS	-	12,572.23	4,959,501.39
1847	CD	1280623	05/16/22		756742881	Arizona PPE Recon, Inc - Cash Disbursement ARPPER	-	656.50	4,958,844.89
1847	CD	1280625	05/16/22		756742882	Aviat US, Inc - Cash Disbursement AVIAT	-	36,454.25	4,922,390.64
1847	CD	1280630	05/16/22		756742883	Bennett Oil - Cash Disbursement BENOIL	-	3,373.74	4,919,016.90
1847	CD	1280633	05/16/22		756742884	Bound Tree Medical LLC - Cash Disbursement BOTRME	-	9,536.66	4,909,480.24
1847	CD	1280681	05/16/22		756742887	Bradshaw Mtn Environmental Inc - Cash Disbursement BRMOEN	-	120.00	4,909,360.24
1847	CD	1280683	05/16/22		756742888	Sparklight - Cash Disbursement CABONE	-	1,246.00	4,908,114.24
1847	CD	1280690	05/16/22		756742889	CAROTHERS, ROBERT COUGAN - Cash Disbursement CARCOU	-	2,550.00	4,905,564.24
1847	CD	1280692	05/16/22		756742890	CenturyLink - Cash Disbursement CENLIN	-	758.98	4,904,805.26
1847	CD	1280697	05/16/22		756742891	Chase Bank - Cash Disbursement CHASE	-	718,015.65	4,186,789.61
1847	CD	1280724	05/16/22		756742893	Chase Card Services - Cash Disbursement CHCASE	-	11,519.28	4,175,270.33
1847	CD	1280776	05/16/22		756742896	Chino Rentals - Cash Disbursement CHIREN	-	22.06	4,175,248.27
1847	CD	1280779	05/16/22		756742897	City of Prescott - Cash Disbursement CITPRE	-	282.65	4,174,965.62
1847	CD	1280781	05/16/22		756742898	Crew Boss - Cash Disbursement CREBOS	-	14,961.02	4,160,004.60
1847	CD	1280787	05/16/22		756742899	Crisenbery, Gary - Cash Disbursement CRIGAR	-	1,875.00	4,158,129.60
1847	CD	1280789	05/16/22		756742900	Dish Network - Cash Disbursement DISNET	-	133.09	4,157,996.51
1847	CD	1280791	05/16/22		756742901	Enerspect Medical Solutions - Cash Disbursement ENMESO	-	144.82	4,157,851.69
1847	CD	1280795	05/16/22		756742902	FACTORY MOTOR PARTS - Cash Disbursement FAMOPA	-	240.81	4,157,610.88
1847	CD	1280804	05/16/22		756742903	Freightliner of AZ, LLC - Cash Disbursement FROFAR	-	1,983.74	4,155,627.14
1847	CD	1281122	05/16/22		756742903	Freightliner of AZ, LLC - Void Check FROFAR	1,983.74	-	4,157,610.88

**CAFMA-Central Arizona Fire and Medical**  
**GL Account Ledger - Detail By Period**  
5/1/2022 through 5/31/2022

Batch	Journal	Entry #	Date	Job	Document	Description	Debits	Credits	Balance
<b>10.1100.0.0.000</b>			<b>CASH WITH YAVAPAI COUNTY (CONTINUED)</b>						
1847	CD	1280817	05/16/22		756742904	Galls LLC - Cash Disbursement GALLS	\$-	\$229.28	\$4,157,381.60
1847	CD	1281135	05/16/22		756742904	Galls LLC - Void Check GALLS	229.28	-	4,157,610.88
1847	CD	1280820	05/16/22		756742905	W.W. Grainger, Inc - Cash Disbursement GRAING	-	111.03	4,157,499.85
1847	CD	1281138	05/16/22		756742905	W.W. Grainger, Inc - Void Check GRAING	111.03	-	4,157,610.88
1847	CD	1280823	05/16/22		756742906	Healthcare Medical Waste Svcs - Cash Disbursement HEMEWA	-	89.82	4,157,521.06
1847	CD	1281141	05/16/22		756742906	Healthcare Medical Waste Svcs - Void Check HEMEWA	89.82	-	4,157,610.88
1847	CD	1280825	05/16/22		756742907	KAIROS Health Arizona, Inc - Cash Disbursement KAIROS	-	173,485.29	3,984,125.59
1847	CD	1281143	05/16/22		756742907	KAIROS Health Arizona, Inc - Void Check KAIROS	173,485.29	-	4,157,610.88
1847	CD	1280840	05/16/22		756742908	Life Line Ambulance Service - Cash Disbursement LILIAM	-	2,390.00	4,155,220.88
1847	CD	1281158	05/16/22		756742908	Life Line Ambulance Service - Void Check LILIAM	2,390.00	-	4,157,610.88
1847	CD	1280842	05/16/22		756742909	Manzanita Landscaping, Inc - Cash Disbursement MANLAN	-	903.99	4,156,706.89
1847	CD	1281160	05/16/22		756742909	Manzanita Landscaping, Inc - Void Check MANLAN	903.99	-	4,157,610.88
1847	CD	1280845	05/16/22		756742910	Matheson Tri-Gas, Inc - Cash Disbursement MATTRI	-	12,031.84	4,145,579.04
1847	CD	1281163	05/16/22		756742910	Matheson Tri-Gas, Inc - Void Check MATTRI	12,031.84	-	4,157,610.88
1847	CD	1280847	05/16/22		756742911	Matheson Tri-Gas, Inc - Cash Disbursement MATTRI	-	1,416.16	4,156,194.72
1847	CD	1281165	05/16/22		756742911	Matheson Tri-Gas, Inc - Void Check MATTRI	1,416.16	-	4,157,610.88
1847	CD	1280860	05/16/22		756742912	Mercury Medical Inc - Cash Disbursement MERMED	-	654.37	4,156,956.51
1847	CD	1281178	05/16/22		756742912	Mercury Medical Inc - Void Check MERMED	654.37	-	4,157,610.88
1847	CD	1280863	05/16/22		756742913	Municipal Emergency Svcs Inc - Cash Disbursement MES	-	1,761.50	4,155,849.38
1847	CD	1281181	05/16/22		756742913	Municipal Emergency Svcs Inc - Void Check MES	1,761.50	-	4,157,610.88
1847	CD	1280868	05/16/22		756742914	Micronet Communications Inc - Cash Disbursement MICCOM	-	1,600.00	4,156,010.88
1847	CD	1281186	05/16/22		756742914	Micronet Communications Inc - Void Check MICCOM	1,600.00	-	4,157,610.88
1847	CD	1280873	05/16/22		756742915	Mitchell Repair Info. Comp LLC - Cash Disbursement MITCHE	-	65.46	4,157,545.42
1847	CD	1281191	05/16/22		756742915	Mitchell Repair Info. Comp LLC - Void Check MITCHE	65.46	-	4,157,610.88
1847	CD	1280875	05/16/22		756742916	Motorola Solutions Inc - Cash Disbursement MOTSOL	-	54,597.90	4,103,012.98
1847	CD	1281193	05/16/22		756742916	Motorola Solutions Inc - Void Check MOTSOL	54,597.90	-	4,157,610.88
1847	CD	1280890	05/16/22		756742917	NAPA Auto Parts - Cash Disbursement NAAUPA	-	3,012.64	4,154,598.24
1847	CD	1281208	05/16/22		756742917	NAPA Auto Parts - Void Check NAAUPA	3,012.64	-	4,157,610.88
1847	CD	1280963	05/16/22		756742922	Nationwide Retirement Solution - Cash Disbursement NATRET	-	102.29	4,157,508.59
1847	CD	1281281	05/16/22		756742922	Nationwide Retirement Solution - Void Check NATRET	102.29	-	4,157,610.88
1847	CD	1280965	05/16/22		756742923	Neumann High Country Doors - Cash Disbursement NEUHCD	-	43,676.52	4,113,934.36
1847	CD	1281283	05/16/22		756742923	Neumann High Country Doors - Void Check NEUHCD	43,676.52	-	4,157,610.88
1847	CD	1280972	05/16/22		756742924	Northern AZ Premier Termite - Cash Disbursement NOAZTE	-	350.00	4,157,260.88
1847	CD	1281290	05/16/22		756742924	Northern AZ Premier Termite - Void Check NOAZTE	350.00	-	4,157,610.88
1847	CD	1280974	05/16/22		756742925	O'Reilly Auto Parts - Cash Disbursement ORAUPA	-	637.57	4,156,973.31
1847	CD	1281292	05/16/22		756742925	O'Reilly Auto Parts - Void Check ORAUPA	637.57	-	4,157,610.88
1847	CD	1280996	05/16/22		756742927	Provantage LLC - Cash Disbursement PROVAN	-	1,317.21	4,156,293.67

**CAFMA-Central Arizona Fire and Medical**  
GL Account Ledger - Detail By Period  
5/1/2022 through 5/31/2022

Batch	Journal	Entry #	Date	Job	Document	Description	Debits	Credits	Balance
<b>10.1100.0.0.000</b>			<b>CASH WITH YAVAPAI COUNTY (CONTINUED)</b>						
1847	CD	1281314	05/16/22		756742927	Provantage LLC - Void Check PROVAN	\$1,317.21	\$-	\$4,157,610.88
1847	CD	1281000	05/16/22		756742928	Prescott Valley Ace Hardware - Cash Disbursement PVACHA	-	441.10	4,157,169.78
1847	CD	1281318	05/16/22		756742928	Prescott Valley Ace Hardware - Void Check PVACHA	441.10	-	4,157,610.88
1847	CD	1281034	05/16/22		756742930	Restored By Faith LLC - Cash Disbursement REBYFA	-	420.00	4,157,190.88
1847	CD	1281352	05/16/22		756742930	Restored By Faith LLC - Void Check REBYFA	420.00	-	4,157,610.88
1847	CD	1281036	05/16/22		756742931	Reserve Account Pitney Bowes - Cash Disbursement RESACC	-	1,500.00	4,156,110.88
1847	CD	1281354	05/16/22		756742931	Reserve Account Pitney Bowes - Void Check RESACC	1,500.00	-	4,157,610.88
1847	CD	1281038	05/16/22		756742932	The Counseling Office of - Cash Disbursement RITDEB	-	3,178.35	4,154,432.53
1847	CD	1281356	05/16/22		756742932	The Counseling Office of - Void Check RITDEB	3,178.35	-	4,157,610.88
1847	CD	1281044	05/16/22		756742933	Staples Contract & Commerc.Inc - Cash Disbursement STACOM	-	6,611.27	4,150,999.61
1847	CD	1281362	05/16/22		756742933	Staples Contract & Commerc.Inc - Void Check STACOM	6,611.27	-	4,157,610.88
1847	CD	1281079	05/16/22		756742935	Tessco, Inc - Cash Disbursement TESSCO	-	3,518.78	4,154,092.10
1847	CD	1281397	05/16/22		756742935	Tessco, Inc - Void Check TESSCO	3,518.78	-	4,157,610.88
1847	CD	1281087	05/16/22		756742936	Town of Prescott Valley - Cash Disbursement TOPRVA	-	140.58	4,157,470.30
1847	CD	1281405	05/16/22		756742936	Town of Prescott Valley - Void Check TOPRVA	140.58	-	4,157,610.88
1847	CD	1281090	05/16/22		756742937	Turbo & Electric Sales & Srvc - Cash Disbursement TUELSA	-	1,186.52	4,156,424.36
1847	CD	1281408	05/16/22		756742937	Turbo & Electric Sales & Srvc - Void Check TUELSA	1,186.52	-	4,157,610.88
1847	CD	1281093	05/16/22		756742938	Unisource Energy Services - Cash Disbursement UNENSE	-	280.42	4,157,330.46
1847	CD	1281411	05/16/22		756742938	Unisource Energy Services - Void Check UNENSE	280.42	-	4,157,610.88
1847	CD	1281097	05/16/22		756742939	Valley Pump Service - Cash Disbursement VAPUSE	-	442.54	4,157,168.34
1847	CD	1281415	05/16/22		756742939	Valley Pump Service - Void Check VAPUSE	442.54	-	4,157,610.88
1847	CD	1281100	05/16/22		756742940	Verified First, LLC - Cash Disbursement VEFIBA	-	220.00	4,157,390.88
1847	CD	1281418	05/16/22		756742940	Verified First, LLC - Void Check VEFIBA	220.00	-	4,157,610.88
1847	CD	1281102	05/16/22		756742941	Verizon Wireless - Cash Disbursement VERWIR	-	4,543.25	4,153,067.63
1847	CD	1281420	05/16/22		756742941	Verizon Wireless - Void Check VERWIR	4,543.25	-	4,157,610.88
1847	CD	1281108	05/16/22		756742942	Wist Supply & Equipment Co - Cash Disbursement WIOFPR	-	90.02	4,157,520.86
1847	CD	1281426	05/16/22		756742942	Wist Supply & Equipment Co - Void Check WIOFPR	90.02	-	4,157,610.88
1847	CD	1281113	05/16/22		756742943	Yavapai Fleet Yavapai Machine - Cash Disbursement YAFLIN	-	569.36	4,157,041.52
1847	CD	1281431	05/16/22		756742943	Yavapai Fleet Yavapai Machine - Void Check YAFLIN	569.36	-	4,157,610.88
1847	CD	1281120	05/16/22		756742944	ZebraScapes LLC - Cash Disbursement ZEBRAS	-	175.00	4,157,435.88
1847	CD	1281438	05/16/22		756742944	ZebraScapes LLC - Void Check ZEBRAS	175.00	-	4,157,610.88
1847	CD	1281440	05/16/22		756742945	Freightliner of AZ, LLC - Cash Disbursement FROFAR	-	1,983.74	4,155,627.14
1847	CD	1281453	05/16/22		756742946	Galls LLC - Cash Disbursement GALLS	-	229.28	4,155,397.86
1847	CD	1281456	05/16/22		756742947	W.W. Grainger, Inc - Cash Disbursement GRAING	-	111.03	4,155,286.83
1847	CD	1281459	05/16/22		756742948	Healthcare Medical Waste Svcs - Cash Disbursement HEMEWA	-	89.82	4,155,197.01
1847	CD	1281461	05/16/22		756742949	KAIROS Health Arizona, Inc - Cash Disbursement KAIROS	-	173,485.29	3,981,711.72
1847	CD	1281476	05/16/22		756742950	Life Line Ambulance Service - Cash Disbursement LILIAM	-	2,390.00	3,979,321.72

**CAFMA-Central Arizona Fire and Medical**  
GL Account Ledger - Detail By Period  
5/1/2022 through 5/31/2022

Batch	Journal	Entry #	Date	Job	Document	Description	Debits	Credits	Balance
<b>10.1100.0.0.000</b>			<b>CASH WITH YAVAPAI COUNTY (CONTINUED)</b>						
1847	CD	1281478	05/16/22		756742951	Manzanita Landscaping, Inc - Cash Disbursement MANLAN	\$-	\$903.99	\$3,978,417.73
1847	CD	1281481	05/16/22		756742952	Matheson Tri-Gas, Inc - Cash Disbursement MATTRI	-	12,031.84	3,966,385.89
1847	CD	1281483	05/16/22		756742953	Matheson Tri-Gas, Inc - Cash Disbursement MATTRI	-	1,416.16	3,964,969.73
1847	CD	1281496	05/16/22		756742954	Mercury Medical Inc - Cash Disbursement MERMED	-	654.37	3,964,315.36
1847	CD	1281499	05/16/22		756742955	Municipal Emergency Svcs Inc - Cash Disbursement MES	-	1,761.50	3,962,553.86
1847	CD	1281504	05/16/22		756742956	Micronet Communications Inc - Cash Disbursement MICCOM	-	1,600.00	3,960,953.86
1847	CD	1281509	05/16/22		756742957	Mitchell Repair Info. Comp LLC - Cash Disbursement MITCHE	-	65.46	3,960,888.40
1847	CD	1281511	05/16/22		756742958	Motorola Solutions Inc - Cash Disbursement MOTSOL	-	54,597.90	3,906,290.50
1847	CD	1281526	05/16/22		756742959	NAPA Auto Parts - Cash Disbursement NAAUPA	-	3,012.64	3,903,277.86
1847	CD	1281599	05/16/22		756742964	Nationwide Retirement Solution - Cash Disbursement NATRET	-	102.29	3,903,175.57
1847	CD	1281601	05/16/22		756742965	Neumann High Country Doors - Cash Disbursement NEUHCD	-	43,676.52	3,859,499.05
1847	CD	1281608	05/16/22		756742966	Northern AZ Premier Termite - Cash Disbursement NOAZTE	-	350.00	3,859,149.05
1847	CD	1281610	05/16/22		756742967	O'Reilly Auto Parts - Cash Disbursement ORAUPA	-	637.57	3,858,511.48
1847	CD	1281632	05/16/22		756742969	Provantage LLC - Cash Disbursement PROVAN	-	1,317.21	3,857,194.27
1847	CD	1281636	05/16/22		756742970	Prescott Valley Ace Hardware - Cash Disbursement PVACHA	-	441.10	3,856,753.17
1847	CD	1281670	05/16/22		756742972	Restored By Faith LLC - Cash Disbursement REBYFA	-	420.00	3,856,333.17
1847	CD	1281672	05/16/22		756742973	Reserve Account Pitney Bowes - Cash Disbursement RESACC	-	1,500.00	3,854,833.17
1847	CD	1281674	05/16/22		756742974	The Counseling Office of - Cash Disbursement RITDEB	-	3,178.35	3,851,654.82
1847	CD	1281680	05/16/22		756742975	Staples Contract & Commerc.Inc - Cash Disbursement STACOM	-	6,611.27	3,845,043.55
1847	CD	1281715	05/16/22		756742977	Tessco, Inc - Cash Disbursement TESSCO	-	3,518.78	3,841,524.77
1847	CD	1281723	05/16/22		756742978	Town of Prescott Valley - Cash Disbursement TOPRVA	-	140.58	3,841,384.19
1847	CD	1281726	05/16/22		756742979	Turbo & Electric Sales & Svc - Cash Disbursement TUELSA	-	1,186.52	3,840,197.67
1847	CD	1281729	05/16/22		756742980	Unisource Energy Services - Cash Disbursement UNENSE	-	280.42	3,839,917.25
1847	CD	1281733	05/16/22		756742981	Valley Pump Service - Cash Disbursement VAPUSE	-	442.54	3,839,474.71
1847	CD	1281736	05/16/22		756742982	Verified First, LLC - Cash Disbursement VEFIBA	-	220.00	3,839,254.71
1847	CD	1281738	05/16/22		756742983	Verizon Wireless - Cash Disbursement VERWIR	-	4,543.25	3,834,711.46
1847	CD	1281744	05/16/22		756742984	Wist Supply & Equipment Co - Cash Disbursement WIOFPR	-	90.02	3,834,621.44
1847	CD	1281749	05/16/22		756742985	Yavapai Fleet Yavapai Machine - Cash Disbursement YAFLIN	-	569.36	3,834,052.08
1847	CD	1281756	05/16/22		756742986	ZebraScapes LLC - Cash Disbursement ZEBRAS	-	175.00	3,833,877.08
1847	CD	1280705	05/16/22		DIR.DEP.PPE.5.7.22	Chase Bank - PR - DIRECT DEPOSIT PPE 05/07/2022	399,101.99	-	4,232,979.07
1846	PR	1276290	05/17/22		23596	Abel, Todd D. - Payroll Bi-Weekly-Direct Deposit 5/17/2022	-	5,319.00	4,227,660.07
1846	PR	1276312	05/17/22		23597	Anglin, Jake J. - Payroll Bi-Weekly-Direct Deposit 5/17/2022	-	1,010.22	4,226,649.85

**CAFMA-Central Arizona Fire and Medical**  
GL Account Ledger - Detail By Period  
5/1/2022 through 5/31/2022

Batch	Journal	Entry #	Date	Job	Document	Description	Debits	Credits	Balance
<b>10.1100.0.0.000</b>			<b>CASH WITH YAVAPAI COUNTY (CONTINUED)</b>						
1846	PR	1276340	05/17/22		23598	Apolinar, Johnathan R. - Payroll Bi-Weekly-Direct Deposit 5/17/2022	\$-	\$2,342.79	\$4,224,307.06
1846	PR	1276368	05/17/22		23599	Aponte, Anthony M. - Payroll Bi-Weekly-Direct Deposit 5/17/2022	-	1,529.25	4,222,777.81
1846	PR	1276391	05/17/22		23600	Baker, Mark A. - Payroll Bi-Weekly-Direct Deposit 5/17/2022	-	2,289.70	4,220,488.11
1846	PR	1276414	05/17/22		23601	Barnum, Josh M. - Payroll Bi-Weekly-Direct Deposit 5/17/2022	-	2,192.65	4,218,295.46
1846	PR	1276442	05/17/22		23602	Basurto-Cancino, Leobardo - Payroll Bi-Weekly-Direct Deposit 5/17/2022	-	3,793.95	4,214,501.51
1846	PR	1276463	05/17/22		23603	Blum, Rodney A. - Payroll Bi-Weekly-Direct Deposit 5/17/2022	-	1,669.29	4,212,832.22
1846	PR	1276485	05/17/22		23604	Breyer, Samuel H. - Payroll Bi-Weekly-Direct Deposit 5/17/2022	-	1,315.64	4,211,516.58
1846	PR	1276512	05/17/22		23605	Brookins, Patricia M. - Payroll Bi-Weekly-Direct Deposit 5/17/2022	-	6,875.82	4,204,640.76
1846	PR	1276533	05/17/22		23606	Brown Jr, Dennis F. - Payroll Bi-Weekly-Direct Deposit 5/17/2022	-	2,213.10	4,202,427.66
1846	PR	1276558	05/17/22		23607	Brunk, Jacob A. - Payroll Bi-Weekly-Direct Deposit 5/17/2022	-	2,099.08	4,200,328.58
1846	PR	1276583	05/17/22		23608	Buchanan, Ben D. - Payroll Bi-Weekly-Direct Deposit 5/17/2022	-	3,095.56	4,197,233.02
1846	PR	1276605	05/17/22		23609	Bulters, Scott D. - Payroll Bi-Weekly-Direct Deposit 5/17/2022	-	2,239.86	4,194,993.16
1846	PR	1276628	05/17/22		23610	Buntin, Darrell R. - Payroll Bi-Weekly-Direct Deposit 5/17/2022	-	1,932.92	4,193,060.24
1846	PR	1276653	05/17/22		23611	Burch, Brian J. - Payroll Bi-Weekly-Direct Deposit 5/17/2022	-	2,547.61	4,190,512.63
1846	PR	1276677	05/17/22		23612	Burch, Bryten J. - Payroll Bi-Weekly-Direct Deposit 5/17/2022	-	1,228.67	4,189,283.96
1846	PR	1276704	05/17/22		23613	Burch, Caden C. - Payroll Bi-Weekly-Direct Deposit 5/17/2022	-	1,624.93	4,187,659.03
1846	PR	1276725	05/17/22		23614	Bushman, James V. - Payroll Bi-Weekly-Direct Deposit 5/17/2022	-	2,920.10	4,184,738.93
1846	PR	1276750	05/17/22		23615	Butler, Jason - Payroll Bi-Weekly-Direct Deposit 5/17/2022	-	2,660.27	4,182,078.66
1846	PR	1276782	05/17/22		23616	Butterfield, Jesse D. - Payroll Bi-Weekly-Direct Deposit 5/17/2022	-	1,587.52	4,180,491.14
1846	PR	1276803	05/17/22		23617	Carothers, Robert C. - Payroll Bi-Weekly-Direct Deposit 5/17/2022	-	3,777.14	4,176,714.00
1846	PR	1276831	05/17/22		23618	Cazaly, Marshall - Payroll Bi-Weekly-Direct Deposit 5/17/2022	-	1,409.44	4,175,304.56
1846	PR	1276850	05/17/22		23619	Chase, Rick D. - Payroll Bi-Weekly-Direct Deposit 5/17/2022	-	3,768.20	4,171,536.36
1846	PR	1276872	05/17/22		23620	Clark, Shelly - Payroll Bi-Weekly-Direct Deposit 5/17/2022	-	1,099.08	4,170,437.28
1846	PR	1276902	05/17/22		23621	Collins, Seth M. - Payroll Bi-Weekly-Direct Deposit 5/17/2022	-	1,816.41	4,168,620.87
1846	PR	1276926	05/17/22		23622	Copenhaver, Douglas J. - Payroll Bi-Weekly-Direct Deposit 5/17/2022	-	1,935.91	4,166,684.96

**CAFMA-Central Arizona Fire and Medical**  
GL Account Ledger - Detail By Period  
5/1/2022 through 5/31/2022

Batch	Journal	Entry #	Date	Job	Document	Description	Debits	Credits	Balance
<b>10.1100.0.0.000</b>			<b>CASH WITH YAVAPAI COUNTY (CONTINUED)</b>						
1846	PR	1276948	05/17/22		23623	Cox, Phillip C. - Payroll Bi-Weekly-Direct Deposit 5/17/2022	\$-	\$5,359.76	\$4,161,325.20
1846	PR	1276973	05/17/22		23624	Croft, Adam J. - Payroll Bi-Weekly-Direct Deposit 5/17/2022	-	1,679.31	4,159,645.89
1846	PR	1276995	05/17/22		23625	Crossman, Eric L. - Payroll Bi-Weekly-Direct Deposit 5/17/2022	-	2,124.71	4,157,521.18
1846	PR	1277021	05/17/22		23626	Cruz, Steven R. - Payroll Bi-Weekly-Direct Deposit 5/17/2022	-	2,816.04	4,154,705.14
1846	PR	1277042	05/17/22		23627	Cunningham, Cody A. - Payroll Bi-Weekly-Direct Deposit 5/17/2022	-	1,764.65	4,152,940.49
1846	PR	1277064	05/17/22		23628	Curry, Robert C. - Payroll Bi-Weekly-Direct Deposit 5/17/2022	-	2,259.88	4,150,680.61
1846	PR	1277088	05/17/22		23629	Davidson, Glenn T. - Payroll Bi-Weekly-Direct Deposit 5/17/2022	-	2,523.16	4,148,157.45
1846	PR	1277112	05/17/22		23630	Davis, Bradley M. - Payroll Bi-Weekly-Direct Deposit 5/17/2022	-	6,235.92	4,141,921.53
1846	PR	1277136	05/17/22		23631	Deering, Andrew L. - Payroll Bi-Weekly-Direct Deposit 5/17/2022	-	861.24	4,141,060.29
1846	PR	1277164	05/17/22		23632	DiVall, Nelson - Payroll Bi-Weekly-Direct Deposit 5/17/2022	-	1,807.56	4,139,252.73
1846	PR	1277189	05/17/22		23633	Dibble, Gordon L. - Payroll Bi-Weekly-Direct Deposit 5/17/2022	-	1,807.45	4,137,445.28
1846	PR	1277213	05/17/22		23634	Dixon, Susanne M. - Payroll Bi-Weekly-Direct Deposit 5/17/2022	-	2,281.98	4,135,163.30
1846	PR	1277240	05/17/22		23635	Douglas, Ren W. - Payroll Bi-Weekly-Direct Deposit 5/17/2022	-	2,886.66	4,132,276.64
1846	PR	1277261	05/17/22		23636	Dowdy, Charles E. - Payroll Bi-Weekly-Direct Deposit 5/17/2022	-	1,980.44	4,130,296.20
1846	PR	1277285	05/17/22		23637	DuCharme, Zachary J. - Payroll Bi-Weekly-Direct Deposit 5/17/2022	-	1,485.84	4,128,810.36
1846	PR	1277308	05/17/22		23638	Duplessis, Robert A. - Payroll Bi-Weekly-Direct Deposit 5/17/2022	-	2,582.50	4,126,227.86
1846	PR	1277334	05/17/22		23639	Eckle, Kellan J. - Payroll Bi-Weekly-Direct Deposit 5/17/2022	-	2,282.03	4,123,945.83
1846	PR	1277356	05/17/22		23640	Edwards, David S. - Payroll Bi-Weekly-Direct Deposit 5/17/2022	-	2,474.66	4,121,471.17
1846	PR	1277377	05/17/22		23641	Engel, Nicole - Payroll Bi-Weekly-Direct Deposit 5/17/2022	-	902.71	4,120,568.46
1846	PR	1277397	05/17/22		23642	Feddema, John J. - Payroll Bi-Weekly-Direct Deposit 5/17/2022	-	3,282.60	4,117,285.86
1846	PR	1277424	05/17/22		23643	Ferris, Ryan M. - Payroll Bi-Weekly-Direct Deposit 5/17/2022	-	1,446.71	4,115,839.15
1846	PR	1277448	05/17/22		23644	Fields, Brody J. - Payroll Bi-Weekly-Direct Deposit 5/17/2022	-	3,778.83	4,112,060.32
1846	PR	1277470	05/17/22		23645	Fields, Zachary E. - Payroll Bi-Weekly-Direct Deposit 5/17/2022	-	2,414.72	4,109,645.60
1846	PR	1277499	05/17/22		23646	Fournier, Nick T. - Payroll Bi-Weekly-Direct Deposit 5/17/2022	-	2,182.47	4,107,463.13
1846	PR	1277520	05/17/22		23647	Frawley, Teresa A. - Payroll Bi-Weekly-Direct Deposit 5/17/2022	-	1,086.71	4,106,376.42



**CAFMA-Central Arizona Fire and Medical**  
GL Account Ledger - Detail By Period  
5/1/2022 through 5/31/2022

Batch	Journal	Entry #	Date	Job	Document	Description	Debits	Credits	Balance
<b>10.1100.0.0.000</b>			<b>CASH WITH YAVAPAI COUNTY (CONTINUED)</b>						
1846	PR	1277541	05/17/22		23648	Frazier, Antonio - Payroll Bi-Weekly-Direct Deposit 5/17/2022	\$-	\$2,510.11	\$4,103,866.31
1846	PR	1277562	05/17/22		23649	Freeman, Michael - Payroll Bi-Weekly-Direct Deposit 5/17/2022	-	1,511.57	4,102,354.74
1846	PR	1277583	05/17/22		23650	Freitag, Scott A. - Payroll Bi-Weekly-Direct Deposit 5/17/2022	-	4,112.34	4,098,242.40
1846	PR	1277605	05/17/22		23651	Gallman, Timothy B. - Payroll Bi-Weekly-Direct Deposit 5/17/2022	-	1,328.06	4,096,914.34
1846	PR	1277627	05/17/22		23652	Gardea Chaparro, Ivonne - Payroll Bi-Weekly-Direct Deposit 5/17/2022	-	1,302.75	4,095,611.59
1846	PR	1277650	05/17/22		23653	Gentle, Isabel - Payroll Bi-Weekly-Direct Deposit 5/17/2022	-	1,056.05	4,094,555.54
1846	PR	1277675	05/17/22		23654	Gentle, Joshua A. - Payroll Bi-Weekly-Direct Deposit 5/17/2022	-	1,072.65	4,093,482.89
1846	PR	1277700	05/17/22		23655	Gillihan, Jim W. - Payroll Bi-Weekly-Direct Deposit 5/17/2022	-	1,472.03	4,092,010.86
1846	PR	1277724	05/17/22		23656	Ginn, James E. - Payroll Bi-Weekly-Direct Deposit 5/17/2022	-	1,942.79	4,090,068.07
1846	PR	1277747	05/17/22		23657	Goodman, Laurie K. - Payroll Bi-Weekly-Direct Deposit 5/17/2022	-	1,108.85	4,088,959.22
1846	PR	1277777	05/17/22		23658	Gray, JT A. - Payroll Bi-Weekly-Direct Deposit 5/17/2022	-	1,671.61	4,087,287.61
1846	PR	1277806	05/17/22		23659	Guzzo, Nicholas R. - Payroll Bi-Weekly-Direct Deposit 5/17/2022	-	1,413.74	4,085,873.87
1846	PR	1277833	05/17/22		23660	Hall, Jace R. - Payroll Bi-Weekly-Direct Deposit 5/17/2022	-	1,563.04	4,084,310.83
1846	PR	1277862	05/17/22		23661	Harper, Leslie R. - Payroll Bi-Weekly-Direct Deposit 5/17/2022	-	2,720.13	4,081,590.70
1846	PR	1277885	05/17/22		23662	Hlavacek, Evan - Payroll Bi-Weekly-Direct Deposit 5/17/2022	-	2,506.70	4,079,084.00
1846	PR	1277909	05/17/22		23663	Horstman, Stephen W. - Payroll Bi-Weekly-Direct Deposit 5/17/2022	-	3,191.11	4,075,892.89
1846	PR	1277931	05/17/22		23664	Huddleston, Michael B. - Payroll Bi-Weekly-Direct Deposit 5/17/2022	-	2,444.72	4,073,448.17
1846	PR	1277960	05/17/22		23665	Hutchison, Ethan K. - Payroll Bi-Weekly-Direct Deposit 5/17/2022	-	1,731.19	4,071,716.98
1846	PR	1277976	05/17/22		23666	Ingrao, Jory - Payroll Bi-Weekly-Direct Deposit 5/17/2022	-	2,106.78	4,069,610.20
1846	PR	1278004	05/17/22		23667	Jacobson, Terrence L. - Payroll Bi-Weekly-Direct Deposit 5/17/2022	-	7,613.42	4,061,996.78
1846	PR	1278030	05/17/22		23668	Jimenez, Valentin - Payroll Bi-Weekly-Direct Deposit 5/17/2022	-	1,473.26	4,060,523.52
1846	PR	1278058	05/17/22		23669	Jones, Shaun D. - Payroll Bi-Weekly-Direct Deposit 5/17/2022	-	6,360.16	4,054,163.36
1846	PR	1278083	05/17/22		23670	King, Jeremiah D. - Payroll Bi-Weekly-Direct Deposit 5/17/2022	-	2,492.50	4,051,670.86
1846	PR	1278104	05/17/22		23671	Kohler, Travis W. - Payroll Bi-Weekly-Direct Deposit 5/17/2022	-	2,092.20	4,049,578.66
1846	PR	1278129	05/17/22		23672	Kontz, Andrew M. - Payroll Bi-Weekly-Direct Deposit 5/17/2022	-	1,648.57	4,047,930.09

**CAFMA-Central Arizona Fire and Medical**  
GL Account Ledger - Detail By Period  
5/1/2022 through 5/31/2022

Batch	Journal	Entry #	Date	Job	Document	Description	Debits	Credits	Balance
<b>10.1100.0.0.000</b>			<b>CASH WITH YAVAPAI COUNTY (CONTINUED)</b>						
1846	PR	1278156	05/17/22		23673	Kontz, Michael V. - Payroll Bi-Weekly-Direct Deposit 5/17/2022	\$-	\$6,922.21	\$4,041,007.88
1846	PR	1278176	05/17/22		23674	Krizzo, Denise M. - Payroll Bi-Weekly-Direct Deposit 5/17/2022	-	1,019.42	4,039,988.46
1846	PR	1278202	05/17/22		23675	Kumpula, Adrian K. - Payroll Bi-Weekly-Direct Deposit 5/17/2022	-	1,340.29	4,038,648.17
1846	PR	1278224	05/17/22		23676	Kuykendall, Jeffery W. - Payroll Bi-Weekly-Direct Deposit 5/17/2022	-	2,732.49	4,035,915.68
1846	PR	1278246	05/17/22		23677	Legge, David B. - Payroll Bi-Weekly-Direct Deposit 5/17/2022	-	2,549.66	4,033,366.02
1846	PR	1278274	05/17/22		23678	Litchfield, Ronald K. - Payroll Bi-Weekly-Direct Deposit 5/17/2022	-	2,169.80	4,031,196.22
1846	PR	1278295	05/17/22		23679	Lopeman, Keith A. - Payroll Bi-Weekly-Direct Deposit 5/17/2022	-	2,169.58	4,029,026.64
1846	PR	1278319	05/17/22		23680	Lovell, Sharon J. - Payroll Bi-Weekly-Direct Deposit 5/17/2022	-	948.43	4,028,078.21
1846	PR	1278345	05/17/22		23681	Lund, Kyle L. - Payroll Bi-Weekly-Direct Deposit 5/17/2022	-	1,104.83	4,026,973.38
1846	PR	1278370	05/17/22		23682	Lynch, Peter J. - Payroll Bi-Weekly-Direct Deposit 5/17/2022	-	4,462.10	4,022,511.28
1846	PR	1278396	05/17/22		23683	Lys, Damian P. - Payroll Bi-Weekly-Direct Deposit 5/17/2022	-	4,115.60	4,018,395.68
1846	PR	1278417	05/17/22		23684	Madden, James P. - Payroll Bi-Weekly-Direct Deposit 5/17/2022	-	1,290.57	4,017,105.11
1846	PR	1278437	05/17/22		23685	Mauldin, Karen S. - Payroll Bi-Weekly-Direct Deposit 5/17/2022	-	2,012.78	4,015,092.33
1846	PR	1278460	05/17/22		23686	Mauldin, Mark E. - Payroll Bi-Weekly-Direct Deposit 5/17/2022	-	2,904.57	4,012,187.76
1846	PR	1278478	05/17/22		23687	Mayhall, Mathew T. - Payroll Bi-Weekly-Direct Deposit 5/17/2022	-	2,375.31	4,009,812.45
1846	PR	1278496	05/17/22		23688	Mazon, Joshua M. - Payroll Bi-Weekly-Direct Deposit 5/17/2022	-	1,869.59	4,007,942.86
1846	PR	1278521	05/17/22		23689	Mazzella, Marc A. - Payroll Bi-Weekly-Direct Deposit 5/17/2022	-	1,758.21	4,006,184.65
1846	PR	1278547	05/17/22		23690	McCarthy, Nicholas A. - Payroll Bi-Weekly-Direct Deposit 5/17/2022	-	1,374.92	4,004,809.73
1846	PR	1278573	05/17/22		23691	McCarty, Daniel L. - Payroll Bi-Weekly-Direct Deposit 5/17/2022	-	2,954.11	4,001,855.62
1846	PR	1278599	05/17/22		23692	McFadden, Matthew C. - Payroll Bi-Weekly-Direct Deposit 5/17/2022	-	1,309.07	4,000,546.55
1846	PR	1278628	05/17/22		23693	McFadden, Michael J. - Payroll Bi-Weekly-Direct Deposit 5/17/2022	-	6,164.00	3,994,382.55
1846	PR	1278652	05/17/22		23694	McIntire, Jacob V. - Payroll Bi-Weekly-Direct Deposit 5/17/2022	-	1,421.10	3,992,961.45
1846	PR	1278675	05/17/22		23695	Merrill, Eric R. - Payroll Bi-Weekly-Direct Deposit 5/17/2022	-	2,523.67	3,990,437.78
1846	PR	1278699	05/17/22		23696	Mills, Brett S. - Payroll Bi-Weekly-Direct Deposit 5/17/2022	-	1,477.28	3,988,960.50
1846	PR	1278724	05/17/22		23697	Moore, Aaron J. - Payroll Bi-Weekly-Direct Deposit 5/17/2022	-	2,250.86	3,986,709.64

**CAFMA-Central Arizona Fire and Medical**  
GL Account Ledger - Detail By Period  
5/1/2022 through 5/31/2022

Batch	Journal	Entry #	Date	Job	Document	Description	Debits	Credits	Balance
<b>10.1100.0.0.000</b>			<b>CASH WITH YAVAPAI COUNTY (CONTINUED)</b>						
1846	PR	1278751	05/17/22		23698	Moore, Ryan T. - Payroll Bi-Weekly-Direct Deposit 5/17/2022	\$-	\$2,218.71	\$3,984,490.93
1846	PR	1278777	05/17/22		23699	Muniz, Thomas E. - Payroll Bi-Weekly-Direct Deposit 5/17/2022	-	1,528.23	3,982,962.70
1846	PR	1278804	05/17/22		23700	Murray, Paul M. - Payroll Bi-Weekly-Direct Deposit 5/17/2022	-	1,531.19	3,981,431.51
1846	PR	1278832	05/17/22		23701	Nall, William T. - Payroll Bi-Weekly-Direct Deposit 5/17/2022	-	2,189.70	3,979,241.81
1846	PR	1278858	05/17/22		23702	Nelson, Michael J. - Payroll Bi-Weekly-Direct Deposit 5/17/2022	-	2,151.51	3,977,090.30
1846	PR	1278887	05/17/22		23703	Niemynski, Doug T. - Payroll Bi-Weekly-Direct Deposit 5/17/2022	-	8,534.39	3,968,555.91
1846	PR	1278915	05/17/22		23704	Nolan, Jason K. - Payroll Bi-Weekly-Direct Deposit 5/17/2022	-	3,406.28	3,965,149.63
1846	PR	1278944	05/17/22		23705	Olson, Rick C. - Payroll Bi-Weekly-Direct Deposit 5/17/2022	-	3,495.27	3,961,654.36
1846	PR	1278967	05/17/22		23706	Overmyer, Titus C. - Payroll Bi-Weekly-Direct Deposit 5/17/2022	-	1,423.05	3,960,231.31
1846	PR	1278987	05/17/22		23707	Parra, Dustin A. - Payroll Bi-Weekly-Direct Deposit 5/17/2022	-	2,735.62	3,957,495.69
1846	PR	1279013	05/17/22		23708	Parra, Payton S. - Payroll Bi-Weekly-Direct Deposit 5/17/2022	-	1,737.25	3,955,758.44
1846	PR	1279033	05/17/22		23709	Peckham, Christopher D. - Payroll Bi-Weekly-Direct Deposit 5/17/2022	-	1,969.53	3,953,788.91
1846	PR	1279059	05/17/22		23710	Pena, Christopher D. - Payroll Bi-Weekly-Direct Deposit 5/17/2022	-	1,896.98	3,951,891.93
1846	PR	1279090	05/17/22		23711	Perez, Anthony R. - Payroll Bi-Weekly-Direct Deposit 5/17/2022	-	1,525.07	3,950,366.86
1846	PR	1279117	05/17/22		23712	Perkins, Shane M. - Payroll Bi-Weekly-Direct Deposit 5/17/2022	-	1,265.56	3,949,101.30
1846	PR	1279143	05/17/22		23713	Poliakon, Brett M. - Payroll Bi-Weekly-Direct Deposit 5/17/2022	-	2,508.44	3,946,592.86
1846	PR	1279168	05/17/22		23714	Postula, Justin M. - Payroll Bi-Weekly-Direct Deposit 5/17/2022	-	2,106.97	3,944,485.89
1846	PR	1279192	05/17/22		23715	Postula, Karl A. - Payroll Bi-Weekly-Direct Deposit 5/17/2022	-	3,432.62	3,941,053.27
1846	PR	1279213	05/17/22		23716	Prange, Ross L. - Payroll Bi-Weekly-Direct Deposit 5/17/2022	-	2,905.12	3,938,148.15
1846	PR	1279237	05/17/22		23717	Pruitt, Robert E. - Payroll Bi-Weekly-Direct Deposit 5/17/2022	-	4,368.83	3,933,779.32
1846	PR	1279263	05/17/22		23718	Rafters, William C. - Payroll Bi-Weekly-Direct Deposit 5/17/2022	-	1,668.11	3,932,111.21
1846	PR	1279288	05/17/22		23719	Redfern, Joshua L. - Payroll Bi-Weekly-Direct Deposit 5/17/2022	-	2,219.31	3,929,891.90
1846	PR	1279313	05/17/22		23720	Reeves, Katherine D. - Payroll Bi-Weekly-Direct Deposit 5/17/2022	-	943.13	3,928,948.77
1846	PR	1279338	05/17/22		23721	Rendl, Robert A. - Payroll Bi-Weekly-Direct Deposit 5/17/2022	-	9,951.06	3,918,997.71
1846	PR	1279362	05/17/22		23722	Reyes, Adam N. - Payroll Bi-Weekly-Direct Deposit 5/17/2022	-	1,764.80	3,917,232.91

**CAFMA-Central Arizona Fire and Medical**  
GL Account Ledger - Detail By Period  
5/1/2022 through 5/31/2022

Batch	Journal	Entry #	Date	Job	Document	Description	Debits	Credits	Balance
<b>10.1100.0.0.000</b>			<b>CASH WITH YAVAPAI COUNTY (CONTINUED)</b>						
1846	PR	1279380	05/17/22		23723	Roberts, Jerry R. - Payroll Bi-Weekly-Direct Deposit 5/17/2022	\$-	\$2,501.68	\$3,914,731.23
1846	PR	1279407	05/17/22		23724	Rocha, Edgar O. - Payroll Bi-Weekly-Direct Deposit 5/17/2022	-	1,150.46	3,913,580.77
1846	PR	1279431	05/17/22		23725	Roche, Benjamin H. - Payroll Bi-Weekly-Direct Deposit 5/17/2022	-	1,925.72	3,911,655.05
1846	PR	1279454	05/17/22		23726	Rose, Cody S. - Payroll Bi-Weekly-Direct Deposit 5/17/2022	-	3,160.99	3,908,494.06
1846	PR	1279486	05/17/22		23727	Runo, Kyle E. - Payroll Bi-Weekly-Direct Deposit 5/17/2022	-	2,073.66	3,906,420.40
1846	PR	1279507	05/17/22		23728	Russell, Tessa M. - Payroll Bi-Weekly-Direct Deposit 5/17/2022	-	1,076.52	3,905,343.88
1846	PR	1279533	05/17/22		23729	Ryan, Keith M. - Payroll Bi-Weekly-Direct Deposit 5/17/2022	-	1,105.54	3,904,238.34
1846	PR	1279555	05/17/22		23730	Scaife, Domenic J. - Payroll Bi-Weekly-Direct Deposit 5/17/2022	-	3,084.13	3,901,154.21
1846	PR	1279580	05/17/22		23731	Schiffmacher, Gerald - Payroll Bi-Weekly-Direct Deposit 5/17/2022	-	1,877.94	3,899,276.27
1846	PR	1279601	05/17/22		23732	Schuster Jr., Alan J. - Payroll Bi-Weekly-Direct Deposit 5/17/2022	-	4,162.52	3,895,113.75
1846	PR	1279623	05/17/22		23733	Seets, James W. - Payroll Bi-Weekly-Direct Deposit 5/17/2022	-	2,424.56	3,892,689.19
1846	PR	1279650	05/17/22		23734	Sheldon, Wesley K. - Payroll Bi-Weekly-Direct Deposit 5/17/2022	-	1,706.81	3,890,982.38
1846	PR	1279673	05/17/22		23735	Sims, Lacie J. - Payroll Bi-Weekly-Direct Deposit 5/17/2022	-	1,220.82	3,889,761.56
1846	PR	1279700	05/17/22		23736	Smith, Jacob A. - Payroll Bi-Weekly-Direct Deposit 5/17/2022	-	1,074.79	3,888,686.77
1846	PR	1279731	05/17/22		23737	Smith, Russell - Payroll Bi-Weekly-Direct Deposit 5/17/2022	-	2,108.76	3,886,578.01
1846	PR	1279758	05/17/22		23738	Smith, Travis L. - Payroll Bi-Weekly-Direct Deposit 5/17/2022	-	8,285.78	3,878,292.23
1846	PR	1279782	05/17/22		23739	Snyder, Timothy E. - Payroll Bi-Weekly-Direct Deposit 5/17/2022	-	3,746.59	3,874,545.64
1846	PR	1279805	05/17/22		23740	Stewart, Jeff - Payroll Bi-Weekly-Direct Deposit 5/17/2022	-	1,909.10	3,872,636.54
1846	PR	1279832	05/17/22		23741	Stooks, Wallace C. - Payroll Bi-Weekly-Direct Deposit 5/17/2022	-	4,315.86	3,868,320.68
1846	PR	1279860	05/17/22		23742	Stretton, Garrett M. - Payroll Bi-Weekly-Direct Deposit 5/17/2022	-	1,351.06	3,866,969.62
1846	PR	1279884	05/17/22		23743	Tharp, David S. - Payroll Bi-Weekly-Direct Deposit 5/17/2022	-	4,299.24	3,862,670.38
1846	PR	1279909	05/17/22		23744	Thompson, Jacob S. - Payroll Bi-Weekly-Direct Deposit 5/17/2022	-	1,771.40	3,860,898.98
1846	PR	1279938	05/17/22		23745	Tillich, Timothy A. - Payroll Bi-Weekly-Direct Deposit 5/17/2022	-	2,320.14	3,858,578.84
1846	PR	1279963	05/17/22		23746	Trask, Ryan A. - Payroll Bi-Weekly-Direct Deposit 5/17/2022	-	2,164.28	3,856,414.56
1846	PR	1279988	05/17/22		23747	Trujillo, Erik J. - Payroll Bi-Weekly-Direct Deposit 5/17/2022	-	1,918.88	3,854,495.68

**CAFMA-Central Arizona Fire and Medical**  
GL Account Ledger - Detail By Period  
5/1/2022 through 5/31/2022

Batch	Journal	Entry #	Date	Job	Document	Description	Debits	Credits	Balance
<b>10.1100.0.0.000</b>			<b>CASH WITH YAVAPAI COUNTY (CONTINUED)</b>						
1846	PR	1280014	05/17/22		23748	Turner, Kenneth R. - Payroll Bi-Weekly-Direct Deposit 5/17/2022	\$-	\$2,892.66	\$3,851,603.02
1846	PR	1280034	05/17/22		23749	VanTuyl, Jonah D. - Payroll Bi-Weekly-Direct Deposit 5/17/2022	-	2,712.99	3,848,890.03
1846	PR	1280058	05/17/22		23750	Vanatta, Justin B. - Payroll Bi-Weekly-Direct Deposit 5/17/2022	-	1,631.73	3,847,258.30
1846	PR	1280080	05/17/22		23751	Viscardi, Karen W. - Payroll Bi-Weekly-Direct Deposit 5/17/2022	-	1,259.35	3,845,998.95
1846	PR	1280107	05/17/22		23752	Wagner, Adam D. - Payroll Bi-Weekly-Direct Deposit 5/17/2022	-	2,781.03	3,843,217.92
1846	PR	1280132	05/17/22		23753	Wagoner, Buddy R. - Payroll Bi-Weekly-Direct Deposit 5/17/2022	-	1,311.51	3,841,906.41
1846	PR	1280153	05/17/22		23754	Welch-Cornell, Jaime D. - Payroll Bi-Weekly-Direct Deposit 5/17/2022	-	1,405.86	3,840,500.55
1846	PR	1280175	05/17/22		23755	Wittenberg, David J. - Payroll Bi-Weekly-Direct Deposit 5/17/2022	-	2,234.01	3,838,266.54
1846	PR	1280202	05/17/22		23756	Young, Kevin A. - Payroll Bi-Weekly-Direct Deposit 5/17/2022	-	1,165.38	3,837,101.16
1846	PR	1280231	05/17/22		23757	Zazueta, Robert P. - Payroll Bi-Weekly-Direct Deposit 5/17/2022	-	3,224.08	3,833,877.08
1851	CR	1281791	05/19/22		0062790806	SKYVIEW SCHOOL -	78.42	-	3,833,955.50
1853	CR	1281814	05/19/22		0510600939	Tucker, Michael -	852.29	-	3,834,807.79
1853	CR	1281813	05/19/22		0510600940	Sims, Mike -	26.44	-	3,834,834.23
1853	CR	1281811	05/19/22		0510601023	Valadez, Armando -	474.99	-	3,835,309.22
1853	CR	1281812	05/19/22		0510601039	RORICK, NORM -	659.94	-	3,835,969.16
1853	CR	1281815	05/19/22		1101028644	ELOY FIRE DISTRICT -	1,464.11	-	3,837,433.27
1854	CR	1281833	05/19/22		15712	PLANS REVIEW -	125.00	-	3,837,558.27
1854	CR	1281834	05/19/22		15713	PLANS REVIEW -	125.00	-	3,837,683.27
1854	CR	1281832	05/19/22		15714	Fire Prevention Permits -	121.00	-	3,837,804.27
1854	CR	1281835	05/19/22		15716	Fire Prevention Permits -	121.00	-	3,837,925.27
1854	CR	1281836	05/19/22		15717	PLANS REVIEW -	125.00	-	3,838,050.27
1854	CR	1281837	05/19/22		15718	PLANS REVIEW -	458.00	-	3,838,508.27
1851	CR	1281786	05/19/22		210491580	AZ Dept of Forestry & Fire Mgt -	33,326.75	-	3,871,835.02
1851	CR	1281787	05/19/22		210491580	AZ Dept of Forestry & Fire Mgt -	105,245.57	-	3,977,080.59
1851	CR	1281789	05/19/22		316365	CPR CLASS -	600.00	-	3,977,680.59
1851	CR	1281785	05/19/22		366323	ROSENBAUER MOTORS -	604.79	-	3,978,285.38
1854	CR	1281840	05/19/22		56725	Fire Prevention Permits -	669.00	-	3,978,954.38
1854	CR	1281839	05/19/22		56726	PLANS REVIEW -	283.00	-	3,979,237.38
1854	CR	1281838	05/19/22		6905	PLANS REVIEW -	483.00	-	3,979,720.38
1851	CR	1281788	05/19/22		72369	PAYSON FIRE DEPARTMENT -	148.22	-	3,979,868.60
1851	CR	1281790	05/19/22		7369009258	CPR CLASS -	300.00	-	3,980,168.60
1851	CR	1281792	05/19/22		8011	NESS, DANIEL -	673.73	-	3,980,842.33
1852	CR	1281809	05/19/22		CASH	DONATION -	150.00	-	3,980,992.33
1868	CR	1288267	05/26/22		0014096456	RUNO, KYLE -	68.07	-	3,981,060.40
1868	CR	1288268	05/26/22		00523614	CITY OF PRESCOTT FIRE DEPT. -	820.00	-	3,981,880.40
1868	CR	1288264	05/26/22		0510601241	VANATTA, DAVIN -	673.73	-	3,982,554.13
1868	CR	1288263	05/26/22		0510601286	MOORE, SCOTT -	15.46	-	3,982,569.59

**CAFMA-Central Arizona Fire and Medical**  
**GL Account Ledger - Detail By Period**  
5/1/2022 through 5/31/2022

Batch	Journal	Entry #	Date	Job	Document	Description	Debits	Credits	Balance
<b>10.1100.0.0.000</b>			<b>CASH WITH YAVAPAI COUNTY (CONTINUED)</b>						
1868	CR	1288274	05/26/22		0510601310	DeJoria, Dana -	\$673.73	\$-	\$3,983,243.32
1869	CR	1288306	05/26/22		15758	PLANS REVIEW -	458.00	-	3,983,701.32
1869	CR	1288308	05/26/22		15759	PLANS REVIEW -	1,066.16	-	3,984,767.48
1869	CR	1288307	05/26/22		1734078122	INCIDENT REPORTS -	22.00	-	3,984,789.48
1868	CR	1288265	05/26/22		316419	Town of Prescott Valley -	1,283.75	-	3,986,073.23
1868	CR	1288266	05/26/22		40424098	Yavapai Community Health Svcs -	432.00	-	3,986,505.23
1868	CR	1288272	05/26/22		43265	RORICK, NORM -	260.00	-	3,986,765.23
1868	CR	1288273	05/26/22		43265	Smith, Andrea -	84.66	-	3,986,849.89
1868	CR	1288269	05/26/22		5334	Findlay Toyota Center -	116.00	-	3,986,965.89
1868	CR	1288271	05/26/22		706102851	VERDE VALLEY FIRE DISTRICT -	1,278.79	-	3,988,244.68
1868	CR	1288270	05/26/22		756722786	COPPER CANYON FIRE & MEDICAL -	2,230.33	-	3,990,475.01
1861	CD	1287902	05/26/22		756742987	Arizona General / Ace Hardware - Cash Disbursement ACEHAR	-	1.30	3,990,473.71
1861	CD	1287907	05/26/22		756742988	ACG Systems Inc - Cash Disbursement ACGSYS	-	4,829.01	3,985,644.70
1861	CD	1287910	05/26/22		756742989	APS - Cash Disbursement APS	-	7,135.80	3,978,508.90
1861	CD	1287926	05/26/22		756742990	Arizona Emergency Products - Cash Disbursement AREMPR	-	386.15	3,978,122.75
1861	CD	1287930	05/26/22		756742991	AZ Center for Fire Svc Excel - Cash Disbursement AZCEFI	-	1,025.00	3,977,097.75
1861	CD	1287934	05/26/22		756742992	Barrett Propane, Inc - Cash Disbursement BARPRO	-	3,400.00	3,973,697.75
1861	CD	1287937	05/26/22		756742993	Bennett Oil - Cash Disbursement BENOIL	-	541.22	3,973,156.53
1861	CD	1287939	05/26/22		756742994	Best Pick Disposal, Inc - Cash Disbursement BEPIDI	-	467.73	3,972,688.80
1861	CD	1287948	05/26/22		756742995	Bound Tree Medical LLC - Cash Disbursement BOTRME	-	3,507.02	3,969,181.78
1861	CD	1287962	05/26/22		756742996	B & W Fire Security Systems - Cash Disbursement BWFISE	-	35.00	3,969,146.78
1861	CD	1287964	05/26/22		756742997	Sparklight - Cash Disbursement CABONE	-	48.04	3,969,098.74
1861	CD	1287967	05/26/22		756742998	CenturyLink - Cash Disbursement CENLIN	-	581.90	3,968,516.84
1861	CD	1287973	05/26/22		756742999	CenturyLink - Cash Disbursement CENLIN	-	25.65	3,968,491.19
1861	CD	1287975	05/26/22		756743000	Chase Bank - Cash Disbursement CHASE	-	648,591.24	3,319,899.95
1861	CD	1288001	05/26/22		756743002	City of Prescott - Cash Disbursement CITPRE	-	481.39	3,319,418.56
1861	CD	1288004	05/26/22		756743003	Curtis Tools for Heroes - Cash Disbursement CUTOHE	-	2,775.20	3,316,643.36
1861	CD	1288019	05/26/22		756743004	FACTORY MOTOR PARTS - Cash Disbursement FAMOPA	-	329.30	3,316,314.06
1861	CD	1288028	05/26/22		756743005	FEDEX - Cash Disbursement FEDEXP	-	38.37	3,316,275.69
1861	CD	1288031	05/26/22		756743006	Globalstar - Cash Disbursement GLOBAL	-	224.74	3,316,050.95
1861	CD	1288033	05/26/22		756743007	Michael M. Golightly & Assoc - Cash Disbursement GOLMIC	-	5,585.64	3,310,465.31
1861	CD	1288043	05/26/22		756743008	W.W. Grainger, Inc - Cash Disbursement GRAING	-	118.97	3,310,346.34
1861	CD	1288050	05/26/22		756743009	Haley Construction Company - Cash Disbursement HACOCO	-	1,250.00	3,309,096.34
1861	CD	1288054	05/26/22		756743010	Hillyard, Inc-Flagstaff - Cash Disbursement HILLYA	-	16.16	3,309,080.18
1861	CD	1288057	05/26/22		756743011	Interstate Batteries - Cash Disbursement INTBAT	-	652.85	3,308,427.33
1861	CD	1288060	05/26/22		756743012	Lamb Chevrolet - Cash Disbursement LAMCHE	-	93.45	3,308,333.88
1861	CD	1288063	05/26/22		756743013	Life Assist Inc - Cash Disbursement LIFASS	-	398.07	3,307,935.81
1861	CD	1288067	05/26/22		756743014	Matheson Tri-Gas, Inc - Cash Disbursement MATTRI	-	455.76	3,307,480.05

**CAFMA-Central Arizona Fire and Medical**  
**GL Account Ledger - Detail By Period**  
5/1/2022 through 5/31/2022

Batch	Journal	Entry #	Date	Job	Document	Description	Debits	Credits	Balance
<b>10.1100.0.0.000</b>			<b>CASH WITH YAVAPAI COUNTY (CONTINUED)</b>						
1861	CD	1288088	05/26/22		756743016	Municipal Emergency Svcs Inc - Cash Disbursement MES	\$-	\$672.28	\$3,306,807.77
1861	CD	1288092	05/26/22		756743017	MORTIMER FARMS - Cash Disbursement ONETIM	-	283.00	3,306,524.77
1861	CD	1288094	05/26/22		756743018	Prescott Steel & Welding - Cash Disbursement PRSTWE	-	114.60	3,306,410.17
1861	CD	1288099	05/26/22		756743019	Public Safety Crisis Solutions - Cash Disbursement PUSACR	-	5,612.50	3,300,797.67
1861	CD	1288117	05/26/22		756743020	Prescott Valley Ace Hardware - Cash Disbursement PVACHA	-	32.73	3,300,764.94
1861	CD	1288120	05/26/22		756743021	Restored By Faith LLC - Cash Disbursement REBYFA	-	140.00	3,300,624.94
1861	CD	1288122	05/26/22		756743022	Republic EVS - Cash Disbursement REPEVS	-	178,348.09	3,122,276.85
1861	CD	1288124	05/26/22		756743023	Repaired by Faith - Cash Disbursement REPFAI	-	710.00	3,121,566.85
1861	CD	1288127	05/26/22		756743024	The Counseling Office of - Cash Disbursement RITDEB	-	5,081.69	3,116,485.16
1861	CD	1288133	05/26/22		756743025	Rosenbauer Aerials, LLC - Cash Disbursement ROSAER	-	57.83	3,116,427.33
1861	CD	1288136	05/26/22		756743026	SC Audit & Accounting Solution - Cash Disbursement SCAUAC	-	1,463.00	3,114,964.33
1861	CD	1288138	05/26/22		756743027	Starkweather Roofing Inc - Cash Disbursement STAROO	-	29,136.00	3,085,828.33
1861	CD	1288186	05/26/22		756743027	Starkweather Roofing Inc - Void Check STAROO	29,136.00	-	3,114,964.33
1861	CD	1288141	05/26/22		756743028	D.G.Shoemaker & Associates Inc - Cash Disbursement SUNSUP	-	567.74	3,114,396.59
1861	CD	1288144	05/26/22		756743029	TD Media LLC - Cash Disbursement TDMEDI	-	3,445.00	3,110,951.59
1861	CD	1288146	05/26/22		756743030	Town of Prescott Valley - Cash Disbursement TOPRVA	-	847.30	3,110,104.29
1861	CD	1288152	05/26/22		756743031	Unisource Energy Services - Cash Disbursement UNENSE	-	287.79	3,109,816.50
1861	CD	1288158	05/26/22		756743032	United Disposal, Inc - Cash Disbursement UNIDIS	-	264.00	3,109,552.50
1861	CD	1288160	05/26/22		756743033	W.W. Williams Company LLC - Cash Disbursement WWWILL	-	9.81	3,109,542.69
1861	CD	1288165	05/26/22		756743034	XEROX FINANCIAL SERVICES - Cash Disbursement XEFISE	-	1,320.82	3,108,221.87
1861	CD	1288174	05/26/22		756743035	Yavapai Fleet Yavapai Machine - Cash Disbursement YAFLIN	-	86.40	3,108,135.47
1861	CD	1288183	05/26/22		756743036	York - Cash Disbursement YORK	-	263.15	3,107,872.32
1861	CD	1288189	05/26/22		756743037	Starkweather Roofing Inc - Cash Disbursement STAROO	-	21,852.00	3,086,020.32
1861	CD	1288191	05/26/22		756743038	Starkweather Roofing Inc - Cash Disbursement STAROO	-	7,284.00	3,078,736.32
1861	CD	1287983	05/26/22		DIR.DEP.PPE.5.21.2.	Chase Bank - PR - DIRECT DEPOSIT PPE 05/21/2022	385,117.21	-	3,463,853.53
1860	PR	1284901	05/31/22		23758	Abel, Todd D. - Payroll Bi-Weekly-Direct Deposit 5/31/2022	-	3,204.96	3,460,648.57
1860	PR	1284917	05/31/22		23759	Anglin, Jake J. - Payroll Bi-Weekly-Direct Deposit 5/31/2022	-	1,001.97	3,459,646.60
1860	PR	1284939	05/31/22		23760	Apolinar, Johnathan R. - Payroll Bi-Weekly-Direct Deposit 5/31/2022	-	2,191.33	3,457,455.27
1860	PR	1284960	05/31/22		23761	Aponte, Anthony M. - Payroll Bi-Weekly-Direct Deposit 5/31/2022	-	1,448.19	3,456,007.08
1860	PR	1284977	05/31/22		23762	Baker, Mark A. - Payroll Bi-Weekly-Direct Deposit 5/31/2022	-	2,449.54	3,453,557.54



**CAFMA-Central Arizona Fire and Medical**  
GL Account Ledger - Detail By Period  
5/1/2022 through 5/31/2022

Batch	Journal	Entry #	Date	Job	Document	Description	Debits	Credits	Balance
<b>10.1100.0.0.000</b>			<b>CASH WITH YAVAPAI COUNTY (CONTINUED)</b>						
1860	PR	1284993	05/31/22		23763	Barnum, Josh M. - Payroll Bi-Weekly-Direct Deposit 5/31/2022	\$-	\$2,403.82	\$3,451,153.72
1860	PR	1285014	05/31/22		23764	Basurto-Cancino, Leobardo - Payroll Bi-Weekly-Direct Deposit 5/31/2022	-	1,287.66	3,449,866.06
1860	PR	1285029	05/31/22		23765	Blum, Rodney A. - Payroll Bi-Weekly-Direct Deposit 5/31/2022	-	1,732.22	3,448,133.84
1860	PR	1285046	05/31/22		23766	Breyer, Samuel H. - Payroll Bi-Weekly-Direct Deposit 5/31/2022	-	1,433.69	3,446,700.15
1860	PR	1285063	05/31/22		23767	Brown Jr, Dennis F. - Payroll Bi-Weekly-Direct Deposit 5/31/2022	-	4,241.08	3,442,459.07
1860	PR	1285082	05/31/22		23768	Brunk, Jacob A. - Payroll Bi-Weekly-Direct Deposit 5/31/2022	-	1,703.09	3,440,755.98
1860	PR	1285103	05/31/22		23769	Buchanan, Ben D. - Payroll Bi-Weekly-Direct Deposit 5/31/2022	-	3,933.47	3,436,822.51
1860	PR	1285121	05/31/22		23770	Bulters, Scott D. - Payroll Bi-Weekly-Direct Deposit 5/31/2022	-	2,892.06	3,433,930.45
1860	PR	1285139	05/31/22		23771	Buntin, Darrell R. - Payroll Bi-Weekly-Direct Deposit 5/31/2022	-	1,946.12	3,431,984.33
1860	PR	1285158	05/31/22		23772	Burch, Brian J. - Payroll Bi-Weekly-Direct Deposit 5/31/2022	-	2,865.31	3,429,119.02
1860	PR	1285177	05/31/22		23773	Burch, Bryten J. - Payroll Bi-Weekly-Direct Deposit 5/31/2022	-	1,366.06	3,427,752.96
1860	PR	1285199	05/31/22		23774	Burch, Caden C. - Payroll Bi-Weekly-Direct Deposit 5/31/2022	-	2,186.03	3,425,566.93
1860	PR	1285216	05/31/22		23775	Bushman, James V. - Payroll Bi-Weekly-Direct Deposit 5/31/2022	-	2,711.68	3,422,855.25
1860	PR	1285235	05/31/22		23776	Butler, Jason - Payroll Bi-Weekly-Direct Deposit 5/31/2022	-	2,111.41	3,420,743.84
1860	PR	1285259	05/31/22		23777	Butterfield, Jesse D. - Payroll Bi-Weekly-Direct Deposit 5/31/2022	-	1,449.27	3,419,294.57
1860	PR	1285276	05/31/22		23778	Carothers, Robert C. - Payroll Bi-Weekly-Direct Deposit 5/31/2022	-	13,191.80	3,406,102.77
1860	PR	1285297	05/31/22		23779	Cazaly, Marshall - Payroll Bi-Weekly-Direct Deposit 5/31/2022	-	2,384.05	3,403,718.72
1860	PR	1285311	05/31/22		23780	Chase, Rick D. - Payroll Bi-Weekly-Direct Deposit 5/31/2022	-	3,922.83	3,399,795.89
1860	PR	1285327	05/31/22		23781	Clark, Shelly - Payroll Bi-Weekly-Direct Deposit 5/31/2022	-	1,110.04	3,398,685.85
1860	PR	1285353	05/31/22		23782	Collins, Seth M. - Payroll Bi-Weekly-Direct Deposit 5/31/2022	-	2,496.70	3,396,189.15
1860	PR	1285372	05/31/22		23783	Copenhaver, Douglas J. - Payroll Bi-Weekly-Direct Deposit 5/31/2022	-	1,963.16	3,394,225.99
1860	PR	1285388	05/31/22		23784	Cox, Phillip C. - Payroll Bi-Weekly-Direct Deposit 5/31/2022	-	4,327.84	3,389,898.15
1860	PR	1285407	05/31/22		23785	Croft, Adam J. - Payroll Bi-Weekly-Direct Deposit 5/31/2022	-	1,722.59	3,388,175.56
1860	PR	1285424	05/31/22		23786	Crossman, Eric L. - Payroll Bi-Weekly-Direct Deposit 5/31/2022	-	2,304.83	3,385,870.73
1860	PR	1285443	05/31/22		23787	Cruz, Steven R. - Payroll Bi-Weekly-Direct Deposit 5/31/2022	-	2,748.98	3,383,121.75

**CAFMA-Central Arizona Fire and Medical**  
GL Account Ledger - Detail By Period  
5/1/2022 through 5/31/2022

Batch	Journal	Entry #	Date	Job	Document	Description	Debits	Credits	Balance
<b>10.1100.0.0.000</b>			<b>CASH WITH YAVAPAI COUNTY (CONTINUED)</b>						
1860	PR	1285459	05/31/22		23788	Cunningham, Cody A. - Payroll Bi-Weekly-Direct Deposit 5/31/2022	\$-	\$1,823.18	\$3,381,298.57
1860	PR	1285478	05/31/22		23789	Curry, Robert C. - Payroll Bi-Weekly-Direct Deposit 5/31/2022	-	2,981.37	3,378,317.20
1860	PR	1285497	05/31/22		23790	Davidson, Glenn T. - Payroll Bi-Weekly-Direct Deposit 5/31/2022	-	2,557.65	3,375,759.55
1860	PR	1285518	05/31/22		23791	Davis, Bradley M. - Payroll Bi-Weekly-Direct Deposit 5/31/2022	-	6,791.38	3,368,968.17
1860	PR	1285537	05/31/22		23792	Deering, Andrew L. - Payroll Bi-Weekly-Direct Deposit 5/31/2022	-	897.24	3,368,070.93
1860	PR	1285557	05/31/22		23793	DiVall, Nelson - Payroll Bi-Weekly-Direct Deposit 5/31/2022	-	1,311.89	3,366,759.04
1860	PR	1285575	05/31/22		23794	Dibble, Gordon L. - Payroll Bi-Weekly-Direct Deposit 5/31/2022	-	1,809.13	3,364,949.91
1860	PR	1285593	05/31/22		23795	Dixson, Susanne M. - Payroll Bi-Weekly-Direct Deposit 5/31/2022	-	2,301.77	3,362,648.14
1860	PR	1285614	05/31/22		23796	Douglas, Ren W. - Payroll Bi-Weekly-Direct Deposit 5/31/2022	-	2,645.61	3,360,002.53
1860	PR	1285629	05/31/22		23797	Dowdy, Charles E. - Payroll Bi-Weekly-Direct Deposit 5/31/2022	-	2,017.58	3,357,984.95
1860	PR	1285648	05/31/22		23798	DuCharme, Zachary J. - Payroll Bi-Weekly-Direct Deposit 5/31/2022	-	1,512.29	3,356,472.66
1860	PR	1285664	05/31/22		23799	Duplessis, Robert A. - Payroll Bi-Weekly-Direct Deposit 5/31/2022	-	2,708.79	3,353,763.87
1860	PR	1285685	05/31/22		23800	Eckle, Kellan J. - Payroll Bi-Weekly-Direct Deposit 5/31/2022	-	2,378.35	3,351,385.52
1860	PR	1285701	05/31/22		23801	Edwards, David S. - Payroll Bi-Weekly-Direct Deposit 5/31/2022	-	2,718.35	3,348,667.17
1860	PR	1285717	05/31/22		23802	Engel, Nicole - Payroll Bi-Weekly-Direct Deposit 5/31/2022	-	989.87	3,347,677.30
1860	PR	1285731	05/31/22		23803	Feddema, John J. - Payroll Bi-Weekly-Direct Deposit 5/31/2022	-	3,582.91	3,344,094.39
1860	PR	1285752	05/31/22		23804	Ferris, Ryan M. - Payroll Bi-Weekly-Direct Deposit 5/31/2022	-	1,435.40	3,342,658.99
1860	PR	1285771	05/31/22		23805	Fields, Brody J. - Payroll Bi-Weekly-Direct Deposit 5/31/2022	-	4,554.41	3,338,104.58
1860	PR	1285789	05/31/22		23806	Fields, Zachary E. - Payroll Bi-Weekly-Direct Deposit 5/31/2022	-	2,513.37	3,335,591.21
1860	PR	1285810	05/31/22		23807	Fournier, Nick T. - Payroll Bi-Weekly-Direct Deposit 5/31/2022	-	4,096.87	3,331,494.34
1860	PR	1285826	05/31/22		23808	Frawley, Teresa A. - Payroll Bi-Weekly-Direct Deposit 5/31/2022	-	1,137.35	3,330,356.99
1860	PR	1285843	05/31/22		23809	Frazier, Antonio - Payroll Bi-Weekly-Direct Deposit 5/31/2022	-	3,265.17	3,327,091.82
1860	PR	1285858	05/31/22		23810	Freeman, Michael - Payroll Bi-Weekly-Direct Deposit 5/31/2022	-	1,738.07	3,325,353.75
1860	PR	1285874	05/31/22		23811	Freitag, Scott A. - Payroll Bi-Weekly-Direct Deposit 5/31/2022	-	4,235.32	3,321,118.43
1860	PR	1285894	05/31/22		23812	Gallman, Timothy B. - Payroll Bi-Weekly-Direct Deposit 5/31/2022	-	1,712.85	3,319,405.58

**CAFMA-Central Arizona Fire and Medical**  
GL Account Ledger - Detail By Period  
5/1/2022 through 5/31/2022

Batch	Journal	Entry #	Date	Job	Document	Description	Debits	Credits	Balance
<b>10.1100.0.0.000</b>			<b>CASH WITH YAVAPAI COUNTY (CONTINUED)</b>						
1860	PR	1285912	05/31/22		23813	Gardea Chaparro, Ivonne - Payroll Bi-Weekly-Direct Deposit 5/31/2022	\$-	\$1,015.86	\$3,318,389.72
1860	PR	1285929	05/31/22		23814	Gentle, Isabel - Payroll Bi-Weekly-Direct Deposit 5/31/2022	-	1,066.11	3,317,323.61
1860	PR	1285948	05/31/22		23815	Gentle, Joshua A. - Payroll Bi-Weekly-Direct Deposit 5/31/2022	-	1,071.65	3,316,251.96
1860	PR	1285968	05/31/22		23816	Gillihan, Jim W. - Payroll Bi-Weekly-Direct Deposit 5/31/2022	-	1,795.07	3,314,456.89
1860	PR	1285986	05/31/22		23817	Ginn, James E. - Payroll Bi-Weekly-Direct Deposit 5/31/2022	-	2,137.47	3,312,319.42
1860	PR	1286002	05/31/22		23818	Goodman, Laurie K. - Payroll Bi-Weekly-Direct Deposit 5/31/2022	-	1,154.38	3,311,165.04
1860	PR	1286025	05/31/22		23819	Gray, JT A. - Payroll Bi-Weekly-Direct Deposit 5/31/2022	-	1,777.26	3,309,387.78
1860	PR	1286048	05/31/22		23820	Guzzo, Nicholas R. - Payroll Bi-Weekly-Direct Deposit 5/31/2022	-	1,980.20	3,307,407.58
1860	PR	1286068	05/31/22		23821	Hall, Jace R. - Payroll Bi-Weekly-Direct Deposit 5/31/2022	-	1,849.08	3,305,558.50
1860	PR	1286092	05/31/22		23822	Harper, Leslie R. - Payroll Bi-Weekly-Direct Deposit 5/31/2022	-	3,071.22	3,302,487.28
1860	PR	1286108	05/31/22		23823	Hlavacek, Evan - Payroll Bi-Weekly-Direct Deposit 5/31/2022	-	2,248.38	3,300,238.90
1860	PR	1286125	05/31/22		23824	Horstman, Stephen W. - Payroll Bi-Weekly-Direct Deposit 5/31/2022	-	2,465.96	3,297,772.94
1860	PR	1286142	05/31/22		23825	Huddleston, Michael B. - Payroll Bi-Weekly-Direct Deposit 5/31/2022	-	2,518.59	3,295,254.35
1860	PR	1286165	05/31/22		23826	Hutchison, Ethan K. - Payroll Bi-Weekly-Direct Deposit 5/31/2022	-	1,565.33	3,293,689.02
1860	PR	1286176	05/31/22		23827	Ingrao, Jory - Payroll Bi-Weekly-Direct Deposit 5/31/2022	-	2,106.78	3,291,582.24
1860	PR	1286196	05/31/22		23828	Jacobson, Terrence L. - Payroll Bi-Weekly-Direct Deposit 5/31/2022	-	3,943.99	3,287,638.25
1860	PR	1286215	05/31/22		23829	Jimenez, Valentin - Payroll Bi-Weekly-Direct Deposit 5/31/2022	-	1,482.28	3,286,155.97
1860	PR	1286236	05/31/22		23830	Jones, Shaun D. - Payroll Bi-Weekly-Direct Deposit 5/31/2022	-	3,397.53	3,282,758.44
1860	PR	1286258	05/31/22		23831	King, Jeremiah D. - Payroll Bi-Weekly-Direct Deposit 5/31/2022	-	3,502.00	3,279,256.44
1860	PR	1286274	05/31/22		23832	Kohler, Travis W. - Payroll Bi-Weekly-Direct Deposit 5/31/2022	-	2,357.54	3,276,898.90
1860	PR	1286293	05/31/22		23833	Kontz, Andrew M. - Payroll Bi-Weekly-Direct Deposit 5/31/2022	-	1,849.65	3,275,049.25
1860	PR	1286312	05/31/22		23834	Kontz, Michael V. - Payroll Bi-Weekly-Direct Deposit 5/31/2022	-	1,996.92	3,273,052.33
1860	PR	1286330	05/31/22		23835	Krizo, Denise M. - Payroll Bi-Weekly-Direct Deposit 5/31/2022	-	1,023.49	3,272,028.84
1860	PR	1286352	05/31/22		23836	Kumpula, Adrian K. - Payroll Bi-Weekly-Direct Deposit 5/31/2022	-	1,431.20	3,270,597.64
1860	PR	1286368	05/31/22		23837	Kuykendall, Jeffery W. - Payroll Bi-Weekly-Direct Deposit 5/31/2022	-	2,947.65	3,267,649.99

**CAFMA-Central Arizona Fire and Medical**  
GL Account Ledger - Detail By Period  
5/1/2022 through 5/31/2022

Batch	Journal	Entry #	Date	Job	Document	Description	Debits	Credits	Balance
<b>10.1100.0.0.000</b>			<b>CASH WITH YAVAPAI COUNTY (CONTINUED)</b>						
1860	PR	1286384	05/31/22		23838	Legge, David B. - Payroll Bi-Weekly-Direct Deposit 5/31/2022	\$-	\$2,600.44	\$3,265,049.55
1860	PR	1286401	05/31/22		23839	Litchfield, Ronald K. - Payroll Bi-Weekly-Direct Deposit 5/31/2022	-	1,718.88	3,263,330.67
1860	PR	1286416	05/31/22		23840	Lopeman, Keith A. - Payroll Bi-Weekly-Direct Deposit 5/31/2022	-	2,164.64	3,261,166.03
1860	PR	1286434	05/31/22		23841	Lovell, Sharon J. - Payroll Bi-Weekly-Direct Deposit 5/31/2022	-	979.47	3,260,186.56
1860	PR	1286456	05/31/22		23842	Lund, Kyle L. - Payroll Bi-Weekly-Direct Deposit 5/31/2022	-	1,435.63	3,258,750.93
1860	PR	1286476	05/31/22		23843	Lynch, Peter J. - Payroll Bi-Weekly-Direct Deposit 5/31/2022	-	1,548.66	3,257,202.27
1860	PR	1286497	05/31/22		23844	Lys, Damian P. - Payroll Bi-Weekly-Direct Deposit 5/31/2022	-	2,900.98	3,254,301.29
1860	PR	1286513	05/31/22		23845	Madden, James P. - Payroll Bi-Weekly-Direct Deposit 5/31/2022	-	1,290.57	3,253,010.72
1860	PR	1286528	05/31/22		23846	Mauldin, Karen S. - Payroll Bi-Weekly-Direct Deposit 5/31/2022	-	2,044.77	3,250,965.95
1860	PR	1286547	05/31/22		23847	Mauldin, Mark E. - Payroll Bi-Weekly-Direct Deposit 5/31/2022	-	2,929.67	3,248,036.28
1860	PR	1286561	05/31/22		23848	Mayhall, Mathew T. - Payroll Bi-Weekly-Direct Deposit 5/31/2022	-	3,988.61	3,244,047.67
1860	PR	1286579	05/31/22		23849	Mazon, Joshua M. - Payroll Bi-Weekly-Direct Deposit 5/31/2022	-	2,603.77	3,241,443.90
1860	PR	1286599	05/31/22		23850	Mazzella, Marc A. - Payroll Bi-Weekly-Direct Deposit 5/31/2022	-	1,970.61	3,239,473.29
1860	PR	1286620	05/31/22		23851	McCarthy, Nicholas A. - Payroll Bi-Weekly-Direct Deposit 5/31/2022	-	2,082.35	3,237,390.94
1860	PR	1286640	05/31/22		23852	McCarty, Daniel L. - Payroll Bi-Weekly-Direct Deposit 5/31/2022	-	2,159.24	3,235,231.70
1860	PR	1286663	05/31/22		23853	McFadden, Matthew C. - Payroll Bi-Weekly-Direct Deposit 5/31/2022	-	1,853.66	3,233,378.04
1860	PR	1286684	05/31/22		23854	McFadden, Michael J. - Payroll Bi-Weekly-Direct Deposit 5/31/2022	-	2,508.64	3,230,869.40
1860	PR	1286701	05/31/22		23855	McIntire, Jacob V. - Payroll Bi-Weekly-Direct Deposit 5/31/2022	-	1,468.74	3,229,400.66
1860	PR	1286720	05/31/22		23856	Merrill, Eric R. - Payroll Bi-Weekly-Direct Deposit 5/31/2022	-	2,656.68	3,226,743.98
1860	PR	1286736	05/31/22		23857	Mills, Brett S. - Payroll Bi-Weekly-Direct Deposit 5/31/2022	-	1,391.87	3,225,352.11
1860	PR	1286758	05/31/22		23858	Moore, Aaron J. - Payroll Bi-Weekly-Direct Deposit 5/31/2022	-	1,741.91	3,223,610.20
1860	PR	1286781	05/31/22		23859	Moore, Ryan T. - Payroll Bi-Weekly-Direct Deposit 5/31/2022	-	2,191.39	3,221,418.81
1860	PR	1286799	05/31/22		23860	Muniz, Thomas E. - Payroll Bi-Weekly-Direct Deposit 5/31/2022	-	1,938.88	3,219,479.93
1860	PR	1286818	05/31/22		23861	Murray, Paul M. - Payroll Bi-Weekly-Direct Deposit 5/31/2022	-	1,628.06	3,217,851.87
1860	PR	1286839	05/31/22		23862	Nall, William T. - Payroll Bi-Weekly-Direct Deposit 5/31/2022	-	1,323.61	3,216,528.26

**CAFMA-Central Arizona Fire and Medical**  
GL Account Ledger - Detail By Period  
5/1/2022 through 5/31/2022

Batch	Journal	Entry #	Date	Job	Document	Description	Debits	Credits	Balance
<b>10.1100.0.0.000</b>			<b>CASH WITH YAVAPAI COUNTY (CONTINUED)</b>						
1860	PR	1286859	05/31/22		23863	Nelson, Michael J. - Payroll Bi-Weekly-Direct Deposit 5/31/2022	\$-	\$1,727.89	\$3,214,800.37
1860	PR	1286879	05/31/22		23864	Niemynski, Doug T. - Payroll Bi-Weekly-Direct Deposit 5/31/2022	-	6,456.49	3,208,343.88
1860	PR	1286899	05/31/22		23865	Nolan, Jason K. - Payroll Bi-Weekly-Direct Deposit 5/31/2022	-	2,229.71	3,206,114.17
1860	PR	1286920	05/31/22		23866	Olson, Rick C. - Payroll Bi-Weekly-Direct Deposit 5/31/2022	-	3,446.94	3,202,667.23
1860	PR	1286938	05/31/22		23867	Overmyer, Titus C. - Payroll Bi-Weekly-Direct Deposit 5/31/2022	-	1,510.80	3,201,156.43
1860	PR	1286954	05/31/22		23868	Parra, Dustin A. - Payroll Bi-Weekly-Direct Deposit 5/31/2022	-	4,220.52	3,196,935.91
1860	PR	1286973	05/31/22		23869	Parra, Payton S. - Payroll Bi-Weekly-Direct Deposit 5/31/2022	-	1,746.83	3,195,189.08
1860	PR	1286988	05/31/22		23870	Peckham, Christopher D. - Payroll Bi-Weekly-Direct Deposit 5/31/2022	-	2,144.99	3,193,044.09
1860	PR	1287009	05/31/22		23871	Pena, Christopher D. - Payroll Bi-Weekly-Direct Deposit 5/31/2022	-	2,898.74	3,190,145.35
1860	PR	1287033	05/31/22		23872	Perez, Anthony R. - Payroll Bi-Weekly-Direct Deposit 5/31/2022	-	2,738.71	3,187,406.64
1860	PR	1287055	05/31/22		23873	Perkins, Shane M. - Payroll Bi-Weekly-Direct Deposit 5/31/2022	-	1,348.11	3,186,058.53
1860	PR	1287073	05/31/22		23874	Poliakon, Brett M. - Payroll Bi-Weekly-Direct Deposit 5/31/2022	-	2,110.72	3,183,947.81
1860	PR	1287094	05/31/22		23875	Postula, Justin M. - Payroll Bi-Weekly-Direct Deposit 5/31/2022	-	3,384.76	3,180,563.05
1860	PR	1287112	05/31/22		23876	Postula, Karl A. - Payroll Bi-Weekly-Direct Deposit 5/31/2022	-	3,444.79	3,177,118.26
1860	PR	1287129	05/31/22		23877	Prange, Ross L. - Payroll Bi-Weekly-Direct Deposit 5/31/2022	-	4,882.13	3,172,236.13
1860	PR	1287147	05/31/22		23878	Pruitt, Robert E. - Payroll Bi-Weekly-Direct Deposit 5/31/2022	-	2,439.29	3,169,796.84
1860	PR	1287166	05/31/22		23879	Rafters, William C. - Payroll Bi-Weekly-Direct Deposit 5/31/2022	-	1,759.32	3,168,037.52
1860	PR	1287186	05/31/22		23880	Redfern, Joshua L. - Payroll Bi-Weekly-Direct Deposit 5/31/2022	-	2,289.18	3,165,748.34
1860	PR	1287204	05/31/22		23881	Reeves, Katherine D. - Payroll Bi-Weekly-Direct Deposit 5/31/2022	-	1,129.73	3,164,618.61
1860	PR	1287224	05/31/22		23882	Rendl, Robert A. - Payroll Bi-Weekly-Direct Deposit 5/31/2022	-	4,864.17	3,159,754.44
1860	PR	1287244	05/31/22		23883	Reyes, Adam N. - Payroll Bi-Weekly-Direct Deposit 5/31/2022	-	1,865.13	3,157,889.31
1860	PR	1287259	05/31/22		23884	Roberts, Jerry R. - Payroll Bi-Weekly-Direct Deposit 5/31/2022	-	2,620.74	3,155,268.57
1860	PR	1287280	05/31/22		23885	Rocha, Edgar O. - Payroll Bi-Weekly-Direct Deposit 5/31/2022	-	1,295.19	3,153,973.38
1860	PR	1287301	05/31/22		23886	Roche, Benjamin H. - Payroll Bi-Weekly-Direct Deposit 5/31/2022	-	2,157.63	3,151,815.75
1860	PR	1287318	05/31/22		23887	Rose, Cody S. - Payroll Bi-Weekly-Direct Deposit 5/31/2022	-	3,403.90	3,148,411.85

**CAFMA-Central Arizona Fire and Medical**  
GL Account Ledger - Detail By Period  
5/1/2022 through 5/31/2022

Batch	Journal	Entry #	Date	Job	Document	Description	Debits	Credits	Balance
<b>10.1100.0.0.000</b>			<b>CASH WITH YAVAPAI COUNTY (CONTINUED)</b>						
1860	PR	1287342	05/31/22		23888	Runo, Kyle E. - Payroll Bi-Weekly-Direct Deposit 5/31/2022	\$-	\$2,318.26	\$3,146,093.59
1860	PR	1287359	05/31/22		23889	Russell, Tessa M. - Payroll Bi-Weekly-Direct Deposit 5/31/2022	-	1,115.59	3,144,978.00
1860	PR	1287380	05/31/22		23890	Ryan, Keith M. - Payroll Bi-Weekly-Direct Deposit 5/31/2022	-	1,109.65	3,143,868.35
1860	PR	1287395	05/31/22		23891	Scaife, Domenic J. - Payroll Bi-Weekly-Direct Deposit 5/31/2022	-	3,017.36	3,140,850.99
1860	PR	1287412	05/31/22		23892	Schiffmacher, Gerald - Payroll Bi-Weekly-Direct Deposit 5/31/2022	-	2,011.87	3,138,839.12
1860	PR	1287427	05/31/22		23893	Schuster Jr., Alan J. - Payroll Bi-Weekly-Direct Deposit 5/31/2022	-	2,693.45	3,136,145.67
1860	PR	1287444	05/31/22		23894	Seets, James W. - Payroll Bi-Weekly-Direct Deposit 5/31/2022	-	4,953.52	3,131,192.15
1860	PR	1287462	05/31/22		23895	Sheldon, Wesley K. - Payroll Bi-Weekly-Direct Deposit 5/31/2022	-	1,708.35	3,129,483.80
1860	PR	1287479	05/31/22		23896	Sims, Lacie J. - Payroll Bi-Weekly-Direct Deposit 5/31/2022	-	1,393.46	3,128,090.34
1860	PR	1287499	05/31/22		23897	Smith, Jacob A. - Payroll Bi-Weekly-Direct Deposit 5/31/2022	-	1,073.89	3,127,016.45
1860	PR	1287521	05/31/22		23898	Smith, Russell - Payroll Bi-Weekly-Direct Deposit 5/31/2022	-	2,265.90	3,124,750.55
1860	PR	1287540	05/31/22		23899	Smith, Travis L. - Payroll Bi-Weekly-Direct Deposit 5/31/2022	-	3,492.16	3,121,258.39
1860	PR	1287556	05/31/22		23900	Snyder, Timothy E. - Payroll Bi-Weekly-Direct Deposit 5/31/2022	-	2,372.79	3,118,885.60
1860	PR	1287575	05/31/22		23901	Stewart, Jeff - Payroll Bi-Weekly-Direct Deposit 5/31/2022	-	1,968.91	3,116,916.69
1860	PR	1287593	05/31/22		23902	Stooks, Wallace C. - Payroll Bi-Weekly-Direct Deposit 5/31/2022	-	2,884.38	3,114,032.31
1860	PR	1287616	05/31/22		23903	Stretton, Garrett M. - Payroll Bi-Weekly-Direct Deposit 5/31/2022	-	1,521.10	3,112,511.21
1860	PR	1287634	05/31/22		23904	Tharp, David S. - Payroll Bi-Weekly-Direct Deposit 5/31/2022	-	3,345.95	3,109,165.26
1860	PR	1287656	05/31/22		23905	Thompson, Jacob S. - Payroll Bi-Weekly-Direct Deposit 5/31/2022	-	1,918.29	3,107,246.97
1860	PR	1287679	05/31/22		23906	Tillich, Timothy A. - Payroll Bi-Weekly-Direct Deposit 5/31/2022	-	2,311.39	3,104,935.58
1860	PR	1287698	05/31/22		23907	Trask, Ryan A. - Payroll Bi-Weekly-Direct Deposit 5/31/2022	-	3,379.40	3,101,556.18
1860	PR	1287717	05/31/22		23908	Trujillo, Erik J. - Payroll Bi-Weekly-Direct Deposit 5/31/2022	-	2,379.56	3,099,176.62
1860	PR	1287736	05/31/22		23909	Turner, Kenneth R. - Payroll Bi-Weekly-Direct Deposit 5/31/2022	-	2,484.45	3,096,692.17
1860	PR	1287751	05/31/22		23910	VanTuyt, Jonah D. - Payroll Bi-Weekly-Direct Deposit 5/31/2022	-	2,801.91	3,093,890.26
1860	PR	1287769	05/31/22		23911	Vanatta, Justin B. - Payroll Bi-Weekly-Direct Deposit 5/31/2022	-	1,511.84	3,092,378.42
1860	PR	1287785	05/31/22		23912	Viscardi, Karen W. - Payroll Bi-Weekly-Direct Deposit 5/31/2022	-	1,317.62	3,091,060.80

**CAFMA-Central Arizona Fire and Medical**  
GL Account Ledger - Detail By Period  
5/1/2022 through 5/31/2022

Batch	Journal	Entry #	Date	Job	Document	Description	Debits	Credits	Balance
<b>10.1100.0.0.000</b>			<b>CASH WITH YAVAPAI COUNTY (CONTINUED)</b>						
1860	PR	1287805	05/31/22		23913	Wagner, Adam D. - Payroll Bi-Weekly-Direct Deposit 5/31/2022	\$-	\$2,295.72	\$3,088,765.08
1860	PR	1287825	05/31/22		23914	Wagoner, Buddy R. - Payroll Bi-Weekly-Direct Deposit 5/31/2022	-	1,311.51	3,087,453.57
1860	PR	1287842	05/31/22		23915	Welch-Cornell, Jaime D. - Payroll Bi-Weekly-Direct Deposit 5/31/2022	-	1,567.81	3,085,885.76
1860	PR	1287860	05/31/22		23916	Wittenberg, David J. - Payroll Bi-Weekly-Direct Deposit 5/31/2022	-	2,403.59	3,083,482.17
1860	PR	1287881	05/31/22		23917	Young, Kevin A. - Payroll Bi-Weekly-Direct Deposit 5/31/2022	-	1,196.36	3,082,285.81
1860	PR	1287901	05/31/22		23918	Zazueta, Robert P. - Payroll Bi-Weekly-Direct Deposit 5/31/2022	-	3,549.49	3,078,736.32
1848	GJ	1281758	05/31/22		Cash With Yav Cty	Fire Authority Funding - May, 2022	6,447,436.14	-	9,526,172.46
1862	GJ	1288193	05/31/22		Cash With Yav Cty	FEMA SAFER Grant - 3rd Submission Pmt	286,149.27	-	9,812,321.73
1863	GJ	1288195	05/31/22		Cash With Yav Cty	FEMA SAFER Grant 4th Submission Pmt	143,235.75	-	9,955,557.48
1864	GJ	1288197	05/31/22		Cash With Yav Cty	American Express Incentive Rebate	1,489.32	-	9,957,046.80
1865	GJ	1288199	05/31/22		Cash With Yav Cty	Reverse Batch 1841 Treasurer Error Corrected	177,140.72	-	10,134,187.52
1873	GJ	1288365	05/31/22		Cash With Yav Cty	Error Compounded From April Statement	-	177,140.72	9,957,046.80
1875	GJ	1288368	05/31/22		Cash With Yav Cty	Return-Warrant #0756722723 Compound Error	177,140.72	-	10,134,187.52
<b>CASH WITH YAVAPAI COUNTY TOTALS:</b>							<b>\$8,917,693.80</b>	<b>\$4,847,316.38</b>	<b>\$10,134,187.52</b>
<b>TOTAL OF LEDGER:</b>							<b>\$8,917,693.80</b>	<b>\$4,847,316.38</b>	<b>\$10,134,187.52</b>



**CAFMA-Central Arizona Fire and Medical**  
GL Trial Balance Worksheet  
For The Period of 5/1/2022 through 5/31/2022

Account	Description	Balances				Adjustments
		Beginning	Debits	Credits	Ending	
10.1100.0.0.000	Cash with Yavapai County	\$6,063,810.10	\$8,917,693.80	\$4,847,316.38	\$10,134,187.52	
TOTALS:		<u>\$6,063,810.10</u>	<u>\$8,917,693.80</u>	<u>\$4,847,316.38</u>	<u>\$10,134,187.52</u>	

\* Inactive accounts are marked and appear in grey.

CENTRAL ARIZONA FIRE AND MEDICAL AUTHORITY

Capital Projects Fund FY 21-22

GL #1200

Date	Transaction	Debit	Credit	Balance
07/01/21	Fiscal Year Beginning Balance			\$ 6,944,482.40
07/31/21	Interest Revenue July 2021	\$1,194.35		\$ 6,945,676.75
08/31/21	Interest Revenue August 2021	\$2,459.98		\$ 6,948,136.73
09/30/21	Transfer to GF for Capital Purchase - Type 1s (3)		\$2,188,943.51	\$ 4,759,193.22
09/30/21	Temporary Borrowed Funds		\$3,000,000.00	\$ 1,759,193.22
09/30/21	Interest Revenue September 2021	\$3,568.69		\$ 1,762,761.91
12/31/21	Interest Revenue December 2021	\$1,039.05		\$ 1,763,800.96
01/31/22	Transfer In - Excess Funds FY 20-21	\$1,255,459.00		\$ 3,019,259.96
01/31/22	Transfer In - Borrowed Funds From 9/30/21	\$3,000,000.00		\$ 6,019,259.96
02/28/22	Interest Revenue February 2022	\$0.00		\$ 6,019,259.96
03/31/22	Interest Revenue March 2022	\$1,042.65		\$ 6,020,302.61

## CENTRAL ARIZONA FIRE AND MEDICAL AUTHORITY

**PSPRS Contingency Reserve Fund FY 21-22**

**GL #60.1300.0.0.000**

[illegible]

## SAMPLE

### Central Arizona Fire and Medical Authority

#### FIRE PROTECTION SERVICES AGREEMENT

This Fire Protection Agreement is made effective \_\_\_\_\_, between the Central Arizona Fire and Medical Authority, a political subdivision of the State of Arizona, hereinafter referred to as "AGENCY" and \_\_\_\_\_, hereinafter referred to as the "Applicant." The property under consideration is described as:

Street Address:

Mailing Address:

Contact Phone Number:

Yavapai County Assessor's Parcel Number:

IT IS THEREFORE MUTUALLY UNDERSTOOD AND AGREED AS FOLLOWS:

1) Purpose. AGENCY shall provide fire protection and limited emergency medical services under the terms of this Agreement.

2) Duration and Renewal. The effective term of this Agreement shall be from \_\_\_\_\_ through **June 30, 2019**. The provisions of this Agreement shall renew automatically on July 1 of each year for consecutive one-year terms, unless either party pursues termination of the Agreement pursuant to Paragraph 11.

3) Services Provided. Fire Suppression, Emergency Rescue, and limited Emergency Medical Services (collectively "Emergency Services") will be provided under this Agreement. Unless the Incident Commander (senior AGENCY Officer present) requests additional help, AGENCY shall provide a standard response as determined by AGENCY dispatch protocols on each emergency call from the Applicant, subject to conditions below.

It is intended that the Emergency Services provided under this Agreement shall be made available to the individuals residing at the property described in the Preamble above (the "Property") or invitees of said residents (collectively, "Service Recipients") in conjunction with the above-referenced Property irrespective of whether the Property is owner-occupied or leased. While the Applicant shall be responsible for all fees assessed under this Agreement, AGENCY also reserves the right to invoice any actual Service Recipient for the services provided under this Agreement, according to the fee schedule adopted by AGENCY, as amended from time to time. Said billing shall be in addition to the service fee charged under this Agreement.

In providing services under this Agreement, AGENCY reserves the right to involve such other jurisdictions and EMS or suppression service providers as it deems necessary, consistent with its then current protocol. No assurances are made as to

whether, or to what extent, any such third party providers will respond. Applicant and Service Recipients may be responsible for any additional charges assessed by such other service providers.

Applicant herein acknowledges that AGENCY alone will determine its response to any given incident and that AGENCY alone will determine the number of units and personnel responding to such incident. Applicant further acknowledges that such response is subject to, among others and without limitation, any unforeseen circumstance, a major fire, other accidents, conflicting concurrent calls, reduction in force, road closure, poor road conditions, acts of God, or other situations in which there is a shortage of manpower or equipment. Applicant understands that the response time will likely be extended beyond that which might be regularly expected elsewhere within the jurisdictional boundaries of AGENCY by reason of the distance to and isolation of the Applicant's Property, the limited manpower available, access limitations, road conditions, and the other calls within AGENCY that may take priority, and Applicant hereby consents to the same. In addition, Applicant acknowledges and agrees that AGENCY's response and effectiveness may be limited by a lack of adequate water supply.

Applicant acknowledges and agrees that AGENCY may, in its sole discretion, give priority to other emergency calls either within AGENCY's jurisdictional boundaries or outside AGENCY boundaries, potentially causing a delay in response time. Further, Applicant acknowledges and agrees that AGENCY may, in conjunction with any call to the Property, respond with insufficient equipment or manpower on occasion, either by reason of limited manpower, equipment availability, resource allocation, or by reason of the limited information having been made available to AGENCY in conjunction with the determination of the appropriate response.

Applicant hereby acknowledges that no assurances are given or warranties made as to the response time or service level that will be offered, and agrees to hold the AGENCY harmless from and indemnify AGENCY for any and all damages which might be incurred by Applicant, Service Recipient, to Applicant's Property or to any third party's property or person, including that of any Service Recipient, by reason of extended response times, reduced equipment or manpower response, the decision to involve other service providers, failure to involve other jurisdictions or service providers, AGENCY's decision to allocate resources elsewhere either inside or outside of AGENCY's jurisdictional boundaries, the allocation of manpower or equipment, or other operational decisions which might result in delay or additional loss of life or property.

Further, Applicant acknowledges and agrees that AGENCY shall not be liable for the negligent act or omission of any third party service provider. Applicant also agrees that AGENCY is under no obligation to transport any Service Recipient. Applicant acknowledges that AGENCY does not hold a Certificate of Necessity and does NOT provide ambulance or non-emergency transport services, and that transport services are typically provided through a third party. Applicant, Service Recipient, or both, shall be solely responsible for any and all expenses associated with any transport services utilized by either.

4) Response Time. AGENCY shall make reasonable efforts to respond to Applicant's emergency calls in a manner consistent with then-current agency protocol, subject to the terms and conditions set forth in this Agreement. Applicant hereby acknowledges that response times are subject to variations due to existing weather conditions, road conditions, travel distance, traffic conditions, property identification, conflicting responses, equipment and manpower availability or allocation, and access to Applicant's Property. Applicant acknowledges that because of the substantial distance involved, the minimum response time likely to be experienced by Applicant may exceed that of other recipients within the jurisdictional boundaries of AGENCY, and that no assurances are given by the AGENCY as to what ISO rating might apply to the Applicant's Property.

5) Routing Information. Applicant agrees that it shall provide AGENCY with current routing information to Applicant's Property in a form acceptable to AGENCY Fire Chief, and will endeavor to inform all occupants of subject Property of the proper procedures to follow in case of fire.

6) Access. Applicant hereby specifically acknowledges that standard access roads sufficient to allow AGENCY fire equipment to reach the scenes of emergency calls are a significant factor in AGENCY's ability to respond to emergency calls within a reasonable and expeditious time. If access roadways are not maintained by other public service agencies, the responsibility of providing and maintaining adequate access rests solely with Applicant. Applicant hereby agrees to hold AGENCY harmless from and to fully indemnify AGENCY for any liability or damages arising from any delay which might occur by reason of limited, inadequate or poorly maintained access, inadequate address or access description, or failure of Applicant or the Property to comply with applicable fire codes, building codes, zoning codes or recommendations or requirements made by any agency or AGENCY.

Applicant hereby grants to AGENCY the right of ingress and egress and to enter upon Applicant's Property for purposes of conducting inspections to determine accessibility, and to observe any other matters which may affect AGENCY's ability to provide services under this Agreement. Nothing herein shall be construed as requiring AGENCY to make any such inspection, or to require that AGENCY report to the Property owner in regard to any accessibility issues.

7) Compensation; Calculation; Payment. As consideration for AGENCY's provision of Emergency Services under this Agreement, Applicant shall pay to AGENCY a sum (the "Service Fee") equal to the amount which would be paid if the Applicant's Property was located in and taxable by the respective fire district (either the Central Yavapai Fire District or the Chino Valley Fire District) which would otherwise contract to provide such services to Applicant at that fire district's then current tax rate, any applicable bond debt servicing rates, plus an administrative fee equal to \$50.00 as modified from time to time. The Service Fee shall be owed to AGENCY by Applicant even if there is no current county tax assessed on the Property: by reason of the fact that the property is considered to be non-taxable; because no net assessed value has

been established; or for any other reason. In that event, for the purpose of calculating the Service Fee to be paid by the Applicant, 10% of the full cash value as indicated by the county assessor's office may be used as the assessed value, or if the full cash value is not available, the value of the property shall be established by way of appraisal conducted by a duly-licensed real estate appraiser provided by and solely at the cost of Applicant.

If the property is appraised, the assessed value will be 10% of the appraisal. The then current fire district tax rate shall be applied to said property value, plus any then-applicable bond debt service rates and an administrative fee equal to \$50.00. If for some reason the current assessed value information is unavailable, then the Service Fee under this contract, as renewed, will be equal to the Service Fee charged for the immediately preceding service year, plus 10%, until such time as the current property value information becomes available, at which time the fee for the then-current year shall be recalculated and an adjustment to the Service Fee made.

Payment shall be due when this Agreement is signed; alternatively, payment arrangements may be approved in the sole discretion of AGENCY for quarterly payments with the first payment being due and payable simultaneous with the execution of this Agreement and thereafter on the first day of each subsequent quarter. Any payment not received within 30 days of the due date will be considered in default and may result in the termination of this Agreement. For the initial term of the Agreement, the parties agree that the fee shall be \$«F17», but that such fee may be prorated (based on 12 months).

In the event of termination of this Agreement due to non-payment by Applicant of the agreed Service Fee within 30 days of due date, Applicant must reapply for Emergency Services pursuant to a new Agreement. In such event, the only option for payment under such new Agreement shall be for payment of all monies due in full at the time of execution of the new Agreement; other payment arrangements will only be considered upon renewal of the Agreement after completion of the initial term of the new Agreement.

The Service Fee paid to AGENCY by Applicant pursuant to this Agreement shall be considered earned by AGENCY when paid, and shall not be conditioned upon or modified by reason of the number of responses made by AGENCY to the Applicant's property during the term of this Agreement. While Applicant shall be responsible for all Service Fees assessed under this Agreement, AGENCY also reserves the right to invoice any actual Service Recipients for the services provided under this Agreement according to the then-current fee schedule adopted by AGENCY, as amended from time to time. Said invoice shall be in addition to any Service Fee due under the terms of this Agreement.

8) Insurance. Applicant shall provide AGENCY with a current certificate of liability and hazard insurance, together with the name and address of insurance agent, name of insurance company providing coverage, and insurance policy number.



9) Waiver and Disclaimer of Liability. Applicant agrees that AGENCY shall not be liable for any consequential damages to Applicant or any Service Recipient, including but not limited to any lost income or profits suffered by Applicant or any Service Recipient. In consideration of AGENCY's agreement to provide services under the terms of this Agreement, Applicant agrees to hold AGENCY harmless and hereby releases AGENCY from and indemnifies AGENCY for any and all claims, demands, liability and causes of action that may arise as a result of AGENCY providing the services described herein. Applicant specifically agrees to hold AGENCY harmless from, in addition to the foregoing, any claims, demands, liability or causes of action which might arise out of AGENCY's inability to provide, or any delay or limits in providing services, due in whole or in part to the conditions spelled out in Sections 3, 4, 5, and 6 of this Agreement.

10) No Third-Party Beneficiaries. This Agreement will be for the benefit of the parties named herein only and shall not be construed as having been entered into for the benefit of any third party.

11) No Warranties. Nothing herein shall be construed as a warranty by AGENCY against damages, whether to real property or personal property, which may result by way of fire, injury to a person, by accident or any other emergency occurring on Applicant's Property.

12) Limitation of Damages. In the event of breach or non-performance by AGENCY, Applicant's sole remedy shall be limited to the termination of this Agreement and refund of any unearned fees for that current contract year, the parties hereto having agreed that said fees are a reasonable amount of damages. This limitation of damages shall bind, without limitation, Service Recipients, family members, legal representatives, assigns and successors in interest of the Applicant. The waiver, hold harmless and indemnification provisions of this Agreement are for the benefit of AGENCY and shall survive the termination of this Agreement.

13) Termination. Either party may terminate this Agreement by thirty (30) days' written notice of termination delivered to the other party at these addresses:

For AGENCY:

Central Arizona Fire and Medical Authority  
8603 E. Eastridge Drive  
Prescott Valley, AZ 86314

For Applicant:

\_\_\_\_\_  
\_\_\_\_\_

In the event of termination of this Agreement after the Applicant has paid the required payment due for that term, AGENCY shall return funds to the Applicant prorated on a per day basis for the period after the date of termination.

In the event Applicant sells the subject property or otherwise disposes of the same, this Agreement will terminate immediately upon notification from the Applicant of same; provided, however, that the indemnification requirements imposed on Applicant under this Agreement for incidents occurring during the term of this Agreement shall survive the termination hereof. Nothing herein shall prevent AGENCY from negotiating a new emergency services Agreement with the new owner of the subject property.

14) Cancellation Due to Conflict. AGENCY may cancel this Agreement pursuant to the mandates of A.R.S. §38-511.

15) Severability. If any provision of this Agreement shall be held to be unconstitutional, invalid, or unenforceable, it shall be deemed severable; however, the remainder of the Agreement shall not be affected and shall remain in full force and effect.

16) Fire Code Compliance. Applicant hereby specifically acknowledges that all operations and activities, as well as new construction, and remodel of structures when applicable, will be in compliance with AGENCY's adopted Fire Code.

The undersigned warrants to AGENCY that the Applicant has the power to enter into this Agreement and that all necessary acts have been taken to enter into this Agreement.

APPLICANT

By \_\_\_\_\_  
Date

By \_\_\_\_\_  
Date

CENTRAL ARIZONA FIRE & MEDICAL  
AUTHORITY

\_\_\_\_\_  
Board Chair Date

ATTEST:

\_\_\_\_\_  
Board Clerk Date

TO: Fire Board  
FROM: Chief Freitag  
DATE: June 27, 2022

SUBJECT: PUBLIC HEARING - FISCAL YEAR 2022-2023 BUDGET

---

### **Open Public Hearing**

The Board Chair should open the hearing by stating:

*"I declare the Public Hearing on the Central Arizona Fire and Medical Authority's Fiscal Year 2022-2023 Budget open for public comment."*

*The public hearing notification was posted in accordance with Arizona Revised Statutes. At this time, we have not received any comments from the public.*

### **Close Public Hearing**

At the conclusion of the public comments, the Board Chair states:

*"I declare the Public Hearing to be closed."*

If you have any questions, please call Assistant Chief Tharp or myself at 772-7711.

**CENTRAL ARIZONA FIRE AND MEDICAL AUTHORITY**

**RESOLUTION 2022-03**

**A FORMAL RESOLUTION OF THE ELECTED BOARD OF THE CENTRAL ARIZONA FIRE AND MEDICAL AUTHORITY TO ADOPT THE FISCAL YEAR 2023 BUDGET OF \$35,294,331 TO ENCUMBER SUFFICIENT FUNDS TO COVER OUTSTANDING WARRANTS FROM THE PREVIOUS FISCAL YEAR, AND TO ENCUMBER ANY CARRYOVER AMOUNT EXCEEDING \$1,613,296 TO BE TRANSFERRED TO THE AUTHORITY'S CAPITAL RESERVE FUND FOR FUTURE CAPITAL EXPENDITURES.**

WHEREAS, Arizona Revised Statutes Title 48 requires the Central Arizona Fire and Medical Authority to adopt an annual budget, and;

WHEREAS, the Central Arizona Fire and Medical Authority has posted and published its proposed annual budget in compliance with State Law, and;

WHEREAS, a Public Hearing was held on the proposed Fiscal Year 2023 Budget in compliance with State Law, and:

WHEREAS, it is necessary to encumber sufficient funds to cover outstanding warrants from the previous fiscal year, and;

WHEREAS, the Central Arizona Fire and Medical Authority wishes to encumber any carryover amount exceeding \$1,613,296 to transfer to the Agency's Capital Reserve Fund for future capital expenditures;

THEREFORE, IT IS HEREBY RESOLVED THAT THE CENTRAL ARIZONA FIRE AND MEDICAL AUTHORITY BOARD OF DIRECTORS ADOPTS THE FISCAL YEAR 2023 BUDGET OF \$35,294,331 (ATTACHED) AND ENCUMBERS SUFFICIENT FUNDS TO COVER OUTSTANDING WARRANTS FROM THE PREVIOUS FISCAL YEAR, AND ENCUMBERS ANY CARRYOVER AMOUNT EXCEEDING \$1,613,296 TO TRANSFER TO THE AUTHORITY'S CAPITAL RESERVE FUND FOR FUTURE CAPITAL EXPENDITURES.

RESOLVED and ADOPTED this 27th day of June, 2022.

---

Board Chair

ATTEST:

---

Board Clerk



**Final Budget - Approved 6/27/2022**  
**Fiscal Year 2022-2023**  
**Table of Contents**

<u>Description</u>	<u>Page #</u>
Summary of All Departments	2
Revenue	3
Detail for All Departments	
Administration	4-6
Fire Prevention	7-8
Operations	9-12
Training Center	13-14
Technical Services	15-17
Facilities Maintenance	18-19
Fleet Maintenance	20-21
Warehouse	22-23
Ambulance Service	24-25

## Final Budget FY 2022-2023

## All Departments

## Maintenance &amp; Operation Budget

## Personnel Services

	CAFMA FY 22	CAFMA FY 23	Variance	Variance (%)
Administration	1,661,854	1,900,057	238,203	14.33%
Support Services	2,228,441	2,386,268	157,827	7.08%
Operations	18,549,469	21,905,375	3,355,906	18.09%
<b>Total Personnel Services</b>	<b>22,439,764</b>	<b>26,191,700</b>	<b>3,751,936</b>	<b>16.72%</b>

## Supplies

Administration	21,764	22,314	550	2.53%
Support Services	1,692,270	1,888,880	196,610	11.62%
Operations	633,866	940,430	306,564	48.36%
<b>Total Supplies</b>	<b>2,347,900</b>	<b>2,851,624</b>	<b>503,724</b>	<b>21.45%</b>

## Services &amp; Charges

Administration	462,085	564,635	102,550	22.19%
Support Services	543,445	542,972	(473)	-0.09%
Operations	1,197,014	2,194,211	997,197	83.31%
<b>Total Services &amp; Charges</b>	<b>2,202,544</b>	<b>3,301,818</b>	<b>1,099,274</b>	<b>49.91%</b>

## Maintenance &amp; Operation Subtotal

	26,990,208	32,345,142	5,354,934	19.84%
--	------------	------------	-----------	--------

## Capital &amp; Contingency Budget

## Capital Outlay

Administration	79,956	100,000	20,044	25.07%
Support Services	1,287,923	645,000	(642,923)	-49.92%
Operations	1,274,395	590,893	(683,502)	-53.63%
<b>Total Capital Outlay</b>	<b>2,642,274</b>	<b>1,335,893</b>	<b>(1,306,381)</b>	<b>-49.44%</b>

## Contingency

Administration	107,285	124,350	17,065	15.91%
Support Services	223,211	240,906	17,695	7.93%
Operations	1,019,018	1,248,040	229,022	22.47%
<b>Total Contingency</b>	<b>1,349,514</b>	<b>1,613,296</b>	<b>263,782</b>	<b>19.55%</b>

## Capital &amp; Contingency Budget

	3,991,788	2,949,189	(1,042,599)	-26.12%
--	-----------	-----------	-------------	---------

## Total District Budget

	<b>30,981,996</b>	<b>35,294,331</b>	<b>4,312,335</b>	<b>13.92%</b>
--	-------------------	-------------------	------------------	---------------

## Department Totals

	FY 22	FY 23	Variance	Variance (%)
Administration	2,332,944	2,711,356	378,412	16.22%
Support Services	5,975,290	5,704,026	(271,264)	-4.54%
Operations	22,673,762	26,878,949	4,205,187	18.55%

## Total District Budget

	<b>30,981,996</b>	<b>35,294,331</b>	<b>4,312,335</b>	<b>13.92%</b>
--	-------------------	-------------------	------------------	---------------

**Central Arizona Fire and Medical Authority**  
**Revenue Budget FY 2022-2023**

	CAFMA FY 20	CAFMA FY 21	CAFMA FY 22		CAFMA FY 23	Variance	Variance (%)
<b>Total Budget</b>	26,351,812	28,991,256	30,982,078		35,294,331	6,303,075	21.74%
<b>Carryover</b>	(1,064,167)	(1,170,020)	(1,248,548)		(1,613,296)	443,276	37.89%
<b>Revenue:</b>							
<b>Vehicle Maintenance:</b>							
4300 Outside Agency Work	(40,000)	(40,000)	(40,000)		(40,000)	-	0.00%
<b>Total Vehicle Maintenance</b>	(40,000)	(40,000)	(40,000)	-	(40,000)	-	0.00%
<b>Prevention:</b>							
4400 Construction Permits	(51,250)	(51,250)	(51,250)		(51,250)	-	0.00%
4415 Sprinkler Permits	-	-	-		-	-	-
4420 Fire Alarm Permits	-	-	-		-	-	-
4425 Operational Permits	(1,700)	(1,700)	(1,700)		(1,700)	-	0.00%
4430 Special Events	(2,680)	(2,680)	(2,680)		(2,680)	-	0.00%
4435 Other Operational Events	-	-	-		-	-	-
5125.31 PAWUIC / Def. Space	(24,000)	(24,000)	(24,000)		(24,000)	-	0.00%
Inspection Fees	-	-	-		-	-	-
Prevention Permits	-	-	-		-	-	-
Special Events Fees	-	-	-		-	-	-
Care Home Inspection Fees	-	-	-		-	-	-
Plan Review Fees	-	-	-		-	-	-
5600 Misc. Prevention	(2,100)	(2,100)	(2,100)		(2,100)	-	0.00%
<b>Total Prevention</b>	(81,730)	(81,730)	(81,730)	-	(81,730)	-	0.00%
<b>Communications:</b>							
5140.41 Tech Services Contracting	(178,000)	(179,345)	(184,725)		(175,497)	(3,848)	-2.15%
5141.41 Supplies for Outside Agency Work	(10,000)	(10,000)	(10,000)		(10,000)	-	0.00%
<b>Total Communications</b>	(188,000)	(189,345)	(194,725)	-	(185,497)	(3,848)	-2.03%
<b>Grants:</b>							
5430 Grant - FEMA - AFG Cancer Screenin	-	-	-		(482,235)	482,235	-
Grant - HAZMAT Meter	(24,000)	-	-		(23,000)	23,000	-
5430 Grant - FEMA - SAFER	(306,934)	(225,085)	(71,618)		(350,000)	124,915	55.50%
<b>Total Grants</b>	(306,934)	(225,085)	(71,618)	-	(855,235)	124,915	55.50%
<b>Warehouse:</b>							
5700 Warehouse Purchasing Group	(210,000)	(210,000)	(210,000)		(210,000)	-	0.00%
<b>Training Center:</b>							
5900 CARTA Classes	(15,000)	(15,000)	(15,000)		(15,000)	-	-
5905 CPR / EMS Classes	(26,000)	(26,000)	(26,000)		(26,000)	-	0.00%
<b>Other:</b>							
4001 Fire Protection Contracts	(150,000)	(180,000)	(180,000)		(180,000)	-	0.00%
1200 Capital Reserve Account	(1,242,382)	(2,086,754)	(2,084,500)		(560,000)	(1,526,754)	-73.16%
4800 Off-District Fires	(50,000)	(50,000)	(50,000)		(50,000)	-	0.00%
4900 Interest Income	(30,000)	(50,000)	(50,000)		(50,000)	-	0.00%
5300 Prop 207 Revenue	-	-	-		(410,000)	410,000	-
5100 Misc. Revenue (YRMC CP Program)	(10,900)	(10,900)	(10,900)		(110,900)	100,000	917.43%
5400 Donations	(500)	(500)	(500)		(500)	-	0.00%
5855 Admin 61 Lease	(30,000)	(30,000)	(30,000)		(30,000)	-	0.00%
5110 Ambulance Revenue	-	-	-		(2,000,000)	2,000,000	-
<b>Total Other</b>	(1,513,782)	(2,408,154)	(2,405,900)	-	(3,391,400)	(1,016,754)	-42.22%
<b>Total Non-Levy Revenues</b>	(3,469,613)	(4,365,334)	(4,293,521)	-	(6,418,158)	2,052,824	47.81%
<b>Additional Funding Requirement</b>	22,882,199	24,625,922	26,688,475		28,876,173	4,250,251	15.93%
<b>Net A.V.</b>	128,940,651	138,380,766	148,731,831	CVFD	158,703,847	9,972,016	6.70%
	686,814,672	740,758,842	799,558,835	CYFD	859,302,015	59,743,180	7.47%
	815,755,323	879,139,608	948,290,666		1,018,005,862	69,715,196	7.35%
<b>Funding Requirement by District</b>							
3100 CVFD	4,547,989	4,860,737	5,222,136	CVFD	5,575,524		
3200 CYFD	18,334,210	19,765,185	21,466,421	CYFD	23,300,649		
<b>Actual/Estimated Tax Rate</b>	\$3.2499	\$3.2499	\$3.2499	CVFD	\$3.2879	\$0.0380	1.17%
	\$2.6151	\$2.6220	\$2.6320	CYFD	\$2.6700	\$0.0380	1.45%



Central Arizona Fire and Medical  
Final Budget FY 2022-23  
General Fund  
Administration

**Personnel Services**

	CAFMA Budget FY 20	CAFMA Budget FY 21	CAFMA Budget FY 22	Actual -	CAFMA Budget FY 23	Budget Variance \$\$	Budget Variance %
6100.1 Salaries							
<i>Total Salaries</i>	577,669	834,943	914,298		1,048,452	134,154	14.67%
6101.1 CEO Fire Chief (70-13L*11)	154,410	155,939	170,761		182,039	11,278	6.60%
6110.1 Overtime	9,000	9,000	9,000		9,000	-	0.00%
6130.1 PSPRS Retirement	60,319	128,035	136,422		157,842	21,420	15.70%
6129.1 ASRS Retirement	84,598	77,581	81,863		94,896	13,033	15.92%
6133.1 401A - Fire Chief	30,295	33,503	33,503		35,716	2,213	6.61%
6132.1 401A (Employees participating in DROP) Tier 1	14,971	5,063	-		-	-	-
401A Tier 2B and 3 opt ins (4%)	-	-	-		-	-	-
PSPRS Legacy costs	53,271	69,261	69,261		79,296	10,035	14.49%
6150.1 Workers Compensation Insurance							
Chief	7,342	8,442	8,442		16,200	7,758	91.90%
Admin at FF State Comp rate	13,019	14,260	12,527		24,712	12,185	97.27%
Office (Sal + OT+ Assign)	1,649	1,828	1,929		4,039	2,110	109.38%
<i>Total State Compensation Insurance</i>	22,010	24,530	22,898		44,951	22,053	96.31%
6151.1 Workers Comp Ins. / Volunteers	101	126	11		10	(1)	-9.09%
6170.1 Unemployment Insurance	3,211	3,211	3,211		3,211	-	0.00%
6180.1 401A-ASRS (previously FICA)	54,023	55,762	52,122		59,631	7,509	14.41%
6181.1 Medicare Tax	16,605	17,223	15,864		17,973	2,109	13.29%
6190.1 Health Insurance	129,600	140,544	152,640		167,040	14,400	9.43%
<b>Total Personnel Services</b>	<b>1,210,083</b>	<b>1,554,721</b>	<b>1,661,854</b>		<b>1,900,057</b>	<b>238,203</b>	<b>14.33%</b>

**Supplies**

6200.1 Office Supplies							
Office Small Equipment Replacement	500	500	500	-	500	-	0.00%
<i>Total Office Supplies</i>	500	500	500	-	500	-	0.00%
6205.1 In-House Duplication & Printing							
Monthly Copier Charge (Lease, Maint, Supplies)	15,000	15,000	15,000		15,000	-	0.00%
<i>Total In-house Dupl &amp; Printing</i>	15,000	15,000	15,000		15,000	-	0.00%
6210.1 Fire Corp Program							
Recruitment / Retention	260	260	260		260	-	0.00%
Uniforms	200	200	200		200	-	0.00%
Routine Supplies	40	40	40		40	-	0.00%
Training	-	-	-		-	-	-
<i>Total Fire Corp Program</i>	500	500	500		500	-	0.00%
6230.1 Uniforms (\$200 each)	2,975	2,975	3,000		3,550	550	18.33%
6240.1 Library Reference							
Books/CDs	300	300	300		300	-	0.00%
EMS Best Practices	270	270	270		270	-	0.00%
FLSA Handbook	475	475	475		475	-	0.00%
FMLA Handbook	475	475	475		475	-	0.00%
Legal Briefings for Fire Chiefs	99	99	99		99	-	0.00%
Personnel Law Update	200	200	200		200	-	0.00%
Public Employment Law	295	295	295		295	-	0.00%
Routine Subscriptions	650	650	650		650	-	0.00%
<i>Total Library Supplies</i>	2,764	2,764	2,764	-	2,764	-	0.00%
<b>Total Supplies</b>	<b>21,739</b>	<b>21,739</b>	<b>21,764</b>	<b>-</b>	<b>22,314</b>	<b>550</b>	<b>2.53%</b>

**Services and Charges**

6400.1 Audit & Accounting	24,000	36,000	36,000		36,000	-	0.00%
6405.1 Other Professional Services							
Annexations - Legal Descriptions/Surveys	1,500	1,500	1,500		1,500	-	0.00%
County Charges	1,500	1,500	1,500		1,500	-	0.00%
Fingerprint Charges	1,200	1,200	1,200		1,200	-	0.00%
Universal Background services	400	400	400		400	-	0.00%
Wage study	10,000	40,000	40,000		40,000	-	0.00%
<i>Total Other Professional Services</i>	14,600	44,600	44,600		44,600	-	0.00%

**Central Arizona Fire and Medical**  
**Final Budget FY 2022-23**  
**General Fund**  
**Administration**

		CAFMA Budget FY 20	CAFMA Budget FY 21	CAFMA Budget FY 22	Actual -	CAFMA Budget FY 23	Budget Variance \$\$	Budget Variance %
6410.1	Legal Services	70,000	70,000	70,000		70,000	-	0.00%
.600	Legal Services - Non - Routine	7,500	7,500	7,500		7,500	-	0.00%
.605	Legal Services - CON	-	-	50,000	-	75,000	25,000	50.00%
	<i>Total Legal Services</i>	77,500	77,500	127,500	-	152,500	25,000	19.61%
6415.1	Mental Health							
	Coverage - HB2502	14,000	14,000	14,000		32,500	18,500	132.14%
	Follow up	1,900	1,900	1,900		1,900	-	0.00%
	EAP program		30,000	30,000		55,000	25,000	83.33%
	<i>Total Mental Health</i>	15,900	45,900	45,900		89,400	43,500	94.77%
6420.1	Employee Assistance Program							
	Routine	4,700	4,700	4,700		4,700	-	0.00%
	HR/Supervisor Referrals	2,000	2,000	2,000		2,000	-	0.00%
	CISD	2,500	2,500	2,500		2,500	-	0.00%
	<i>Total Employee Assistance Program</i>	9,200	9,200	9,200		9,200	-	0.00%
6430.1	Communications (moved to Tech Services)							
	<i>Total Communications</i>	-	-	-		-	-	-
6435.1	Postage							
	Postage Meter	550	550	1,550		2,000	450	29.03%
	Misc Postage Supplies (ink, labels, etc.)	250	250	250		250	-	0.00%
	Shipping (UPS, FedEx, etc.)	300	300	300		300	-	0.00%
	Postage	3,900	3,900	4,400		5,000	600	13.64%
	<i>Total Postage</i>	5,000	5,000	6,500		7,550	1,050	16.15%
6441.1	Fire Board Expenses							
	Misc. (Shirts, Business Cards, Name Tags, Good Will)	500	500	500		500	-	0.00%
	<i>Total Fire Board Expenses</i>	500	500	500		500	-	0.00%
6470.1	Newspaper Advertising							
	Routine	1,100	1,100	1,100		1,100	-	0.00%
	Legal notices - Budget	350	350	350		350	-	0.00%
	Bids @ \$35	250	250	250		250	-	0.00%
	Annexations	200	200	200		200	-	0.00%
	Public Hearings @ \$25	100	100	100		100	-	0.00%
	Job or Position Openings	2,000	2,000	2,000		2,000	-	0.00%
	<i>Total Newspaper Advertising</i>	4,000	4,000	4,000		4,000	-	0.00%
6490.1	Outside Duplication & Printing							
	Business Cards & Stationery	600	600	600		600	-	0.00%
	Forms & Reports	750	750	750		750	-	0.00%
	Finance	400	400	400		400	-	0.00%
	<i>Total Outside Dupl &amp; Printing</i>	1,750	1,750	1,750		1,750	-	0.00%
6500.1	Insurance							
	Umbrella Policy + Cybersecurity	145,000	145,000	145,000		176,000	31,000	21.38%
	<i>Total Insurance</i>	145,000	145,000	145,000		176,000	31,000	21.38%
6580.1	Repairs & Maintenance - Equipment							
	Typewriter & Fax	100	100	100		100	-	0.00%
	Routine	400	400	400		400	-	0.00%
	<i>Total Repair &amp; Maintenance - Equipment</i>	500	500	500	-	500	-	0.00%
6590.1	Training & Travel							
	Fire Chief Classes/Conferences	1,000	1,000	2,000		2,000	-	0.00%
	Administrative Chief Classes/Conferences	1,000	1,000	2,000		2,000	-	0.00%
	Support Services Chief Classes/Conferences	1,000	1,000	2,000		2,000	-	0.00%
	AFOA / AFDA Conferences	4,000	4,000	6,000		6,000	-	0.00%
	Finance - GFOA Classes (2 Attendees)	500	500	500		500	-	0.00%
	CYMA Conference (4 Attendees)	3,000	6,000	6,000		6,000	-	0.00%
	National Fire Academy (3)	1,000	1,000	1,000		1,000	-	0.00%
	SHRM/HR Conferences (2 attendees)	1,800	1,800	1,800	-	1,800	-	0.00%
	Routine (Wildland Billing/Legal Update Classes)	3,000	3,000	3,000		3,000	-	0.00%
	<i>Total Training &amp; Travel</i>	16,300	19,300	24,300		24,300	-	0.00%
6595.1	Awards	6,200	6,200	6,200		8,200	2,000	32.26%
6600.1	Dues							
	AFDA-CYFD	2,000	2,000	2,000		2,000	-	0.00%
	Arizona Fire Chief Assn	1,200	1,200	1,200		1,200	-	0.00%
	Yavapai County Chiefs Association	150	150	150		150	-	0.00%

Central Arizona Fire and Medical  
Final Budget FY 2022-23  
General Fund  
Administration

	CAFMA Budget FY 20	CAFMA Budget FY 21	CAFMA Budget FY 22	Actual -	CAFMA Budget FY 23	Budget Variance \$\$	Budget Variance %
CV Chamber of Commerce	100	100	100		100		
PV Chamber of Commerce	300	300	300		300	-	0.00%
IAFC ()	800	800	800		800	-	0.00%
IPMA-HR (1)	200	200	200		200	-	0.00%
ICC	150	150	150		150	-	0.00%
CLIA	-	-	-		-	-	-
Rotary Club CV	-	-	-		-	-	-
Chase VISA	195	195	195		195	-	0.00%
Society for Human Resource (2) (SHRM)	500	500	500		500	-	0.00%
PV Econ. Dev. Foundation	1,000	1,000	1,000		1,000	-	0.00%
GFOA (2)	840	840	840		840	-	0.00%
Prsct Area Human Resource Assoc. (2)	200	200	200		200	-	0.00%
Prescott Newspapers	-	-	-		-	-	-
<i>Total Dues</i>	7,635	7,635	7,635		7,635	-	0.00%
6610.1 Miscellaneous	2,000	2,000	2,500		2,500	-	0.00%
<b>Total Services &amp; Charges</b>	<b>330,085</b>	<b>405,085</b>	<b>462,085</b>		<b>564,635</b>	<b>102,550</b>	<b>22.19%</b>
<b>Capital Outlay</b>							
7701.0 Allocation to Capital Reserve account	-	-	79,956		100,000	20,044	25.07%
7720.1 Capital Outlay - Building							-
7730.3 Capital Outlay - Vehicles							
Fire Chief car						-	-
Finance Chief car						-	-
Administrative car	40,000	-	-		-	-	-
<b>Total Capital Outlay</b>	<b>40,000</b>	<b>-</b>	<b>79,956</b>	<b>-</b>	<b>100,000</b>	<b>20,044</b>	<b>25.07%</b>
<b>Total Administration Budget</b>	<b>1,601,907</b>	<b>1,981,545</b>	<b>2,225,659</b>	<b>-</b>	<b>2,587,006</b>	<b>361,347</b>	<b>16.24%</b>
<b>Contingency</b>	<b>98,298</b>	<b>107,834</b>	<b>107,285</b>	<b>-</b>	<b>124,350</b>	<b>17,065</b>	<b>15.91%</b>
<b>Total Budget with Contingency</b>	<b>1,700,205</b>	<b>2,089,379</b>	<b>2,332,944</b>	<b>-</b>	<b>2,711,356</b>	<b>254,062</b>	<b>10.89%</b>

**Central Arizona Fire and Medical**  
**Final Budget FY 2022-23**  
**General Fund**  
**Fire Prevention**

**Personnel Services**

	CAFMA Budget FY 20	CAFMA Budget FY 21	CAFMA Budget FY 22	Actual -	CAFMA Budget FY 23	Budget Variance \$\$	Budget Variance %
6100.2 Salaries							
<i>Total Salaries</i>	298,176	357,509	371,045		397,193	26,148	7.05%
6103.2 Special Detail							
.400 8 Fire Pals (\$25 / hour - 6 hrs./day)	12,600	12,600	12,600		12,600	-	0.00%
.402 Babysitter Program (1 4-hr lecture @ \$25/ hr)	250	250	250		250	-	0.00%
.403 Special Events Assignment Pay (special duty)	6,500	4,500	4,500		4,500	-	0.00%
.404 Fire Investigator Trainees	-	-	-		-	-	-
<i>Total Special Detail</i>	19,350	17,350	17,350	-	17,350	-	0.00%
6104.2 Supervisory Assignment (20 Days & \$25)	500	500	500		500	-	0.00%
6110.2 Overtime Salaries	15,000	15,000	15,000		15,000	-	0.00%
6129.2 ASRS Retirement	18,185	31,969	33,350		35,557	2,207	6.62%
6130.2 PSPRS Retirement	59,709	66,754	-		-	-	-
6132.2 401A (Employees participating in DROP) Tier 1	-	12,380	13,099		13,787	688	5.25%
6150.2 Workers Compensation Insurance						-	
<i>Fire Marshal &amp; Inspectors</i>	18,104	22,909	19,969		38,270	18,301	91.65%
<i>Total State Compensation Insurance</i>	18,104	22,909	19,969		38,270	18,301	91.65%
6170.2 Unemployment Insurance	856	1,284	1,284		1,284	-	0.00%
6180.2 401A-ASRS	13,841	14,183	14,884		16,726	1,842	12.38%
6181.2 Medicare Tax	5,521	5,589	5,856		6,236	380	6.49%
6190.2 Health Insurance	40,500	48,312	52,470		57,420	4,950	9.43%
<b>Total Personnel Services</b>	<b>489,742</b>	<b>593,739</b>	<b>544,807</b>	<b>-</b>	<b>599,323</b>	<b>54,516</b>	<b>10.01%</b>

**Supplies**

6205.2 In-House Duplication & Printing							
Monthly copy charges (Lease, Maint, Supplies)	-	-	-		-	-	-
<i>Total In-house Duplication &amp; Printing</i>	-	-	-		-	-	-
6230.2 Uniforms (\$500 each)	1,800	2,750	3,000		3,000	-	0.00%
6242.2 Supplies - Prevention							
Investigations	1,350	1,350	1,350		1,350	-	0.00%
Code Enforcement	1,300	1,300	1,300		1,300	-	0.00%
Routine Supplies	190	190	190		190	-	0.00%
<i>Total Risk Management Supplies</i>	2,840	2,840	2,840		2,840	-	0.00%
6243.2 Library Reference Materials							
NFPA Subscription	1,350	1,350	1,350		1,350	-	0.00%
Reference Books	1,500	1,500	1,500		1,500	-	0.00%
Routine Reference Materials	110	110	110		110	-	0.00%
<i>Total Library Supplies</i>	2,960	2,960	2,960		2,960	-	0.00%
6245.2 Public Ed / School Ed							
Carseat program	1,000	1,000	1,000		1,000	-	0.00%
Urban Survival - Handouts	8,500	8,500	8,500		8,500	-	0.00%
Urban Survival - Props	500	500	500		500	-	0.00%
Senior Program & Neighbor to Neighbor	200	200	200		200	-	0.00%
Printed Materials (Brochures)	315	315	315		315	-	0.00%
Smoke Detectors	350	350	350		350	-	0.00%
Public Education	1,150	1,150	1,150		1,150	-	0.00%
<i>Total Public Ed / School Ed</i>	12,015	12,015	12,015		12,015	-	0.00%
6249.2 Urban Interface / Brush Removal							
.010 PAWUIC Defensible Space Grant Grant	24,000	24,000	24,000		24,000	-	0.00%
<i>Total Urban Interface / Brush Removal</i>	24,000	24,000	24,000		24,000	-	0.00%
<b>Total Supplies</b>	<b>43,615</b>	<b>44,565</b>	<b>44,815</b>	<b>-</b>	<b>44,815</b>	<b>-</b>	<b>0.00%</b>

**Central Arizona Fire and Medical**  
**Final Budget FY 2022-23**  
**General Fund**  
**Fire Prevention**

**Services and Charges**

	CAFMA Budget FY 20	CAFMA Budget FY 21	CAFMA Budget FY 22	Actual -	CAFMA Budget FY 23	Budget Variance \$\$	Budget Variance %
6490.2 Outside Duplication & Printing							
Print Media	300	300	300		300	-	0.00%
Risk Management Forms	850	850	850		850	-	0.00%
Business Cards	300	300	300		300	-	0.00%
Routine Forms	250	250	250		250	-	0.00%
<i>Total Outside Duplication &amp; Printing</i>	1,400	1,400	1,400		1,400	-	0.00%
6580.2 Prevention Equipment							
Routine Maintenance	200	200	200		200	-	0.00%
Repairs	300	300	300		300	-	0.00%
<i>Total Risk Management Equipment</i>	500	500	500		500	-	0.00%
6590.2 Training & Travel							
AFDA (1)	200	200	200		200	-	0.00%
National Fire Academy (2)	400	400	400		400	-	0.00%
Fire Investigator	3,800	3,800	3,800		3,800	-	0.00%
Routine	3,000	3,000	3,000		3,000	-	0.00%
Fire Marshal Education	1,000	1,000	1,000		1,000	-	0.00%
Fire Code Board of Appeals	200	200	400		400	-	0.00%
Fire ops	-	-	-		-	-	-
State Fire School	1,000	1,000	1,000		1,000	-	0.00%
<i>Total Training &amp; Travel</i>	9,600	9,600	9,800		9,800	-	0.00%
6600.2 Dues							
PV EDF	72	72	72		72	-	0.00%
Natl Fire Prot Assoc - Fire Marshall	175	175	175		175	-	0.00%
National Fire Sprinkler Assn	-	-	50		50	-	0.00%
AZ State Fire Marshall	30	30	30		30	-	0.00%
International Code Council - Fire Marshall	135	135	135		135	-	0.00%
Intl Assoc of Arson Investigators	675	675	675		675	-	0.00%
Intl Assoc of Fire Chiefs /WFCA - Fire Marshall	300	300	300		300	-	0.00%
Az Fire & Burn Educators	105	105	105		105	-	0.00%
<i>Total Dues</i>	1,492	1,492	1,542		1,542	-	0.00%
6610.2 Miscellaneous							
Host Meetings (AFBEA)	-	-	-		-	-	-
PV Chamber Quarterly Meetings	180	180	180		180	-	0.00%
Chamber Mixer	400	400	400		400	-	0.00%
Citizen Serve	1,800	1,800	1,800		1,800	-	0.00%
Routine	500	500	500		500	-	0.00%
<i>Total Miscellaneous</i>	2,880	2,880	2,880		2,880	-	0.00%
<b>Total Services and Charges</b>	<b>15,872</b>	<b>15,872</b>	<b>16,122</b>	<b>-</b>	<b>16,122</b>	<b>-</b>	<b>0.00%</b>
7740.2 Capital Outlay - Equipment							
New Prevention Vehicles (#552, 1 new)	-	-	98,282		120,000	21,718	22.10%
<i>Total Capital Outlay - Equipment</i>	-	-	98,282	-	120,000	21,718	22.10%
<b>Total Fire Prevention</b>	<b>549,229</b>	<b>654,176</b>	<b>704,026</b>	<b>-</b>	<b>780,260</b>	<b>76,234</b>	<b>10.83%</b>
<b>Contingency</b>	<b>29,846</b>	<b>29,129</b>	<b>30,287</b>		<b>33,013</b>	<b>2,726</b>	<b>9.00%</b>
<b>Total Budget with Contingency</b>	<b>579,075</b>	<b>683,305</b>	<b>734,313</b>		<b>813,273</b>	<b>78,960</b>	<b>10.75%</b>

Central Arizona Fire and Medical  
Final Budget FY 2022-23  
General Fund  
Operations

Personnel Services

	CAFMA Budget FY 20	CAFMA Budget FY 21	CAFMA Budget FY22	Actual -	CAFMA Budget FY23	Budget Variance \$\$	Budget Variance %
6100.3 Salaries / Operations Total Salaries	7,909,811	8,097,069	8,838,743		9,586,425	747,682	8.46%
6110.3 Recall Overtime (calls, mtgs, EOP testing, mandatory physicals)	45,000	45,000	45,000		45,000	-	0.00%
.250 Recall OT SWAT Response	9,000	9,000	9,000		9,000	-	0.00%
6111.3 FLSA pay (range 30, 35 & 40)	592,364	601,572	659,788		718,607	58,819	8.91%
6112.3 Shift Overtime							
.200 Routine shift coverage (ad, sick leave, fmla)	385,000	385,000	385,000		479,321	94,321	24.50%
Total Shift Overtime	385,000	385,000	385,000	-	479,321	94,321	24.50%
6114.31 Off-District Wildland Fires (shift cover & wildland pay)	20,000	20,000	20,000	-	50,000	30,000	150.00%
6115.35 Training Captain Overtime							
.300 Training Captains (Academy Increase)	29,200	29,200	29,200		35,200	6,000	20.55%
.304 Special Duty Pay	4,950	4,950	4,950		4,950	-	0.00%
.307 EVOG Driver Training Instructor Pay	2,500	2,500	2,500		2,500	-	0.00%
.380 Swift Water Training Officers	2,500	2,500	2,500		2,500	-	0.00%
Total Training Captain Overtime	39,150	39,150	39,150	-	45,150	6,000	15.33%
6118.35 Training Coverage Overtime							
.326 Engine Company Training Coverage (8 hrs*2.5 Days*6 Shifts)	12,600	12,600	12,600		12,600	-	0.00%
.330 Training Coverage	26,500	26,500	26,500		26,500	-	0.00%
.336 Coverage - Special Operations Training	3,000	3,000	3,000		3,000	-	0.00%
.337 Coverage - Paramedic Upgrade Training (3 Attending)	10,000	10,000	10,000		10,000	-	0.00%
.338 Coverage - TRT / Hazmat	12,000	12,000	12,000		12,000	-	0.00%
Total Training Coverage Overtime	64,100	64,100	64,100	-	64,100	-	0.00%
6103.3 Special Detail Programs							
.425 CPR Program Internal/External (200 Hours)	5,000	5,000	5,000		5,000	-	0.00%
.426 Telestaff Maintenance (80 hours)	2,000	2,000	2,000		2,000	-	0.00%
.431 Employee Health/Immunization Program Mgr (20 Hours)	1,400	1,400	1,400		1,400	-	0.00%
.435 CISD Program Shift Peers (30 Hours)	500	500	500		500	-	0.00%
.439 Communications / Tower Work	6,500	6,500	6,500		6,500	-	0.00%
.440 Haz Mat Program (25 Hours)	625	625	625		625	-	0.00%
.441 Hose Program (40 Hours)	500	500	500		500	-	0.00%
.442 SCBA Program Scafe (5000 moved from fleet)	6,500	6,500	6,500		6,500	-	0.00%
.447 Recruit Acad. & Spec. Proj. (Asst Instructors/Helpers)	8,700	8,700	8,700		8,700	-	0.00%
.449 Promotional Testing (Evaluators & Assistants)	8,250	8,250	8,250		8,250	-	0.00%
.452 Misc.	8,000	8,000	8,000		8,000	-	0.00%
Total Special Detail Programs	47,975	47,975	47,975		47,975	-	0.00%
6103.35 Special Detail / Training Instructors							
.476 Special Ops Annual Eng Co. Training Instructor	2,600	2,600	2,600		2,600	-	0.00%
.479 CARTA Class Instructors	5,000	5,000	5,000		5,000	-	0.00%
.482 In-house EMS Training (Niemyński)	25,000	25,000	25,000		25,000	-	0.00%
.483 Tower Rescue / Instructor	1,000	1,000	1,000		1,000	-	0.00%
Total Special Detail / Training Instructors	33,600	33,600	33,600	-	33,600	-	0.00%
6104.3 Supervisor Assignment Pay							
Capt 2 positions/day	15,000	17,520	17,520		17,520	-	0.00%
Eng 3 positions/day	21,610	26,280	26,280		26,280	-	0.00%
Battalion Chiefs 1 position/day	5,000	8,760	8,760		8,760	-	0.00%
Total Suprv Assignment Pay	41,610	52,560	52,560		52,560	-	0.00%
6105.3 Vacation/Sick Leave Buy-Back	300,000	300,000	300,000		300,000	-	0.00%
PSPRS Retirement	3,859,809	3,594,525	4,058,275		4,819,339	761,064	18.75%
6130.3 Tier 3 PSPRS Retirement	33,988	95,793	105,305		108,478	3,173	3.01%
PSPRS additional to meet minimum		380,000	-		-	-	-
PSPRS 250K escalating fund		-	250,000		-	(250,000)	-100.00%
6132.3 401A (Employees participating in DROP) Old Tier 1	-	-	-		-	-	-
401A (Employees participating in DROP) Tier 1	61,203	113,608	160,714		157,042	(3,672)	-2.28%
401A Tier 2 - 4%	65,560	50,159	55,308		55,935	627	1.13%
401A Tier 2 and Tier 3 - 3%	16,456	43,610	45,995		46,199	204	0.44%
PSPRS Legacy costs	117,966	332,480	429,697		475,383	45,686	10.63%
6140.32 Reserve Pension	-	-	-		-	-	-
6150.3 Workers Compensation Insurance	436,871	561,044	504,037		990,613	486,576	96.54%
(Step 1 FF = \$41023*COLA*STRES*31 reserves)							
6170.3 Unemployment Insurance	23,333	25,901	25,901		25,901	-	0.00%
6170.32 Unemployment Insurance/Reserves	-	-	-		-	-	-
6181.3 Medicare Tax	137,570	141,213	152,176		165,760	13,584	8.93%
6185.3 Post Employment Health Plan (1%)	105,217	107,966	115,526		132,633	17,107	14.81%
6190.3 Health Insurance	947,700	1,071,648	1,163,880		1,273,680	109,800	9.43%
6191.3 Health Insurance Assistance	376,000	416,000	580,960		610,008	29,048	5.00%
Total Personnel Services	15,669,283	16,628,973	18,142,690		20,292,709	2,150,019	11.85%

Supplies

6212.3 Employee Health & Wellness Supplies							
ECG Stickers, Alcohol Preps, Electrode Gel	157	157	157		157	-	0.00%
Total Employee Health & Wellness Supplies	157	157	157		157	-	0.00%

Central Arizona Fire and Medical  
Final Budget FY 2022-23  
General Fund  
Operations

	CAFMA Budget FY 20	CAFMA Budget FY 21	CAFMA Budget FY22	Actual -	CAFMA Budget FY23	Budget Variance \$\$	Budget Variance %
6215.3 Medical Supplies - Disposable (tape, 4x4's, ekg electrodes, monitor paper, gloves, etc.)	84,700	94,666	99,399		99,399	-	0.00%
Pandemic supplies (replacement)		32,000	33,600		33,600	-	0.00%
YRMC Drug Box Charges	7,500	7,500	7,500		7,500	-	0.00%
<i>Total Medical Supplies</i>	92,200	134,166	140,499		140,499	-	0.00%
6216.3 CPR Supplies & Books							
CPR Supplies	6,900	6,900	6,900		6,900	-	0.00%
New Instructor Supplies (2)	600	600	600		600	-	0.00%
First Aid Supplies	2,500	2,500	2,500		2,500	-	0.00%
<i>Total CPR Supplies &amp; Books</i>	10,000	10,000	10,000		10,000	-	0.00%
6217.3 Medical Equipment Replacement (Niemynski)							
Routine	21,000	21,000	22,050		22,050	-	0.00%
<i>Total Medical Equipment Replacement</i>	21,000	21,000	22,050		22,050	-	0.00%
6230.3 Uniforms							
Full-time Employees (135 * 600 SAFER)	51,750	61,000	78,000		81,000	3,000	3.85%
Promotion/New Hire Costs	9,000	9,000	9,000		33,000	24,000	266.67%
Dress Uniforms	5,000	5,000	10,000		10,000	-	0.00%
BC's Uniforms (6)	2,700	2,700	3,000		3,000	-	0.00%
Assistant Chief Uniforms	450	450	750		750	-	0.00%
Replacement / Retirement Costs	1,000	1,000	1,000		1,000	-	0.00%
Boot Oil Supplies	200	200	200		200	-	0.00%
Repair/Damaged Uniforms	500	500	500		500	-	0.00%
.540 Honor Guard / Pipes & Drums Uniforms	4,000	4,000	4,000		4,000	-	0.00%
<i>Total Uniforms</i>	74,600	83,850	106,450		133,450	27,000	25.36%
6231.3 Protective Clothing (125 full-time)							
Turnouts (10 year rotation)	93,000	93,800	93,800		93,800	-	0.00%
Helmets (10 year rotation)	5,700	6,100	6,100		6,100	-	0.00%
Turnout boots (10 year rotation)	4,560	4,880	4,880		4,880	-	0.00%
.100 Station boots (4 year rotation)	14,250	18,300	18,300		18,300	-	0.00%
New Hire PPE	-	-	-		50,000	50,000	-
New Particulate Hoods (2 sets per FF)	-	-	-		34,000	34,000	-
Other (Gloves, wildland, helmet name shields...)	10,000	10,000	10,000		10,000	-	0.00%
Safety Glasses	630	630	630		630	-	0.00%
PPE Washing Supplies/Service	600	600	600		600	-	0.00%
Repairs	7,500	7,500	7,500		7,500	-	0.00%
<i>Total Protective Clothing</i>	136,240	141,810	141,810		225,810	84,000	59.23%
6240.3 Operations Supplies / Routine							
Accreditation Supplies (Accreditation Manager)	500	500	500		500	-	0.00%
Routine Supplies	1,200	1,200	1,200		1,200	-	0.00%
Honor Guard Equipment	3,850	3,850	3,850		3,850	-	0.00%
<i>Total Operations Supplies/Routine</i>	5,550	5,550	5,550		5,550	-	0.00%
6245.3 Fire OPS 101					4,000	4,000	-
Public Education / EMS (Niemynski)	2,500	2,500	2,500		2,500	-	0.00%
6289.3 Firefighting Equipment (Feddema)							
Routine replacement (salvage covers, etc.)	6,600	6,600	6,600		6,600	-	0.00%
Foam (Class A)	19,250	25,000	25,000		25,000	-	0.00%
Foam (Class B)	1,650	1,650	2,500		2,500	-	0.00%
Nozzle Replacement	1,800	1,800	2,000		2,000	-	0.00%
Ladders (Trujillo)	2,500	2,500	10,000		10,000	-	0.00%
Routine Hose Replacement	9,500	9,500	9,500		9,500	-	0.00%
<i>Total Firefighting Equipment</i>	41,300	47,050	55,600		55,600	-	0.00%
6290.3 Firefighting Equipment New Purchases	15,000	30,000	50,000		50,000	-	0.00%
Utility 61 in service		10,000	-		-	-	-
New Engines (3) equipment		-	30,000		30,000	-	0.00%
6291.3 Haz-Mat Equipment	9,000	9,000	9,000		9,000	-	0.00%
<i>Total Haz-Mat Equipment</i>	9,000	9,000	9,000		9,000	-	0.00%
6293.3 Technical Rescue Equipment							
Drake - Equip/Tools	3,000	3,000	3,000		3,000	-	0.00%
Technical Rescue new equipment	7,000	7,000	7,000		7,000	-	0.00%
Technical Rescue routine replacement	4,000	4,000	4,000		4,000	-	0.00%
<i>Total Technical Rescue Equipment</i>	14,000	14,000	14,000		14,000	-	0.00%
6294.3 Drone Program		5,300	3,500		3,500	-	0.00%
6295.3 Wildland Equipment (Abel)							
Misc. Wildland Equip., tools, fittings	5,000	5,000	5,000	-	10,000	5,000	100.00%
<i>Total Wildland Equipment</i>	5,000	5,000	5,000		10,000	5,000	100.00%
6297.3 Exercise Equipment - Ops							
Weight Equipment	10,000	10,000	10,000		10,000	-	0.00%
<i>Total Exercise Equipment - Ops</i>	10,000	10,000	10,000		10,000	-	0.00%
<b>Total Supplies</b>	<b>436,547</b>	<b>529,383</b>	<b>576,116</b>		<b>726,116</b>	<b>150,000</b>	<b>26.04%</b>



Central Arizona Fire and Medical  
Final Budget FY 2022-23  
General Fund  
Operations

Services and Charges

	CAFMA Budget FY 20	CAFMA Budget FY 21	CAFMA Budget FY22	Actual -	CAFMA Budget FY23	Budget Variance \$\$	Budget Variance %
6405.3 Other Professional Services							
Accreditation Annual Fee + other costs		10,000	10,000		10,000	-	0.00%
Backboard Retrieval Service (Niemynski)	2,200	2,200	2,200		2,200	-	0.00%
Oxygen Refilling Svcs./hydrotesting (Niemynski)	3,000	3,000	3,000		3,000	-	0.00%
Accreditation Peer Review Site Visit	-	-	-		-	-	-
Fingerprint fees \$24 each	240	240	240		240	-	0.00%
TIP	28,711	28,711	28,711		28,711	-	0.00%
Opticom Repairs	3,000	3,000	3,000		3,000	-	0.00%
Alarm Monitoring	800	800	800		800	-	0.00%
<i>Total Other Professional Services</i>	37,951	47,951	47,951		47,951	-	0.00%
6415.3 Employee Health							
Routine Physical Exam (93 Personnel * \$160)	14,400	14,400	14,880		14,880	-	0.00%
Cancer Screening Grant (FEMA) 128	-	-	-		530,458	530,458	-
Pulmonary Function Test (93* \$32)	2,880	2,880	2,976		2,976	-	0.00%
Audiogram (93@ \$34)	3,060	3,060	3,162		3,162	-	0.00%
Lab Work	-	-	-		-	-	-
CBC (137*8)	944	944	1,096		1,096	-	0.00%
CMP (137*13)	1,534	1,534	1,781		1,781	-	0.00%
Lipid Profile (137*16)	1,888	1,888	2,192		2,192	-	0.00%
Urinalysis (137*3)	354	354	411		411	-	0.00%
LDH Direct (137*12)	1,416	1,416	1,644		1,644	-	0.00%
HS - CRP Lab (78 x \$16)	1,056	1,056	1,248		1,248	-	0.00%
CEA (78*23)	1,518	1,518	1,794		1,794	-	0.00%
LDH Enzyme (78*7)	462	462	546		546	-	0.00%
PSA Lab (78* \$23)	1,472	1,472	1,794		1,794	-	0.00%
Occult Blood Testing (68* \$16)	1,024	1,024	1,088		1,088	-	0.00%
Heavy Metals Screening (40 * \$23)	805	805	920		920	-	0.00%
12 Lead EKG (37 x \$16)	464	464	592		592	-	0.00%
Stress Tests (41 * \$300)	10,578	10,578	12,300		12,300	-	0.00%
DRE (62*18)	954	954	1,116		1,116	-	0.00%
Chest X-rays (28* \$59)	-	-	1,652		1,652	-	-
Physical Exams Tier 4 Employees (4 * \$600)	2,400	2,400	2,400		2,400	-	0.00%
4 ft entry-level physicals @ \$725 + \$325 for psych	4,200	4,200	4,200		4,200	-	0.00%
HazMat Tech Exposures (4*\$725)	2,900	2,900	2,900		2,900	-	0.00%
Max HR Testing for Tier 4 (8*\$200)	1,600	1,600	1,600		1,600	-	0.00%
Hep. B Vaccine/Boosters/Titers (5 x \$360)	1,800	1,800	1,800		1,800	-	0.00%
HIV/Hep-B/TB Post Exposure Lab Work	500	500	500		500	-	0.00%
TB Skin Tests (16@\$60)	960	960	960		960	-	0.00%
Supplies for TB/Flu Shots	75	75	75		75	-	0.00%
Health & OSHA Questionnaire Physician Review (130*10)	600	600	600		600	-	0.00%
Random drug test	5,000	5,000	5,000		5,000	-	0.00%
Other Employee Health Issues	-	-	2,560		2,560	-	0.00%
<i>Total Employee Health</i>	64,844	64,844	73,787		604,245	530,458	718.90%
6425.3 Dispatch Services							
Routine	600,208	648,899	860,966		1,027,979	167,013	19.40%
<i>Total Dispatch Services</i>	600,208	648,899	860,966		1,027,979	167,013	19.40%
6442.31 Wildland Expenses	20,000	20,000	20,000		20,000	-	0.00%
6490.3 Outside Duplication & Printing							
Business Cards	350	350	350		350	-	0.00%
Suppression Forms	400	400	400		400	-	0.00%
Survey Cards (+EMS Survey)	750	750	750		750	-	0.00%
Shift Calendars	750	750	750		1,000	250	33.33%
Routine Forms	300	300	300		300	-	0.00%
<i>Total Outside Duplication &amp; Printing</i>	2,550	2,550	2,550		2,800	250	9.80%
6512.3 Sanitation	-	-	-		-	-	-
Health/Medical Waste Services	1,000	1,000	1,000		1,000	-	0.00%
<i>Total Water</i>	-	-	-		-	-	-
6551.3 Hydrants							
Hydrant Maintenance	3,000	3,000	3,000		3,000	-	0.00%
6580.3 Outside Repair & Maintenance - Equipment							
EMS Equip Repair-Medtronic Contract	19,105	19,105	19,105		19,105	-	0.00%
Other EMS Equip Repair (Stryker Maintenance)	1,000	1,000	1,000		5,200	4,200	420.00%
<i>Total Outside Repair &amp; Maintenance - Equipment</i>	20,105	20,105	20,105		24,305	4,200	20.89%
6590.3 Training & Travel / Conferences							
Assistant Chief Classes/Conferences (Feddema)	1,000	1,000	2,000		2,000	-	0.00%
Accreditation Training	4,350	4,350	4,350		4,350	-	0.00%
NIMS ICS 300/400	3,640	3,640	3,640		3,640	-	0.00%
BC Training & Travel (\$1000/BC*6)	6,000	6,000	6,000		6,000	-	0.00%
EMS Captain Training & Travel	1,430	1,430	1,430		1,430	-	0.00%
National Fire Academy (9 Attendees)	1,755	1,755	1,755		1,755	-	0.00%
Haz-Mat Technician training (2)	-	-	-		-	-	-
Peer Fitness Training tuition (2 new)	3,200	3,200	3,200		3,200	-	0.00%
Paramedic Class Per Diem (Clinicals) 3	4,800	4,800	4,800		4,800	-	0.00%
Telestaff Training/ Continuing Education	2,500	2,500	2,500		2,500	-	0.00%
Suppression Training & Travel	5,700	5,700	5,700		5,700	-	0.00%
CPR (2 new instructors Training & Materials)	600	600	600		600	-	0.00%

Central Arizona Fire and Medical  
Final Budget FY 2022-23  
General Fund  
Operations

	CAFMA Budget FY 20	CAFMA Budget FY 21	CAFMA Budget FY22	Actual -	CAFMA Budget FY23	Budget Variance \$\$	Budget Variance %
CISM Conference (2)	3,900	3,900	3,900		3,900	-	0.00%
EMS training instructors	6,230	6,230	6,230		6,230	-	0.00%
.540 Honor Guard	1,500	1,500	1,500		1,500	-	0.00%
.541 Pipes & Drums	2,500	2,500	2,500		2,500	-	0.00%
Drake - Training	1,000	1,000	1,000		1,000	-	0.00%
<i>Total Training &amp; Travel / Conferences</i>	50,105	50,105	51,105		51,105	-	0.00%
6595.3 Awards							
Employee Plaques	400	400	400		1,400	1,000	250.00%
Longevity Pins (+ certificates)	700	700	700		700	-	0.00%
Employee Award	4,700	4,700	4,700		4,700	-	0.00%
Civilian Plaques	75	75	75		75	-	0.00%
Safety Awards	500	500	500		500	-	0.00%
<i>Total Awards</i>	6,375	6,375	6,375		7,375	1,000	15.69%
6600.3 Dues							
Assistant Chief	300	300	300		300	-	0.00%
NAEMS	50	50	50		50	-	0.00%
AFCA - Mid-sized Department	1,000	1,000	1,000		1,000	-	0.00%
AzAA - Arizona Ambulance Assn	200	200	200		200	-	0.00%
IAFC - EMS	120	120	120		120	-	0.00%
IAFC (8)	2,200	2,200	2,200		2,200	-	0.00%
CISM	100	100	100		100	-	0.00%
Safety Officer Certification	380	380	380		380	-	0.00%
PV Chamber	50	50	50		50	-	0.00%
<i>Total Dues</i>	4,400	4,400	4,400		4,400	-	0.00%
6610.3 Miscellaneous							
.490 Routine + fire ops 101	2,250	2,250	2,250		2,250	-	0.00%
.491 Fire Rehab	2,250	2,250	2,250		2,250	-	0.00%
.492 Taxi Service	550	550	550		550	-	0.00%
.494 Promotional Testing	2,000	2,000	2,000		2,000	-	0.00%
.496 Captain Promotional Testing Supplies & Expenses	1,200	1,200	1,200		1,200	-	0.00%
.498 Firefighter Recruitment Supplies	200	200	200		200	-	0.00%
<i>Total Miscellaneous</i>	8,450	8,450	8,450	-	8,450	-	0.00%
<b>Total Services and Charges</b>	<b>818,988</b>	<b>877,679</b>	<b>1,099,689</b>		<b>1,802,610</b>	<b>702,921</b>	<b>63.92%</b>
<b>Capital Outlay</b>							
7730.3 Capital Outlay - Vehicles							
Type 1 Engine		1,450,000	754,000		-	(754,000)	-100.00%
TRT vehicle	200,000	200,000	200,000		200,000	-	0.00%
Utility for B-6	-	-	-		-	-	-
OPS UTV & Trailer	-	-	30,500		33,000	2,500	8.20%
Training Captain Truck	50,000	-	-		-	-	-
Wildland Truck (new)	55,000	-	55,000		-	(55,000)	-100.00%
Tahoe (V560, V550 -2024)	65,000	-	-		-	-	-
Water Tender	350,000	-	-		-	-	-
Patrol (Type 6)	137,918	-	144,814		144,814	-	0.00%
Equipment for new engines	-	-	-		-	-	-
<i>Total Cap Outlay - Vehicles</i>	857,918	1,650,000	1,184,314		377,814	(806,500)	-68.10%
.100 Capital Outlay - Equipment							
New Type 1 (2), (equip, hose, etc...)	15,000	-	-		-	-	-
7740.3 Capital Outlay - Equipment and Facilities							
Station Generator		-	-		67,500	67,500	-
Possible PPE grant	24,000	-	-		-	-	-
Heart Monitor - Capital Repl. Schedule	61,144	42,893	42,893		60,000	17,107	39.88%
TNT Vehicle Extrication Tool Set	65,000	27,188	27,188	-	28,547	1,359	5.00%
SCBA		-	-		-	-	-
TIC	20,000	20,000	20,000	-	21,218	1,218	6.09%
<i>Total Capital Outlay - Equipment and Facilities</i>	170,144	90,081	90,081		177,265	87,184	96.78%
<b>Total Capital Outlay</b>	<b>1,043,062</b>	<b>1,740,081</b>	<b>1,274,395</b>	-	<b>555,079</b>	<b>(719,316)</b>	<b>-56.44%</b>
<b>Total Operations Budget</b>	<b>17,967,880</b>	<b>19,776,116</b>	<b>21,092,890</b>	-	<b>23,376,514</b>	<b>2,283,624</b>	<b>10.83%</b>
<b>Contingency</b>	<b>846,241</b>	<b>901,802</b>	<b>990,925</b>		<b>1,141,072</b>	<b>150,147</b>	<b>15.15%</b>
<b>Total Budget with Contingency</b>	<b>18,814,121</b>	<b>20,677,918</b>	<b>22,083,815</b>		<b>24,517,586</b>	<b>2,433,771</b>	<b>11.02%</b>

**Central Arizona Fire and Medical**  
**Final Budget FY 2022-23**  
**General Fund**  
**Training Center**

**Personnel Services**

		CAFMA Budget FY 20	CAFMA Budget FY 21	CAFMA Budget FY 22	Actual -	CAFMA Budget FY 23	Budget Variance \$\$	Budget Variance %
6100.35	Salaries							
	<i>Total Salaries</i>	222,320	221,291	243,433		256,633	13,200	5.42%
6110.35	Overtime (100 hours)	2,828	2,828	2,828		2,828	-	0.00%
6129.35	ASRS Retirement	3,814	4,040	4,574		4,874	300	6.56%
6130.35	PSPRS Retirement	86,488	84,170	101,221		112,235	11,014	10.88%
6132.35	401A (Employees participating in DROP)	-	-	-		-	-	-
6150.35	Workers Compensation Insurance	10,706	13,322	12,175		23,089	10,914	89.64%
6170.35	Unemployment Insurance	642	642	642		642	-	0.00%
6180.35	401A-ASRS (previously FICA)	2,179	2,225	175		175	-	0.00%
6181.35	Medicare Tax	3,265	3,250	3,571		3,762	191	5.35%
6190.35	Health Insurance	32,400	35,136	38,160		41,760	3,600	9.43%
<b>Total Personnel Services</b>		<b>364,642</b>	<b>366,904</b>	<b>406,779</b>	<b>-</b>	<b>445,998</b>	<b>39,219</b>	<b>9.64%</b>

**Supplies**

6201.35	Computer Supplies & Software							
	Computer Lab Supplies	1,500	1,500	1,500	-	1,500	-	0.00%
	TargetSafety Software	15,700	15,700	15,700		15,700	-	0.00%
	<i>Total Computer Supplies &amp; Software</i>	17,200	17,200	17,200	-	17,200	-	0.00%
6230.35	Uniforms	1,500	1,500	1,500	-	1,500	-	0.00%
	Training Officers (10)	600	600	600	-	600	-	0.00%
	<i>Total Uniforms</i>	2,100	2,100	2,100		2,100	-	0.00%
6240.35	Library Reference							
	Routine	2,750	2,750	2,750		2,750	-	0.00%
	NFPA Standards	1,200	1,200	1,200		1,200	-	0.00%
	Probationary Packet Materials	2,500	2,500	2,500		2,500	-	0.00%
	<i>Total Library Reference</i>	6,450	6,450	6,450		6,450	-	0.00%
6296.35	Training Center Equipment & Prop Supplies							
	Routine Training Supplies	32,000	32,000	32,000		32,000	-	0.00%
	<i>Total Training Center Equipment / Supplies</i>	32,000	32,000	32,000		32,000	-	0.00%
<b>Total Supplies</b>		<b>57,750</b>	<b>57,750</b>	<b>57,750</b>		<b>57,750</b>	<b>-</b>	<b>0.00%</b>

**Services and Charges**

6580.35	Outside Repair CARTA	2,000	2,000	2,000		2,000	-	0.00%
6587.35	EMS Training							
	Monthly Run Review (12) Supplies	480	480	480		480	-	0.00%
	Routine Supplies	1,750	1,750	1,750	-	1,750	-	0.00%
	Training Texts at Stations & CYRTA (ACLS, PALS, PH1)	880	880	880		880	-	0.00%
	<i>Total EMS Training</i>	3,110	3,110	3,110		3,110	-	0.00%
6588.35	CARTA Classes							
	Leadership Training w/Outside Instructors	4,000	4,000	4,000		4,000	-	0.00%
	Certification Fees for State Cert's	2,200	2,200	2,200		2,200	-	0.00%
	Supplies	4,000	4,000	4,000		4,000	-	0.00%
	Safety Officer Training	-	-	-		-	-	-
	Fire Simulator Train the Trainer	1,500	1,500	1,500		1,500	-	0.00%
	Ladder Class	-	-	-		-	-	-
	Advanced Extrication Classes (Regional Class)	3,000	3,000	3,000		3,000	-	0.00%
	Drivers Trng EVOC Course	1,000	1,000	1,000		1,000	-	0.00%
	<i>Total CARTA Classes</i>	15,700	15,700	15,700		15,700	-	0.00%
6590.35	Training & Travel							
	CARTA personnel Classes & Conferences	3,000	3,000	3,000		3,000	-	0.00%
	State Fire School (3 Attendees)	3,000	3,000	3,000		3,000	-	0.00%
	Peer Fitness	7,700	7,700	7,700		6,700	(1,000)	-12.99%
	Haz-Mat	2,500	2,500	2,500		2,500	-	0.00%
	Wildland	9,000	9,000	9,000		9,000	-	0.00%
	Special Operations - Swift Water	3,200	3,200	3,200		3,200	-	0.00%
	Special Operations -TRT	3,500	3,500	3,500		3,500	-	0.00%
	<i>Total Training &amp; Travel</i>	31,900	31,900	31,900		30,900	(1,000)	-3.13%

**Central Arizona Fire and Medical**  
**Final Budget FY 2022-23**  
**General Fund**  
**Training Center**

	CAFMA Budget FY 20	CAFMA Budget FY 21	CAFMA Budget FY 22	Actual -	CAFMA Budget FY 23	Budget Variance \$\$	Budget Variance %
6591.35.035 Books & Subscriptions / Ops							
EVT Subscription	75	75	75		75	-	0.00%
FCC Subscription	300	300	300		300	-	0.00%
ICS 300/400 Class Material	500	500	500		500	-	0.00%
Wildland Firefighter Subscription	30	30	30		30	-	0.00%
Firehouse Subscription	30	30	30		30	-	0.00%
Fire Engineering Subscription	30	30	30		30	-	0.00%
Books & Subscriptions / Training Center							
Fire Engineering	40	40	40		40	-	0.00%
EMS Responder	45	45	45		45	-	0.00%
<i>Total Books &amp; Subscriptions</i>	1,050	1,050	1,050		1,050	-	0.00%
6593.35 ACLS Upgrade (\$7310*3)	21,930	21,930	21,930		21,930	-	0.00%
6595.35 College - Upper & Lower Division	13,500	20,000	20,000		20,000	-	0.00%
6600.35 Dues							
Dues - AFTA	150	150	150		150	-	0.00%
Dues - IAWF	60	60	60		60	-	0.00%
Dues - FESHE	25	25	25		25	-	0.00%
Dues - ISFSI (10 @\$125)	1,250	1,250	1,250		1,250	-	0.00%
Dues - NFPA	150	150	150		150	-	0.00%
<i>Total Dues</i>	1,635	1,635	1,635		1,635	-	0.00%
<b>Total Services and Charges</b>	<b>90,825</b>	<b>97,325</b>	<b>97,325</b>		<b>96,325</b>	<b>(1,000)</b>	<b>-1.03%</b>
<b>Capital Outlay</b>							
7730.35 Fork Lift (Diesel)	-	-	-		-	-	-
John Deere Gator - ATV	-	26,081	-		-	-	-
Training Chief	-	50,000	-		-	-	-
<i>Total Cap Outlay - Training Center Phase 3</i>	-	76,081	-	-	-	-	-
<b>Total Capital Outlay</b>	<b>-</b>	<b>76,081</b>	<b>-</b>		<b>-</b>	<b>-</b>	<b>-</b>
<b>Total Training Center Budget</b>	<b>513,217</b>	<b>598,060</b>	<b>561,854</b>	<b>-</b>	<b>600,073</b>	<b>38,219</b>	<b>6.80%</b>
<b>Contingency</b>	<b>25,661</b>	<b>26,099</b>	<b>28,093</b>		<b>30,004</b>	<b>1,911</b>	<b>6.80%</b>

Central Arizona Fire and Medical  
Final Budget FY 2022-23  
General Fund  
Technical Services

CAFMA Budget FY 20	CAFMA Budget FY 21	CAFMA Budget FY 22	Actual -	CAFMA Budget FY 23	Budget Variance \$\$	Budget Variance %
--------------------------	--------------------------	--------------------------	-------------	--------------------------	----------------------------	-------------------------

Personnel Services

6100.41	Salaries <i>Total Salaries</i>	400,314	413,027	433,677	443,843	10,166	2.34%	
6110.41	Overtime	20,000	25,000	25,000	25,000	-	0.00%	
6129.41	ASRS Retirement	49,597	53,527	56,050	57,058	1,008	1.80%	
6150.41	State Compensation Insurance	19,986	26,036	22,677	41,722	19,045	83.98%	
6170.41	Unemployment Insurance	856	1,070	1,070	1,070	-	0.00%	
6180.41	401A-ASRS (previously FICA)	26,359	27,458	28,738	29,368	630	2.19%	
6181.41	Medicare Tax	6,195	6,451	6,751	6,898	147	2.18%	
6190.41	Health Insurance	40,500	48,312	52,470	57,420	4,950	9.43%	
Total Personnel Services		563,807	600,881	626,433	-	662,379	35,946	5.74%

Supplies

6200.41	Office Supplies	500	500	500	500	-	0.00%
6201.41	Computer Supplies & Software						
	Access Control Lock System (Hardware) -maintenance	5,000	5,000	5,000	5,000	-	0.00%
	Adobe Acrobat License/Upgrades	1,500	1,500	1,500	1,500	-	0.00%
	ADSI Software Maintenance	1,500	-	-	-	-	-
	Allison transmission software	-	900	900	900	-	0.00%
	Alpine Software (RedNMX)	8,000	3,000	3,000	3,000	-	0.00%
	Antivirus License	2,500	4,000	4,000	4,000	-	0.00%
	Ruckus (formerly Aruba) Wireless License	2,000	2,000	2,000	2,000	-	0.00%
	ASAP Inventory Software Maintenance	2,400	2,400	2,400	2,400	-	0.00%
	Barracuda SPAM Updates	3,000	4,000	4,000	4,000	-	0.00%
	Century Link / Cisco (SmartNet Contract VoIP)	-	-	-	-	-	-
	3CX Renewal	3,500	3,500	3,500	3,500	-	0.00%
	Cisco Routers	6,500	8,000	8,000	8,000	-	0.00%
	CradlePoint	-	2,000	2,000	2,000	-	0.00%
	Cummings Software	-	1,700	1,700	1,700	-	0.00%
	Replacement Computers, plotter - Routine	20,000	18,000	18,000	18,000	-	0.00%
	CYMA Payroll Tax Forms	-	-	-	-	-	-
	CYMA software maintenance	5,500	6,500	6,500	6,500	-	0.00%
	CYMA support	3,000	3,000	3,000	3,000	-	0.00%
	Document Locator annual service	4,000	4,000	4,000	4,000	-	0.00%
	EMS online learning	5,000	5,000	5,000	5,000	-	0.00%
	EPCR - Misc. Hardware Batteries / Chargers	2,500	2,500	2,500	2,500	-	0.00%
	EPCR - Imagetrend CAD integration annual	1,750	-	-	-	-	-
	EPCR - Tablet Replacement and other	12,000	12,000	12,000	12,000	-	0.00%
	Firehouse Maintenance & Upgrades	5,500	5,500	5,500	5,500	-	0.00%
	FireView Annual Software Maintenance	-	-	-	-	-	-
	FortiGate Firewall (formerly SonicWall Base & Content)	1,400	1,400	1,400	1,400	-	0.00%
	GovInvest	-	-	-	7,000	7,000	-
	HandTevy Software (Implementation and Annual)	-	5,845	5,845	5,845	-	0.00%
	ImageTrend	-	32,500	37,000	37,000	-	0.00%
	ImageTrend Continuum	-	10,000	-	-	-	-
	International scan tool software	1,300	1,300	1,300	1,300	-	0.00%
	MDT/Mobile Computing Software - maintenance (initial pu	-	-	-	-	-	-
	Microsoft Licenses/upgrades (Microsoft 365)	12,000	12,000	12,000	74,000	62,000	516.67%
	Mitchell Software Maintenance (Autel/ Mopar)	4,000	6,350	6,350	11,650	5,300	83.46%
	MTP Threat Denial (replaces ESET,Antivirus,AntiSpe	-	-	-	-	-	-
	Net Motion VPN Software	9,000	5,000	5,000	5,000	-	0.00%
	Network Solutions SSL License	1,500	1,500	1,500	1,500	-	0.00%
	Nutanix Support	-	-	7,500	7,500	-	0.00%
	Printers, hardware, Server, UPS, Battery Equip	13,000	13,000	13,000	13,000	-	0.00%
	Pusleway Remote Monitorng and Management	1,000	1,000	1,000	1,000	-	0.00%
	Screen Connect	1,000	1,000	1,000	1,000	-	0.00%
	PDQ Deploy	-	2,000	2,000	2,000	-	0.00%
	Pro-Series Fixed Assets	300	350	350	-	(350)	-100.00%
	Wildland Data and Avenza Maps (8 Ipads)	-	-	-	10,720	10,720	-
	Routine Computer Supplies	5,000	5,000	5,000	5,000	-	0.00%
	Routine Software/Supplies	3,000	3,000	3,000	3,000	-	0.00%
	RS2 - Software Maintenance (door locks)	2,800	2,800	2,800	2,800	-	0.00%
	Software Upgrades (General)	4,500	4,500	4,500	4,500	-	0.00%
	Telestaff Maintenance/ Licensing	10,000	10,000	10,000	10,000	-	0.00%
	Training Center - IT	6,000	11,000	11,000	11,000	-	0.00%
	Tri-tech annual	14,000	14,000	14,000	14,000	-	0.00%
	Website Supplies / Charges	2,000	1,750	1,750	1,750	-	0.00%
	Veem Backup and Replication	3,000	3,000	3,000	3,000	-	0.00%

Central Arizona Fire and Medical  
Final Budget FY 2022-23  
General Fund  
Technical Services

	CAFMA Budget FY 20	CAFMA Budget FY 21	CAFMA Budget FY 22	Actual -	CAFMA Budget FY 23	Budget Variance \$\$	Budget Variance %
Zoom	750	1,000	1,000		1,000	-	0.00%
Active 911	2,000	2,500	2,500		2,500	-	0.00%
Air Advantage	500	500	500		500	-	0.00%
Written Test Bank Software Update	1,000	4,100	4,100		4,100	-	0.00%
Board Paq (Dilligent)	1,560	1,560	1,560		2,250	690	44.23%
New Capital Asset Program	-	-	-		4,250	4,250	-
Total Computer Supplies & Software	195,760	252,455	254,455		344,065	89,610	35.22%
6211.41 District Mapping Program							
Software Updates (Visio, TOPO, ArcGis, AVALabel)	1,500	1,500	1,500	-	1,500	-	0.00%
ESRI Maintenance Agreement	3,200	5,700	5,700	-	5,700	-	0.00%
Supplies	1,500	1,500	1,500	-	1,500	-	0.00%
Total District Mapping Program	6,200	8,700	8,700		8,700	-	0.00%
6230.41 Uniforms	1,800	2,000	2,500		2,500	-	0.00%
6240.41 Communication Supplies	1,000	1,000	1,000		1,000	-	0.00%
6274.41 Site / Equipment Maintenance Supplies (formerly 6270)							
Communication Tower Sites Routine	12,000	12,000	12,000		12,000	-	0.00%
Glassford site road maintenance	5,000	5,000	5,000		5,000	-	0.00%
Microwave Trupoint	1,000	1,000	1,000		1,000	-	0.00%
Microwave Equip	7,000	7,000	7,000		7,000	-	0.00%
Total Building Maintenance Supplies - Communications	25,000	25,000	25,000		25,000	-	0.00%
6280.41 Radio / Pager Maintenance							
Routine	10,500	10,500	10,500		10,500	-	0.00%
Radio Battery Replacement	6,250	6,250	6,250		6,250	-	0.00%
Regular radio replacement (lease payment FY18-22)	57,000	57,000	57,000		57,000	-	0.00%
Pagers (15) Replace / Repair	-	-	-		-	-	-
Station Alerting Equipment	5,000	5,000	5,000		5,000	-	0.00%
Wildland replacement radios & equipment (+lpads)	7,500	17,000	17,000		25,000	8,000	47.06%
Headsets Parts / Supplies & Maintenance	3,750	3,750	3,750		3,750	-	0.00%
Total Radio / Pager Maintenance	90,000	99,500	99,500		107,500	8,000	8.04%
6281.41 Supplies for Oustside Agency Work	10,000	10,000	10,000		10,000	-	0.00%
6288.41 Batteries	150	150	150		150	-	0.00%
6292.41 Communications / Technician Tools & Equipment							
Routine Tools & Equipment	6,750	6,750	6,750	-	6,750	-	0.00%
Total Communications/Radio Technician Equipment	6,750	6,750	6,750		6,750	-	0.00%
Total Supplies	337,160	406,055	408,555	-	506,165	97,610	23.89%
Services and Charges							
6405.41 Other Professional Services							
FCC Licensing (New Paths Microwave / VHF / UHF)	7,500	7,500	7,500		7,500	-	0.00%
IT Outsourced Support - Labor	30,000	30,000	30,000		30,000	-	0.00%
Special Projects	44,000	44,000	44,000		44,000	-	0.00%
EPCR Support (6201)	0	-	-		-	-	-
Total Other Professional Services	81,500	81,500	81,500	-	81,500	-	0.00%
6430.41 Communications (previously in Admin)							
Monthly (CenturyLink, Long Distance)	20,000	20,000	20,000		20,000	-	0.00%
Phone Line	900	900	900		900	-	0.00%
Cell Phones	41,300	41,300	41,300		41,300	-	0.00%
Cable One Internet	13,800	13,800	13,800		13,800	-	0.00%
Global Star - Satellite Phones	2,700	2,700	2,700		2,700	-	0.00%
Mobile Data	10,000	10,000	10,000		10,000	-	0.00%
Phone Repair/Rplce/Upgrade/Equip	3,000	3,000	3,000		3,000	-	0.00%
Total Communications	91,700	91,700	91,700		91,700	-	0.00%
6590.41 Training & Travel							
All Tech Services personnel	6,500	6,500	6,500		6,500	-	-
Total Training & Travel	6,500	6,500	6,500	-	6,500	-	0.00%
6630.41 Contract Services / Communications & IT							
Conectivity (CYFD)	-	-	-		-	-	-
Glassford State Land Lease / Right-of-way	3,500	3,500	3,500		3,500	-	0.00%
Mt. Francis Improvement District	500	500	500		500	-	0.00%

Central Arizona Fire and Medical  
Final Budget FY 2022-23  
General Fund  
Technical Services

	CAFMA Budget FY 20	CAFMA Budget FY 21	CAFMA Budget FY 22	Actual -	CAFMA Budget FY 23	Budget Variance \$\$	Budget Variance %
Forest Service - Mt. Francis	4,400	4,400	4,400		4,400	-	0.00%
Total Contract Services / Communications & IT	8,400	8,400	8,400	-	8,400	-	0.00%
<b>Total Services and Charges</b>	<b>188,100</b>	<b>188,100</b>	<b>188,100</b>	<b>-</b>	<b>188,100</b>	<b>-</b>	<b>0.00%</b>
<b>Capital Outlay</b>							
7730.3 Capital Outlay - Vehicles							
New Tech Services Vehicle	-	-	49,141		60,000	10,859	22.10%
Radio Equipment for New Engines	-	30,000	15,000		-	(15,000)	-100.00%
Radio Equipment for New Brush Trucks	-		5,500		-	(5,500)	-100.00%
Radio Equipment for New Non-Ops Staff Vehicles	-		7,500		7,500	-	0.00%
Radio Equipment for New Ops Staff Vehicles	-		12,000		-	(12,000)	-100.00%
7750.41 Capital Outlay - Communication/IT							
Telestaff upgrade						-	-
Comm and Network Upgrades	200,000	200,000	200,000		150,000	(50,000)	-25.00%
Door Lock Replacement	30,000	30,000	30,000		-	(30,000)	-100.00%
Microsoft OS and Office upgrade	65,000					-	-
Opticom	-	-	-		150,000	150,000	-
Battalion 6 Radio Replacement	-	-	-		-	-	-
<b>Total Capital Outlay</b>	<b>295,000</b>	<b>260,000</b>	<b>319,141</b>	<b>-</b>	<b>367,500</b>	<b>48,359</b>	<b>15.15%</b>
<b>Total Technical Services Budget</b>	<b>1,384,067</b>	<b>1,455,036</b>	<b>1,542,229</b>	<b>-</b>	<b>1,724,144</b>	<b>181,915</b>	<b>11.80%</b>
<b>Contingency</b>	<b>54,453</b>	<b>59,752</b>	<b>61,154</b>		<b>67,832</b>	<b>6,678</b>	<b>10.92%</b>
<b>Total Budget with Contingency</b>	<b>1,438,520</b>	<b>1,514,788</b>	<b>1,603,383</b>		<b>1,791,976</b>	<b>188,593</b>	<b>11.76%</b>



Central Arizona Fire and Medical  
Final Budget FY 2022-23  
General Fund  
Facilities Maintenance

**Personnel Services**

		CAFMA Budget FY 20	CAFMA Budget FY 21	CAFMA Budget FY 22	Actual -	CAFMA Budget FY 23	Budget Variance \$\$	Budget Variance %
6100.43	Salaries							
	<i>Total Salaries</i>	92,645	117,679	129,519		139,977	10,458	8.07%
6110.43	Overtime	3,240	5,000	5,000		5,000	-	0.00%
6129.43	ASRS Retirement	16,223	14,991	16,438		17,644	1,206	7.34%
6150.43	State Compensation Insurance	6,564	7,292	6,651		12,902	6,251	93.99%
6170.43	Unemployment Insurance	321	428	428		428	-	0.00%
6180.43	401A-ASRS (previously FICA)	1,575	7,606	8,340		8,989	649	7.78%
6181.43	Medicare Tax	1,925	1,779	1,951		2,102	151	7.74%
6190.43	Health Insurance	14,310	17,568	19,080		20,880	1,800	9.43%
<b>Total Personnel Services</b>		<b>136,803</b>	<b>172,343</b>	<b>187,407</b>	-	<b>207,922</b>	<b>20,515</b>	<b>10.95%</b>

**Supplies**

6230.43	Uniforms	450	1,000	1,000		1,000	-	0.00%
6240.43	Facilities Maintenance Supplies	530	530	530		530	-	0.00%
6270.4.3.001	Building Maintenance Supplies (Maint Acct for Stns)	20,500	20,500	20,500		20,500	-	0.00%
6270.4.3.002	Building Maintenance Supplies - Facilities	2,500	2,500	2,500		2,500	-	0.00%
6270.4.3.003	Building Maintenance Supplies - 61 Administration	-	-	-		-	-	-
6270.4.3.011	Administration	7,000	7,000	7,000		7,000	-	0.00%
6270.4.3.035	Building Maintenance Supplies - Training Center	13,500	13,500	13,500		13,500	-	0.00%
6270.4.3.041	Building Maintenance Supplies - Technical Services	4,000	4,000	4,000		4,000	-	0.00%
6270.4.3.048	Building Maintenance Supplies - Fleet Maintenance	5,000	5,000	5,000		5,000	-	0.00%
6270.4.3.049	Building Maintenance Supplies - Warehouse	5,000	5,000	5,000		5,000	-	0.00%
6270.4.3.050	Building Maintenance Supplies - Station 50	4,000	4,000	4,000		4,000	-	0.00%
6270.4.3.051	Building Maintenance Supplies - Station 51	5,600	5,600	5,600		5,600	-	0.00%
6270.4.3.052	Building Maintenance Supplies - Station 52	2,000	2,000	2,000		2,000	-	0.00%
6270.4.3.053	Building Maintenance Supplies - Station 53	5,000	5,000	5,000		5,000	-	0.00%
6270.4.3.054	Building Maintenance Supplies - Station 54	5,000	5,000	5,000		5,000	-	0.00%
6270.4.3.056	Building Maintenance Supplies - Station 56	2,000	2,000	2,000		2,000	-	0.00%
6270.4.3.057	Building Maintenance Supplies - Station 57	5,000	5,000	5,000		5,000	-	0.00%
6270.4.3.058	Building Maintenance Supplies - Station 58	5,000	5,000	5,000		5,000	-	0.00%
6270.4.3.059	Building Maintenance Supplies - Station 59	5,000	5,000	5,000		5,000	-	0.00%
6270.4.3.061	Building Maintenance Supplies - Station 61	9,000	9,000	9,000		9,000	-	0.00%
6270.4.3.062	Building Maintenance Supplies - Station 62	5,000	5,000	5,000		5,000	-	0.00%
6270.4.3.063	Building Maintenance Supplies - Station 63	5,000	5,000	5,000		5,000	-	0.00%
6270.4.3.064	Building Maintenance Supplies - Station 64	-	-	-		-	-	-
<i>Total Building Maintenance - Routine</i>		115,100	115,100	115,100	-	115,100	-	0.00%
6270.4.3.100	Large Projects							
	Large building maintenance projects			175,000		150,000	(25,000)	-14.29%
	Routine work	25,000	25,000	-		-	-	-
	Asphalt replacement	30,000	30,000	-		-	-	-
	Large Project - changes annually	55,000	55,000	-		-	-	-
	Landscaping equipment	-	-	-		-	-	-
	Grease Trap Pump	2,500	2,500	-		-	-	-
	Airmation Filters	-	-	-		-	-	-
<i>Total Building Maintenance</i>		112,500	112,500	175,000		150,000	(25,000)	-14.29%
6271.4.3	Furniture & Fixture Replacement							
	CARTA Furniture & Fixtures	1,700	1,700	1,700		1,700	-	0.00%
	Technical Services	1,750	1,750	1,750		1,750	-	0.00%
	Routine Furniture Replacement (chairs, tables, beds)	12,500	12,500	12,500		12,500	-	0.00%
	Routine Fixture/Appliance Replacement	13,250	13,250	13,250		13,250	-	0.00%
<i>Total Furniture &amp; Fixture Replacement</i>		29,200	29,200	29,200		29,200	-	0.00%
6296.43	Rentals	-	-	-	-	-	-	-
6300.43	Small Tools (Snow Blower and Plow)	11,500	11,500	11,500		11,500	-	0.00%
<b>Total Supplies</b>		<b>269,280</b>	<b>269,830</b>	<b>332,330</b>	-	<b>307,330</b>	<b>(25,000)</b>	<b>-7.52%</b>
<b>Services and Charges</b>								
6405.43	Other Professional Services	-	-	-		-	-	-
	Alarm / Sprinkler Annual Maintenance	5,700	9,700	9,700		9,700	-	0.00%
	Fire and security alarm monitoring	11,000	11,000	11,000		11,000	-	0.00%
	Backflow Test @ St. 59, 57, 533, 53, & Maint.	650	650	650		650	-	0.00%
	Generator Service Contract	18,500	18,500	18,500		18,500	-	0.00%

Central Arizona Fire and Medical  
Final Budget FY 2022-23  
General Fund  
Facilities Maintenance

		CAFMA Budget FY 20	CAFMA Budget FY 21	CAFMA Budget FY 22	Actual -	CAFMA Budget FY 23	Budget Variance \$\$	Budget Variance %
	Administrative building	3,600	4,600	4,600		4,600	-	0.00%
	<i>Total Other Professional Services</i>	39,450	44,450	44,450		44,450	-	0.00%
6535.43	Pest Control	5,000	5,000	5,000		5,000	-	0.00%
6508.43	Cable TV	1,575	1,575	1,575		1,575	-	0.00%
6510.43	Electric	168,973	168,973	168,973		168,500	(473)	-0.28%
6512.43	Sanitation	9,260	9,260	9,260		9,260	-	0.00%
6520.43	Natural Gas	22,150	22,150	22,150		22,150	-	0.00%
6530.43	LPG	32,725	32,725	32,725		32,725	-	0.00%
6540.43	Water/Sewer	20,940	20,940	20,940		20,940	-	0.00%
	<i>Total Utilities</i>	255,623	255,623	255,623		255,150	(473)	-0.19%
6580.43	Outside Repair & Maintenance - Equipment							
	Fire Exting Svc	1,200	1,200	1,200		1,200	-	0.00%
	PT Equipment Repair	1,500	1,500	1,500		1,500	-	0.00%
	<i>Total Outside Repair &amp; Maintenance - Equipment</i>	2,700	2,700	2,700		2,700	-	0.00%
6590.43	Training & Travel		1,500	1,500		1,500	0	0.00%
<b>Total Services and Charges</b>		<b>302,773</b>	<b>309,273</b>	<b>309,273</b>	<b>-</b>	<b>308,800</b>	<b>(473)</b>	<b>-0.15%</b>
<b>Capital Outlay</b>								
7730.48	Capital Outlay - Vehicles							
	Facilities Truck	-	47,710	-		-	-	-
7720.43	Capital Outlay - Building							
	Station 53 Kitchen	45,000	-	-		-	-	-
	Station 53 East Side Remodel	-	50,000	50,000		-	(50,000)	-100.00%
	Station 72 kitchen, windows, generator	-	100,000	-		-	-	-
	Station 58 Workout Room Remodel	-	-	-		50,000	-	-
	Garage Door replacement long term replacement plan	40,000	32,000	32,000		-	(32,000)	-100.00%
	Parking Lot long term Plan	150,000	84,500	84,500		84,500	-	0.00%
	Station 53/59 fence and gates	-	150,000	-		-	-	-
	HVAC/Water Heater long term replacement plan	32,000	20,000	-		-	-	-
	Station 63 Remodel (total \$1,000,000)	-	-	300,000		-	(300,000)	-100.00%
	Station 59 Apparatus Building	-	-	330,000		-	(330,000)	-100.00%
<b>Total Capital Outlay</b>		<b>267,000</b>	<b>484,210</b>	<b>796,500</b>	<b>-</b>	<b>134,500</b>	<b>(662,000)</b>	<b>-83.11%</b>
<b>Total Facilities Maintenance Budget</b>		<b>975,856</b>	<b>1,235,656</b>	<b>1,625,510</b>	<b>-</b>	<b>958,552</b>	<b>(666,958)</b>	<b>-41.03%</b>
<b>Contingency</b>		<b>34,962</b>	<b>37,572</b>	<b>41,451</b>		<b>41,203</b>	<b>(248)</b>	<b>-0.60%</b>

Central Arizona Fire and Medical  
Final Budget FY 2022-23  
General Fund  
Fleet Maintenance

**Personnel Services**

CAFMA Budget FY 20	CAFMA Budget FY 21	CAFMA Budget FY 22	Actual -	CAFMA Budget FY 23	Budget Variance \$\$	Budget Variance %
6100.48 Salaries						
Total Salaries	357,336	380,092	413,251	391,395	(21,856)	-5.29%
6104.48 Supervisory Assignment	400	400	400	400	-	0.00%
6110.48 Overtime	18,000	23,000	23,000	23,000	-	0.00%
Salary & OT TOTAL- St. Comp. & PSPRS calcs						
6129.48 ASRS Retirement	31,364	36,678	39,866	35,987	(3,879)	-9.73%
6130.48 PSPRS Retirement	53,541	50,646	59,549	67,791	8,242	13.84%
401A (Employees participating in DROP) new	4,268	-	-	-	-	-
6150.48 Workers Compensation Insurance	19,896	23,984	21,588	36,913	15,325	70.99%
6170.48 Unemployment Insurance	1,231	1,070	1,070	1,070	-	0.00%
6180.48 401A-ASRS (previously FICA)	16,504	17,921	19,538	17,645	(1,893)	-9.69%
6181.48 Medicare Tax	6,067	5,851	6,331	6,015	(316)	-4.99%
6190.48 Health Insurance	46,575	46,116	50,085	54,810	4,725	9.43%
<b>Total Personnel Services</b>	<b>555,182</b>	<b>585,758</b>	<b>634,678</b>	<b>635,026</b>	<b>348</b>	<b>0.05%</b>

**Supplies**

6220.48 Fuel / Diesel & Gas	235,000	285,000	285,000	359,500	74,500	26.14%
6221.48 Oil, Lubrication, and Vehicle Fluid Supplies	16,500	18,500	18,500	25,000	6,500	35.14%
6230.48 Uniforms	2,250	2,750	2,750	2,750	-	0.00%
6242.48 Maintenance Supplies	10,000	12,000	12,000	13,000	1,000	8.33%
6250.48 Vehicle Maintenance						
Routine	130,000	150,000	150,000	164,000	14,000	9.33%
Fork Lift Maintenance	-	-	-	-	-	-
Total Vehicle Maintenance	130,000	150,000	150,000	164,000	14,000	9.33%
6251.48 Vehicle Maintenance / Special Projects	6,500	6,500	6,500	8,000	1,500	23.08%
6260.48 Firefighting Equipment Maintenance						
Routine	6,000	8,000	8,000	8,000	-	0.00%
Saw parts & repairs (chain saws and circular saws)	4,600	6,000	10,000	10,000	-	0.00%
Ground & Aerial Ladder Maintenance/Testing	7,000	7,000	-	-	-	-
TIC Maintenance	2,000	2,000	2,000	2,000	-	0.00%
Extrication Equipment Maintenance	1,500	1,500	1,500	1,500	-	0.00%
Total Firefighting Equipment Maintenance	21,100	24,500	21,500	21,500	-	0.00%
6263.48 SCBA Maintenance						
Testing Unit Calibration - moved to Warehouse	3,000	3,000	3,000	-	(3,000)	-100.00%
SCBA Repair Parts - moved to Warehouse	20,000	10,500	10,500	-	(10,500)	-100.00%
SCBA Compressors	5,100	8,000	10,000	10,000	-	0.00%
Replacement Masks - Moved to Warehouse	-	-	11,000	-	(11,000)	-100.00%
Replacement parts for TC SCBA's - Moved	-	-	-	-	-	-
Total SCBA Maintenance	28,100	21,500	34,500	10,000	(24,500)	-71.01%
6265.48 Tire Replacement	40,000	50,000	50,000	66,000	16,000	32.00%
6266.48 Tire Repair/Chains	3,000	4,000	6,500	6,500	-	0.00%
6281.48 Supplies for Outside Agency Work	24,000	24,000	24,000	24,000	-	0.00%
6300.48 Small Tools	6,500	6,500	6,500	6,500	-	0.00%
Tool match	2,500	2,500	2,500	2,500	-	0.00%
<b>Total Supplies</b>	<b>525,450</b>	<b>607,750</b>	<b>620,250</b>	<b>709,250</b>	<b>89,000</b>	<b>14.35%</b>

Central Arizona Fire and Medical  
Final Budget FY 2022-23  
General Fund  
Fleet Maintenance

**Services and Charges**

	CAFMA Budget FY 20	CAFMA Budget FY 21	CAFMA Budget FY 22	Actual -	CAFMA Budget FY 23	Budget Variance \$\$	Budget Variance %
6580.48 Outside Repair / Vehicle Maintenance Equipment							
Outside Vehicle Repairs/Maintenance	11,500	11,500	19,000		19,000	-	0.00%
Sefac Vehicle Lift Maintenance	3,500	3,500	3,500		3,500	-	0.00%
<i>Total Outside Repair / Veh Maint Equip</i>	15,000	15,000	22,500		22,500	-	0.00%
6590.48 Training & Travel							
All Fleet personnel	4,000	4,000	4,000		4,000	-	0.00%
Spartan Conference (1 Attending)	-	-	-		-	-	-
EVT testing in state	-	-	-		-	-	-
Carquest (CTI class) / NAPA Training (Whole shop)	-	-	-		-	-	-
<i>Total Training &amp; Travel</i>	-	4,000	4,000		4,000	-	0.00%
<b>Total Services and Charges</b>	<b>15,000</b>	<b>19,000</b>	<b>26,500</b>	<b>-</b>	<b>26,500</b>	<b>-</b>	<b>0.00%</b>
<b>Capital Outlay</b>							
7730.48 Capital Outlay - Vehicles							
Fleet Supervisor vehicle	-	-	-		-	-	-
Mechanic Vehicle	46,320	47,710	-		-	-	-
7740.48 Capital Outlay - Equipment					23,000		
New SCBA Compressor	90,000					-	-
<b>Total Capital Outlay</b>	<b>136,320</b>	<b>47,710</b>	<b>-</b>	<b>-</b>	<b>23,000</b>	<b>23,000</b>	<b>-</b>
<b>Total Fleet Maintenance Budget</b>	<b>1,231,952</b>	<b>1,260,218</b>	<b>1,281,428</b>	<b>-</b>	<b>1,393,776</b>	<b>112,348</b>	<b>8.77%</b>

**Central Arizona Fire and Medical**  
**Final Budget FY 2022-23**  
**General Fund**  
**Warehouse**

**Personnel Services**

CAFMA Budget FY 20	CAFMA Budget FY 21	CAFMA Budget FY 22	Actual -	CAFMA Budget FY 23	Budget Variance \$\$	Budget Variance %
6100.49	Salaries					
	<i>Total Salaries</i>	102,372	149,070	149,896	175,153	25,257 16.85%
6103.49.451	Special Detail (200 hrs @ \$25)	5,000	5,000	5,000	-	0.00%
6110.49	Overtime	15,000	15,000	15,000	-	0.00%
6129.49	ASRS Retirement	16,465	20,049	20,068	23,142	3,074 15.32%
6150.49	State Compensation Insurance	6,635	9,752	8,152	16,922	8,770 107.58%
6170.49	Unemployment Insurance	321	535	535	-	0.00%
6180.49	401A-ASRS (previously FICA)	8,651	10,172	10,224	11,789	1,565 15.31%
6181.49	Medicare Tax	2,023	2,379	2,391	2,757	366 15.31%
6190.49	Health Insurance	12,150	21,960	23,850	31,320	7,470 31.32%

**Total Personnel Services**

<b>168,617</b>	<b>233,917</b>	<b>235,116</b>		<b>281,618</b>	<b>46,502</b>	<b>19.78%</b>
----------------	----------------	----------------	--	----------------	---------------	---------------

**Supplies**

6200.49	Office Supplies (all divisions)	12,500	12,500	12,500	12,500	- 0.00%
6205.49	In-House Duplication & Printing	17,250	17,250	17,250	17,250	- 0.00%
6230.49	Uniforms	450	1,250	1,250	1,750	500 40.00%
6242.49	Supplies / Bottled Water	6,000	6,000	6,000	6,000	- 0.00%
6245.49	Supplies - Warehouse Purchasing Group	200,000	200,000	200,000	200,000	- 0.00%
6263.49	SCBA Supplies					
	Testing Unit Calibration	3,000	-	-	3,000	3,000 -
	SCBA Repair Parts	-	-	-	10,500	10,500 -
	Hydro Testing (130 Bottles)	-	-	-	-	- -
	Replacement Masks	-	-	-	11,000	11,000 -
	Replacement parts for TC SCBA's	-	-	-	-	- -
	<i>Total SCBA Supplies &amp; Maintenance</i>	-	-	-	24,500	24,500 -
6271.49	Furniture & Fixtures					
	Warehouse furniture & Small station needs (TVs)	1,500	2,500	6,000	6,000	- 0.00%
	<i>Total Furniture &amp; Fixtures</i>	27,500	2,500	6,000	6,000	- 0.00%
6272.49	Janitorial Supplies (all stations)	27,500	27,500	27,500	33,500	6,000 21.82%
	<i>Total Janitorial</i>	27,500	27,500	27,500	33,500	6,000 21.82%
6273.49	Station Supplies (all stations)	5,500	5,500	11,000	15,000	4,000 36.36%
6288.49	Batteries (all divisions except Tech Services)	2,400	2,400	2,400	2,400	- 0.00%
	Sawzall Batteries	770	770	770	770	- 0.00%
6300.49	Small Tools	900	900	900	900	- 0.00%
6310.49	Safety Equipment & Supplies	750	750	750	750	- 0.00%

**Total Supplies**

<b>275,520</b>	<b>274,820</b>	<b>286,320</b>	<b>-</b>	<b>321,320</b>	<b>35,000</b>	<b>12.22%</b>
----------------	----------------	----------------	----------	----------------	---------------	---------------

**Services and Charges**

6405.49	Other Professional Services	-	-	-	-	-
6435.49	Shipping	1,750	1,750	1,750	1,750	- 0.00%
6590.49	Training & Travel	750	1,500	1,500	1,500	- 0.00%
6600.49	Dues (government purchasing)	50	200	200	200	-

**Total Services and Charges**

<b>2,550</b>	<b>3,450</b>	<b>3,450</b>	<b>-</b>	<b>3,450</b>	<b>-</b>	<b>0.00%</b>
--------------	--------------	--------------	----------	--------------	----------	--------------

**Capital Outlay**

	Warehouse Vehicle		47,710	74,000	-	(74,000) -100.00%
	Forklift	-	27,562	-	-	-

**Total Capital Outlay**

<b>-</b>	<b>75,272</b>	<b>74,000</b>	<b>-</b>	<b>-</b>	<b>(74,000)</b>	<b>-100.00%</b>
----------	---------------	---------------	----------	----------	-----------------	-----------------

Central Arizona Fire and Medical  
Final Budget FY 2022-23  
General Fund  
Warehouse

	CAFMA Budget FY 20	CAFMA Budget FY 21	CAFMA Budget FY 22	Actual -	CAFMA Budget FY 23	Budget Variance \$\$	Budget Variance %
Total Warehouse Budget	446,687	587,459	598,886	-	606,388	7,502	1.25%
Contingency	23,443	25,734	26,248		30,319	4,071	15.51%
Total Budget with Contingency	470,130	613,193	625,134		636,707	11,573	1.85%

DRAFT

Central Arizona Fire and Medical  
Final Budget FY 2022-23  
General Fund  
Ambulance Service

CAFMA Budget FY 20	CAFMA Budget FY 21	CAFMA Budget FY 22	Actual -	CAFMA Budget FY 23	Budget Variance \$\$	Budget Variance %
<b>Personnel Services</b>						
6100.5	Salaries					
	New Supervisor (AMB 4-1) ASRS	-	-	87,676	87,676	-
	New Paramedic (AMB 1-1) ASRS	-	-	62,899	62,899	-
	New Paramedic (AMB 1-1) ASRS	-	-	62,899	62,899	-
	New Paramedic (AMB 1-1) ASRS	-	-	62,899	62,899	-
	New Paramedic (AMB 1-1) ASRS	-	-	62,899	62,899	-
	New Paramedic (AMB 1-1) ASRS	-	-	62,899	62,899	-
	New Paramedic (AMB 1-1) ASRS	-	-	62,899	62,899	-
	New EMT (AMB 1-1) ASRS	-	-	49,404	49,404	-
	New EMT (AMB 1-1) ASRS	-	-	49,404	49,404	-
	New EMT (AMB 1-1) ASRS	-	-	49,404	49,404	-
	New EMT (AMB 1-1) ASRS	-	-	49,404	49,404	-
	New EMT (AMB 1-1) ASRS	-	-	49,404	49,404	-
	New EMT (AMB 1-1) ASRS	-	-	49,404	49,404	-
	<i>Total Ambulance Salaries</i>	-	-	761,494	761,494	-
6103.5	Special Detail	-	-	2,000	2,000	-
	<i>Total Special Detail</i>	-	-	2,000	2,000	-
6104.5	Supervisory Assignment (20 Days & \$25)	-	-	1,000	1,000	-
6110.5	Overtime Salaries	-	-	38,075	38,075	-
6129.5	ASRS Retirement	-	-	97,673	97,673	-
6150.5	Workers Compensation Insurance	-	-	-	-	-
	Ambulance Staff	-	-	67,765	67,765	-
	<i>Total State Compensation Insurance</i>	-	-	67,765	67,765	-
6170.5	Unemployment Insurance	-	-	2,783	2,783	-
6180.5	401A-ASRS	-	-	49,116	49,116	-
6181.5	Medicare Tax	-	-	11,042	11,042	-
6190.5	Health Insurance	-	-	135,720	135,720	-
	<b>Total Personnel Services</b>	-	-	<b>1,166,668</b>	<b>1,166,668</b>	-
<b>Supplies</b>						
6200.5	Supplies - Administration					
	Office Supplies	-	-	606	606	-
6205.5	In house duplication - advertising	-	-	180	180	-
	<i>Total Ambulance Administrative Supplies</i>	-	-	786	786	-
6215.5	Medical Supplies - Disposable (tape, 4x4's, ekg electrodes, monitor paper, gloves, etc.)	-	-	62,340	62,340	-
	Medications	-	-	40,000	40,000	-
	YRMC Drug Box Charges	-	-	2,000	2,000	-
	<i>Total Medical Supplies</i>	-	-	104,340	104,340	-
6230.5	Uniforms (\$500 each + \$1000 new hire)	-	-	18,000	18,000	-
6220.5	Fuel / Diesel & Gas	-	-	10,341	10,341	-
6221.5	Oil, Lubrication, and Vehicle Fluid Supplies	-	-	2,000	2,000	-
6250.5	Vehicle Maintenance					
	Routine	-	-	6,769	6,769	-
6272.5	Janitorial Supplies	-	-	1,528	1,528	-
6290.5	Ambulance Equipment - Routine	-	-	12,800	12,800	-
	<b>Total Supplies</b>	-	-	<b>156,564</b>	<b>156,564</b>	-
<b>Services and Charges</b>						
6400.5	Audit & Accounting	-	-	4,320	4,320	-
6405.5	Other Professional Services					
	Ambulance Billing	-	-	67,500	67,500	-
	Medical Director	-	-	5,600	5,600	-
	Misc. Maintenance Contracts (EMS, Med Equip).	-	-	12,250	12,250	-
	<i>Total Other Professional Services</i>	-	-	85,350	85,350	-



6410.5	Legal Services	-	-	-	65,000	65,000	-
	Total Legal Services	-	-	-	65,000	65,000	-
6425.5	Dispatch Services	-	-	-	100,000	100,000	-
	Routine	-	-	-	100,000	100,000	-
	Total Dispatch Services	-	-	-	100,000	100,000	-
6430.5	Communications	-	-	-	2,000	2,000	-
	Cell Phone	-	-	-	1,000	1,000	-
	Routine (internet)	-	-	-	2,000	2,000	-
	Mobile Data	-	-	-	3,000	3,000	-
	Equipment replace/ repair/ upgrade	-	-	-	8,000	8,000	-
	Total Communications	-	-	-	8,000	8,000	-
6435.5	Postage	-	-	-	225	225	-
6500.5	Insurance	-	-	-	6,131	6,131	-
	Property, Casualty, Liability, and Vehicle	-	-	-	6,131	6,131	-
	Total Insurance	-	-	-	6,131	176,000	-
6508.5	Cable TV	-	-	-	100	100	-
6510.5	Electric	-	-	-	9,500	9,500	-
6512.5	Sanitation	-	-	-	550	550	-
6520.5	Natural Gas	-	-	-	1,250	1,250	-
6530.5	LPG	-	-	-	1,850	1,850	-
6540.5	Water/Sewer	-	-	-	1,200	1,200	-
	Total Utilities	-	-	-	14,450	14,450	-
6590.5	Training & Travel	-	-	-	9,800	9,800	-
	Arizona Amubalnce Association/ AFDA/ EMS	-	-	-	9,800	9,800	-
	Total Training & Travel	-	-	-	9,800	9,800	-
6600.5	Dues (Arizona Ambulance Association)	-	-	-	1,000	1,000	-
6610.5	Routine Miscellaneous	-	-	-	1,000	1,000	-
	Total Services and Charges	-	-	-	295,276	295,276	-
7740.5	Capital Outlay - Equipment	-	-	-	35,814	35,814	-
	radios, gurneys	-	-	-	-	-	-
	Total Capital Outlay - Equipment	-	-	-	35,814	35,814	-
	Total Ambulance Service	-	-	-	1,654,322	1,654,322	-
	Contingency	-	-	-	76,964	76,964	-
	Total Budget with Contingency	-	-	-	1,731,286	1,731,286	-

1. Enter fire district name
2. Select the county of the fire district
3. Select the budget year

Central Arizona Fire and Medical Authority

Yavapai

2023



We, the undersigned, hereby certify that the Fire District has not incurred any debt or liability in excess of taxes levied and to be collected and the monies actually available and unencumbered at this time in the district general fund, except for those liabilities as prescribed in A.R.S. §§48-805(B)(2) and (3), 48-806, and 48-807. Additionally, we hereby certify that the Fire District has complied with A.R.S. §48-805.02(F).

4. District chairperson: \_\_\_\_\_ SIGNED District clerk: \_\_\_\_\_ SIGNED Date: \_\_\_\_\_

**A. Calculation of the tax year 2022 secondary property tax rate for fiscal year 2023 operations:**

**Adjustment to secondary property tax levy for territory annexed during the tax year 2021 (A.R.S. §48-807[I])**

A.1 Net assessed value of annexed property in tax year 2021 \_\_\_\_\_  
A.2 Actual tax year 2021 secondary property tax rate \_\_\_\_\_ per \$100 AV  
A.3 Annexed property tax limit adjustment in tax year 2022 \$ - Check box if newly merged or consolidated: ☐

**Tax year 2022 secondary property tax information (A.R.S. §48-807[K])**

A.4 Tax year 2022 Assessed Value (AV) in the Fire District \_\_\_\_\_  
A.5 Actual tax year 2021 secondary property tax levy \_\_\_\_\_  
A.6 Maximum allowed tax year 2021 secondary property tax levy \_\_\_\_\_

**Calculation of the allowable tax year 2022 secondary property tax levy (A.R.S. §48-807[F])**

A.7 Line A.6 multiplied by 1.08 (A.R.S. §48-807[F]) \$ -  
A.8 Maximum allowable tax year 2022 levy limit (A.7 - A.3) \$ -  
A.9 Allowable tax year 2022 secondary tax rate \$ - per \$100 AV  
A.10 Maximum allowable tax year 2022 secondary tax rate (lessor of A.9 or §3.375) \$ - per \$100 AV  
A.11 Maximum allowable tax year 2022 secondary tax levy \$ -  
A.12 Tax year 2021 excess levy or collections: (A.R.S. §48-807[J]) \_\_\_\_\_  
A.13 Tax year 2022 maximum allowable levy limit (A.11 - A.12) \$ -

**Calculation of the proposed tax year 2022 secondary property tax rate for fiscal year 2023 operations**

A.14 Total budgeted expenses in fiscal year 2023 (Budget tab, line 51) \$ 35,294,331  
A.15 Less—Unrestricted unencumbered carryforward (Budget tab, line 1) \$ 1,613,296  
A.16 Less—Revenues from sources other than direct property tax \$ 33,681,035  
A.17 Less—Interest and principal expense for Bonds (Budget tab, lines 38 & 39) \$ -  
A.18 Tax year 2022 tax levy needed for operations (A.14 - (A.15 + A.16 + A.17)) \$ -  
A.19 Tax year 2022 tax rate needed for operations: \$ - per \$100 AV  
A.20 Tax year 2022 maximum allowable levy rate (A.13/(A.4/100)): \$ - per \$100 AV  
A.22 Proposed tax year 2022 secondary property tax rate for fiscal year 2023 operations \$ - per \$100 AV

**Calculation of the proposed 2022 secondary property tax rate for the repayment of bonds (A.R.S. §48-806)**

A.23 Tax year 2022 secondary property tax levy needed for the repayment of bonds \_\_\_\_\_  
A.24 Tax year 2022 secondary property tax rate needed for the repayment of bonds \$ - per \$100 AV

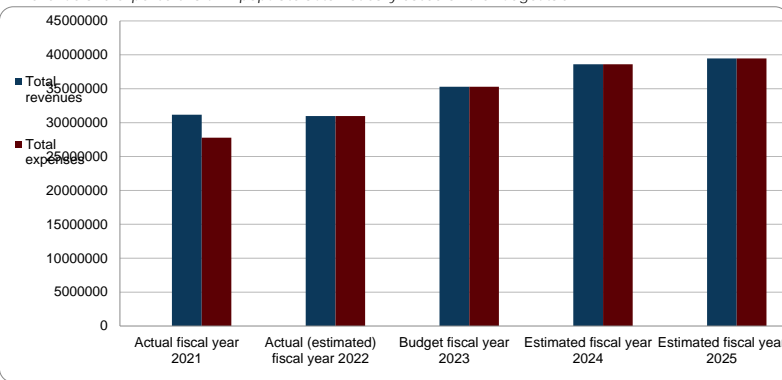
**Summary for fiscal years 2021 through 2025:**

**Special study**

**No study of merger, consolidation, or joint operating alternative is required**

If the district's total estimate of expenses exceeds its total estimate of revenues for any fiscal year, A.R.S. §48-805.02(D)(15) requires the district include a study of merger, consolidation, or joint operating alternative. The Fire District is not required to include a study as their estimated expenses are not greater than budgeted revenue for any fiscal year.

Revenue and expense chart will populate automatically based on the Budget tab



Year	Total revenues	Total expenses
Actual fiscal year 2021	\$ 31,166,339	\$ 27,774,245
Actual (estimated) fiscal year 2022	\$ 30,982,078	\$ 30,982,078
Budget fiscal year 2023	\$ 35,294,331	\$ 35,294,331
Estimated fiscal year 2024	\$ 38,604,464	\$ 38,604,464
Estimated fiscal year 2025	\$ 39,474,562	\$ 39,474,562

Budget

	Actual fiscal year 2021	Actual (estimated) fiscal year 2022	Budget fiscal year 2023	Estimated fiscal year 2024	Estimated fiscal year 2025
<b>Financial resources available at July 1</b>					
1. Beginning fund balance/(deficit)—unrestricted unencumbered	\$ 1,170,020	\$ 1,248,548	\$ 1,613,296	1,613,296.00	1,721,235.00
2. Beginning fund balance—restricted	\$ 2,086,754	\$ 2,084,500	\$ 560,000	1,229,265.00	500,000.00
<b>Revenues</b>					
3. Secondary property tax revenue				-	-
4. Fire district assistance tax				-	-
5. Wildland	\$ 2,358,733	\$ 50,000	\$ 50,000	50,000.00	50,000.00
6. Operating revenues	\$ 117,754	\$ 111,730	\$ 491,730	256,204.00	269,014.20
7. Grants	\$ 5,000	\$ 71,618	\$ 855,235	250,000.00	250,000.00
8. Bonds				-	-
9. Interest	\$ 50,682	\$ 50,000	\$ 50,000	50,000.00	50,000.00
10. Donations	\$ 11,900	\$ 500	\$ 500	500.00	500.00
11. Miscellaneous	\$ 171,887	\$ 10,900	\$ 110,900	115,000.00	129,564.00
12. CVFD Funding Requirement	\$ 4,781,651	\$ 5,222,136	\$ 5,575,524	5,972,326.00	6,399,438.00
<u>CYFD Funding Requirement</u>	\$ 19,781,577	\$ 21,466,421	\$ 23,300,649	26,372,873.00	27,409,811.00
Contracts	\$ 618,620	\$ 624,725	\$ 645,497	650,000.00	650,000.00
Classes	\$ 11,762	\$ 41,000	\$ 41,000	45,000.00	45,000.00
Ambulance			\$ 2,000,000	2,000,000.00	2,000,000.00
13. Total financial resources available	\$ 31,166,339	\$ 30,982,078	\$ 35,294,331	\$ 38,604,464	\$ 39,474,562
<b>Expenses</b>					
14. Personnel:					
15. Estimated number of full-time employees (FTE) in 2023:			183		
16. Salaries & wages	\$ 13,397,108	\$ 13,438,874	\$ 15,687,070	16,785,164.90	17,960,126.44
17. Health insurance	\$ 1,909,580	\$ 2,249,121	\$ 2,582,691	2,763,479.37	2,901,653.34
18. Pension & other retirement benefits	\$ 4,868,978	\$ 5,889,777	\$ 6,012,956	6,205,000.00	6,809,500.00
19. Workers Compensation	\$ 914,188	\$ 618,158	\$ 1,606,147	1,847,069.05	1,976,363.88
Medicare	\$ 189,639	\$ 194,891	\$ 222,545	241,415.58	268,778.72
Other Benefits	\$ 261,985	\$ 49,025	\$ 80,291	182,990.00	70,454.00
20. Total personnel expenses	21,541,478.49	22,439,846.00	26,191,700.00	28,025,118.90	29,986,876.39
<b>Operating:</b>					
21. Fuel	\$ 202,941	\$ 303,500	\$ 369,841	399,428.28	427,388.26
22. Tools & minor equipment	\$ 290,266	\$ 445,226	\$ 726,116	711,135.00	739,580.40
23. Contracted services				-	-
24. Supplies	\$ 471,054	\$ 431,643	\$ 553,211	550,000.00	577,500.00
25. Vehicle repair	\$ 191,749	\$ 314,000	\$ 365,269	412,031.00	432,632.55
26. Training & prevention	\$ 213,437	\$ 171,017	\$ 225,613	239,205.55	251,165.83
27. Maintenance & repair—operating				-	-
28. Communications	\$ 602,146	\$ 1,250,151	\$ 1,480,744	1,554,781.20	1,616,972.45
29. Contingencies & emergencies		\$ 1,349,514	\$ 1,613,296	1,721,235.00	1,790,084.40
30. Uniforms	\$ 159,790	\$ 248,260	\$ 377,310	385,000.00	400,400.00
Building Maintenance	\$ 280,367	\$ 331,330	\$ 418,395	439,314.75	456,887.34
Other (specify) _____				-	-
31. Total operating expenses	2,411,749.28	4,844,641.00	6,129,795.00	6,412,130.78	6,692,611.22
<b>Capital:</b>					
32. Land, building, & construction	\$ 395,918	\$ 796,500	\$ 23,000	135,880.00	55,680.00
33. Vehicles	\$ 977,259	\$ 1,525,693	\$ 565,314	1,549,514.00	860,982.00
34. Lease payments				-	-
35. Machinery & equipment	\$ 1,199,907	\$ 90,081	\$ 347,579	333,403.00	48,286.00
36. Maintenance & repair—capital				-	-
37. Reserve for future years—carryforward			\$ 100,000	100,000.00	-
38. Debt service—principal				-	-
39. Debt service—interest				-	-
40. Capital Communications/ IT	\$ 239,448	\$ 230,000	\$ 300,000	339,733.66	35,052.00
Other (specify) _____				-	-
Other (specify) _____				-	-
41. Total capital expenses	2,812,531.78	2,642,274.00	1,335,893.00	2,458,530.66	1,000,000.00
<b>Administrative:</b>					
42. Administrative equipment				-	-
44. Insurance	\$ 183,142	\$ 145,000	\$ 176,000	176,486.70	185,311.03
45. Utilities	\$ 214,530	\$ 255,623	\$ 255,150	267,907.50	281,302.88
46. Professional services	\$ 254,758	\$ 263,200	\$ 345,210	379,731.00	398,717.55
47. Subscriptions, dues, fees	\$ 246,105	\$ 73,885	\$ 106,552	92,825.44	97,466.71
48. General administrative expenses	\$ 109,951	\$ 317,609	\$ 754,031	791,732.55	832,276.18
49. Dispatch Services				-	-
Other (specify) _____				-	-
Other (specify) _____				-	-
50. Total administrative expenses	1,008,485.02	1,055,317.00	1,636,943.00	1,708,683.19	1,795,074.34
51. Total expenses	\$ 27,774,245	\$ 30,982,078	\$ 35,294,331	\$ 38,604,464	\$ 39,474,562

## Central Arizona Fire and Medical Authority Long Term& Expense Projection

	17 - 18	18 - 19	19 - 20	20 - 21	21 - 22	22 - 23	23 - 24	24 - 25
<b>Revenue</b>								
<b>District Funding - CYFD (1)</b>	15,626,194	16,792,070	18,334,211	19,573,243	21,466,704	23,300,649	26,372,833	27,409,811
Combined NAV	711,180,585	757,425,156	815,755,323	879,139,608	948,290,666	1,018,005,862	1,081,795,685	1,149,612,819
% of Change	6.24%	6.50%	7.70%	7.77%	7.87%	7.35%	6.27%	6.27%
<b>CYFD Tax rate</b>	\$2.5598	\$2.5964	\$2.6151	\$2.5961	\$2.6320	\$2.6700	\$2.8343	\$2.7759
<b>CVFD</b>	4,132,286	4,227,791	4,547,989	4,860,737	5,222,136	5,575,524	5,972,326	6,399,438
<b>CVFD Tax rate</b>	\$3.2492	\$3.2499	\$3.2499	\$3.2499	\$3.2499	\$3.2879	\$3.3701	\$3.4543
CAFMA funding % of Change	7.97%	6.38%	8.86%	6.78%	9.23%	8.20%	12.01%	4.53%
<b>Total District Funding</b>	19,758,480	21,019,861	22,882,200	24,433,980	26,688,840	28,876,173	32,345,158	33,809,249
<b>Non-District Revenue:</b>								
Carryover	944,035	1,002,247	1,064,167	1,170,020	1,248,548	1,613,296	1,613,296	1,721,235
<b>Capital Reserve (5)</b>	1,927,028	2,784,434	1,242,382	2,086,754	2,084,500	560,000	1,229,265	500,000
Grant Funding	-	-	330,934	225,085	71,618	855,235	-	-
Misc. Non-Levy Revenue	534,650	697,050	832,130	883,475	888,856	3,389,627	3,416,744	3,444,078
<b>Total Non-Levy Revenue</b>	3,405,713	4,483,731	3,469,613	4,365,334	4,293,522	6,418,158	6,259,305	5,665,313
<b>Total Budget</b>	<b>23,164,193</b>	<b>25,503,592</b>	<b>26,351,813</b>	<b>28,799,314</b>	<b>30,982,362</b>	<b>35,294,331</b>	<b>38,604,464</b>	<b>39,474,562</b>
% of Change	-3.40%	10.10%	3.33%	9.29%	7.58%	13.92%	9.38%	2.25%
<b>Expense</b>								
<b>CAFMA Personnel (2)</b>	16,798,766	17,772,295	19,665,157	20,737,236	22,439,846	26,191,700	28,025,119	29,986,877
Projected regular increase	6.74%	5.80%	10.65%	5.45%	8.21%	16.72%	7.00%	7.00%
PSPRS increase	-	-	-	-	-	-	-	-
% of Change	6.74%	5.80%	10.65%	5.45%	8.21%	16.72%	7.00%	7.00%
<b>Supplies (3)</b>	1,647,401	1,878,241	1,967,061	2,214,392	2,347,900	2,851,624	2,965,689	3,084,317
% of Change	2.67%	14.01%	4.73%	12.57%	6.03%	21.45%	4.00%	4.00%
Supplies forecast increase	-	-	-	3.20%	3.20%	3.20%	4.00%	4.00%
<b>Services &amp; Charges</b>	1,598,754	1,632,855	1,768,193	1,915,784	2,202,544	3,301,818	3,433,891	3,571,246
% of Change	3.98%	2.13%	8.29%	8.35%	14.97%	49.91%	4.00%	4.00%
Services & Charges forecast increase	-	-	-	3.20%	3.20%	3.20%	4.00%	4.00%
<b>M/O Total</b>	20,044,921	21,283,391	23,400,411	24,867,412	26,990,290	32,345,142	34,424,699	36,642,440
% of Change	6.17%	6.18%	9.95%	6.27%	8.54%	19.84%	6.43%	6.44%
<b>Contingency (4)</b>	1,002,247	1,064,167	1,170,020	1,248,548	1,349,515	1,613,296	1,721,235	1,832,122
% of Change	6.17%	6.18%	9.95%	6.71%	8.09%	19.55%	6.69%	6.44%
<b>Capital Outlay</b>								
Station Repair/Remodel	550,000	28,000	297,000	378,100	717,544	162,695	135,880	55,680
New Fire Stations/Land	-	250,000	-	-	-	134,500	-	-
Training Center	-	-	-	-	-	-	-	-
Admin Building	-	-	-	-	-	-	-	-
Comm Towers/Equip	220,000	170,000	265,000	230,000	319,141	367,500	30,000	-
Type 1 Eng New/Replace	579,114	1,192,976	-	1,450,000	754,000	-	1,631,052	-
New Multi-Purpose Utility	300,000	100,000	200,000	200,000	-	-	-	-
New Ladder Truck	-	-	-	-	-	-	-	-
New Type 3	-	-	-	-	-	-	-	-
Water Tenders New/Repl	-	-	350,000	-	-	-	150,000	543,928
Patrols New/Replace	100,000	-	137,918	-	144,814	165,583	-	152,054
Staff Vehicles	43,661	70,000	256,320	281,530	98,282	120,000	273,403	165,000
Support Vehicles	-	-	-	53,643	239,500	85,350	101,325	-
Firefighting/EMS/Rescue	84,253	-	76,144	42,893	42,088	23,000	46,870	48,276
SCBA Repl/Compressor	200,000	1,200,000	90,000	-	200,000	127,500	90,000	-
Miscellaneous Capital	40,000	104,430	24,000	-	80,000	100,000	-	-
TNT Vehicle Extrication	-	25,628	65,000	27,188	27,188	28,547	-	-
TIC's	-	15,000	20,000	20,000	20,000	21,218	-	-
<b>Capital Reserve Acct (6)</b>	1,927,028	2,784,434	1,242,382	2,086,754	2,084,500	560,000	1,229,265	500,000
<b>Total Capital Outlay</b>	2,117,028	3,156,034	1,781,382	2,683,354	2,642,557	1,335,893	2,458,530	1,000,000
% of Change	-96%	33%	-77%	34%	-2%	-98%	46%	-146%
<b>Total Budget</b>	<b>23,164,196</b>	<b>25,503,592</b>	<b>26,351,813</b>	<b>28,799,314</b>	<b>30,982,362</b>	<b>35,294,331</b>	<b>38,604,464</b>	<b>39,474,562</b>
% of Change	-3.40%	10.10%	3.33%	9.29%	7.58%	13.92%	9.38%	2.25%

**Notes:**

(1) **Funding Sources - CYFD and CVFD** FY 17 - 22 Based upon actual figures received from the Yavapai County Assessor's Office  
FY 24 - 26 Based upon projected increases to NAV for each District.

(2) **CAFMA Personnel** FY 24 - Calculated by using 7% base + Adding 4 Personnel per year. Possible SAFER through FY26

(3) **Services & Charges** At 4% for FY 24 and FY 25 due to changes in demand for supplies and possible recession. 3% increase after.

(4) **Contingency**  
Computed as follows: FY 16 at 5% of M&O expenses and forward

(5) **Capital Reserve** This is provided by revenue generated by unused funds in the prior fiscal years. Reduces tax rate spikes.

(6) **Capital Reserve Account**  
Account that is used to reduce the amount of revenues needed to fund capital purchases for CAFMA. These funds require a replacement plan to reduce depletion.

**Central Yavapai Fire District**  
**Five-Year Revenue & Expense Projection**  
**Final Budget FY 2018 - 2019**

	16 - 17	17 - 18	18 - 19	19 - 20	20 - 21	21 - 22	22 - 23	23 - 24	24 - 25
<b>Revenue</b>									
NAV (1)	560,250,069	597,058,499	636,609,662	686,814,672	740,758,842	799,558,835	859,302,015	915,156,646	974,641,828
% of Change	4.87%	6.57%	6.62%	7.89%	7.85%	7.94%	7.47%	6.50%	6.50%
Total Budget	14,552,730	15,654,194	16,901,072	18,365,211	19,686,743	21,500,204	23,419,149	26,412,833	27,529,811
FDAT (6)	313,900	333,290	333,290	366,547	400,000	400,000	400,000	400,000	400,000
Non-Levy Revenue:									
Carryover	-	-	-	-	-	-	20,000	20,000	20,000
Capital Reserve (5)	20,000	-	-	-	-	-	-	-	-
Misc. Non-Levy Revenue	103,000	38,000	38,000	38,000	55,668	55,668	55,668	55,000	55,000
Total Non-Levy Revenue	123,000	38,000	38,000	38,000	55,668	55,668	75,668	75,000	75,000
Total Levy	14,115,830	15,282,904	16,529,782	17,960,664	19,231,075	21,044,536	22,943,481	25,937,833	27,054,811
% of Change	6.26%	8.27%	8.16%	8.66%	7.07%	9.43%	9.02%	13.05%	4.31%
Projected Tax Rate	\$2.5196	\$2.5598	\$2.5964	\$2.6151	\$2.5961	\$2.6320	\$2.6700	\$2.8343	\$2.7759
Levy Limit	8%	8%	8%	8%	8%	8%	8%	8%	8%
Capacity	27.82%	27.55%	27.39%	26.74%	27.66%	26.23%	25.21%	20.16%	23.85%
<b>Expense</b>									
CAFMA Funding (2)	14,449,230	15,626,194	16,792,072	18,334,211	19,573,243	21,466,704	23,300,649	26,372,833	27,409,811
% of Change	19.35%	8.15%	7.46%	9.18%	6.76%	9.67%	8.54%	13.18%	3.93%
Services & Charges (3)	83,500	8,000	89,000	11,000	93,500	13,500	98,500	20,000	100,000
% of Change	-93.18%	-90.42%	1012.50%	-87.64%	750.00%	-85.56%	629.63%	-79.70%	400.00%
Contingency (4)	20,000	20,000	20,000	20,000	20,000	20,000	20,000	20,000	20,000
% of Change	-97.27%	0.00%	0.00%	0.00%	0.00%	0.00%	0.00%	0.00%	0.00%
<b>Capital Outlay</b>									
Station Repair/Remodel	-	-	-	-	-	-	-	-	-
New Fire Stations/Land	-	-	-	-	-	-	-	-	-
Training Center	-	-	-	-	-	-	-	-	-
Admin Building	-	-	-	-	-	-	-	-	-
Comm Towers/Equip	-	-	-	-	-	-	-	-	-
Type 1 Eng New/Replace	-	-	-	-	-	-	-	-	-
New Multi-Purpose Utility	-	-	-	-	-	-	-	-	-
New Ladder Truck	-	-	-	-	-	-	-	-	-
New Type 3	-	-	-	-	-	-	-	-	-
Water Tenders New/Repl	-	-	-	-	-	-	-	-	-
Joint HAZ MAT Vehicle	-	-	-	-	-	-	-	-	-
Patrols New/Replace	-	-	-	-	-	-	-	-	-
Staff Vehicles	-	-	-	-	-	-	-	-	-
Firefighting/EMS/Rescue	-	-	-	-	-	-	-	-	-
SCBA Repl/Compressor	-	-	-	-	-	-	-	-	-
Miscellaneous Capital	-	-	-	-	-	-	-	-	-
TNT Vehicle Extrication	-	-	-	-	-	-	-	-	-
TIC's	-	-	-	-	-	-	-	-	-
Capital Reserve Acct	-	-	-	-	-	-	-	-	-
<b>Total Capital Outlay</b>	-	-	-	-	-	-	-	-	-
% of Change	-100%	0%	0%	0%	0%	0%	0%	0%	0%
<b>Total Budget</b>	<b>14,552,730</b>	<b>15,654,194</b>	<b>16,901,072</b>	<b>18,365,211</b>	<b>19,686,743</b>	<b>21,500,204</b>	<b>23,419,149</b>	<b>26,412,833</b>	<b>27,529,811</b>
% of Change	3.48%	7.57%	7.97%	8.66%	7.20%	9.21%	8.93%	12.78%	4.23%

**Notes:**

- (1) **Net Assessed Valuations (NAV)** FY 17 - 23 Based upon actual figures received from the Yavapai County Assessor's Office  
FY 24- 26 Based upon projections that Assessed Values will increase 6.5% in FY 24/25 and then in the following years to 6.0% for future years
- (2) **CAFMA Funding** 9.18% with % increases going down over following years.
- (3) **Services & Charges** FY 19/20 decreased due to no election. Changes in this line due to election cycle and assumed 2.5% increase in regular expense.
- (4) **Contingency**  
Computed as follows: FY 19/20 computed at \$20,000 and forward
- (5) **Capital Reserve** This expense is primarily used for offset revenue generated by unused funds in the prior fiscal year.
- (6) **Fire District Assistance Tax (FDAT)**  
FDAT is still maintained at a pro rated amount based on total funds received from the Yavapai County for collected taxes. The maximum allowed by law is \$400,000.

**Chino Valley Fire District**  
**Five-Year Revenue & Expense Projection**  
**Final Budget FY 2018 - 2019**

	16 - 17	17 - 18	18 - 19	19 - 20	20 - 21	21 - 22	22 - 23	23 - 24	24 - 25
<b>Revenue</b>									
NAV (1)	109,186,841	114,122,086	120,815,494	128,940,651	138,380,766	148,731,831	158,703,847	166,639,039	174,970,991
% of Change	1.85%	4.52%	5.87%	6.73%	7.32%	7.48%	6.70%	5.00%	5.00%
Total Budget	3,899,599	4,160,286	4,281,791	4,578,989	4,919,237	5,255,636	5,640,024	6,037,938	6,466,191
FDAT (8)	313,900	333,290	333,290	366,547	400,000	400,000	400,000	400,000	400,000
Non-Levy Revenue:									
Carryover	-	20,000	20,000	20,000	20,000	20,000	20,000	20,000	20,000
Capital Reserve	36,000								
Misc. Non-Levy Revenue	2,000	99,000	2,000	2,000	2,000	2,000	2,000	2,040	2,081
Total Non-Levy Revenue	38,000	119,000	22,000	22,000	22,000	22,000	22,000	22,040	22,081
Total Levy	3,547,699	3,707,996	3,926,501	4,190,442	4,497,237	4,833,636	5,218,024	5,615,898	6,044,110
% of Change	2.90%	4.52%	5.89%	6.72%	7.32%	7.48%	7.95%	7.62%	7.63%
Projected Tax Rate	\$3.2492	\$3.2492	\$3.2499	\$3.2499	\$3.2499	\$3.2499	\$3.2879	\$3.37	\$3.45
Levy Limit	8%	8%	8%	8%	8%	8%	8%	8%	8%
Capacity	44.45%	47.93%	50.04%	51.32%	52.00%	52.52%	52.56%	52.94%	53.31%
<b>Expense</b>									
CAFMA Funding (2)	3,850,599	4,132,286	4,227,791	4,547,989	4,860,737	5,222,136	5,575,524	5,972,326	6,399,438
% of Change	15.71%	7.32%	2.31%	7.57%	6.88%	7.44%	6.77%	7.12%	7.15%
Services & Charges (3)	29,000	8,000	34,000	11,000	38,500	13,500	44,500	45,613	46,753
% of Change	-93.25%	-72.41%	325.00%	-67.65%	250.00%	-64.94%	229.63%	2.50%	2.50%
Contingency (4)	20,000	20,000	20,000	20,000	20,000	20,000	20,000	20,000	20,000
% of Change	-81.95%	0.00%	0.00%	0.00%	0.00%	0.00%	0.00%	0.00%	0.00%
<b>Capital Outlay</b>									
Comm Towers/Equip	-	-	-	-	-	-	-	-	-
Type 1 Eng New/Replace	-	-	-	-	-	-	-	-	-
New Multi-Purpose Utility	-	-	-	-	-	-	-	-	-
New Ladder Truck	-	-	-	-	-	-	-	-	-
New Type 3	-	-	-	-	-	-	-	-	-
Water Tenders New/Repl	-	-	-	-	-	-	-	-	-
Joint HAZ MAT Vehicle	-	-	-	-	-	-	-	-	-
Patrols New/Replace	-	-	-	-	-	-	-	-	-
Staff Vehicles	-	-	-	-	-	-	-	-	-
Firefighting/EMS/Rescue	-	-	-	-	-	-	-	-	-
SCBA Repl/Compressor	-	-	-	-	-	-	-	-	-
Grant Requests	-	-	-	-	-	-	-	-	-
Miscellaneous Capital	-	-	-	-	-	-	-	-	-
TNT Vehicle Extrication	-	-	-	-	-	-	-	-	-
TIC's	-	-	-	-	-	-	-	-	-
Station Generators	-	-	-	-	-	-	-	-	-
Capital Reserve Acct (5)	-	-	-	-	-	-	-	-	-
Total Capital Outlay	-	-	-	-	-	-	-	-	-
% of Change	-100%	0%	0%	0%	0%	0%	0%	0%	0%
Total Budget	3,899,599	4,160,286	4,281,791	4,578,989	4,919,237	5,255,636	5,640,024	6,037,938	6,466,191
% of Change	0.07%	6.68%	2.92%	6.94%	7.43%	6.84%	7.31%	7.06%	7.09%

**Notes:**

- (1) **Net Assessed Valuations (NAV)** FY 17 - 23 Based upon actual figures received from the Yavapai County Assessor's Office  
FY 24 - 26 Based upon projections that Assessed Values will increase 5.0% in FY 24 and FY25 then in the following years to 4.5% forward (due to inflation and possible recession).
- (2) **CAFMA Funding** 7.57% with % increases remaining in the 4-5% range for following years
- (3) **Services & Charges** FY 19/20 decreased due to no election. Changes in this line due to election cycle and assumed 2.5% increase in regular expense.
- (4) **Contingency** FY 17 (and forward) remains at \$20,000
- (5) **Capital Reserve Acct** No longer used on a local level - all held with CAFMA for future needs
- (8) **Fire District Assistance** FDAT is still maintained at a pro rated amount based on total funds received from the Yavapai County for collected taxes. The maximum allowed by law is \$400,000

**CERTIFICATION PURSUANT TO A.R.S. §48-805.02.D**

**Fiscal Year 2022-2023 Budget**

In accordance with the requirements of Arizona Revised Statutes §48-805.02.D, the Chairman and the Clerk of the Central Arizona Fire and Medical Authority Board of Directors hereby certify as follows:

(a) That the District has not incurred any debt or liability in excess of taxes levied and to be collected and the money actually available and unencumbered at that time in the District general fund, except for those liabilities as described in A.R.S. § 48-805, subsection B, paragraph 2, A.R.S. § 48-806, and A.R.S. § 48-807.

(b) That the Central Arizona Fire and Medical Authority complies with subsection F of A.R.S. § 48-805.02.

CERTIFIED THIS 27TH DAY OF JUNE, 2022

By: \_\_\_\_\_  
Chairman  
Central Arizona Fire and Medical Authority Board of Directors

By: \_\_\_\_\_  
Clerk  
Central Arizona Fire and Medical Authority Board of Directors



**CENTRAL ARIZONA FIRE AND MEDICAL AUTHORITY**

**RESOLUTION 2022-04**

**A FORMAL RESOLUTION OF THE BOARD OF THE CENTRAL ARIZONA FIRE AND MEDICAL AUTHORITY TO DESIGNATE THE EQUITY ASSIGNMENT FOR FISCAL YEAR 2022-2023 AS NOTED IN THE GOVERNMENT ACCOUNTING STANDARDS BOARD (GASB) STATEMENT #14 – JOINT VENTURE ACCOUNTING.**

WHEREAS, the Central Arizona Fire and Medical Authority participates in a Joint Powers Authority allowed under ARS Title 48 Section 805.01, and;

WHEREAS, the Central Arizona Fire and Medical Authority Board of Directors annually approves a Fiscal Year budget as directed by ARS Title 48 Section 805.02, and;

WHEREAS, the Central Arizona Fire and Medical Authority, through its approved budget, manages the budgeted funds of the Central Yavapai Fire District and the Chino Valley Fire District for its operation, and;

WHEREAS, the Central Arizona Fire and Medical Authority is participating in Joint Venture Accounting as defined by GASB Statement #14, and;

WHEREAS, the Central Arizona Fire and Medical Authority wishes to clearly designate the assignment of equity for each fiscal year as outlined in GASB Statement #14;

THEREFORE, IT IS HEREBY RESOLVED THAT THE CENTRAL ARIZONA FIRE AND MEDICAL AUTHORITY BOARD OF DIRECTORS, WITH THE ADOPTION OF THE FISCAL YEAR 2023 BUDGET OF \$35,294,331 DESIGNATES THAT FISCAL YEAR 2023 BUDGETED EXPENSES AND REVENUES SHALL BE ASSIGNED AT 80.69% TO THE CENTRAL YAVAPAI FIRE DISTRICT AND 19.31% TO THE CHINO VALLEY FIRE DISTRICT BASED ON THE FUNDING REQUIREMENTS TO THE JPA.

RESOLVED and ADOPTED this 27th day of June, 2022.

---

Board Chairman

ATTEST:

---

Board Clerk

**CENTRAL ARIZONA FIRE AND MEDICAL AUTHORITY**

**Resolution No. 2022-05**

**PUBLIC SAFETY PERSONNEL RETIREMENT SYSTEM PENSION FUNDING  
POLICY**

A FORMAL RESOLUTION OF THE GOVERNING BOARD OF THE CENTRAL ARIZONA FIRE AND MEDICAL AUTHORITY (“CAFMA” or the “Authority”) TO ADOPT A PUBLIC SAFETY PERSONNEL RETIRMENT SYSTEM PENSION FUNDING POLICY

WHEREAS, House Bill 2019, approved by the Governor on April 3, 2018, requires that each governing body of an employer shall annually adopt a pension funding policy that includes funding objectives that address

- How to maintain stability of the governing body’s contributions to the system,
- How and when the governing body’s funding requirements of the system will be met,
- Define the governing body’s funding ration target under the system and the timeline for reaching the targeted funded ratio; and

WHEREAS, the policy must also formally accept the employer’s share of the assets and liabilities under the system based on the system’s actuarial valuation report; and

WHEREAS, the policy must be annually posted on the Authority’s website,

THEREFORE IT IS HEREBY RESOLVED, APPROVED, ADOPTED, AND DIRECTED AS FOLLOWS:

RESOLVED, that the Governing Board of the Central Arizona Fire and Medical Authority, hereby adopts the Pension Funding Policy attached hereto.

APPROVED AND ADOPTED this 27th day of June, 2022.

---

Board Chairman  
Central Arizona Fire and Medical Authority

ATTEST:

---

Board Clerk  
Central Arizona Fire and Medical Authority

# **Central Arizona Fire and Medical Authority Public Safety Personnel Retirement System Pension Funding Policy**

The intent of this policy is to clearly communicate the Authority's pension funding objectives and its commitment to our employees and the sound financial management of the Central Arizona Fire and Medical Authority (CAFMA) and to comply with new statutory requirements of Laws 2018, Chapter 112.

Several terms are used throughout this policy:

**Unfunded Actuarial Accrued Liability (UAAL)** – Is the difference between trust assets and the estimated future cost of pensions earned by employees. This UAAL results from actual results (interest earnings, member mortality, disability rates, etc.) being different from the assumptions used in previous actuarial valuations.

**Annual Required Contribution (ARC)** – Is the annual amount required to pay into the pension funds, as determined through annual actuarial valuations. It is comprised of two primary components: normal pension cost – which is the estimated cost of pension benefits earned by employees in the current year; and, amortization of UAAL – which is the cost needed to cover the unfunded portion of pensions earned by employees in previous years. The UAAL is collected over a period of time referred to as the amortization period. The ARC is a percentage of the current payroll.

**Funded Ratio** – Is a ratio of fund assets to actuarial accrued liability. The higher the ratio the better funded the pension is with 100% being fully funded.

**Intergenerational equity** – Ensures that no generation is burdened by substantially more or less pension costs than past or future generations.

The Central Arizona Fire and Medical Authority's employees who are eligible or regularly assigned hazardous duty participate in the Public Safety Personnel Retirement System (PSPRS).

## **Public Safety Personnel Retirement System (PSPRS)**

PSPRS is administered as an agent multiple-employer pension plan. An agent multiple-employer plan has two main functions: 1) to commingle assets of all plans under its administration, thus achieving economy of scale for more cost efficient investments, and invest those assets for the benefit of all members under its administration and 2) serve as the statewide uniform administrator for the distribution of benefits.

Under an agent multiple-employer plan each agency participating in the plan has an individual trust fund reflecting that agencies' assets and liabilities. Under this plan all contributions are deposited to and distributions are made from that fund's assets, each fund has its own funded ratio and contribution rate, and each fund has a unique annual actuarial valuation. The Central Arizona Fire and Medical Authority has one trust fund for fire employees.

The Authority Board formally accepts the assets, liabilities, and current funding ratio of the Central Arizona Fire and Medical Authority's PSPRS trust funds from the June 30, 2021 actuarial valuation, which are detailed below.

Trust Fund	Assets	Accrued Liability	Unfunded Actuarial Accrued Liability	Funded Ratio
Tier 1 & 2	\$ 53,770,349	\$100,777,848	\$47,007,499	53.4%
Tier 3	\$45,863,401	\$42,733,537	(\$3,129,864)	107.3%
CAFMA Totals	\$ 99,633,750	\$143,511,385	\$43,877,635	69.4%

#### PSPRS Funding Goal

Pensions that are less than fully funded place the cost of service provided in earlier periods (amortization of UAAL) on the current taxpayers. Fully funded pension plans are the best way to achieve taxpayer and member intergenerational equity. Most funds in PSPRS are significantly underfunded and falling well short of the goal of intergenerational equity.

**The Board's PSPRS funding ratio goal is 100% (fully funded) by June 30, 2036.** The Authority Board established this goal for the following reasons:

- The PSPRS trust funds represent only the Central Arizona Fire and Medical Authority's liability
- The fluctuating cost of an UAAL causes strain on the Central Arizona Fire and Medical Authority's budget, affecting our ability to provide services
- A fully funded pension is the best way to achieve taxpayer and member intergenerational equity

The Authority Board has taken the following actions to achieve this goal:

- Maintain ARC payment from operating revenues – The Board is committed to maintaining the full ARC payment (normal cost and UAAL amortization) from operating funds. The estimated combined ARC for FY23 is \$ 5,570,817 and will be able to be paid from operating funds without diminishing Central Arizona Fire and Medical Authority services.
- Due to additional payments above the ARC in Fiscal Year 2022 (\$42,178,028) on September 16, 2021, the new ARC requirement for FY23 is \$1,855,748 and the funding level is 94.6%

Based on these actions the Board plans to achieve its goal of 100% funding before June 30, 2036, in accordance with the amortization timeline set forth by the PSPRS June 30, 2021 Actuarial Valuation.

## **CENTRAL ARIZONA FIRE AND MEDICAL AUTHORITY**

Resolution No. 2022-06  
(Adoption of Fee Schedule)

A FORMAL RESOLUTION OF THE ELECTED BOARD OF THE CENTRAL ARIZONA FIRE & MEDICAL AUTHORITY, TO ADOPT AN APPROPRIATE FEE SCHEDULE FOR IN AUTHORITY AND OUT OF AUTHORITY SERVICES TO BE PROVIDED; MODIFYING ALL PREVIOUS RESOLUTIONS RELATING TO THE SAME; AUTHORIZING THE CHIEF TO PROVIDE APPROPRIATE NOTIFICATION OF THE APPLICABLE FEE SCHEDULE, TO PROVIDE BILLING FOR THE SAME AND COLLECTION EFFORTS RELATING THERETO; AUTHORIZING THE TOWN OF PRESCOTT VALLEY, THE TOWN OF CHINO VALLEY, THE TOWN OF DEWEY HUMBOLDT AND SURROUNDING JURISDICTIONS TO ASSIST IN COLLECTION EFFORTS; AUTHORIZING AN APPELLATE PROCESS FOR PROPERTY OWNERS AND RECIPIENTS OF CENTRAL ARIZONA FIRE AND MEDICAL AUTHORITY SERVICES SUBJECT TO SAID FEE SCHEDULE.

WHEREAS, Central Arizona Fire and Medical Authority ("Authority") has an obligation to its taxpayers to minimize the tax burdens of the property owners within the Authority; and

WHEREAS, the Authority has in the past and does continue to provide an ever expanding description of services to Authority residents and non-Authority residents, taxpayers and non-taxpayers alike; property owners whose properties have not been completely or properly assessed from time to time; specialized services and one-time services to developers and contractors in furtherance of their business ventures in the Authority, services and assistance to and in furtherance of the efforts of other jurisdictions within and without the boundaries of the Authority; and services which add value to properties, businesses and efforts of those either directly owning property within the Authority or providing services relating thereto; and

WHEREAS, it is in the best interest of the Authority to adopt a fee schedule to recover costs associated with the above-referenced services, to assist in the continued growth and expertise of the Authority and its ability to continue to provide such services, to recover for said services direct and indirect expenses which will immediately or eventually burden the Authority and its taxpayers, including but not limited to capitalization expenses, replacement and maintenance expenses, depreciation expenses, manpower and equipment expansion expenses, and continued educational expenses; and

WHEREAS, it is in the best interest of the Authority and to users of services provided by the Authority to develop a predictable, fair, concise and reliable system for charging fees for the above-referenced services and new services to be provided in the future, and to determine which properties should, from time to time, be exempt from fees; and

WHEREAS, it is in the best interest of the Authority and users of the Authority's services to pay said fees in order to promote and protect the public health, safety and welfare of the public; and

WHEREAS, it is in the best interest of the Authority and those to whom the Authority provides services to accommodate and work with other emergency service and governmental jurisdictions, including the Town of Prescott Valley, the City of

Prescott, the Town of Dewey-Humboldt and Yavapai County, as well as neighboring fire districts; and

WHEREAS, the Authority recognizes that there are certain fees which should be recognized as a one-time fee, other fees which should be charged on an ongoing basis, fees which should reflect the additional skill levels required of the Authority's personnel, including administrative, medical and suppression, and fees which recognize the need to replace, maintain, repair and improve specialized equipment and vehicles, as well as expendable and disposable supplies and resources provided in conjunction with both emergency medical and rescue services and suppression services; and

WHEREAS, it is in the best interest of the Authority to continue to develop and acquire additional skills for its personnel, as well as replacements and upgrades to its equipment on an ongoing basis to allow the Authority to plan for future expansion and to meet the demands of the ever-expanding needs of the service users located both in and out of the Authority boundaries; and

WHEREAS, the fee schedule attached as **Exhibit "A"** hereto reflects a schedule developed in conjunction with a reasonable methodology and analysis used for the determination of appropriate fees as described, with the intent of recovering the cost associated with the provision of said services and the addition, maintenance, repair and improvement of said services, equipment and manpower related thereto; and

WHEREAS, it is the intent of the governing body of the Central Arizona Fire and Medical Authority to allow for continued review, improvement and updating of the fee schedule attached hereto and to accommodate the Authority's changing expenses, manpower requirements, the demands of other jurisdictions requesting assistance from the Authority and changes in the use and type of services to be offered by the Authority now and in the future.

NOW THEREFORE, it is hereby RESOLVED that the Central Arizona Fire and Medical Authority governing board hereby adopts the fee schedule attached as **Exhibit "A"** hereto, and all related parts thereto;

FURTHER RESOLVED, that the Fire Chief of the Authority is hereby authorized to expend such funds as may be necessary to educate the public and potential users of services of the Authority of the existence of the fee schedule and the procedure for making use of said services and paying the fees contemplated herein;

FURTHER RESOLVED, that the Fire Chief is hereby further authorized to approve refunds in an amount consistent with his expenditure authority and to determine when credit should be permitted to existing taxpayers of the Authority in recognition of taxes, expenses and fees already paid;

FURTHER RESOLVED, that the Fire Chief of the Authority is hereby authorized to come to an arrangement with the Town of Prescott Valley, the Town of Chino Valley, the City of Prescott, the Town of Dewey-Humboldt and Yavapai County to permit the Town of Prescott Valley, the Town of Chino Valley, the City of Prescott, the Town of Dewey-Humboldt and/or the County of Yavapai to assist in the collection of all said fees, where able, and to submit to the governing board of the Authority any agreements or IGAs necessary for

approval in furtherance thereof;

FURTHER RESOLVED, that there shall be established by the Authority an appellate process to be made available to users of services of the Authority under the terms of the fee schedule attached hereto, permitting said user to protest the amount of fees imposed, the method of payment, refunds or credits in appropriate circumstances, the manner of calculating the contemplated fee, and to permit users to request that, for hardship purposes, said fee be waived in part or deferred in collection under appropriate circumstances;

FURTHER RESOLVED, that the funds collected as a result of the imposition of the fee schedule referenced herein shall be used consistent with and in support of said services contemplated thereby, including payment of the actual and related expenses associated therewith, present and future, for the acquisition, maintenance and repair of equipment used in conjunction therewith, for the payment for personnel and training, and recovery of expenses associated therewith, for the expenses of improving or expanding said services, all consistent with the annual budget approved by the governing board of the Authority, from time to time;

FURTHER RESOLVED, that the Fire Chief and staff for the Authority are hereby authorized to take such action as may be necessary in furtherance of the establishment, dissemination, collection and enforcement of the terms of said fee schedule, to consider further modifications and updates thereto, and to make recommendations to the governing board of the Authority as it relates thereto.

APPROVED AND ADOPTED this 27th day of June, 2022.

---

Board Chairperson

ATTEST:

---

Board Clerk



**OPTION #1**

**\$139.00**

**PER HOUR**

**CENTRAL ARIZONA FIRE AND MEDICAL AUTHORITY**  
**FEE SCHEDULE**  
**Effective February 1, 2022**

Pursuant to Arizona Revised Statute § 48-805(B)(13) the following is the fee schedule for services provided by the Central Arizona Fire and Medical Authority.

**ADMINISTRATION**

**Annexations / Fire Protection Agreements**

Annexation Recording Fee – Resubmittal ..... \$50

Resubmittal fee will be charged if original submission is rejected by the County due to an improper / incorrect legal description

Fire Protection Agreement – New ..... District's current tax rate times Yavapai County Net Assessed Value, plus \$50 administrative fee

<u>Fire Protection Agreement Reinstatement</u>	Original Contract Amount:	Fee:
	\$0-\$999	\$100
	\$1,000-\$1,999	\$200
	\$2,000-\$2,999*	\$300*

Reinstatement fee plus payment in full of new contract amount is due if reinstated within 1 year of cancellation for non-payment

\*\*Additional \$100 fee per each \$1,000 original contract amount

**General**

Credit Card Processing Fee ..... 3%

**Out-of-District Responses** ..... Based on rates of current State Forester's Cooperative Fire Rate Agreement

**Records**

Incident / EMS / Fire Investigation Reports .....	\$20
Photos .....	\$10
Public Records (per page) .....	\$0.10
Staff Time (per hour) .....	Actual
Additional Charge to Mail Request .....	\$2

**EMS**

Babysitting Class .....	\$40
CPR Health Care Provider .....	\$50
CPR Heartsaver with AED and First Aid .....	\$50
CPR BLS Text Book .....	\$15
EMT Basic Challenge Course .....	\$125
Paramedic Refresher Course (5-day) .....	\$450
<u>Paramedic Rider Fee &amp; Equipment (Assigned BLS Ambulance Transport Requires CEP) (Per Hour)</u> .....	<u>\$139</u>

<b>FACILITY USE (except Training Center)</b>
--

Classroom / Conference Room – Includes AV Equipment, up to 4-hours ...	\$25
Classroom / Conference Room – Includes AV Equipment, full day .....	\$50
Non-refundable Cleaning Deposit – required if food or beverages are allowed .....	\$100

<b>FLEET MAINTENANCE</b>
--------------------------

Vehicle Repair (per hour) .....	\$106.75
---------------------------------	----------

<b>PREVENTION</b>
-------------------

CAFMA's business hours are Monday – Thursday, 7:00 a.m. – 5:00 p.m., excluding federally recognized holidays. Fees for services performed after business hours include before 7:00 a.m. and after 5:00 p.m. Monday - Thursday, weekends (Friday, Saturday, Sunday), and holidays.

<b>Operational Permits</b>
----------------------------

<b>Amusement Building</b> .....	\$258	Per submittal
Inspection during business hours		
<b>Amusement Building</b> .....	\$508	Per submittal
Inspection after business hours		
<b>Blasting</b> .....	\$283	Per submittal
<b>Commercial Burn Permit</b> .....	\$133	Per submittal
<b>Carnival</b> .....	\$408	Per submittal
Inspection during business hours		
<b>Carnival</b> .....	\$508	Per submittal
Inspection after business hours		
<b>Special Event</b> .....	\$97	Per submittal
Inspection during business hours		
<b>Special Event</b> .....	\$312	Per submittal
Inspection after business hours		
<b>Fire Performers</b> .....	\$158	Per submittal
Inspection during business hours		
<b>Fire Performers</b> .....	\$433	Per submittal
Inspection after business hours		
<b>Hot Work Operations</b> .....	\$133	Per submittal
Welding, soldering, brazing, hot kettles		
<b>Additional Hot Work Operations</b> .....	\$25	Per permit
Within a 10-mile radius of original hot work		
<b>Fire Hydrant Flow Test</b> .....	\$121	Per submittal

### Operational Permits, Continued

<b>Additional Fire Hydrant Flow Test</b> .....	\$38	Per Fire Hydrant
Additional hydrants within a 10-mile radius of original fire hydrant		
<b>Mobile Food Unit</b> .....	N/A	Per vehicle
Annual inspection only; not including suppression system acceptance		
<b>Pyrotechnics</b> .....	\$533	Per display / show
Additional fee for operational standby may be required		
<b>Pyrotechnics</b> .....	\$300	Per additional show
Additional show(s), same location		
<b>Tent or Membrane Structure</b> .....	\$283	Per tent / membrane
Inspection during business hours		
<b>Tent or Membrane Structure</b> .....	\$508	Per tent / membrane
Inspection after business hours		
<b>Tent or Membrane Structure</b> .....	\$50	Per additional tent
Additional tent(s); same vendor, same location		
<b>Other Operational Permit</b> .....	\$283	Per permit
Inspection during business hours; fees are based on other operations or event inspections not listed		

### Construction Permits

<b>Access Gate</b> .....	\$258	Per submittal
<b>Access Gate</b> .....	\$25	Per gate
Additional gate(s), same property		
<b>Alternative Systems</b> .....	\$458	Per submittal
<b>CO<sub>2</sub> Beverage Systems</b> .....	\$258	Per submittal
<b>Commercial Fire Sprinkler System</b> .....	\$683	Per submittal
Up to 10,000 sq. ft. Base fee + \$0.03 per sq. ft. over 10,000		
<b>Fire Alarm</b> .....	\$483	Per submittal
Up to 10,000 sq. ft. Base fee + \$0.03 per sq. ft. over 10,000		
<b>Fire Main / FDC</b> .....	\$508	Per submittal
<b>Fire Pump</b> .....	\$358	Per submittal
<b>Gas Detection System</b> .....	\$258	Per submittal
Up to 10,000 sq. ft. Base fee + \$0.03 per sq. ft. over 10,000		
<b>Kitchen / Industrial System</b> .....	\$283	Per submittal
<b>LPG / Above Grade Fuel Tank</b> .....	\$283	Per submittal

### Construction Permits, Continued

<b>Residential Fire Sprinkler System</b> .....	\$458	Per submittal
Up to 10,000 sq. ft. Base fee + \$0.03 per sq. ft. over 10,000		
<b>Water Tank for Private Fire Protection</b> .....	\$209	Per submittal
Excludes listed NFPA 13D single family residential pump & tank		
<b>Water Tank for Commercial Fire Protection</b> .....	\$209	Per submittal
<b>Fire Protection System Demolition</b> .....	\$258	Per submittal
Includes all fire protection systems, i.e. fire sprinklers and fire alarms		
<b>Other Construction Permit</b> .....	\$358	Per submittal
Required construction permit not already listed		
Up to 10,000 sq. ft. Base fee + \$0.03 per sq. ft. over 10,000		

### Construction Modification Permits

<b>Commercial Fire Sprinkler Modification</b> .....	\$433	Per submittal
Up to 10,000 sq. ft. Base fee + \$0.03 per sq. ft. over 10,000		
<b>Fire Alarm Modification</b> .....	\$308	Per submittal
Up to 10,000 sq. ft. Base fee + \$0.03 per sq. ft. over 10,000		
<b>Gas Detection System</b> .....	\$208	Per submittal
Up to 10,000 sq. ft. Base fee + \$0.03 per sq. ft. over 10,000		
<b>Kitchen / Industrial System Modification</b> .....	\$208	Per submittal
<b>Residential Fire Sprinkler Modification</b> .....	\$333	Per submittal
Up to 10,000 sq. ft. Base fee + \$0.03 per sq. ft. over 10,000		
<b>Fire Pump Modification</b> .....	\$293	Per submittal

### Miscellaneous Fees

<b>Plan Review Resubmittal</b> .....	\$108	Per submittal
Up to 10,000 sq. ft. Base fee + \$0.03 per sq. ft. over 10,000		
<b>Expedited Plan Review</b> .....	\$572	Per submittal
Operational Permits Only		
<b>Reinspection – Failed Inspection</b> .....	\$125	Per inspection
<b>Reinspection – Failure to Install Per Plans</b> .....	\$125	Per inspection
<b>Reinspection – Failure to Pretest Fire Protection System</b> .....	\$125	Per inspection
<b>Reinspection – No Show</b> .....	\$125	Per inspection

### Miscellaneous Fees, Continued

<b>Reinspection – Not Otherwise Specified</b> .....	\$125	Per inspection
<b>After-Hours Construction Inspection</b> .....	\$75	Per hour,
4-hour minimum		per inspector
<b>Multi-Story Building Inspection – Fire Sprinklers and Fire Alarm</b> .....	\$125	Per floor
In addition to installation permit fee		above 2 floors
<b>Fire Watch / Standby – Fire Code Official</b> .....	\$75	Per hour
4-hour minimum. Does not include operational standby		
<b>Expired Permit Replacement</b> .....	50%	of original
Permit has been expired less than 180 days*		permit fee
<b>Expired Permit Replacement</b> .....	100%	of original
Permit has been expired more than 180 days		permit fee
<b>Out-of-District Fire Investigations</b> .....		Investigator's hourly
During business hours		wage plus employee
		related expenses
<b>Out-of-District Fire Investigations</b> .....		Investigator's overtime
After business hours		wage plus employee
		related expenses
<b>Unpermitted Work / Unpermitted Event</b> .....	300%	of original
		permit fee

\*Other restrictions / conditions apply. Refer to the 2018 IFC or contact the Prevention Division for more information.

### TRAINING CENTER

Facility Fee Type	Occasional User	Regular User	Partnership
<b>Classroom #1 or #2</b> Includes AV Equipment (per hour, 4-hr. min; \$500 deposit may be required)	\$50	\$42.50	\$37.50
After 4 hours (per hr.)	\$40	\$40	N/A
<b>Instructor</b> (per hour, 4-hour min)	\$55	\$55	\$55
<b>Burn Tower</b> (per hour, 4-hour min) <a href="#">Note #1</a>	\$75 plus metered gas usage	\$63.75 plus metered gas usage	\$56.25 plus metered gas usage
<b>Class A Burn Building</b> (per hour, 4-hr. min) <a href="#">Note #1</a>	\$75 plus metered gas usage	\$63.75 plus metered gas usage	\$56.25 plus metered gas usage

Central Arizona Fire and Medical Authority  
Fee Schedule  
Effective 02/01/2022

Facility Fee Type	Occasional User	Regular User	Partnership
<b>Prop Technician</b> (per hour, if required by Risk Management Agreement)	\$55	\$55	\$55
<b>Safety Officer</b> (per hour, if required by Risk Management Agreement)	\$55	\$55	\$55
<b>Flashover Chamber</b> (per hour, 4-hr. min) <a href="#">Note #1</a>	\$75 plus materials	\$63.75 plus materials	\$56.25 plus materials
<b>Driver Training area / general outside usage</b> (per hour, 4-hr. min)	\$50 plus materials	\$42.50 plus materials	\$37.50 plus materials
<b>Confined Space Prop</b> (per hour, 4-hr. min)	\$35	\$29.75	\$26.25
<b>Apparatus</b> (engine, truck, utility or water tender) (per hour, 4-hr. min)	\$75.00	\$63.75	\$56.25
<b>Outdoor Covered Classroom</b> (per hour, 4-hr. min)	\$35	\$29.75	\$26.25
<b>SCBA Compressor</b> (per day)	\$150	\$127.50	\$112.50
<b>Burn Props</b> – car fire, flammable liquid fire, dumpster fire, etc. (per hour, 4-hr. min) <a href="#">Note #1</a>	\$35 plus metered gas usage	\$29.75 plus metered gas usage	\$26.25 plus metered gas usage
<b>Forcible Entry Prop</b> (per hour, will adjust based on market costs)	\$35 plus lock replacement fee	\$29.75 plus lock replacement fee	\$26.25 plus lock replacement fee
<b>Salvage cars</b> (per car, will adjust based on market costs)	\$150	\$127.50 <a href="#">Note #3</a>	\$112.50 <a href="#">Note #3</a>
<b>Equipment rental</b> (extrication equip., chain saws, TICs) (per hour, 4-hr. min)	\$60	\$51	\$45
<b>Propane Gas</b> (per gallon, will adjust based on market costs)	\$3	\$3	\$3
<b>Plywood, Particle Board</b> (per 4'x8' sheet, will adjust based on market costs)	\$22	\$22	\$22
<b>Sheetrock</b> (per 4'x8' sheet, will adjust based on market costs)	\$15	\$15	\$15

Central Arizona Fire and Medical Authority  
Fee Schedule  
Effective 02/01/2022

Facility Fee Type	Occasional User	Regular User	Partnership
<b>Liquid Smoke</b> (per gallon) <a href="#">Note #2</a>	\$60	\$51	\$48
<b>CPAT Building</b> (per hour, 4-hr. min)	\$75	\$63.75	\$56.25

**Note #1:** These props must be operated by a qualified Prop technician as recognized by CAFMA.

**Note #2:** Liquid smoke brought in by other agencies must meet CAFMA specifications for prop use.

**Note #3:** Vehicles purchased or brought in by other agencies for extrication training must meet CAFMA standards for extrication.



**OPTION #2**

**\$550.00**

**FLAT RATE**

# CENTRAL ARIZONA FIRE AND MEDICAL AUTHORITY FEE SCHEDULE

Effective February 1, 2022

Pursuant to Arizona Revised Statute § 48-805(B)(13) the following is the fee schedule for services provided by the Central Arizona Fire and Medical Authority.

## ADMINISTRATION

### Annexations / Fire Protection Agreements

Annexation Recording Fee – Resubmittal ..... \$50

Resubmittal fee will be charged if original submission is rejected by the County due to an improper / incorrect legal description

Fire Protection Agreement – New ..... District's current tax rate times Yavapai County Net Assessed Value, plus \$50 administrative fee

<u>Fire Protection Agreement Reinstatement</u>	Original Contract Amount:	Fee:
	\$0-\$999	\$100
	\$1,000-\$1,999	\$200
	\$2,000-\$2,999*	\$300*

Reinstatement fee plus payment in full of new contract amount is due if reinstated within 1 year of cancellation for non-payment

\*\*Additional \$100 fee per each \$1,000 original contract amount

### General

Credit Card Processing Fee ..... 3%

**Out-of-District Responses** ..... Based on rates of current State Forester's Cooperative Fire Rate Agreement

### Records

Incident / EMS / Fire Investigation Reports .....	\$20
Photos .....	\$10
Public Records (per page) .....	\$0.10
Staff Time (per hour) .....	Actual
Additional Charge to Mail Request .....	\$2

## EMS

Babysitting Class .....	\$40
CPR Health Care Provider .....	\$50
CPR Heartsaver with AED and First Aid .....	\$50
CPR BLS Text Book .....	\$15
EMT Basic Challenge Course .....	\$125
Paramedic Refresher Course (5-day) .....	\$450
<u>Paramedic Rider Fee &amp; Equipment (Assigned BLS Ambulance Transport Requires CEP) (Flat Rate)</u> .....	<u>\$550</u>

<b>FACILITY USE (except Training Center)</b>
--

Classroom / Conference Room – Includes AV Equipment, up to 4-hours ...	\$25
Classroom / Conference Room – Includes AV Equipment, full day .....	\$50
Non-refundable Cleaning Deposit – required if food or beverages are allowed .....	\$100

<b>FLEET MAINTENANCE</b>
--------------------------

Vehicle Repair (per hour) .....	\$106.75
---------------------------------	----------

<b>PREVENTION</b>
-------------------

CAFMA's business hours are Monday – Thursday, 7:00 a.m. – 5:00 p.m., excluding federally recognized holidays. Fees for services performed after business hours include before 7:00 a.m. and after 5:00 p.m. Monday - Thursday, weekends (Friday, Saturday, Sunday), and holidays.

<b>Operational Permits</b>
----------------------------

<b>Amusement Building</b> .....	\$258	Per submittal
Inspection during business hours		
<b>Amusement Building</b> .....	\$508	Per submittal
Inspection after business hours		
<b>Blasting</b> .....	\$283	Per submittal
<b>Commercial Burn Permit</b> .....	\$133	Per submittal
<b>Carnival</b> .....	\$408	Per submittal
Inspection during business hours		
<b>Carnival</b> .....	\$508	Per submittal
Inspection after business hours		
<b>Special Event</b> .....	\$97	Per submittal
Inspection during business hours		
<b>Special Event</b> .....	\$312	Per submittal
Inspection after business hours		
<b>Fire Performers</b> .....	\$158	Per submittal
Inspection during business hours		
<b>Fire Performers</b> .....	\$433	Per submittal
Inspection after business hours		
<b>Hot Work Operations</b> .....	\$133	Per submittal
Welding, soldering, brazing, hot kettles		
<b>Additional Hot Work Operations</b> .....	\$25	Per permit
Within a 10-mile radius of original hot work		

Central Arizona Fire and Medical Authority  
Fee Schedule  
Effective 02/01/2022

<b>Fire Hydrant Flow Test</b> .....	\$121	Per submittal
<b>Operational Permits, Continued</b>		
<b>Additional Fire Hydrant Flow Test</b> .....	\$38	Per Fire Hydrant
Additional hydrants within a 10-mile radius of original fire hydrant		
<b>Mobile Food Unit</b> .....	N/A	Per vehicle
Annual inspection only; not including suppression system acceptance		
<b>Pyrotechnics</b> .....	\$533	Per display / show
Additional fee for operational standby may be required		
<b>Pyrotechnics</b> .....	\$300	Per additional show
Additional show(s), same location		
<b>Tent or Membrane Structure</b> .....	\$283	Per tent / membrane
Inspection during business hours		
<b>Tent or Membrane Structure</b> .....	\$508	Per tent / membrane
Inspection after business hours		
<b>Tent or Membrane Structure</b> .....	\$50	Per additional tent
Additional tent(s); same vendor, same location		
<b>Other Operational Permit</b> .....	\$283	Per permit
Inspection during business hours; fees are based on other operations or event inspections not listed		
<b>Construction Permits</b>		
<b>Access Gate</b> .....	\$258	Per submittal
<b>Access Gate</b> .....	\$25	Per gate
Additional gate(s), same property		
<b>Alternative Systems</b> .....	\$458	Per submittal
<b>CO<sub>2</sub> Beverage Systems</b> .....	\$258	Per submittal
<b>Commercial Fire Sprinkler System</b> .....	\$683	Per submittal
Up to 10,000 sq. ft. Base fee + \$0.03 per sq. ft. over 10,000		
<b>Fire Alarm</b> .....	\$483	Per submittal
Up to 10,000 sq. ft. Base fee + \$0.03 per sq. ft. over 10,000		
<b>Fire Main / FDC</b> .....	\$508	Per submittal
<b>Fire Pump</b> .....	\$358	Per submittal
<b>Gas Detection System</b> .....	\$258	Per submittal
Up to 10,000 sq. ft. Base fee + \$0.03 per sq. ft. over 10,000		
<b>Kitchen / Industrial System</b> .....	\$283	Per submittal

<b>LPG / Above Grade Fuel Tank .....</b>	<b>\$283</b>	<b>Per submittal</b>
<b>Construction Permits, Continued</b>		
<b>Residential Fire Sprinkler System .....</b>	<b>\$458</b>	<b>Per submittal</b>
Up to 10,000 sq. ft. Base fee + \$0.03 per sq. ft. over 10,000		
<b>Water Tank for Private Fire Protection .....</b>	<b>\$209</b>	<b>Per submittal</b>
Excludes listed NFPA 13D single family residential pump & tank		
<b>Water Tank for Commercial Fire Protection .....</b>	<b>\$209</b>	<b>Per submittal</b>
<b>Fire Protection System Demolition .....</b>	<b>\$258</b>	<b>Per submittal</b>
Includes all fire protection systems, i.e. fire sprinklers and fire alarms		
<b>Other Construction Permit .....</b>	<b>\$358</b>	<b>Per submittal</b>
Required construction permit not already listed		
Up to 10,000 sq. ft. Base fee + \$0.03 per sq. ft. over 10,000		
<b>Construction Modification Permits</b>		
<b>Commercial Fire Sprinkler Modification .....</b>	<b>\$433</b>	<b>Per submittal</b>
Up to 10,000 sq. ft. Base fee + \$0.03 per sq. ft. over 10,000		
<b>Fire Alarm Modification .....</b>	<b>\$308</b>	<b>Per submittal</b>
Up to 10,000 sq. ft. Base fee + \$0.03 per sq. ft. over 10,000		
<b>Gas Detection System .....</b>	<b>\$208</b>	<b>Per submittal</b>
Up to 10,000 sq. ft. Base fee + \$0.03 per sq. ft. over 10,000		
<b>Kitchen / Industrial System Modification .....</b>	<b>\$208</b>	<b>Per submittal</b>
<b>Residential Fire Sprinkler Modification .....</b>	<b>\$333</b>	<b>Per submittal</b>
Up to 10,000 sq. ft. Base fee + \$0.03 per sq. ft. over 10,000		
<b>Fire Pump Modification .....</b>	<b>\$293</b>	<b>Per submittal</b>
<b>Miscellaneous Fees</b>		
<b>Plan Review Resubmittal .....</b>	<b>\$108</b>	<b>Per submittal</b>
Up to 10,000 sq. ft. Base fee + \$0.03 per sq. ft. over 10,000		
<b>Expedited Plan Review .....</b>	<b>\$572</b>	<b>Per submittal</b>
Operational Permits Only		
<b>Reinspection – Failed Inspection .....</b>	<b>\$125</b>	<b>Per inspection</b>
<b>Reinspection – Failure to Install Per Plans .....</b>	<b>\$125</b>	<b>Per inspection</b>
<b>Reinspection – Failure to Pretest Fire Protection System</b>	<b>\$125</b>	<b>Per inspection</b>

**Reinspection – No Show** ..... \$125 Per inspection

**Miscellaneous Fees, Continued**

**Reinspection – Not Otherwise Specified** ..... \$125 Per inspection

**After-Hours Construction Inspection** ..... \$75 Per hour,  
4-hour minimum per inspector

**Multi-Story Building Inspection – Fire Sprinklers and  
Fire Alarm** ..... \$125 Per floor  
above 2 floors

In addition to installation permit fee

**Fire Watch / Standby – Fire Code Official** ..... \$75 Per hour  
4-hour minimum. Does not include operational standby

**Expired Permit Replacement** ..... 50% of original  
Permit has been expired less than 180 days\* permit fee

**Expired Permit Replacement** ..... 100% of original  
Permit has been expired more than 180 days permit fee

**Out-of-District Fire Investigations** ..... Investigator's hourly  
During business hours wage plus employee  
related expenses

**Out-of-District Fire Investigations** ..... Investigator's overtime  
After business hours wage plus employee  
related expenses

**Unpermitted Work / Unpermitted Event** ..... 300% of original  
permit fee

\*Other restrictions / conditions apply. Refer to the 2018 IFC or contact the  
Prevention Division for more information.

**TRAINING CENTER**

Facility Fee Type	Occasional User	Regular User	Partnership
<b>Classroom #1 or #2</b> Includes AV Equipment (per hour, 4-hr. min; \$500 deposit may be required)  After 4 hours (per hr.)	\$50   \$40	\$42.50   \$40	\$37.50   N/A
<b>Instructor</b> (per hour, 4-hour min)	\$55	\$55	\$55
<b>Burn Tower</b> (per hour, 4-hour min) <a href="#">Note #1</a>	\$75 plus metered gas usage	\$63.75 plus metered gas usage	\$56.25 plus metered gas usage

Central Arizona Fire and Medical Authority  
Fee Schedule  
Effective 02/01/2022

<b>Class A Burn Building</b> (per hour, 4-hr. min) <a href="#">Note #1</a>	\$75 plus metered gas usage	\$63.75 plus metered gas usage	\$56.25 plus metered gas usage
<b>Facility Fee Type</b>	<b>Occasional User</b>	<b>Regular User</b>	<b>Partnership</b>
<b>Prop Technician</b> (per hour, if required by Risk Management Agreement)	\$55	\$55	\$55
<b>Safety Officer</b> (per hour, if required by Risk Management Agreement)	\$55	\$55	\$55
<b>Flashover Chamber</b> (per hour, 4-hr. min) <a href="#">Note #1</a>	\$75 plus materials	\$63.75 plus materials	\$56.25 plus materials
<b>Driver Training area / general outside usage</b> (per hour, 4-hr. min)	\$50 plus materials	\$42.50 plus materials	\$37.50 plus materials
<b>Confined Space Prop</b> (per hour, 4-hr. min)	\$35	\$29.75	\$26.25
<b>Apparatus</b> (engine, truck, utility or water tender) (per hour, 4-hr. min)	\$75.00	\$63.75	\$56.25
<b>Outdoor Covered Classroom</b> (per hour, 4-hr. min)	\$35	\$29.75	\$26.25
<b>SCBA Compressor</b> (per day)	\$150	\$127.50	\$112.50
<b>Burn Props</b> – car fire, flammable liquid fire, dumpster fire, etc. (per hour, 4-hr. min) <a href="#">Note #1</a>	\$35 plus metered gas usage	\$29.75 plus metered gas usage	\$26.25 plus metered gas usage
<b>Forcible Entry Prop</b> (per hour, will adjust based on market costs)	\$35 plus lock replacement fee	\$29.75 plus lock replacement fee	\$26.25 plus lock replacement fee
<b>Salvage cars</b> (per car, will adjust based on market costs)	\$150	\$127.50 <a href="#">Note #3</a>	\$112.50 <a href="#">Note #3</a>
<b>Equipment rental</b> (extrication equip., chain saws, TICs) (per hour, 4-hr. min)	\$60	\$51	\$45
<b>Propane Gas</b> (per gallon, will adjust based on market costs)	\$3	\$3	\$3
<b>Plywood, Particle Board</b>	\$22	\$22	\$22

Central Arizona Fire and Medical Authority  
Fee Schedule  
Effective 02/01/2022

(per 4'x8' sheet, will adjust based on market costs)			
<b>Sheetrock</b> (per 4'x8' sheet, will adjust based on market costs)	\$15	\$15	\$15
<b>Facility Fee Type</b>	<b>Occasional User</b>	<b>Regular User</b>	<b>Partnership</b>
<b>Liquid Smoke</b> (per gallon) <a href="#">Note #2</a>	\$60	\$51	\$48
<b>CPAT Building</b> (per hour, 4-hr. min)	\$75	\$63.75	\$56.25

- Note #1:** These props must be operated by a qualified Prop technician as recognized by CAFMA.
- Note #2:** Liquid smoke brought in by other agencies must meet CAFMA specifications for prop use.
- Note #3:** Vehicles purchased or brought in by other agencies for extrication training must meet CAFMA standards for extrication.