

**CENTRAL YAVAPAI FIRE DISTRICT - GENERAL FUND**  
**CHECK RECONCILIATION JUNE, 2022**

<b>Reconciliation:</b>	
Beginning Balance:	\$ 723,390.51
Deposits:	\$ 81,548.35
Transfer Out - Fire Authority:	\$ (381,063.25)
Other: Treasurer Error - BDS Fee	\$ (350.00)
Interest Paid on Tax Roll Corrections:	\$ (0.23)
Fire District Deposit	\$ 5,124.13
Other: B.O.S. Sale	\$ 842.36
<b>Ending Balance:</b>	<b>\$ 429,491.87</b>

Difference Between Balances: \$ -

<b>Deposits Per Bank Statement:</b>	
Real Estate Taxes:	\$ 73,073.51
Personal Property Taxes:	\$ 6,464.32
Fire District Assistance Tax:	\$ 2,010.52
Interest Income:	\$ -
Transfer to CAFMA:	\$ 381,063.25
Fire District Deposits:	\$ 5,124.13
Adjustment: Tax Roll Corrections	\$ 0.23
Other: B.O.S. Sale	\$ 842.36
Other: Treasurer Error- BDS Fees	\$ 350.00
<b>Ending Balance:</b>	<b>\$ 468,928.32</b>

<b>Bank Statement Balance:</b>	
Balance Per Bank:	\$ 429,491.87
Outstanding Checks:	\$ -
Outstanding Deposits:	\$ -
<b>Ending Balance:</b>	<b>\$ 429,491.87</b>

G/L Ending Balance: \$ 429,491.87

**\$ 429,491.87**

<b>Bank Reconciliation Register:</b>	
Checks From Accounts Payable:	\$ -
Prior Period Adjustment:	
Other:	
<b>Total:</b>	<b>\$ -</b>

Deposits From Accounts Receivable: \$ 5,124.13

Journal Entries From General Ledger: \$ 463,804.19

Outstanding Transfer:

Outstanding Deposit:

**Ending Balance: \$ 468,928.32**

Reconciliation Approved By:

**Scott Freitag**

Digitally signed by Scott Freitag  
Date: 2022.08.15 14:24:20  
-07'00'

*Scott Freitag, Fire Chief*

Reconciliation Reviewed By:

**Dave Tharp**

Digitally signed by Dave Tharp  
Date: 2022.08.11 08:42:48  
-07'00'

*David Tharp, Assistant Chief of Administration*

Reconciliation Prepared By:

**Karen Mauldin**

Digitally signed by Karen Mauldin  
Date: 2022.08.09 16:43:32 -07'00'

*Karen Mauldin, Finance Manager*

**CENTRAL YAVAPAI FIRE DISTRICT**  
**General Fund Tax Collection Information**

Total Levy Month	FY 16-17 Collected	FY 17-18 Collected	FY 18-19 Collected	FY 19-20 Collected	FY 20-21 Collected	FY 21-22 Collected	FY 22-23 Collected
July	\$50,468	\$47,993	\$48,809	\$53,398	\$113,844	\$91,719	\$79,538
%	0.358%	0.295%	0.295%	0.297%	0.586%	0.436%	0.347%
% To Date	0.3575%	0.2947%	0.2953%	0.2973%	0.5861%	0.4358%	0.3467%
August	\$26,519	\$25,442	\$29,028	\$18,645	\$21,440	\$30,145	\$0
%	0.188%	0.156%	0.176%	0.104%	0.110%	0.143%	0.000%
% To Date	0.5454%	0.4510%	0.4709%	0.4011%	0.6965%	0.5791%	0.3467%
September	\$789,429	\$768,730	\$136,335	\$151,569	\$38,040	\$272,297	\$0
%	5.592%	4.721%	0.825%	0.844%	0.196%	1.294%	0.000%
% To Date	6.1377%	5.1721%	1.2957%	1.2450%	0.8924%	1.8730%	0.3467%
October	\$3,589,494	\$6,179,209	\$6,735,649	\$7,842,869	\$7,733,468	\$8,922,036	\$0
%	25.428%	37.949%	40.749%	43.667%	39.816%	42.397%	0.000%
% To Date	31.5659%	43.1211%	42.0442%	44.9119%	40.7084%	44.2696%	0.3467%
November	\$3,154,358	\$1,286,322	\$2,208,068	\$1,675,932	\$2,373,821	\$2,237,664	\$0
%	22.346%	7.900%	13.358%	9.331%	12.222%	10.633%	0.000%
% To Date	53.9115%	51.0210%	55.4024%	54.2431%	52.9301%	54.9027%	0.3467%
December	\$896,697	\$987,194	\$1,064,960	\$1,336,392	\$1,753,590	\$1,651,663	\$0
%	6.3522%	6.0628%	6.4427%	7.4407%	9.0284%	7.8485%	0.0000%
% To Date	60.2637%	57.0837%	61.8450%	61.6837%	61.9585%	62.7512%	0.3467%
January	\$368,574	\$609,745	\$416,757	\$428,512	\$450,460	\$783,026	\$0
%	2.6110%	3.7447%	2.5212%	2.3858%	2.3192%	3.7209%	0.0000%
% To Date	62.8747%	60.8284%	64.3663%	64.0696%	64.2777%	66.4721%	0.3467%
February	\$394,891	\$350,747	\$328,790	\$452,992	\$306,355	\$262,589	\$0
%	2.7974%	2.1541%	1.9891%	2.5221%	1.5773%	1.2478%	0.0000%
% To Date	65.6721%	62.9825%	66.3554%	66.5917%	65.8550%	67.7199%	0.3467%
March	\$606,436	\$629,128	\$657,391	\$623,229	\$520,420	\$466,650	\$0
%	4.2960%	3.8637%	3.9770%	3.4700%	2.6794%	2.2175%	0.0000%
% To Date	69.9681%	66.8462%	70.3324%	70.0617%	68.5344%	69.9373%	0.3467%
April	\$3,343,070	\$3,414,235	\$3,987,889	\$4,164,352	\$4,734,267	\$5,079,814	\$0
%	23.6824%	20.9682%	24.1255%	23.1860%	24.3745%	24.1387%	0.0000%
% To Date	93.6506%	87.8145%	94.4579%	93.2476%	92.9089%	94.0761%	0.3467%
May	\$678,353	\$813,680	\$695,530	\$837,799	\$840,183	\$919,524	\$0
%	4.8055%	4.9971%	4.2077%	4.6646%	4.3257%	4.3695%	0.0000%
% To Date	98.4561%	92.8116%	98.6656%	97.9123%	97.2346%	98.4455%	0.3467%
June	\$183,806	\$187,184	\$220,679	\$201,547	\$325,848	\$366,962	\$0
%	1.3021%	1.1496%	1.3350%	1.1222%	1.6776%	1.7438%	0.0000%
% To Date	99.7582%	93.9612%	100.0006%	99.0344%	98.9122%	100.1893%	0.3467%
TOTALS	\$14,082,095	\$15,299,608	\$16,529,886	\$17,787,237	\$19,211,735	\$21,084,089	\$79,538
Delinquency	0.2418%	6.0388%	-0.0006%	0.9656%	1.0878%	-0.1893%	99.6533%

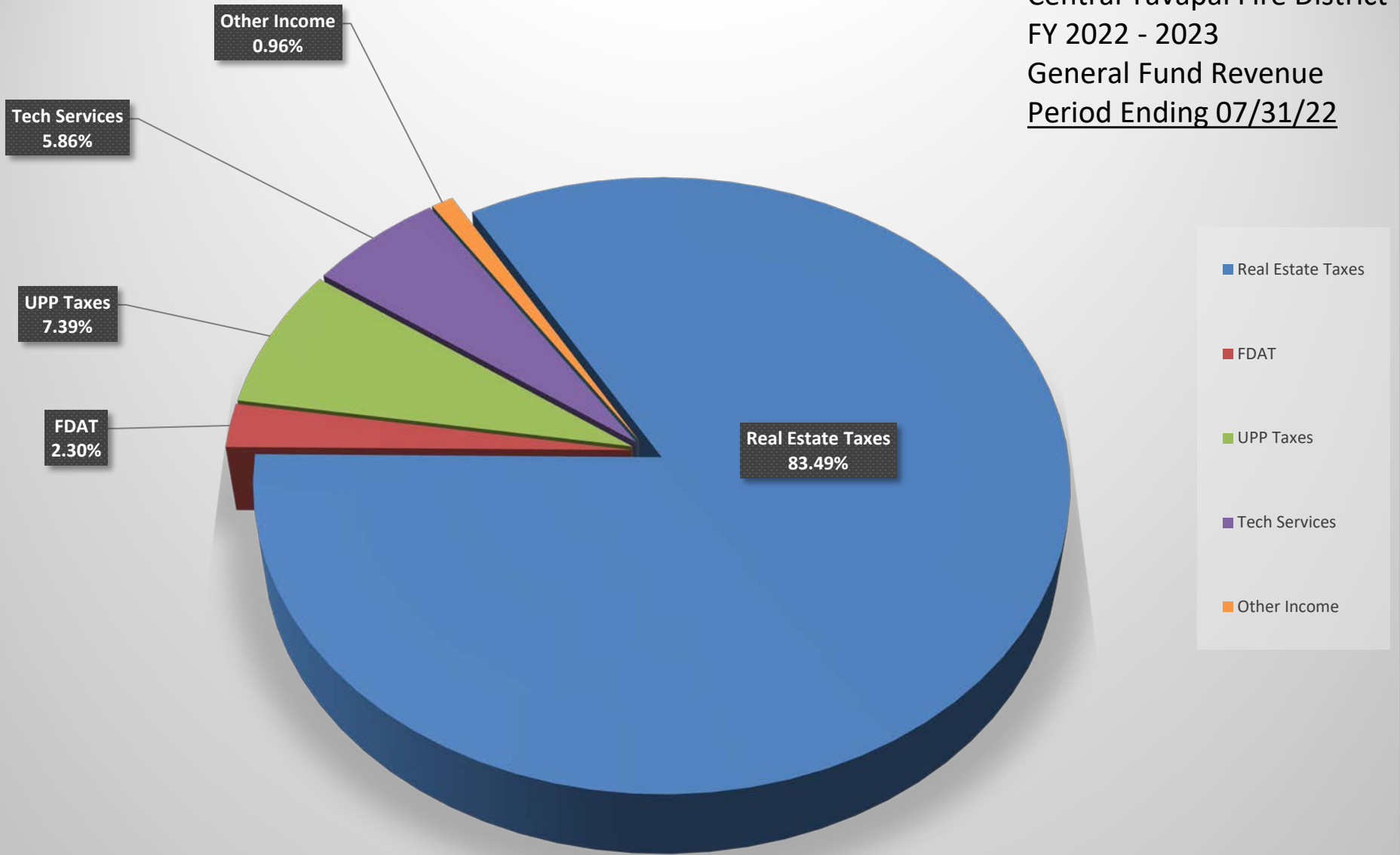




**CENTRAL YAVAPAI FIRE DISTRICT  
REVENUE GRAPH DATA**

	<b>Revenue</b>	<b>Budget</b>	<b>%</b>
Real Estate Taxes	\$ 73,074	\$ 22,943,481	83.49
FDAT	\$ 2,011	\$ 400,000	2.30
UPP Taxes	\$ 6,464	\$ -	7.39
Tech Services	\$ 5,124	\$ 55,668	5.86
Interest Income	\$ -	\$ -	0.00
Other Income	\$ 842	\$ -	0.96
<b>TOTALS:</b>	<b>\$ 87,515</b>	<b>\$ 23,399,149</b>	<b>100.00</b>

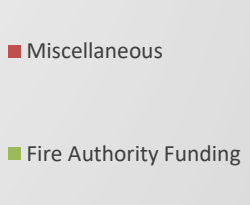
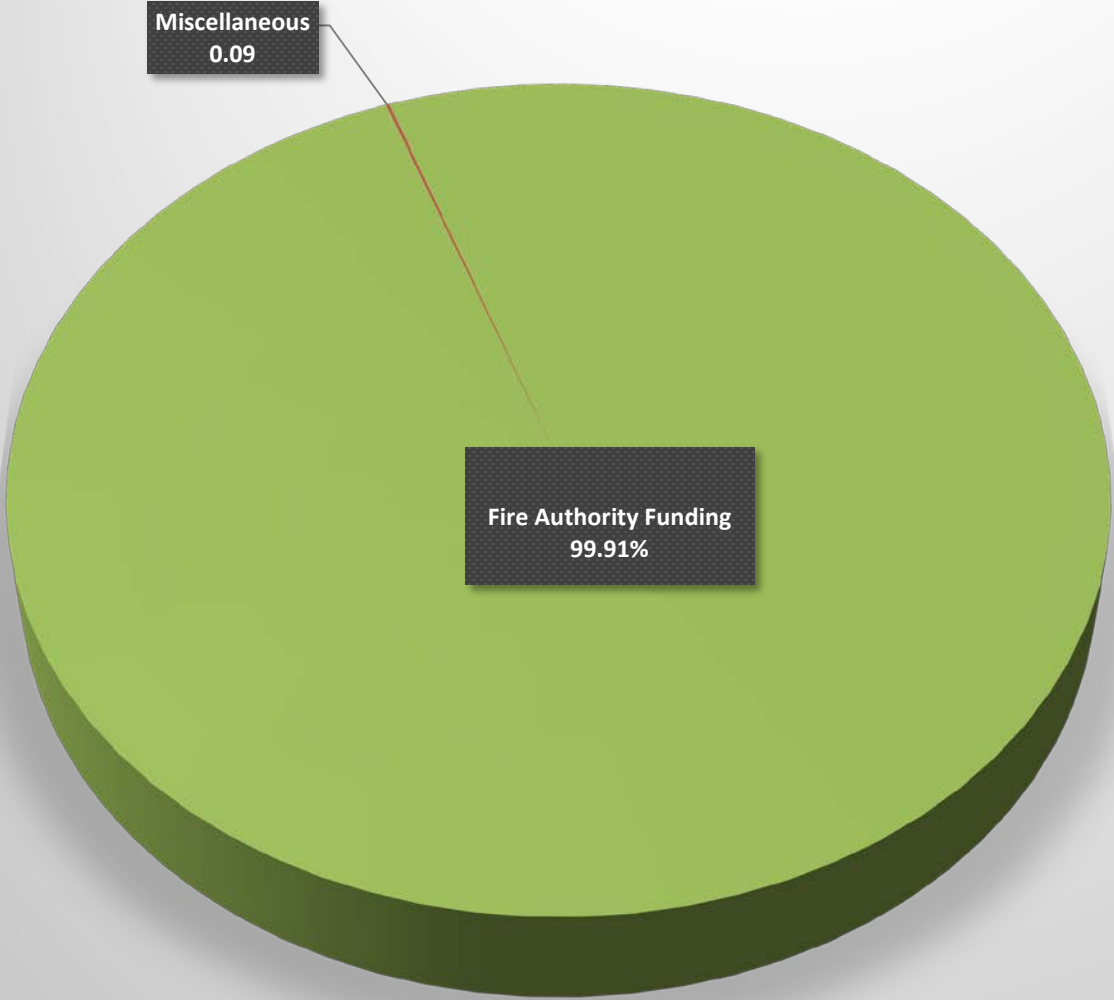
Central Yavapai Fire District  
FY 2022 - 2023  
General Fund Revenue  
Period Ending 07/31/22



**CENTRAL YAVAPAI FIRE DISTRICT  
EXPENSE GRAPH DATA**

	<b>Expense</b>	<b>Budget</b>	<b>%</b>
Audit/Accounting, Election, Legal, Fire Board Expenses	\$0	\$ 98,500	0.00
Miscellaneous	\$350	\$ -	0.09
Fire Authority Funding	\$381,063	\$ 23,300,649	99.91
<b>TOTAL:</b>	<b>\$381,413</b>	<b>\$ 23,399,149</b>	<b>100.00</b>

Central Yavapai Fire District  
FY 2022 - 2023  
General Fund Expenditures  
Period Ending 07/31/22





**CENTRAL YAVAPAI FIRE DISTRICT**  
**GENERAL FUND - JULY, 2022**

---

Real Estate Taxes:	\$	73,073.51
UPP Taxes:	\$	6,464.32
FDAT:	\$	2,010.52
Interest Received:	\$	-
Fire District Deposits:	\$	5,124.13
Other: BOS Sale	\$	842.36
<hr/>		
TOTAL:	\$	87,514.84
<hr/>		

Transferred to CAFMA:	\$	381,063.25
-----------------------	----	------------



# Yavapai County Treasurer

## Monthly Statement

Date Range: 7/1/2022 to 7/31/2022

Account	Period	YTD		
<b>6060040000</b>	<b>Central Yavapai Fire Dist GF</b>			
Begin Balance:	723,390.51	723,390.51		
Income:	87,514.84 ✓	87,514.84		
LOC Advance:	.00	.00		
Expense:	(381,413.48)	(381,413.48)	LOC:	.00
LOC Payments:	.00	.00	Warrants Outstanding:	.00
Cash Balance:	429,491.87	429,491.87	End:	429,491.87

### Monthly Statement Summary

Source Code	Description		MTDAmount	YTDAmount
<b>6060040000</b>	<b>Central Yavapai Fire Dist GF</b>	<b>Beginning Balance:</b>	723,390.51	723,390.51
11100.2020	2020 Real Estate Taxes		53.67	53.67
11100.2021	2021 Real Estate Taxes		73,019.84	73,019.84
12100.2012	2012 Personal Property Taxes		1.77	1.77
12100.2019	2019 Personal Property Taxes		199.51	199.51
12100.2020	2020 Personal Property Taxes		617.21	617.21
12100.2021	2021 Personal Property Taxes		5,645.83	5,645.83
31115.0	BOS Sale-Taxes		842.36	842.36
37122.0	Fire District Deposit		5,124.13	5,124.13
37150.0	FDAT Distributions		2,010.52	2,010.52
90002.0	Interest Pd on Tax Roll Corrections		(.23)	(.23)
91702.0	Transfer out		(381,063.25)	(381,063.25)
92185.0	Paying Agent Fees		(350.00)	(350.00)
		<b>Ending Balance:</b>	<b>429,491.87</b>	<b>429,491.87</b>

### Monthly Statement Detail

Date	Notes	Doc #	Amount	C/D
<b>6060040000 Central Yavapai Fire Dist GF</b>			<b>Beginning Balance: 723,390.51</b>	
11100.2020 2020 Real Estate Taxes			Source Code Total: 53.67	
07/06	Tax Distribution	0	53.67	C
07/26	Tax Distribution	0	(400.30)	C
07/26	Tax Distribution	0	400.30	C
11100.2021 2021 Real Estate Taxes			Source Code Total: 73,019.84	
07/01	Tax Distribution	0	7,305.97	C
07/01	Tax Distribution	0	295.83	C
07/01	Tax Distribution	0	1,730.23	C
07/05	Tax Distribution	0	564.74	C
07/05	Tax Distribution	0	234.49	C
07/05	Tax Distribution	0	3,258.55	C
07/05	Tax Distribution	0	291.51	C
07/06	Tax Distribution	0	1,338.82	C



# Yavapai County Treasurer

## Monthly Statement

Date Range: 7/1/2022 to 7/31/2022

07/06	Tax Distribution	0	(66.07)	C
07/06	Tax Distribution	0	8,052.68	C
07/06	Tax Distribution	0	1,671.90	C
07/07	Tax Distribution	0	475.23	C
07/07	Tax Distribution	0	123.31	C
07/08	Tax Distribution	0	4,610.03	C
07/08	Tax Distribution	0	8,478.37	C
07/11	Tax Distribution	0	3,686.29	C
07/12	Tax Distribution	0	167.42	C
07/12	Tax Distribution	0	1,529.05	C
07/12	Tax Distribution	0	199.89	C
07/13	Tax Distribution	0	(307.35)	C
07/13	Tax Distribution	0	1,602.61	C
07/13	Tax Distribution	0	558.86	C
07/14	Tax Distribution	0	1,651.18	C
07/14	Tax Distribution	0	1,633.76	C
07/15	Tax Distribution	0	1,003.26	C
07/15	Tax Distribution	0	1,965.02	C
07/18	Tax Distribution	0	114.03	C
07/18	Tax Distribution	0	3,122.43	C
07/19	Tax Distribution	0	1,897.30	C
07/19	Tax Distribution	0	118.16	C
07/20	Tax Distribution	0	2,623.83	C
07/20	Tax Distribution	0	1,149.37	C
07/21	Tax Distribution	0	230.75	C
07/21	Tax Distribution	0	45.30	C
07/22	Tax Distribution	0	2,135.79	C
07/22	Tax Distribution	0	550.57	C
07/25	Tax Distribution	0	957.11	C
07/25	Tax Distribution	0	84.14	C
07/26	Tax Distribution	0	1,600.43	C
07/26	Tax Distribution	0	1,032.64	C
07/27	Tax Distribution	0	1,361.47	C
07/27	Tax Distribution	0	544.47	C
07/28	Tax Distribution	0	579.74	C
07/29	Tax Distribution	0	1,902.10	C
07/29	Tax Distribution	0	914.63	C
12100.2012	2012 Personal Property Taxes			Source Code Total: 1.77
07/14	Tax Distribution	0	1.77	C
12100.2019	2019 Personal Property Taxes			Source Code Total: 199.51
07/06	Tax Distribution	0	199.51	C
12100.2020	2020 Personal Property Taxes			Source Code Total: 617.21
07/01	Tax Distribution	0	162.18	C



# Yavapai County Treasurer

## Monthly Statement

Date Range: 7/1/2022 to 7/31/2022

07/06	Tax Distribution	0	69.38	C
07/08	Tax Distribution	0	142.44	C
07/11	Tax Distribution	0	3.47	C
07/15	Tax Distribution	0	199.16	C
07/18	Tax Distribution	0	1.77	C
07/20	Tax Distribution	0	25.52	C
07/26	Tax Distribution	0	13.29	C
<b>12100.2021 2021 Personal Property Taxes</b>			<b>Source Code Total: 5,645.83</b>	
07/01	Tax Distribution	0	585.33	C
07/01	Tax Distribution	0	93.02	C
07/05	Tax Distribution	0	408.91	C
07/06	Tax Distribution	0	510.20	C
07/06	Tax Distribution	0	496.88	C
07/08	Tax Distribution	0	499.53	C
07/08	Tax Distribution	0	169.06	C
07/11	Tax Distribution	0	747.59	C
07/12	Tax Distribution	0	67.63	C
07/13	Tax Distribution	0	92.74	C
07/14	Tax Distribution	0	278.69	C
07/15	Tax Distribution	0	(5.63)	C
07/15	Tax Distribution	0	.12	C
07/15	Tax Distribution	0	81.27	C
07/18	Tax Distribution	0	603.01	C
07/20	Tax Distribution	0	128.04	C
07/21	Tax Distribution	0	211.40	C
07/22	Tax Distribution	0	201.82	C
07/25	Tax Distribution	0	219.08	C
07/26	Tax Distribution	0	33.17	C
07/26	Tax Distribution	0	82.51	C
07/27	Tax Distribution	0	139.61	C
07/29	Tax Distribution	0	1.85	C
<b>31115.0 BOS Sale-Taxes</b>			<b>Source Code Total: 842.36</b>	
07/06	YAV. CO. TREASURER/BOS TAX DEED SALE-FY22	0	273.50	C
07/20	Tax/fee apportionment from BOS deeds sold May 2022	0	568.86	C
<b>37122.0 Fire District Deposit</b>			<b>Source Code Total: 5,124.13</b>	
07/21	CENTRAL YAVAPAI FIRE DISTRICT	0	5,124.13	C
<b>37150.0 FDAT Distributions</b>			<b>Source Code Total: 2,010.52</b>	
07/01	Fire Dist Assistance Tax 0.142976	0	265.63	C
07/05	Fire Dist Assistance Tax 0.142976	0	154.60	C
07/06	Fire Dist Assistance Tax 0.142976	0	301.53	C
07/07	Fire Dist Assistance Tax 0.142976	0	70.49	C
07/08	Fire Dist Assistance Tax 0.142976	0	191.72	C
07/11	Fire Dist Assistance Tax 0.142976	0	170.83	C



# Yavapai County Treasurer

## Monthly Statement

Date Range: 7/1/2022 to 7/31/2022

07/12	Fire Dist Assistance Tax 0.142976	0	52.86	C
07/13	Fire Dist Assistance Tax 0.142976	0	50.42	C
07/14	Fire Dist Assistance Tax 0.142976	0	45.09	C
07/15	Fire Dist Assistance Tax 0.142976	0	52.58	C
07/18	Fire Dist Assistance Tax 0.142976	0	65.10	C
07/19	Fire Dist Assistance Tax 0.142976	0	39.65	C
07/20	Fire Dist Assistance Tax 0.142976	0	187.90	C
07/21	Fire Dist Assistance Tax 0.142976	0	37.09	C
07/22	Fire Dist Assistance Tax 0.142976	0	25.74	C
07/25	Fire Dist Assistance Tax 0.142976	0	60.55	C
07/26	Fire Dist Assistance Tax 0.142976	0	54.75	C
07/27	Fire Dist Assistance Tax 0.142976	0	47.29	C
07/28	Fire Dist Assistance Tax 0.142976	0	87.76	C
07/29	Fire Dist Assistance Tax 0.142976	0	48.94	C
90002.0 Interest Pd on Tax Roll Corrections			Source Code Total: (.23)	
07/15	81988 970-00-55018 2021 Adjustment/Corr Refund	81988	(.23)	D
91702.0 Transfer out			Source Code Total: (381,063.25)	
07/27	Transfer Request per KM	0	(381,063.25)	D
92185.0 Paying Agent Fees			Source Code Total: (350.00)	
07/18	82001 Central Yavapai Fire Dist. #9688161	82001	(350.00)	D
6060040000 Central Yavapai Fire Dist GF			<b>Ending Balance: 429,491.87</b>	

**CENTRAL YAVAPAI FIRE DISTRICT**  
Bank Reconciliation Summary  
For the Bank Statement ending: 7/31/2022

<b>BANK CONTROL ID: CYFD - GENERAL FUND</b>	<b>DESC: GENERAL FUND</b>	<b>ACCOUNT NO: 1100</b>
Beginning Balance:	07/01/22	\$723,390.51
Deposits and Credits:		\$87,514.84
Checks and Charges:		(\$381,413.48)
Adjustments:		\$0.00
<b>Ending Balance Per Reconciliation:</b>		<b>\$429,491.87</b>
Ending Balance Per Bank Statement:	07/31/22	\$429,491.87
* Outstanding Deposits and Credits:	07/31/22	\$0.00
* Outstanding Checks and Charges:	07/31/22	\$0.00
<b>Ending Book Balance:</b>	<b>07/31/22</b>	<b>\$429,491.87</b>

\* Outstanding amounts are all outstanding credits and charges dated prior or equal to the Reconciliation date.

**CENTRAL YAVAPAI FIRE DISTRICT**  
BR Checks and Charges Cleared  
For the Bank Statement ending: 7/31/22

<b>CYFD</b>		<b>General Fund</b>			<b>1100</b>
<u>Date</u>	<u>Document</u>	<u>Description</u>	<u>Module</u>	<u>Company</u>	<u>Amount</u>
07/31/22	Cash With Yav Cty	Fire Authority Funding - June,	GL	CYFD	\$381,063.25
07/31/22	Cash With Yav Cty	Tax Roll Corrections - July, 2	GL	CYFD	\$0.23
07/31/22	Cash With Yav Cty	Error By Treasurer - BDS Payin	GL	CYFD	\$350.00
<b>TOTAL CHECKS AND CHARGES CLEARED:</b>					<b>\$381,413.48</b>

**CENTRAL YAVAPAI FIRE DISTRICT**  
BR Checks and Charges Outstanding  
For the Bank Statement ending:

---

<u>Date</u>	<u>Document</u>	<u>Description</u>	<u>Module</u>	<u>Company</u>	<u>Amount</u>
-------------	-----------------	--------------------	---------------	----------------	---------------

**TOTAL CHECKS AND CHARGES OUTSTANDING:**



**CENTRAL YAVAPAI FIRE DISTRICT**  
BR Deposits and Credits Cleared  
For the Bank Statement ending: 7/31/22

<b>CYFD</b>	<b>General Fund</b>	<b>General Fund</b>			<b>1100</b>
<b>Date</b>	<b>Document</b>	<b>Description</b>	<b>Module</b>	<b>Company</b>	<b>Amount</b>
07/21/22	5139	Deposit	AR	CYFD	\$5,124.13
07/31/22	Cash With Yav Cty	Tax Revenue - July 2022	GL	CYFD	\$81,548.35
07/31/22	Cash With Yav Cty	B.O.S. Sale - County Treasurer	GL	CYFD	\$842.36
<b>TOTAL DEPOSITS AND CREDITS CLEARED:</b>					<b>\$87,514.84</b>

**CENTRAL YAVAPAI FIRE DISTRICT**  
BR Deposits and Credits Outstanding  
For the Bank Statement ending:

---

Date	Document	Description	Module	Company	Amount
------	----------	-------------	--------	---------	--------

---

**TOTAL DEPOSITS AND CREDITS OUTSTANDING:**

**CENTRAL YAVAPAI FIRE DISTRICT**

Bank Reconciliation Register

Document Number	Date	BR Status	Void?	Description	Date Cleared	Amount
-----------------	------	-----------	-------	-------------	--------------	--------

**MODULE: DEPOSITS FROM ACCOUNTS RECEIVABLE**

**BANK CONTROL ID: CYFD - GENERAL FUND**

5139	07/21/22	Marked	No	Deposit	08/09/22	\$5,124.13
					<b>SUB TOTAL FOR BANK:</b>	<b>\$5,124.13</b>
					<b>TOTAL FOR MODULE:</b>	<b>\$5,124.13</b>

**MODULE: JOURNAL ENTRIES FROM GENERAL LEDGER**

**BANK CONTROL ID: CYFD - GENERAL FUND**

Cash With Yav Cty	07/31/22	Marked	No	Fire Authority Funding - June,	08/09/22	\$381,063.25
Cash With Yav Cty	07/31/22	Marked	No	Tax Revenue - July 2022	08/09/22	\$81,548.35
Cash With Yav Cty	07/31/22	Marked	No	B.O.S. Sale - County Treasurer	08/09/22	\$842.36
Cash With Yav Cty	07/31/22	Marked	No	Tax Roll Corrections - July, 2	08/09/22	\$0.23
Cash With Yav Cty	07/31/22	Marked	No	Error By Treasurer - BDS Payin	08/09/22	\$350.00
					<b>SUB TOTAL FOR BANK:</b>	<b>\$463,804.19</b>
					<b>TOTAL FOR MODULE:</b>	<b>\$463,804.19</b>

**CENTRAL YAVAPAI FIRE DISTRICT**

BR Adjustments Report

For the Bank Statement ending:

<u>Date</u>	<u>Document</u>	<u>Description</u>	<u>GL Account</u>	<u>Offset Amt</u>	<u>Adj. Amt</u>
-------------	-----------------	--------------------	-------------------	-------------------	-----------------

DOCUMENT:

ADJUSTMENT DOCUMENT " TOTAL:

TOTAL FOR ALL ADJUSTMENTS:

**CENTRAL YAVAPAI FIRE DISTRICT**  
Income Statement  
(Original Budget to Actual Comparison)  
For the period of 7/1/2022 Through 7/31/2022

	Account	Current Period				Year To Date			
		Actual	Budget	Variance	%	Actual	Budget	Variance	%
<b>Revenues</b>									
Real Estate Tax	400000000	\$73,073.51	\$22,943,481.00	\$(22,870,407.49)	(99.7)%	\$20,794,659.27	\$22,943,481.00	\$(2,148,821.73)	(9.4)%
Personal Property Tax	410000000	6,464.32	0.00	6,464.32	0.0	368,967.95	0.00	368,967.95	0.0
Fire District Assistance Tax	420000000	2,010.52	400,000.00	(397,989.48)	(99.5)	402,670.91	400,000.00	2,670.91	0.7
Tax Revenue - Other	425000000	842.36	0.00	842.36	0.0	16,493.93	0.00	16,493.93	0.0
Cell Tower Lease Revenue	477500000	5,124.13	55,668.00	(50,543.87)	(90.8)	70,474.63	55,668.00	14,806.63	26.6
Interest Income-General Fund	490000000	0.00	0.00	0.00	0.0	4,811.55	0.00	4,811.55	0.0
<b>Net Revenues</b>		<b>\$87,514.84</b>	<b>\$23,399,149.00</b>	<b>\$(23,311,634.16)</b>	<b>(99.6)%</b>	<b>\$21,658,078.24</b>	<b>\$23,399,149.00</b>	<b>\$(1,741,070.76)</b>	<b>(7.4)%</b>
<b>Personnel Expenses</b>									
Fire Authority Funding	670010000	\$381,063.25	\$23,300,649.00	\$22,919,585.75	98.4%	\$21,905,172.39	\$23,300,649.00	\$1,395,476.61	6.0%
<b>Total Personnel Expenses</b>		<b>\$381,063.25</b>	<b>\$23,300,649.00</b>	<b>\$22,919,585.75</b>	<b>98.4 %</b>	<b>\$21,905,172.39</b>	<b>\$23,300,649.00</b>	<b>\$1,395,476.61</b>	<b>6.0 %</b>
<b>Service Expenses</b>									
Audit & Accounting	640010000	\$0.00	\$7,500.00	\$7,500.00	100.0%	\$4,000.00	\$7,500.00	\$3,500.00	46.7%
Other Prof Services/Admin	640510000	0.00	85,000.00	85,000.00	100.0	15.00	85,000.00	84,985.00	100.0
Legal Services - Routine	641010000	0.00	5,000.00	5,000.00	100.0	2,520.00	5,000.00	2,480.00	49.6
Legal Services - Non-Routine	641010600	0.00	0.00	0.00	0.0	337.50	0.00	(337.50)	0.0
Fire Board Expenses	644110000	0.00	1,000.00	1,000.00	100.0	551.06	1,000.00	448.94	44.9
Misc/Admin	661010000	350.23	0.00	(350.23)	0.0	438.26	0.00	(438.26)	0.0
<b>Total Service Expenses</b>		<b>\$350.23</b>	<b>\$98,500.00</b>	<b>\$98,149.77</b>	<b>99.6 %</b>	<b>\$7,861.82</b>	<b>\$98,500.00</b>	<b>\$90,638.18</b>	<b>92.0 %</b>
<b>Total Expenses</b>		<b>\$381,413.48</b>	<b>\$23,399,149.00</b>	<b>\$23,017,735.52</b>	<b>98.4%</b>	<b>\$21,913,034.21</b>	<b>\$23,399,149.00</b>	<b>\$1,486,114.79</b>	<b>6.4%</b>
<b>Income (Loss) from Operations</b>		<b>\$(293,898.64)</b>	<b>\$0.00</b>	<b>\$(293,898.64)</b>	<b>0.0%</b>	<b>\$(254,955.97)</b>	<b>\$0.00</b>	<b>\$(254,955.97)</b>	<b>0.0%</b>
<b>Contingency</b>									
Funded Contingency/Admin	780010000	\$0.00	\$(20,000.00)	\$20,000.00	100.0%	\$0.00	\$(20,000.00)	\$20,000.00	100.0%
<b>Total Contingency</b>		<b>\$0.00</b>	<b>\$(20,000.00)</b>	<b>\$20,000.00</b>	<b>100.0 %</b>	<b>\$0.00</b>	<b>\$(20,000.00)</b>	<b>\$20,000.00</b>	<b>100.0 %</b>
<b>Net Income (Loss)</b>		<b>\$(293,898.64)</b>	<b>\$(20,000.00)</b>	<b>\$(273,898.64)</b>	<b>(1369.5)%</b>	<b>\$(254,955.97)</b>	<b>\$(20,000.00)</b>	<b>\$(234,955.97)</b>	<b>(1174.8)%</b>

8/9/22  
4:28:32 PM

**CENTRAL YAVAPAI FIRE DISTRICT**

Balance Sheet  
As of 7/31/2022

**Assets**

**Current Assets**

Cash with Yavapai County	\$429,491.87	
Taxes Receivable	350,004.50	
Misc. Receivables	3,371.65	
<b>Total Current Assets</b>		<b>\$782,868.02</b>

**Total Assets**

**\$782,868.02**

**Liabilities and Net Assets**

**Current Liabilities**

Accounts Payable	\$2,048.00	
Deferred Revenue	228,141.00	
<b>Total Current Liabilities</b>		<b>\$230,189.00</b>

**Total Liabilities**

**\$230,189.00**

**Net Assets**

Fund Balance	\$807,634.99	
Current Year Net Assets	(254,955.97)	
<b>Total Net Assets</b>		<b>552,679.02</b>

**Total Liabilities and Net Assets**

**\$782,868.02**

**CENTRAL YAVAPAI FIRE DISTRICT**  
**GL Account Ledger - Detail By Period**  
 7/1/2022 through 7/31/2022

Batch	Journal	Entry #	Date	Job	Document	Description	Debits	Credits	Balance
<b>1100.0.0.000</b>						<b>CASH WITH YAVAPAI COUNTY</b>			<b>\$723,390.51</b>
4960	CR	1489428	07/21/22		3324576546	AT&T MOBILITY, LLC -	5,124.13	-	728,514.64
4961	A	1489432	07/31/22		Cash With Yav Cty	Fire Authority Funding - June, 2022	-	381,063.25	347,451.39
4962	A	1489433	07/31/22		Cash With Yav Cty	Tax Revenue - July 2022	81,548.35	-	428,999.74
4963	A	1489437	07/31/22		Cash With Yav Cty	B.O.S. Sale - County Treasurer	842.36	-	429,842.10
4964	A	1489440	07/31/22		Cash With Yav Cty	Tax Roll Corrections - July, 2022	-	0.23	429,841.87
4965	A	1489442	07/31/22		Cash With Yav Cty	Error By Treasurer - BDS Paying Agent Fees	-	350.00	429,491.87
						<b>CASH WITH YAVAPAI COUNTY TOTALS:</b>	<b>\$87,514.84</b>	<b>\$381,413.48</b>	<b>\$429,491.87</b>
						<b>TOTAL OF LEDGER:</b>	<b>\$87,514.84</b>	<b>\$381,413.48</b>	<b>\$429,491.87</b>

**CENTRAL YAVAPAI FIRE DISTRICT**  
GL Trial Balance Worksheet  
For The Period of 7/1/2022 through 7/31/2022

Account	Description	Balances				Adjustments
		Beginning	Debits	Credits	Ending	
1100.0.0.000	Cash with Yavapai County	\$723,390.51	\$87,514.84	\$381,413.48	\$429,491.87	
		<b>TOTALS:</b>				
		<u>\$723,390.51</u>	<u>\$87,514.84</u>	<u>\$381,413.48</u>	<u>\$429,491.87</u>	

\* Inactive accounts are marked and appear in grey.