

CHINO VALLEY FIRE DISTRICT
GENERAL FUND - CHECK RECONCILIATION JULY 2022

Reconciliation:	
Beginning Balance:	\$ 196,165.28
Deposits:	\$ 31,406.17
Transfer Out - Fire Authority:	\$ (93,159.25)
Interest Paid on Tax Roll Correct:	\$ (0.66)
Adjustment:	\$ -
Reversing Entry:	\$ -
Disbursements:	\$ -
Ending Balance:	\$ 134,411.54

Difference Between Balances: \$ -

Bank Statement Balance:	
Balance Per Bank:	\$ 134,411.54
Outstanding Checks:	\$ -
Outstanding Deposits:	\$ -
Ending Balance:	\$ 134,411.54

G/L Ending Balance: \$ 134,411.54

\$ 134,411.54

Deposits Per Bank Statement:	
Real Estate Taxes:	\$ 25,249.00
Personal Property Taxes:	\$ 4,146.65
Fire District Assistance Tax:	\$ 2,010.52
Fire District Deposit:	\$ -
Transfer Out-Fire Authority:	\$ 93,159.25
ADOT & Fish and Game In Lieu:	\$ -
Interest Paid - Tax Roll Corrections	\$ 0.66
Adjustment:	\$ -
Interest Income:	\$ -
Ending Balance:	\$ 124,566.08

Bank Reconciliation Register:	
Checks From Accounts Payable:	\$ -
Journal Entries From General Ledger:	0.66
Total Checks:	\$ 0.66
Deposits From Accounts Receivable:	\$ -
Journal Entries From General Ledger:	\$ 124,565.42
Ending Balance:	\$ 124,566.08

Reconciliation Approved By:

Scott Freitag Digitally signed by Scott Freitag
 Date: 2022.08.15 14:25:38 -07'00'

 Scott Freitag, Fire Chief

Reconciliation Reviewed By:

Dave Tharp Digitally signed by Dave Tharp
 Date: 2022.08.11 08:51:58 -07'00'

 David Tharp, Assistant Chief of Administration

Reconciliation Prepared By:

Karen Mauldin Digitally signed by Karen Mauldin
 Date: 2022.08.10 09:48:26 -07'00'

 Karen Mauldin, Finance Manager

CHINO VALLEY FIRE DISTRICT
General Fund Tax Collection Information

Total Levy Month	FY 16-17 Collected	FY 17-18 Collected	FY 18-19 Collected	FY 19-20 Collected	FY 20-21 Collected	FY 21-22 Collected	FY 22-23 Collected
July	\$10,160	\$24,936	\$21,890	\$14,597	\$42,316	\$26,983	\$29,396
%	0.286%	0.672%	0.557%	0.348%	0.941%	0.558%	0.563%
% To Date	0.2864%	0.6725%	0.5575%	0.3483%	0.9409%	0.5582%	0.5633%
August	\$18,803	\$10,622	\$12,226	\$10,746	\$15,526	\$11,257	\$0
%	0.530%	0.286%	0.311%	0.256%	0.345%	0.233%	0.000%
% To Date	0.8164%	0.9590%	0.8688%	0.6048%	1.2862%	0.7911%	0.5633%
September	\$182,315	\$178,141	\$25,209	\$30,894	\$8,143	\$54,439	\$0
%	5.139%	4.804%	0.642%	0.737%	0.181%	1.126%	0.000%
% To Date	5.9553%	5.7632%	1.5109%	1.3420%	1.4673%	1.9174%	0.5633%
October	\$834,512	\$1,503,325	\$1,610,381	\$1,807,742	\$1,780,309	\$1,962,817	\$0
%	23.523%	40.543%	41.013%	43.140%	39.587%	40.607%	0.000%
% To Date	29.4779%	46.3060%	42.5240%	44.4817%	41.0540%	42.5249%	0.5633%
November	\$866,615	\$290,266	\$498,787	\$373,908	\$508,805	\$535,270	\$0
%	24.428%	7.828%	12.703%	8.923%	11.314%	11.074%	0.000%
% To Date	53.9055%	54.1341%	55.2271%	53.4046%	52.3677%	53.5987%	0.5633%
December	\$227,672	\$223,661	\$236,727	\$286,760	\$399,155	\$365,096	\$0
%	6.4175%	6.0319%	6.0289%	6.8432%	8.8756%	7.5532%	0.0000%
% To Date	60.3229%	60.1659%	61.2560%	60.2478%	61.2433%	61.1520%	0.5633%
January	\$89,048	\$153,278	\$117,994	\$115,429	\$118,322	\$183,242	\$0
%	2.5100%	4.1337%	3.0051%	2.7546%	2.6310%	3.7910%	0.0000%
% To Date	62.8330%	64.2997%	64.2611%	63.0023%	63.8742%	64.9429%	0.5633%
February	\$94,094	\$95,262	\$54,476	\$104,991	\$88,422	\$74,113	\$0
%	2.6523%	2.5691%	1.3874%	2.5055%	1.9661%	1.5333%	0.0000%
% To Date	65.4852%	66.8688%	65.6485%	65.5078%	65.8404%	66.4762%	0.5633%
March	\$141,015	\$127,298	\$138,910	\$142,182	\$143,500	\$112,700	\$0
%	3.9748%	3.4331%	3.5377%	3.3930%	3.1908%	2.3316%	0.0000%
% To Date	69.4600%	70.3018%	69.1863%	68.9008%	69.0312%	68.8078%	0.5633%
April	\$821,855	\$794,289	\$955,634	\$983,917	\$1,082,230	\$1,188,626	\$0
%	23.1659%	21.4210%	24.3380%	23.4800%	24.0643%	24.5907%	0.0000%
% To Date	92.6259%	91.7228%	93.5243%	92.3809%	93.0956%	93.3985%	0.5633%
May	\$195,151	\$238,700	\$189,925	\$206,496	\$202,990	\$226,873	\$0
%	5.5008%	6.4374%	4.8370%	4.9278%	4.5137%	4.6936%	0.0000%
% To Date	98.1267%	98.1602%	98.3613%	97.3086%	97.6092%	98.0921%	0.5633%
June	\$66,097	\$80,520	\$84,895	\$49,679	\$87,815	\$85,664	\$0
%	1.8631%	2.1715%	2.1621%	1.1855%	1.9527%	1.7723%	0.0000%
% To Date	99.9898%	100.3318%	100.5234%	98.4942%	99.5619%	99.8644%	0.5633%
TOTALS	\$3,547,337	\$3,720,297	\$3,947,053	\$4,127,341	\$4,477,533	\$4,827,080	\$29,396
Delinquency	0.0102%	-0.3318%	-0.5234%	1.5058%	0.4381%	0.1356%	99.4367%

CHINO VALLEY FIRE DISTRICT
FDAT Collection Information

Total Levy Month	FY 16-17 \$313,900 Collected	FY 17-18 \$333,290 Collected	FY 18-19 \$333,290 Collected	FY 19-20 \$366,547 Collected	FY 20-21 \$400,000 Collected	FY 21-22 \$400,000 Collected	FY 22-23 \$400,000 Collected
July	\$1,423	\$1,630	\$1,238	\$1,475	\$2,769	\$1,871	\$2,011
%	0.453%	0.489%	0.371%	0.403%	0.692%	0.468%	0.503%
% To Date	0.4533%	0.4891%	0.3715%	0.4025%	0.6923%	0.4677%	0.5026%
August	\$661	\$554	\$707	\$653	\$662	\$1,498	\$0
%	0.211%	0.166%	0.212%	0.178%	0.166%	0.375%	0.000%
% To Date	0.6638%	0.6553%	0.5835%	0.5806%	0.8579%	0.8422%	0.5026%
September	\$8,777	\$12,654	\$3,182	\$1,853	\$879	\$4,669	\$0
%	2.796%	3.797%	0.955%	0.505%	0.220%	1.167%	0.000%
% To Date	3.4600%	4.4520%	1.5382%	1.0861%	1.0777%	2.0095%	0.5026%
October	\$86,411	\$93,081	\$139,813	\$107,270	\$160,480	\$159,909	\$0
%	27.528%	27.928%	41.949%	29.265%	40.120%	39.977%	0.000%
% To Date	30.9881%	32.3799%	43.4877%	30.3510%	41.1979%	41.9866%	0.5026%
November	\$75,219	\$74,651	\$59,861	\$30,666	\$48,339	\$52,249	\$0
%	23.9628%	22.3983%	17.9606%	8.3663%	12.0848%	13.0622%	0.0000%
% To Date	54.9510%	54.7782%	61.4483%	38.7172%	53.2826%	55.0488%	0.5026%
December	\$24,923	\$21,663	\$25,413	\$112,035	\$39,219	\$35,029	\$0
%	7.9398%	6.4997%	7.6250%	30.5650%	9.8048%	8.7572%	0.0000%
% To Date	62.8907%	61.2779%	69.0733%	69.2822%	63.0874%	63.8060%	0.5026%
January	\$11,762	\$16,138	\$11,149	\$11,446	\$12,625	\$15,294	\$0
%	3.7471%	4.8420%	3.3450%	3.1227%	3.1562%	3.8235%	0.0000%
% To Date	66.6378%	66.1199%	72.4183%	72.4049%	66.2436%	67.6294%	0.5026%
February	\$8,291	\$8,056	\$7,409	\$10,419	\$6,657	\$5,785	\$0
%	2.641%	2.417%	2.223%	2.842%	1.664%	1.446%	0.000%
% To Date	69.2790%	68.5368%	74.6413%	75.2473%	67.9079%	69.0756%	0.5026%
March	\$12,638	\$12,174	\$13,713	\$13,361	\$10,897	\$8,259	\$0
%	4.0263%	3.6528%	4.1143%	3.6452%	2.7242%	2.0646%	0.0000%
% To Date	73.3052%	72.1897%	78.7556%	78.8925%	70.6320%	71.1403%	0.5026%
April	\$62,586	\$63,209	\$79,859	\$85,315	\$88,842	\$89,498	\$0
%	19.9382%	18.9651%	23.9607%	23.2754%	22.2104%	22.3745%	0.0000%
% To Date	93.2434%	91.1548%	102.7164%	102.1679%	92.8424%	93.5148%	0.5026%
May	\$23,662	\$23,731	\$18,881	\$21,832	\$19,620	\$19,623	\$0
%	7.5381%	7.1201%	5.6650%	5.9561%	4.9050%	4.9058%	0.0000%
% To Date	100.7815%	98.2749%	108.3813%	108.1240%	97.7475%	98.4206%	0.5026%
June	\$4,682	\$5,094	\$5,726	\$4,474	\$6,987	\$6,978	\$0
%	1.4917%	1.5285%	1.7181%	1.2206%	1.7468%	1.7445%	0.0000%
% To Date	102.2732%	99.8034%	110.0995%	109.3446%	99.4943%	100.1651%	0.5026%
TOTALS	\$321,035	\$332,635	\$366,951	\$400,799	\$397,977	\$400,660	\$2,011
Delinquency	-2.2732%	0.1966%	-10.0995%	-9.3446%	0.5057%	-0.1651%	99.4974%

100.0000% 100.0000% 100.0000% 100.0000% 100.0000% 100.0000% 100.0000%



2022 - 2023 Cash Flow by Month : JULY

	Actual	Projected										
	July	Aug.	Sept.	Oct.	Nov.	Dec.	Jan.	Feb.	March	April	May	June
Revenues:												
Taxes	29,396	434,835	434,835	434,835	434,835	434,835	434,835	434,835	434,835	434,835	434,835	434,835
FDAT	2,011	33,333	33,333	33,333	33,333	33,333	33,333	33,333	33,333	33,333	33,333	33,333
Interest Income	-	-	-	-	-	-	-	-	-	-	-	-
Other Income	-	167	167	167	167	167	167	167	167	167	167	167
RevenueTotals:	31,406	468,335	468,335	468,335	468,335	468,335	468,335	468,335	468,335	468,335	468,335	468,335
Expenditures:												
Finance, Election	-	3,708	3,708	3,708	3,708	3,708	3,708	3,708	3,708	3,708	3,708	3,708
Legal, Fire Board Expenses												
Contingency	-	1,667	1,667	1,667	1,667	1,667	1,667	1,667	1,667	1,667	1,667	1,667
Fire Authority Funding	93,159	464,627	464,627	464,627	464,627	464,627	464,627	464,627	464,627	464,627	464,627	464,627
Miscellaneous	1	-	-	-	-	-	-	-	-	-	-	-
ExpenditureTotals:	93,160	470,002	470,002	470,002	470,002	470,002	470,002	470,002	470,002	470,002	470,002	470,002

Monthly Net Cash (61,754)

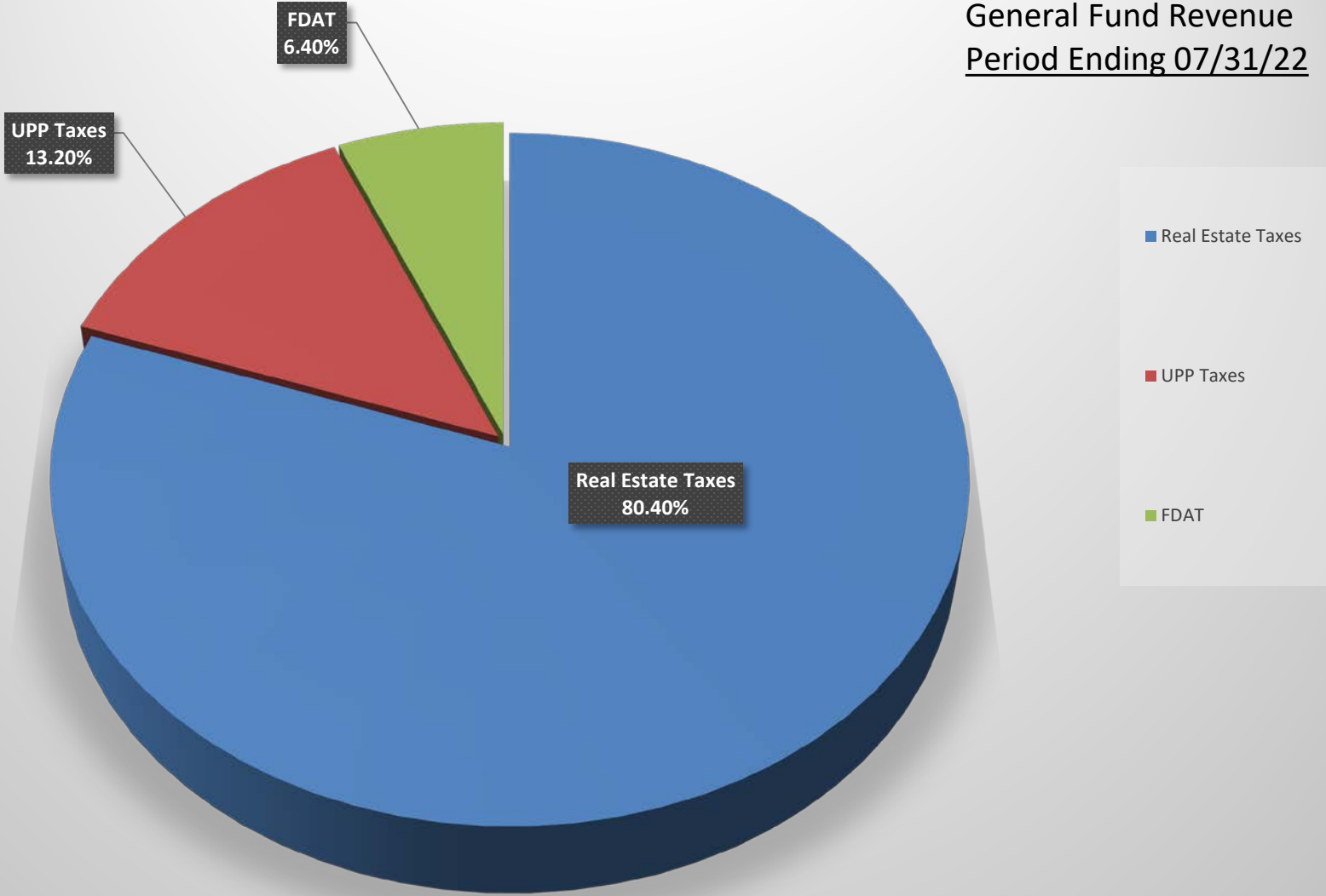
Cumulative Net Cash (41,754)

Cash Balance 20,000
(Carryover)

**CHINO VALLEY FIRE DISTRICT
REVENUE GRAPH DATA**

	Revenue	Budget	%
Real Estate Taxes	\$ 25,249	\$ 5,218,024	80.40
UPP Taxes	\$ 4,147	\$ -	13.20
FDAT	\$ 2,011	\$ 400,000	6.40
Interest Income	\$ -	\$ -	0.00
Other Income	\$ -	\$ 2,000	0.00
TOTALS:	\$ 31,406	\$ 5,620,024	100.00

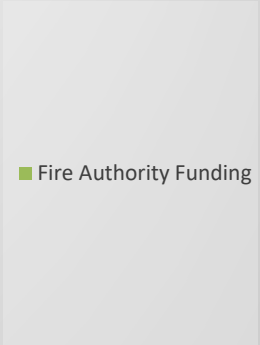
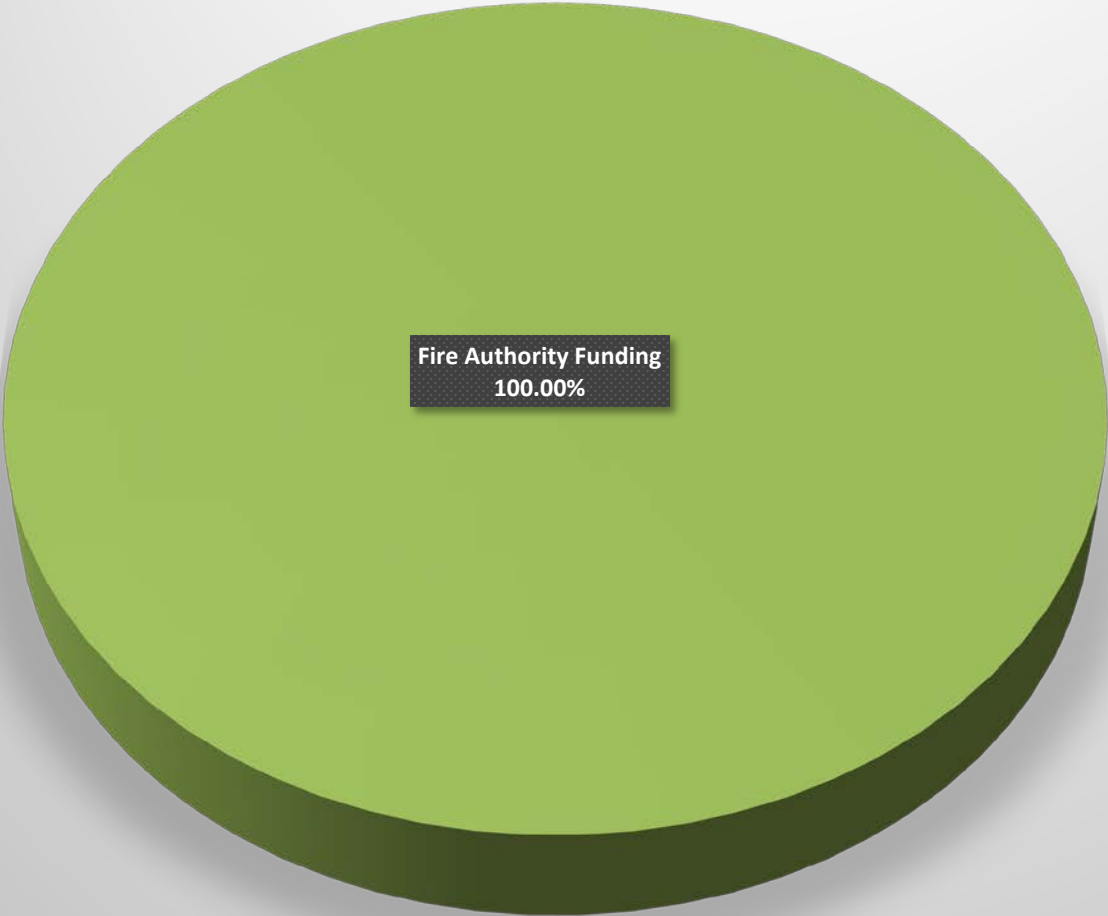
Chino Valley Fire District
FY 2022 - 2023
General Fund Revenue
Period Ending 07/31/22



**CHINO VALLEY FIRE DISTRICT
EXPENSE GRAPH DATA**

	Revenue	Budget	%
Fire Board, Legal, Finance, Other	\$ -	\$ 44,500	-
Miscellaneous	\$ 1	\$ -	0.00
Fire Authority Funding	\$ 93,159	\$ 5,575,524	100.00
TOTALS:	\$ 93,160	\$ 5,620,024	100.00

Chino Valley Fire District
FY 2022 - 2023
General Fund Expenditures
Period Ending 07/31/22



CHINO VALLEY FIRE DISTRICT
GENERAL FUND - JULY, 2022

Real Estate Taxes:	\$	25,249.00
UPP Taxes:	\$	4,146.65
FDAT:	\$	2,010.52
Interest Received:	\$	-
Other:	\$	-

TOTAL:	\$	31,406.17
---------------	-----------	------------------

Transferred to CAFMA:	\$	93,159.25
-----------------------	----	-----------



Yavapai County Treasurer

Monthly Statement

Date Range: 7/1/2022 to 7/31/2022

Chino Valley Fire Dist GF
Fund: 6065540000



Yavapai County Treasurer

Monthly Statement

Date Range: 7/1/2022 to 7/31/2022

Account	Period	YTD		
6065540000	Chino Valley Fire Dist GF			
Begin Balance:	196,165.28	196,165.28		
Income:	31,406.17	31,406.17		
LOC Advance:	.00	.00		
Expense:	(93,159.91)	(93,159.91)	LOC:	.00
LOC Payments:	.00	.00	Warrants Outstanding:	.00
Cash Balance:	134,411.54	134,411.54	End:	134,411.54

Monthly Statement Summary

Source Code	Description		MTDAmount	YTDAmount
6065540000	Chino Valley Fire Dist GF	Beginning Balance:	196,165.28	196,165.28
11100.2021	2021 Real Estate Taxes		25,249.00	25,249.00
12100.2010	2010 Personal Property Taxes		2.33	2.33
12100.2017	2017 Personal Property Taxes		8.59	8.59
12100.2018	2018 Personal Property Taxes		114.61	114.61
12100.2019	2019 Personal Property Taxes		152.50	152.50
12100.2020	2020 Personal Property Taxes		650.08	650.08
12100.2021	2021 Personal Property Taxes		3,218.54	3,218.54
37150.0	FDAT Distributions		2,010.52	2,010.52
90002.0	Interest Pd on Tax Roll Corrections		(.66)	(.66)
91702.0	Transfer out		(93,159.25)	(93,159.25)
		Ending Balance:	134,411.54	134,411.54

Monthly Statement Detail

Date	Notes	Doc #	Amount	C/D
6065540000 Chino Valley Fire Dist GF			Beginning Balance: 196,165.28	
11100.2021 2021 Real Estate Taxes			Source Code Total: 25,249.00	
07/01	Tax Distribution	0	2,257.65	C
07/01	Tax Distribution	0	113.21	C
07/05	Tax Distribution	0	209.33	C
07/05	Tax Distribution	0	2,362.10	C
07/06	Tax Distribution	0	879.13	C
07/06	Tax Distribution	0	3,041.29	C
07/06	Tax Distribution	0	608.37	C
07/07	Tax Distribution	0	359.99	C
07/07	Tax Distribution	0	1,414.50	C
07/07	Tax Distribution	0	428.79	C
07/08	Tax Distribution	0	1,708.39	C
07/08	Tax Distribution	0	321.47	C
07/11	Tax Distribution	0	369.37	C
07/11	Tax Distribution	0	1,326.86	C



Yavapai County Treasurer

Monthly Statement

Date Range: 7/1/2022 to 7/31/2022

07/12	Tax Distribution	0	249.87	C
07/12	Tax Distribution	0	96.02	C
07/12	Tax Distribution	0	624.80	C
07/13	Tax Distribution	0	99.64	C
07/13	Tax Distribution	0	381.89	C
07/14	Tax Distribution	0	325.21	C
07/15	Tax Distribution	0	264.29	C
07/15	Tax Distribution	0	2,148.90	C
07/18	Tax Distribution	0	234.70	C
07/18	Tax Distribution	0	171.54	C
07/19	Tax Distribution	0	73.66	C
07/20	Tax Distribution	0	1,188.59	C
07/20	Tax Distribution	0	157.26	C
07/21	Tax Distribution	0	134.51	C
07/21	Tax Distribution	0	180.96	C
07/22	Tax Distribution	0	129.41	C
07/22	Tax Distribution	0	157.15	C
07/25	Tax Distribution	0	307.73	C
07/25	Tax Distribution	0	209.33	C
07/26	Tax Distribution	0	731.17	C
07/26	Tax Distribution	0	614.12	C
07/27	Tax Distribution	0	635.62	C
07/27	Tax Distribution	0	66.38	C
07/28	Tax Distribution	0	224.95	C
07/29	Tax Distribution	0	440.85	C
12100.2010 2010 Personal Property Taxes			Source Code Total: 2.33	
07/06	Tax Distribution	0	2.33	C
12100.2017 2017 Personal Property Taxes			Source Code Total: 8.59	
07/06	Tax Distribution	0	8.59	C
12100.2018 2018 Personal Property Taxes			Source Code Total: 114.61	
07/11	Tax Distribution	0	19.98	C
07/15	Tax Distribution	0	94.63	C
12100.2019 2019 Personal Property Taxes			Source Code Total: 152.50	
07/07	Tax Distribution	0	37.93	C
07/15	Tax Distribution	0	94.83	C
07/26	Tax Distribution	0	9.17	C
07/26	Tax Distribution	0	10.57	C
12100.2020 2020 Personal Property Taxes			Source Code Total: 650.08	
07/01	Tax Distribution	0	28.79	C
07/05	Tax Distribution	0	7.99	C
07/07	Tax Distribution	0	434.53	C
07/08	Tax Distribution	0	18.58	C
07/15	Tax Distribution	0	(4.87)	C



Yavapai County Treasurer

Monthly Statement

Date Range: 7/1/2022 to 7/31/2022

07/15	Tax Distribution	0	93.72	C
07/25	Tax Distribution	0	51.61	C
07/26	Tax Distribution	0	9.16	C
07/26	Tax Distribution	0	10.57	C
12100.2021 2021 Personal Property Taxes			Source Code Total: 3,218.54	
07/01	Tax Distribution	0	729.90	C
07/05	Tax Distribution	0	186.80	C
07/05	Tax Distribution	0	12.86	C
07/06	Tax Distribution	0	647.33	C
07/07	Tax Distribution	0	739.33	C
07/08	Tax Distribution	0	27.17	C
07/08	Tax Distribution	0	92.35	C
07/11	Tax Distribution	0	42.68	C
07/14	Tax Distribution	0	168.87	C
07/15	Tax Distribution	0	(41.60)	C
07/15	Tax Distribution	0	92.59	C
07/19	Tax Distribution	0	134.73	C
07/25	Tax Distribution	0	50.66	C
07/26	Tax Distribution	0	9.18	C
07/26	Tax Distribution	0	325.69	C
37150.0 FDAT Distributions			Source Code Total: 2,010.52	
07/01	Fire Dist Assistance Tax 0.142976	0	265.63	C
07/05	Fire Dist Assistance Tax 0.142976	0	154.60	C
07/06	Fire Dist Assistance Tax 0.142976	0	301.53	C
07/07	Fire Dist Assistance Tax 0.142976	0	70.49	C
07/08	Fire Dist Assistance Tax 0.142976	0	191.72	C
07/11	Fire Dist Assistance Tax 0.142976	0	170.83	C
07/12	Fire Dist Assistance Tax 0.142976	0	52.86	C
07/13	Fire Dist Assistance Tax 0.142976	0	50.42	C
07/14	Fire Dist Assistance Tax 0.142976	0	45.09	C
07/15	Fire Dist Assistance Tax 0.142976	0	52.58	C
07/18	Fire Dist Assistance Tax 0.142976	0	65.10	C
07/19	Fire Dist Assistance Tax 0.142976	0	39.65	C
07/20	Fire Dist Assistance Tax 0.142976	0	187.90	C
07/21	Fire Dist Assistance Tax 0.142976	0	37.09	C
07/22	Fire Dist Assistance Tax 0.142976	0	25.74	C
07/25	Fire Dist Assistance Tax 0.142976	0	60.55	C
07/26	Fire Dist Assistance Tax 0.142976	0	54.75	C
07/27	Fire Dist Assistance Tax 0.142976	0	47.29	C
07/28	Fire Dist Assistance Tax 0.142976	0	87.76	C
07/29	Fire Dist Assistance Tax 0.142976	0	48.94	C
90002.0 Interest Pd on Tax Roll Corrections			Source Code Total: (.66)	
07/15	81986 200-02-10011 2020 Adjustment/Corr Refund	81986	(.66)	D



Yavapai County Treasurer

Monthly Statement

Date Range: 7/1/2022 to 7/31/2022

91702.0 Transfer out		Source Code Total: (93,159.25)	
07/27	Transfer Request per KM	0	(93,159.25) D
		6065540000 Chino Valley Fire Dist GF	Ending Balance: 134,411.54

Chino Valley Fire District
Bank Reconciliation Summary
For the Bank Statement ending: 7/31/2022

BANK CONTROL ID: GEN - GENERAL FUND	DESC: GENERAL FUND	ACCOUNT NO: 00000000000000
Beginning Balance:	07/01/22	\$196,165.28
Deposits and Credits:		\$31,406.17
Checks and Charges:		(\$93,159.91)
Adjustments:		\$0.00
Ending Balance Per Reconciliation:		\$134,411.54
Ending Balance Per Bank Statement:	07/31/22	\$134,411.54
* Outstanding Deposits and Credits:	07/31/22	\$0.00
* Outstanding Checks and Charges:	07/31/22	\$0.00
Ending Book Balance:	07/31/22	\$134,411.54

* Outstanding amounts are all outstanding credits and charges dated prior or equal to the Reconciliation date.

Chino Valley Fire District
BR Checks and Charges Cleared
For the Bank Statement ending: 7/31/22

GEN		General Fund			000000000000000
<u>Date</u>	<u>Document</u>	<u>Description</u>	<u>Module</u>	<u>Company</u>	<u>Amount</u>
07/31/22	Cash With Yav Cty	Fire Authority Funding - June,	GL	CHINOV	\$93,159.25
07/31/22	Cash With Yav Cty	GF Tax Roll Corrections - July	GL	CHINOV	\$0.66
TOTAL CHECKS AND CHARGES CLEARED:					\$93,159.91

Chino Valley Fire District
BR Checks and Charges Outstanding
For the Bank Statement ending:

<u>Date</u>	<u>Document</u>	<u>Description</u>	<u>Module</u>	<u>Company</u>	<u>Amount</u>
-------------	-----------------	--------------------	---------------	----------------	---------------

TOTAL CHECKS AND CHARGES OUTSTANDING:

Chino Valley Fire District
BR Deposits and Credits Cleared
For the Bank Statement ending: 7/31/22

GEN		General Fund			0000000000000000
<u>Date</u>	<u>Document</u>	<u>Description</u>	<u>Module</u>	<u>Company</u>	<u>Amount</u>
07/31/22	Cash With Yav Cty	GF Tax Revenue - July, 2022	GL	CHINOV	\$31,406.17
TOTAL DEPOSITS AND CREDITS CLEARED:					\$31,406.17

Chino Valley Fire District
BR Deposits and Credits Outstanding
For the Bank Statement ending:

<u>Date</u>	<u>Document</u>	<u>Description</u>	<u>Module</u>	<u>Company</u>	<u>Amount</u>
-------------	-----------------	--------------------	---------------	----------------	---------------

TOTAL DEPOSITS AND CREDITS OUTSTANDING:

Chino Valley Fire District
Bank Reconciliation Register

<u>Document Number</u>	<u>Date</u>	<u>BR Status</u>	<u>Void?</u>	<u>Description</u>	<u>Date Cleared</u>	<u>Amount</u>
MODULE: JOURNAL ENTRIES FROM GENERAL LEDGER						
BANK CONTROL ID: GEN - GENERAL FUND						
Cash With Yav Cty	07/31/22	Marked	No	Fire Authority Funding - June,	08/10/22	\$93,159.25
Cash With Yav Cty	07/31/22	Marked	No	GF Tax Revenue - July, 2022	08/10/22	\$31,406.17
Cash With Yav Cty	07/31/22	Marked	No	GF Tax Roll Corrections - July	08/10/22	\$0.66
SUB TOTAL FOR BANK:						\$124,566.08
TOTAL FOR MODULE:						\$124,566.08

Chino Valley Fire District
BR Adjustments Report
For the Bank Statement ending:

<u>Date</u>	<u>Document</u>	<u>Description</u>	<u>GL Account</u>	<u>Offset Amt</u>	<u>Adj. Amt</u>
-------------	-----------------	--------------------	-------------------	-------------------	-----------------

DOCUMENT:

ADJUSTMENT DOCUMENT " TOTAL:

TOTAL FOR ALL ADJUSTMENTS:

Chino Valley Fire District
Income Statement
(Original Budget to Actual Comparison)
For the period of 7/1/2022 Through 7/31/2022

Fund: (10) General Fund

	Account	Current Period				Year To Date			
		Actual	Budget	Variance	%	Actual	Budget	Variance	%
Revenues									
Real Estate Tax	10400000000	\$25,249.00	\$5,218,024.00	\$(5,192,775.00)	(99.5)%	\$4,733,843.36	\$5,218,024.00	\$(484,180.64)	(9.3)%
Personal Property Tax	10410000000	4,146.65	0.00	4,146.65	0.0	122,632.73	0.00	122,632.73	0.0
Fire District Assistance Tax	10420000000	2,010.52	400,000.00	(397,989.48)	(99.5)	402,670.91	400,000.00	2,670.91	0.7
Interest Income-General Fund	10490000000	0.00	0.00	0.00	0.0	1,233.70	0.00	1,233.70	0.0
Rebates/Refunds	10500000000	0.00	2,000.00	(2,000.00)	(100.0)	0.00	2,000.00	(2,000.00)	(100.0)
Misc. Revenues	10510000000	0.00	0.00	0.00	0.0	4.38	0.00	4.38	0.0
Net Revenues		\$31,406.17	\$5,620,024.00	\$(5,588,617.83)	(99.4)%	\$5,260,385.08	\$5,620,024.00	\$(359,638.92)	(6.4)%
Program Expenses									
Fire Authority Funding	10670010000	\$93,159.25	\$5,575,524.00	\$5,482,364.75	98.3%	\$5,324,090.85	\$5,575,524.00	\$251,433.15	4.5%
Total Program Expenses		\$93,159.25	\$5,575,524.00	\$5,482,364.75	98.3 %	\$5,324,090.85	\$5,575,524.00	\$251,433.15	4.5 %
Fund Raising Expenses									
Audit & Accounting	10640010000	\$0.00	\$8,000.00	\$8,000.00	100.0%	\$4,000.00	\$8,000.00	\$4,000.00	50.0%
Other Prof Services/Admin	10640510000	0.00	30,500.00	30,500.00	100.0	0.00	30,500.00	30,500.00	100.0
Legal Services - Routine	10641010000	0.00	5,000.00	5,000.00	100.0	1,347.00	5,000.00	3,653.00	73.1
Fire Board Expenses	10644110000	0.00	1,000.00	1,000.00	100.0	551.06	1,000.00	448.94	44.9
Misc/Admin	10661010000	0.66	0.00	(0.66)	0.0	15.84	0.00	(15.84)	0.0
Contingency Expense - Current	10780130000	0.00	20,000.00	20,000.00	100.0	0.00	20,000.00	20,000.00	100.0
Total Fund Raising Expenses		\$0.66	\$64,500.00	\$64,499.34	100.0 %	\$5,913.90	\$64,500.00	\$58,586.10	90.8 %
Total Expenses		\$93,159.91	\$5,640,024.00	\$5,546,864.09	98.3%	\$5,330,004.75	\$5,640,024.00	\$310,019.25	5.5%
Net Income (Loss)		\$(61,753.74)	\$(20,000.00)	\$(41,753.74)	(208.8)%	\$(69,619.67)	\$(20,000.00)	\$(49,619.67)	(248.1)%

8/10/22
9:23:23 AM

Chino Valley Fire District

Balance Sheet

As of 7/31/2022

Fund: (10) General Fund

Assets

Current Assets

Cash with Yavapai County	\$134,411.54	
Taxes Receivable	134,851.50	
Total Current Assets		\$269,263.04

Total Assets		\$269,263.04
---------------------	--	---------------------

Liabilities and Net Assets

Current Liabilities

Accounts Payable	\$270.00	
Deferred Compensation (Prop Tax)	96,636.35	
Total Current Liabilities		\$96,906.35

Total Liabilities		\$96,906.35
--------------------------	--	--------------------

Net Assets

Fund Balance	\$241,976.93	
Current Year Net Assets	(69,619.67)	
Total Net Assets		172,357.26

Total Liabilities and Net Assets		\$269,263.61
-----------------------------------------	--	---------------------

Chino Valley Fire District
GL Account Ledger - Detail By Period
7/1/2022 through 7/31/2022

Batch	Journal	Entry #	Date	Job	Document	Description	Debits	Credits	Balance	
10.1100.0.0.000		CASH WITH YAVAPAI COUNTY								\$196,165.28
2256	GJ	143986	07/31/22		Cash With Yav Cty	Fire Authority Funding - June, 2022	-	93,159.25	103,006.03	
2257	GJ	143987	07/31/22		Cash With Yav Cty	GF Tax Revenue - July, 2022	31,406.17	-	134,412.20	
2258	GJ	143992	07/31/22		Cash With Yav Cty	GF Tax Roll Corrections - July, 2022	-	0.66	134,411.54	
CASH WITH YAVAPAI COUNTY TOTALS:							\$31,406.17	\$93,159.91	\$134,411.54	
TOTAL OF LEDGER:							\$31,406.17	\$93,159.91	\$134,411.54	

Chino Valley Fire District
GL Trial Balance Worksheet
For The Period of 7/1/2022 through 7/31/2022

Account	Description	Balances				Adjustments
		Beginning	Debits	Credits	Ending	
10.1100.0.0.000	Cash with Yavapai County	\$196,165.28	\$31,406.17	\$93,159.91	\$134,411.54	
TOTALS:		\$196,165.28	\$31,406.17	\$93,159.91	\$134,411.54	

* Inactive accounts are marked and appear in grey.