

## AGENDA

**Central Arizona Fire and Medical Authority  
Central Arizona Fire and Medical Authority Board of Directors  
CA Regular Meeting  
Monday, August 22, 2022, 5:00 pm - 6:00 pm  
Central Arizona Fire and Medical Authority, Administration, 8603 E. Eastridge Drive,  
Prescott Valley**

### NOTICE OF MEETING

Pursuant to A.R.S. § 38-431.02, notice is hereby given to the members of the Central Arizona Fire and Medical Authority Board of Directors and the general public that the **Central Arizona Fire and Medical Authority** will hold a meeting open to the public on **Monday, August 22, 2022 at 5:00 p.m.** The meeting will be held at **Central Arizona Fire and Medical Authority, Administration, 8603 E. Eastridge Drive, Prescott Valley, Arizona.** The Board may vote to go into Executive Session on any agenda item, pursuant to A.R.S. §38-431.03(A)(3) for discussion and consultation for legal advice with Authority's Attorney on matters as set forth in the agenda item. The following topics and any variables thereto, will be subject to Board consideration, discussion, approval, or other action. All items are set for possible action. Members may attend in person or via remote methods of communication.

1. CALL TO ORDER / ROLL CALL OF BOARD MEMBERS
2. PLEDGE OF ALLEGIANCE
3. NEW BUSINESS

A. Swear In New Board Member

4. CORRESPONDENCE AND PRESENTATIONS
  - A. Letters from the Public and Board Recognition
  - B. Semi-Annual 2022 Alarm Summary

5. REPORTS

Reports are informational only. Any item articulated in the reports is subject to clarification, discussion, and direction by the Board; no action will be taken.

- A. Board Member Reports
  - B. Division Reports

6. CALL TO THE PUBLIC

In accordance with A.R.S. §38-431.01(H) the Central Arizona Fire and Medical Authority Board has decided to allow public comments as time permits. Those wishing to address the Board regarding an issue within the jurisdiction of this public body may do so by completing a *Call to the Public* form and submitting it to Staff. Speakers are limited to three (3) minutes, but may submit written comments for Board records. Call to the Public shall not exceed 30 minutes per meeting. Board members shall not discuss or take legal action on matters raised during an open call to the public, but may ask Staff to review a matter or may ask that a matter be placed on a future agenda.

## 7. CONSENT AGENDA

All matters listed under consent agenda are considered to be routine by the Central Arizona Fire and Medical Authority Board and will be enacted by one motion. There will be no separate discussion on these items. Any item may be removed by a Board member and will be considered separately for motion, discussion, and action.

- A. Approve Regular Session Minutes - July 25, 2022
- B. Approve General Fund Financial Statements
- C. Approve Fire Protection Agreements: Carino and Ohm

## 8. VOTE TO GO INTO EXECUTIVE SESSION

- A. Legal Advice Pursuant to A.R.S. §38-431.03(A)(4) Regarding SpeedConnect Sublease Agreement
- B. Legal Advice Pursuant to A.R.S. §38-431.03(A)(3) Regarding AMR Fee Schedule Letter Status
- C. Legal Advice Pursuant to A.R.S. §38-431.03(A)(3) Regarding CARTA Erosion Issue Status
- D. Legal Advice Pursuant to A.R.S. §38-431.03(A)(4) Regarding Priority Ambulance Contract

## 9. OLD BUSINESS

- A. Discussion and Possible Action Regarding the SpeedConnect Sublease Agreement
- B. Discussion and Possible Action Regarding AMR Fee Schedule Letter Status
- C. Discussion and Possible Action Regarding CARTA Erosion Issue Status

## 10. NEW BUSINESS, CONTINUED

- A. Discussion and Possible Action Regarding Priority Ambulance Contract
- B. Discussion and Possible Action to Approve the Purchase of Opticom Preemption System

## 11. ADJOURNMENT

Disabled persons needing reasonable accommodations should call 928-772-7711 prior to the scheduled meeting.

## OATH OF OFFICE

STATE OF ARIZONA     )  
                                      ) ss.  
County of Yavapai     )

I, \_\_\_\_\_, do solemnly swear (or affirm) that I will support the Constitution of the United States and the Constitution and laws of the State of Arizona, that I will bear true faith and allegiance to the same and defend them against all enemies, foreign and domestic; and I pledge to uphold the mission and policies of the Authority, and will faithfully and impartially discharge the duties of the position of

---

(Name of Position)

of the Central Arizona Fire and Medical Authority, according to the best of my ability, so help me God (or, so I do affirm).

---

(Member)

*\*\*Note: Only signatures of elected officials or appointed members to pension boards must be notarized.\*\**

Subscribed and sworn to (or affirmed) before me on this \_\_\_\_\_ day of \_\_\_\_\_, 2022, by \_\_\_\_\_.

---

Notary Public

My commission expires: \_\_\_\_\_

**Arizona Revised Statute § 38-231.**

**Officers and employees required to take loyalty oath; form; classification; definition**

A. In order to ensure the statewide application of this section on a uniform basis, each board, commission, agency and independent office of this state, and of any of its political subdivisions, and of any county, city, town, municipal corporation, school district and public educational institution, shall completely reproduce this section so that the form of written oath or affirmation required in this section contains all of the provisions of this section for use by all officers and employees of all boards, commissions, agencies and independent offices.

B. Any officer or employee who fails to take and subscribe to the oath or affirmation provided by this section within the time limits prescribed by this section is not entitled to any compensation until the officer or employee does so take and subscribe to the form of oath or affirmation prescribed by this section.

C. Any officer or employee having taken the form of oath or affirmation prescribed by this section, and knowingly at the time of subscribing to the oath or affirmation, or at any time thereafter during the officer's or employee's term of office or employment, does commit or aid in the commission of any act to overthrow by force, violence or terrorism as defined in section 13-2301 the government of this state or of any of its political subdivisions, or advocates the overthrow by force, violence or terrorism as defined in section 13-2301 of the government of this state or of any of its political subdivisions, is guilty of a class 4 felony and, on conviction under this section, the officer or employee is deemed discharged from the office or employment and is not entitled to any additional compensation or any other emoluments or benefits which may have been incident or appurtenant to the office or employment.

D. Any of the persons referred to in article XVIII, section 10, Constitution of Arizona, as amended, relating to the employment of aliens, are exempted from any compliance with this section.

E. In addition to any other form of oath or affirmation specifically provided by law for an officer or employee, before any officer or employee enters upon the duties of the office or employment, the officer or employee shall take and subscribe the following oath or affirmation: (See reverse).

F. For the purposes of this section, "officer or employee" means any person elected, appointed or employed, either on a part-time or full-time basis, by this state or any of its political subdivisions or any county, city, town, municipal corporation, school district, public educational institution or any board, commission or agency of any county, city, town, municipal corporation, school district or public educational institution.

Initial: \_\_\_\_\_ Date: \_\_\_\_\_





"Serving Since 1864"

# YAVAPAI COUNTY SHERIFF'S OFFICE

David Rhodes, Sheriff

255 East Gurley Street, Prescott, AZ 86301

(928) 771-3260

[www.ycsoaz.gov](http://www.ycsoaz.gov)

August 11, 2022

Scott Freitag, Fire Chief  
Central Arizona Fire & Medical Authority  
8603 East Eastridge Drive  
Prescott Valley, AZ 86314

Chief Freitag,

On June 28, 2022, this agency lost our own Sergeant Rick Lopez to a senseless act of violence, the first death in the Yavapai County Sheriff's Office in forty-nine years. The shock and devastation that struck our personnel could have immobilized us, but thanks to you and your incredible staff, we were able to rise up and meet the many immediate and unexpected challenges with which we were presented.

The generosity of spirit and the support provided by your agency so willingly, without hesitation, lifted the morale of our agency. You personally reached out to offer assistance, and multiple personnel from your agency helped guide us through the living nightmare we were experiencing, providing encouragement, alliance and direction in the process. Through your ongoing and all-encompassing presence, we were strengthened and buoyed.

Please know that you have our unending appreciation for everything and everyone who helped us through this tragedy. The Sheriff's Office will always be here to render aid and stand shoulder to shoulder with you in any event, as you have done for us.

With sincere gratitude,

A handwritten signature in blue ink, appearing to read "David Rhodes", is written over the typed name.

David Rhodes  
Yavapai County Sheriff



# **PRESCOTT VALLEY POLICE DEPARTMENT**

---

**7601 E. SKOOG BLVD, PRESCOTT VALLEY, AZ 86314**  
PHONE: 928.772.9261 • FAX: 928.772.2700



July 26, 2022

Fire Chief Scott Freitag  
Central Arizona Fire & Medical Authority  
8603 E Eastridge Dr  
Prescott Valley, AZ 86314

Dear Chief Freitag,

On July 13, 2022, Captain Rick Olson participated in the selection/promotional process to select the next Prescott Valley Police Sergeants. This process was a comprehensive and detailed day of oral boards that consisted of a multitude of community members, Town of Prescott Valley leaders, and local law enforcement leaders, who were asked to evaluate the candidates.

Rick's insight, knowledge, partnership, and dedication to our community was critical during evaluation of the candidates and provided me with vital information to assist in my selection of the next first line supervisor in this organization. A police sergeant must be a leader who can train and lead people; promote the mission, vision, and values of the department; and positively interact with people in the community and within the organization. I believe that this process identified the top two candidates based upon their skills and attributes and provided me accurate information to promulgate a rank order promotional list for sergeant. Rick's contribution in this evaluation process was instrumental for these future promotions.

Thank you again for your support of the Prescott Valley Police Department and please thank Rick on my behalf for his leadership and contribution to our promotion process.

Sincerely,

A handwritten signature in black ink, appearing to read "Robert L. Ticer".

Robert L. Ticer  
Chief of Police



July 11, 2022

To Yavapai Central Fire District  
Dear Staff,

I want to extend a thank  
you to those who helped my  
husband Robert on [REDACTED] at  
[REDACTED].

He appreciates  
the care and professionalism  
with which you treated both of us.

Despite the efforts of so many  
people Bob died on [REDACTED]  
Everyone worked so hard to care  
for him but, his body just  
gave out.

Things were so chaotic that I  
forgot to ask your names or note  
the firetruck #.


Bob's family wants you to know  
how much we appreciate your help.

Sincerely, Marilyn

The card features a vibrant yellow background with a repeating geometric pattern of interlocking squares and lines. Centered on the card is a dark grey octagonal shape containing the text. The text is arranged in three lines: 'THANK YOU' in a large, white, sans-serif font; a line of white dashes followed by the words 'for Your' in a white script font, followed by another line of white dashes; and 'LEADERSHIP' in a large, white, sans-serif font.

THANK YOU  
— *for Your* —  
LEADERSHIP





Thank you Eric for Showing me and  
my family around and making the job look  
extremely intriguing. I'm looking forward to  
keeping in touch and seeing you again. Thank you  
very much - Chad [REDACTED]

---

With your insights  
and encouragement,  
your vision and drive,  
you make this  
a great place to work.

---




*Congratulations*

Chief Freitag,

Wanted to send  
a note on your amazing  
award and very well  
deserve! God Bless you  
and your family!

Appreciate your protection  
over our Community.

Sincerely  
Mary and Kirk





# Central Arizona Fire & Medical Authority

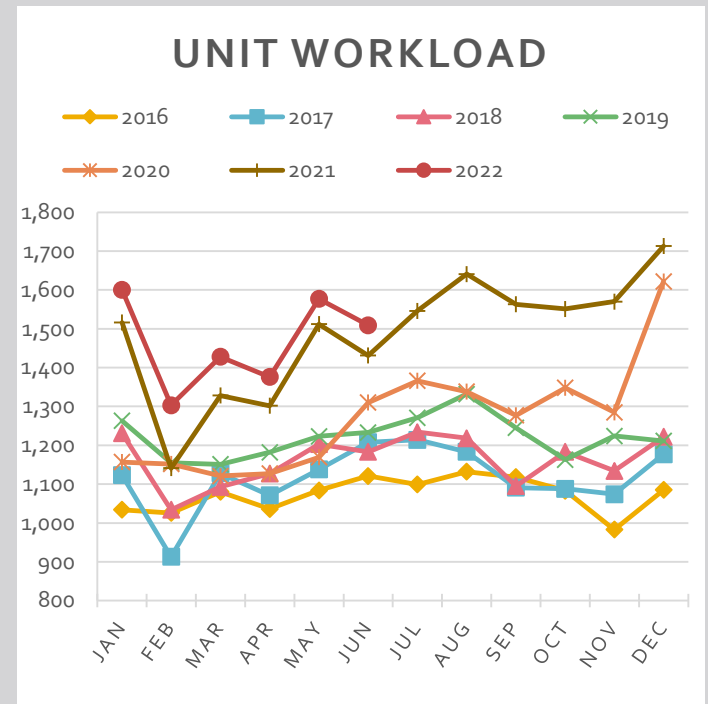
Alarm Summary: January – June 2022





# CAFMA Call Volume by Month

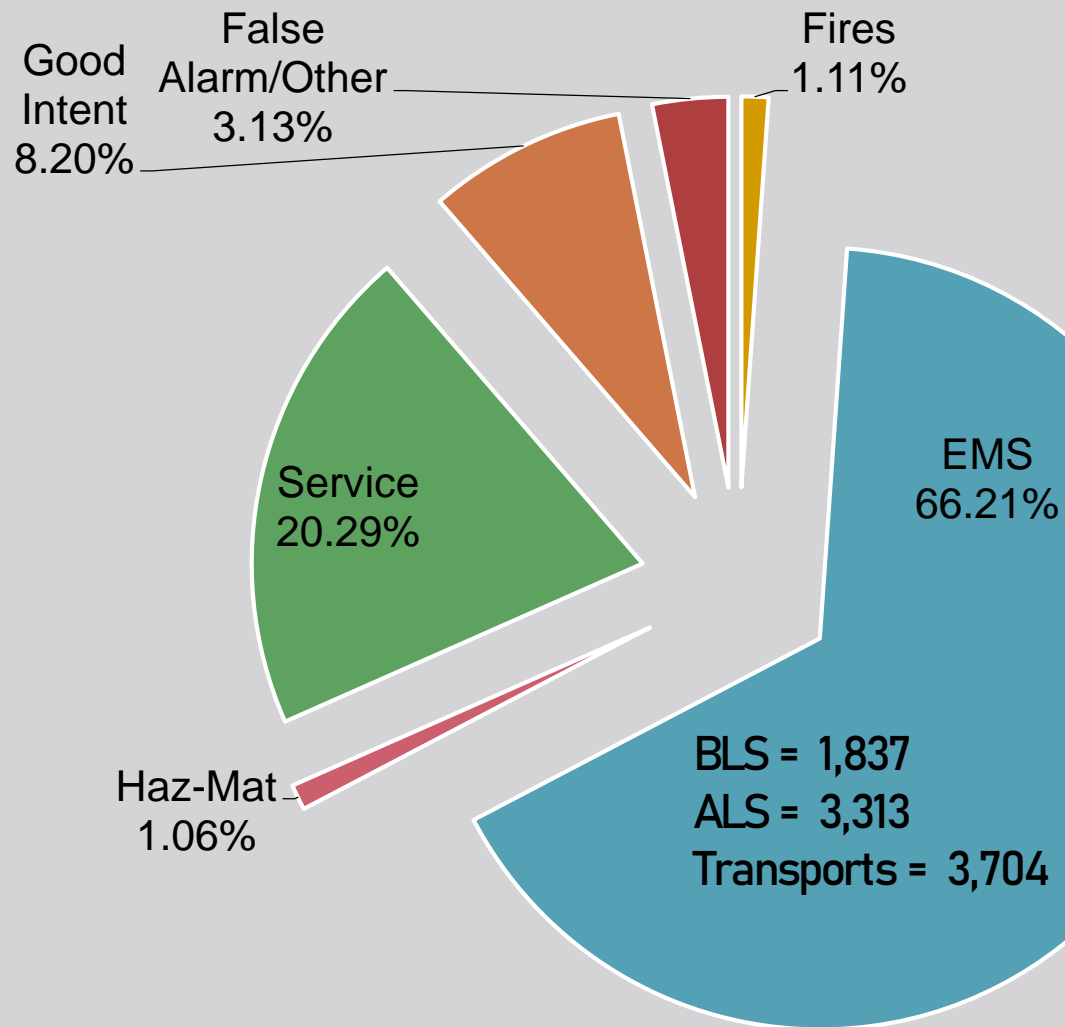
	2016	2017	2018	2019	2020	2021	2022
Jan	1,034	1,123	1,231	1,263	1,157	1,516	<b>1,600</b>
Feb	1,026	913	1,034	1,155	1,152	1,141	1,303
March	1,080	1,128	1,093	1,151	1,121	1,328	1,428
April	1,036	1,071	1,127	1,182	1,127	1,302	1,376
May	1,084	1,138	1,203	1,223	1,169	1,512	1,577
June	1,121	1,208	1,183	1,233	1,310	1,431	1,509
July	1,099	<b>1,214</b>	<b>1,234</b>	1,271	1,366	1,546	
Aug	<b>1,132</b>	1,183	1,218	<b>1,332</b>	1,338	1,641	
Sept	1,118	1,091	1,095	1,245	1,277	1,563	
Oct	1,083	1,088	1,183	1,163	1,348	1,551	
Nov	983	1,074	1,134	1,224	1,285	1,570	
Dec	1,085	1,177	1,222	1,211	<b>1,622</b>	<b>1,713</b>	
Avg	1,073	1,117	1,163	1,221	1,273	1,485	1,466
<b>TOTAL</b>	<b>12,881</b>	<b>13,408</b>	<b>13,957</b>	<b>14,653</b>	<b>15,272</b>	<b>17,814</b>	<b>8,793</b>



# 3 – Year Comparison (1/1 – 6/30)

	2020	2021	2022
Total Call Volume (In-District)	6,047	6,980	7,374
TOTAL FIRES	79	99	82
Structure	5	5	7
Structure; confined	19	14	15
Mobile/Portable Structure	8	14	13
Wildland/Brush/Grass	19	31	28
Vehicle	13	15	5
Trash/Other	15	20	13
EMS	4,097	4,575	4,882
OTHER	1,871	2,306	2,410
Automatic Aid:			
PFD to CAFMA	411	426	419
CAFMA to PFD	695	794	826

# CAFMA Calls by Category



# Top 20 Call Types

# Incidents by Series

INCIDENT TYPE	TOTAL
321 EMS Call	4,538
554 Assist Invalid	846
611 Cancelled en Route	330
553 Public Service	324
622 No Incident Found on Arrival	160
322 Vehicle Accident with Injuries	113
311 Medical Assist	108
324 Motor Vehicle Accident With No Injuries	107
551 Assist Police or Other Gov't Agency	89
561 Unauthorized Burning	70
510 Person in Distress	61
733 Smoke Detector Activation due to Malfunction	58
745 Alarm System Sounded; No Fire – Unintentional	55
735 Alarm System Sounded Due to Malfunction	46
412 Gas Leak (Natural Gas or LPG)	44
651 Smoke Scare; Odor of Smoke	33
671 HazMat release investigation w/no HazMat	32
631 Authorized controlled burning	28
552 Police Matter	21
541 Animal Problem	19

INCIDENT SERIES	TOTAL
100 Fire	82
200 Overpressure/Explosion/Overheat	3
300 EMS/Rescue	4,882
400 Hazardous Condition	78
500 Service Call	1,496
600 Good Intent Call	605
700 False Alarm/False Call	225
800 Severe Weather/Natural Disaster	1
900 Special Incident/Citizen Complaint	2

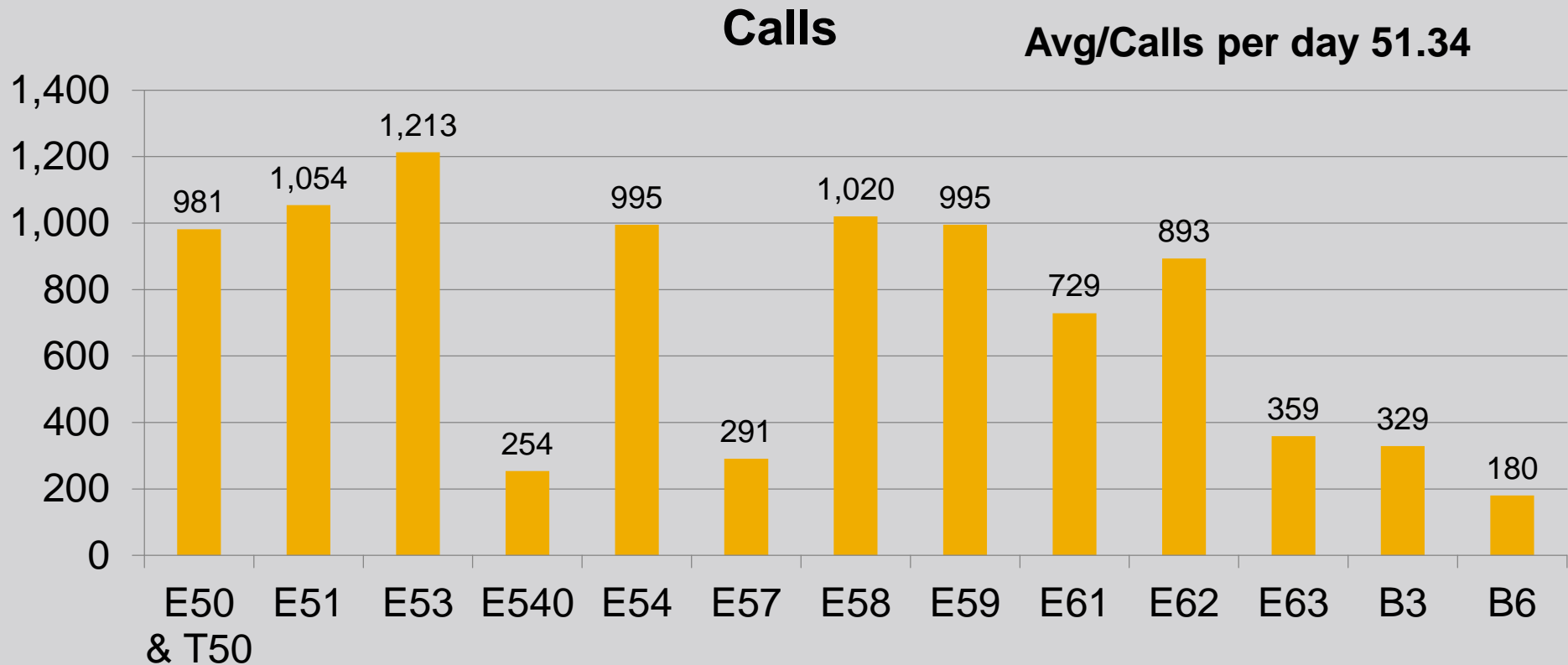
# Calls by First Due Area, in District

■ Station 50	841	(-4.2%)
■ Station 51	210	(-12.5%)
■ Station 53	994	(+0.2%)
■ Station 54	1,079	(-0.7%)
■ Station 57	267	(-7.0%)
■ Station 58	795	(+0.3%)
■ Station 59	848	(-3.6%)
■ AVG Calls per Day by CAFMA Stations	36.35	

■ Station 61	521	(+6.1%)
■ Station 62	780	(+10.6%)
■ Station 63	244	(-7.2%)
■ Station 71	97	(-25.4%)
■ Station 72	31	(-27.9%)
■ Station 73	86	(+160.6%)
■ Station 74	22	(-8.3%)
■ Station 75	126	(+2.4%)
■ AVG Calls per Day in CAFMA Districts	38.37	

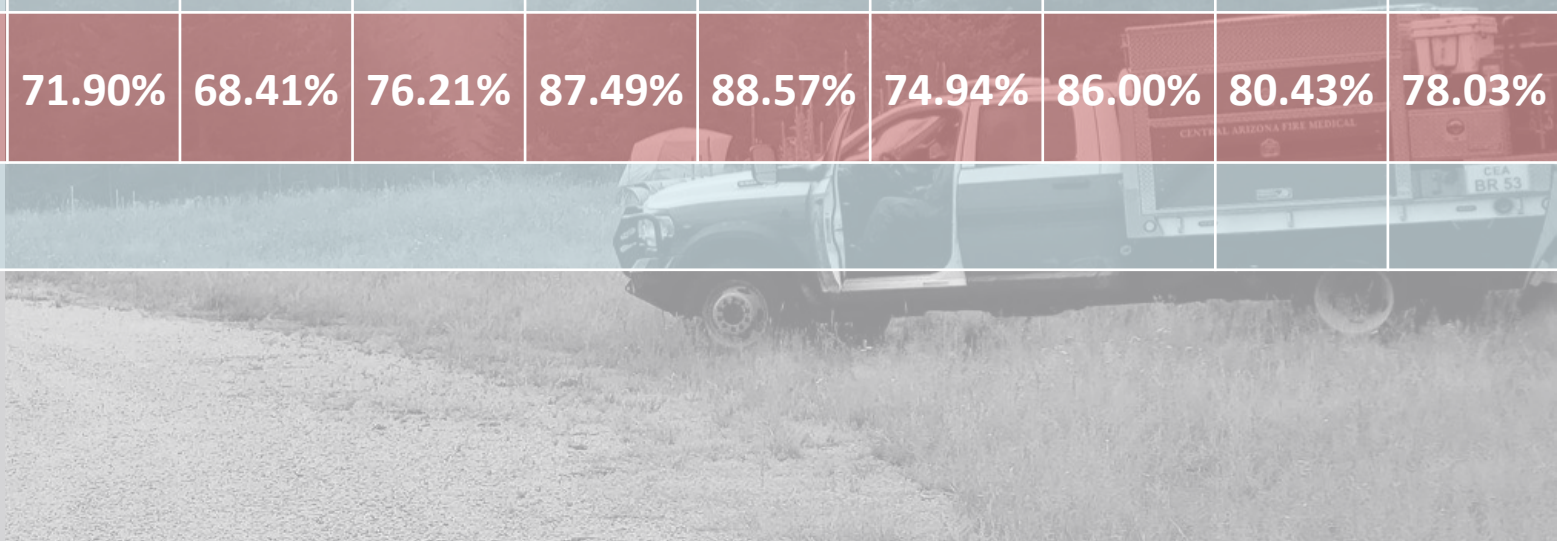
# Total Calls by Unit Response

The workload includes calls CAFMA engines ran in CAFMA districts and other jurisdictions.  
[Prescott, Williamson Valley, Walker, and all out of district. (beyond Ponderosa Park, Cherry & Orme Road, Hwy 89)]



# Station Response Reliability

Engine	E50	E51	E53	E54	E57	E58	E59	E61	E62	E63
1st Qtr	76.99%	67.73%	74.91%	86.06%	89.68%	76.28%	85.95%	80.90%	79.09%	91.13%
2nd Qtr	67.25%	69.11%	77.59%	88.85%	87.39%	73.41%	86.05%	80.00%	77.07%	90.08%
2022	71.90%	68.41%	76.21%	87.49%	88.57%	74.94%	86.00%	80.43%	78.03%	90.61%





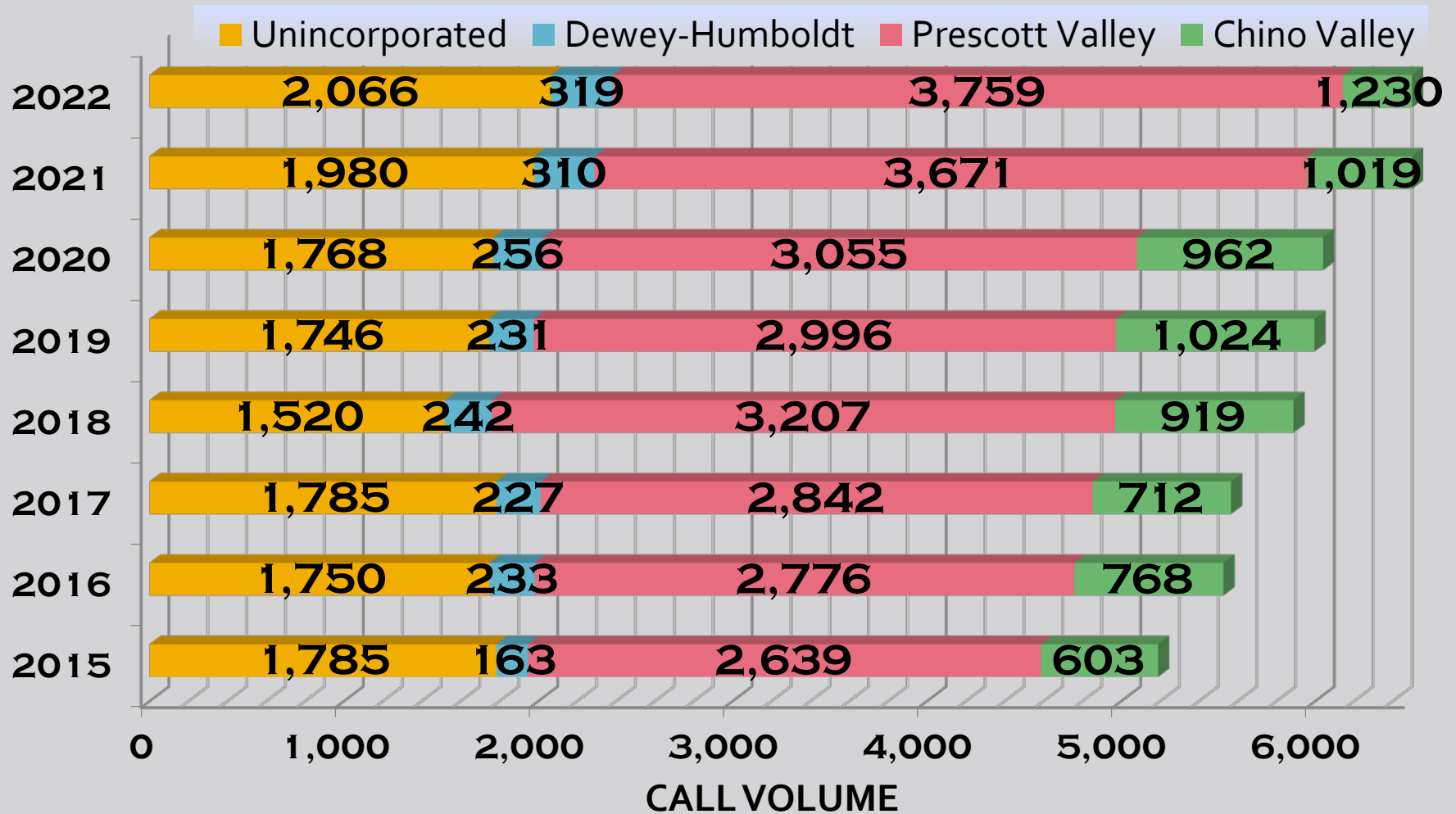
# Unit Hour Utilization

Unit	Call Volume	Daily Average	Unit Hour Utilization
E50	959	5.30	29.70%
E51	1,054	5.82	27.71%
E53	1,213	6.70	29.93%
E540	254	2.54	58.79%
E54	995	5.50	26.22%
E57	291	1.61	19.16%
E58	1,020	5.64	27.23%
E59	995	5.50	27.49%
E61	729	4.03	23.22%
E62	893	4.93	31.10%
E63	359	1.98	21.53%





# Calls by Municipality



# Fire Incident Summary

20 Fires involving Residential Structures

13 Fires Confined Inside Structures

12 Fires in Residential Out Structures

4 Fires in Commercial Structures

19 Structure Fire Loss < \$5,000

10 Structure Fire Loss \$5,000 – \$100,000

7 Structure Fire Loss > \$100,000

45 Residential Fires	Loss of \$1,516,342
----------------------	---------------------

4 Commercial Fires	Loss of \$ 162,200
--------------------	--------------------

5 Vehicle Fires	Loss of \$ 112,085
-----------------	--------------------

28 Wildland / Brush / Grass Fires	Loss of \$ 550
-----------------------------------	----------------

13 Outside Rubbish / Trash / Other	Loss of \$ 200
------------------------------------	----------------

Firefighter Injuries – 0

Civilian Injuries – 2

Firefighter Fatalities – 0

Civilian Fatalities – 0

# Responses Outside the District

## **Auto Aid:**

CAFMA to PFD 826

PFD to CAFMA 419

CAFMA to WVFD 1

WVFD to CAFMA 17

## **Out of District Calls (55):**

2 Wildland Fire, 17 EMS, 9 Vehicle Accidents, 1 Unauthorized Burning,  
2 Search & Rescue, 3 Public Service, 19 Cancelled en Route,  
1 No Incident Found, 1 Move-up/Stand-by

## **Mutual Aid Given (2):**

Mayer Fire District: 1 Wildland Fire, 1 Cancelled en Route

## **Off-District Wildland Incidents Supported (17):**







6 Arizona, 7 New Mexico, 2 California, 1 Tennessee, 1 Texas

# Response Time Analysis

## Response Time Performance - 1st on Scene

Emergency (Code 3) Responses that Meet the Defined Standard / All Emergency Responses in the Defined Area

*The Goal is to be Above 90%*

  	URBAN 		SUBURBAN		 RURAL 		WILDERNESS*	
STANDARD	09:00 mm:ss		10:00 mm:ss		14:00 mm:ss		30:00 mm:ss	
2022	%	CALLS	%	CALLS	%	CALLS	%	CALLS
Jan-March	91.1	775	87.47	359	88.16	549	100	3
April-June	94.44	737	90.98	410	89.9	515	100	11
TOTAL	92.73	1,512	89.47	769	89	1,064	100	14
Average Emergency Response	05:39 mm:ss		07:13 mm:ss		08:42 mm:ss		14:15 mm:ss	

\*includes out-of-district

# Prevention & Training Summaries

FIRE PREVENTION	
Public Education - Prevention Staff Only	5
# Attendees	170
Public Education - Fire Pal Program	0
# Attendees	0
Community Risk Management	
Business Inspections	942
Defensible Space Assessments	6
Knox Box Detail	24
Event Consultations & Inspections	18
Fire Hydrant Service	9
Miscellaneous Meetings, FM/AFM Meetings	80
Fire Investigations	
Fire Investigations - Arson	
Fire Investigations - All Other	3
Construction	
IPRs & Pre-Construction Meetings	
Sub-Division / Development Plan Review	10
Building Plan Reviews	0
Building Construction Inspections	0
Fire Protection System Plan Reviews	142
Fire Protection System Construction Inspections	133
Revenue - Construction Permit Fees	0
Revenue - Event Permit Fees	\$0.00

Training or Activity Event	Hours
Company Training	5,118
EMS Training or Activity	1,891
Exposure Reporting	151
HAZMAT Training	77
HR/OSHA	16
Move-Up	770
Physical Fitness	484
Prevention	16
Station	141
Technical Rescue Training	340
Wildland Training	322
<b>Grand Total</b>	<b>9,325</b>



# Staffing, Facilities & Fleet Summaries

## STAFFING SUMMARY

### OPERATIONS

#### OPERATIONS/EMS/TRAINING

Battalion Chief	8
Captain	32
Engineer	30
Firefighter	50
<b>Total</b>	<b>120</b>

### ADMINISTRATION

Chief Officers	4
Finance	5
Human Resources	3
Administration	6
<b>Total</b>	<b>18</b>

### PLANNING & LOGISTICS

IT/Communications	5
Facilities	3
Fleet	5
Warehouse	3
Prevention	5
<b>Total</b>	<b>21</b>

## FACILITY SUMMARY

Fire Stations	10
Reserve Stations	2
Administration	1
Training Academy	1
Fleet Maintenance	1
Technical Services	1
Supply Warehouse	1



## FLEET SUMMARY

### Type 1 & 2 Engines

Paramedic Engines	11
Reserve Engines	4
Public Education Engine	1
Parade Engine	1
Training Engine	1
Ladder Truck	1

### Type 3 - 7 Engines

Type 3 Engines	2
Type 6 Engines	9
Battalion Chief Units	2
Water Tenders	10
Haz-Mat Unit w/PFD	1
Light Duty Vehicles	36
Utility Units	2
Rescue Units	4
Support Unit	1
UTV Units	4



# THE END





## DIVISION REPORTS

REPORTED TO THE  
CENTRAL ARIZONA FIRE AND MEDICAL AUTHORITY  
BOARD OF DIRECTORS

---

### Chief's Report

By Fire Chief Freitag

I will be in San Antonio, TX attending Fire Rescue International (FRI) on Monday, August 22 and unable to attend the Board meeting in-person. It is my intent to join via Zoom that evening.

Technically, FRI does not start until Wednesday, so I would normally fly out on Tuesday; however, this year they have offered a two-day seminar in advance of FRI regarding community wildfire risk mitigation best practices. Given that I have zero actual wildland training, and that this class is free, with the exception of the two additional hotel room nights, I thought it would be beneficial for me to attend.

The conference in San Antonio pretty much ends the month of August. That said, my schedule looks a bit hectic for September and October. I will be in Mesa from September 6-11 at Summer Fire School co-facilitating the New Chiefs Seminar. On Tuesday, September 13 I will be headed to Phoenix for back surgery which will require an overnight stay. It's not clear yet how long I will be out of the office, but my plan is to be back in a week or two with some restrictions.

A number of Staff, including me, will be in Peoria from September 26-28 at an accreditation workshop. This is required training before we can register to begin the accreditation process. I will be in Flagstaff October 3-5 for the Arizona Fire Chiefs Presidents Forum. Finally, I will be back in Mesa October 9-14 facilitating the Chief Executive Officer Program (CEOP). This is the last week of the inaugural CEOP program with graduation scheduled on the 14<sup>th</sup>. One more thing, I will be in Sedona for my son's wedding October 27 and 28.

I will be available by phone, text, Zoom, or email while I am away from the office. Because this year is the first near normal time since COVID, everything was jammed between July and October. Obviously, back surgery does not help my schedule at all. While I have it on my calendar that I will be out a full two weeks after surgery, it is possible that I could return the following Monday in some capacity. Given I've never had back surgery before, I have no idea how this will go.

As I stated in two earlier emails to you, we have had a bit of damage to our equipment and facilities in the recent weeks. Within one week we had two engines damaged when individuals drove in/out of our stations with equipment doors open. Engine 58 sustained the most damage and will be out for some time. Chief Feddema directed each battalion on each shift to hold a safety stand down to discuss how these incidents can be prevented in the future. Each crew was required to report out to their Battalion Chief regarding the details of their conversation which was then shared with Chief Feddema.

We also had the Glassford Hill communications site and Station 58 struck by lightning within a day of each other. Our requests for Mother Nature to hold a safety stand down have gone ignored. Tech Services was able to get the Glassford site on-line using our back up equipment in short order after the strike, and had all repairs completed the next day. Station 58 is not as straightforward as there is about \$30,000 worth of damage. Equipment and parts have been





## DIVISION REPORTS

REPORTED TO THE  
CENTRAL ARIZONA FIRE AND MEDICAL AUTHORITY  
BOARD OF DIRECTORS

---

ordered to make all necessary repairs.

Our first social media post regarding Prop 310 went live the weekend of August 12. We put together something that was informative, but not in anyway supportive or not supportive of the measure. The post simply informed the public that they would see the proposition on the November ballot and directed them to the Secretary of State's site for more information. We did answer a few questions that were posed to provide some clarity, but for the most part did not respond to either positive or negative comments. As Kathy has pointed out, while some of the comments were negative, a majority of the folks responded favorably.

Personally, my approach to educating our community will rely on sharing the challenges we face today with growth and our inability to adjust staffing to meet increase demand. I will also share how we are funded today, and what limitations a regressive property tax structure creates. Finally, and I think this is important for the public to understand, according to Chief Tharp's assessment, generating an additional \$4.5 million in revenue each year for Central Yavapai would require us to increase our property tax rate by \$.53. While we need the additional revenues, it is not possible to increase our tax rate to that level without raising the ire of those we serve. Yet, somehow, we need to generate revenue enough to meet our ever-increasing demand.

We have been meeting with our new Union chapter leadership team. The conversations have been productive, and it seems we are finding a new path forward. We will start posting all L/M agendas, as well as the minutes of each meeting. This will provide for better communication across the Agency and throughout the Union.

All in all, the state of our Agency is solidly good.



## DIVISION REPORTS

REPORTED TO THE  
CENTRAL ARIZONA FIRE AND MEDICAL AUTHORITY  
BOARD OF DIRECTORS

---

### Administration

#### By Assistant Chief Tharp

At the last Arizona Fire District Association (AFDA) Board Meeting, they approved a \$25,000 contribution towards the support campaign for Prop 310 – the Fire District Safety Act. As many of you know, this 1/10<sup>th</sup> of a cent state sales tax increase will enable fire districts to receive an allocated portion of total collected sales tax to meet the increasing demands of providing all hazards response across the State of Arizona. If passed, the funding will allow Chino Valley Fire District to receive approximately \$3.2 million in additional funding and the Central Yavapai Fire District to receive the maximum allowed of \$4.5 million. While this may seem like a huge influx of money that would solve all our problems, this funding would *actually allow us to meet the current and immediate future needs of the community that we serve, without placing the burden on the existing (and future) property taxpayers in our jurisdictions.*

Fire District funding has been choked at every turn, whether by tax rate limits (no other government jurisdictions have limits), maximum allowed levy limit per year of 8% or maximum allowed limited property value increase of 5% (regardless if resold or how the market value increases), we have one primary source of funding – property taxes - and it is not keeping pace with demands.

Keep in mind, even with our 40-hour “alternate response engine”, we are a full-time 24 hour-365 day engine behind to meet NFPA 1710 standards for an “effective response force” for structure fires. With the amount of call volume increases that we have seen in the past three years (over 28%) – our call volume in the next three years will dictate at least another full-time station. This is on top of trying to meet a 4-person “assigned” staffing – not a 4-person “minimum” staffing. For Operations alone, we need to increase staffing by 24 to 36 personnel... just to meet the current and three-year projected needs of the organization and bring us into best practice staffing compliance (and this does not touch the ambulance transport division needs if awarded a CON). Now, look at the other divisions – Finance, HR, Fleet, Tech Services, Facilities, Training, Administration, Prevention, and Warehouse – do you think that if we increased our stations, engines, operations staffing that the other divisions are not affected with increased workload, assignments or staffing needs? Again, we are looking at what we need right now and three years into the future... so, yes, this funding would help our staffing needs, our infrastructure needs, and ultimately – our community needs.

And to meet the same funding without the Proposition 310 sales tax would mean the average tax rate increase for every home and commercial property owner in the Central Yavapai Fire District would be \$0.53 cents per \$100 of NAV (net assessed value) – a 20% increase in property taxes. And for the Chino Valley Fire District home and commercial property owners, the increase would launch their tax rate to the maximum allowed by law - \$3.75 per \$100 of NAV – a 14% increase – and even with maxing out the tax rate, they would be well short of the \$3.2 million potentially provided by the Fire District Safety Act (\$2.8 million short).

While no one wants to see any tax increase and there are arguments for and against the Fire District Safety Act, we have thousands of people moving to and visiting our beautiful area that



## DIVISION REPORTS

REPORTED TO THE  
CENTRAL ARIZONA FIRE AND MEDICAL AUTHORITY  
BOARD OF DIRECTORS

---

we are struggling to provide services to now and in the foreseeable future. Spreading the funding to all those who purchase in Arizona, whether residents or visitors, will just allow Fire Districts the ability to meet the increasing needs of rural and urban growth - for the cost of a penny on a \$10 meal.



## DIVISION REPORTS

REPORTED TO THE  
CENTRAL ARIZONA FIRE AND MEDICAL AUTHORITY  
BOARD OF DIRECTORS

### JULY 2022 RECORDS REQUESTS

Record Type	Received	Pending
EMS	5	0
Environmental	0	0
Fire	6	1
Incident	0	0
Public Record	0	0
<b>Totals</b>	<b>11</b>	<b>1</b>

### LEGAL FEES

#### Chino Valley Fire District

There are no legal fees to report for the month of July.

#### Central Yavapai Fire District

There are no legal fees to report for the month of July.

#### Central Arizona Fire and Medical Authority

There are no legal fees to report for the month of July.



## DIVISION REPORTS

REPORTED TO THE  
CENTRAL ARIZONA FIRE AND MEDICAL AUTHORITY  
BOARD OF DIRECTORS

---

### Operations

#### By Assistant Chief Feddema

The recent rain has been very helpful in impacting the fire season in our area. We have seen a decrease in wildland fires; however, we continue to support fires in New Mexico and California.

We recently held a Battalion Chief meeting where we were able to get an update from Dr. Debbie Ritterbush and what she is doing to support our mental health and wellness programs. To go along with this, I also had the opportunity to support a week-long Mighty Oaks Program in Ohio this month. The program went very well and there were 21 participants with several participants from the Prescott area. The program offers resiliency training for first responders and veterans.

Firefighter recruitment is underway and we are hopeful that some great candidates will apply. The Training Division has been working hard to plan for the new hire Academy that includes some of the adjustments that have been made to our hiring process. We are still having ambulance issues in our area; however, Priority Ambulance has been helping the system while they are working to get full operational.



## DIVISION REPORTS

REPORTED TO THE  
CENTRAL ARIZONA FIRE AND MEDICAL AUTHORITY  
BOARD OF DIRECTORS

---

### EMS Report

By EMS Chief Niemynski

CAFMA transported nine (9) patients in our Rescues during the month of July 2022. The total number of Rescue transports from 7/1/21 - 8/9/22 equals 212 times. CAFMA continues to send in our paramedics on BLS AMR ambulances. As of 8/9/2022 we have sent in a paramedic 1455 times to support a BLS ambulance from AMR since 7/1/2021. This is something we will continue to do as it is what is best for our citizens; however, we will be invoicing them our Type 1 engine fee of \$550 later in the month of August.

The two Lifepak 15 heart monitors have been ordered and will take several months to be shipped. We have no new information on the CON application at this time. I will be attending the Arizona Ambulance Association meeting on August 24<sup>th</sup>-25<sup>th</sup> and expect to talk with AZDHS leadership. Hopefully, they will have some new information.



## DIVISION REPORTS

REPORTED TO THE  
CENTRAL ARIZONA FIRE AND MEDICAL AUTHORITY  
BOARD OF DIRECTORS

---

### Planning and Logistics By Assistant Chief Rose

#### **FACILITIES**

Weather has pushed out the roof at Station 57 to the end of this month. We are hoping that it won't have to be extended again.

The replacement refrigerators for Station 63 have been installed. The hot water tank for Station 54, and the new ice machine for CARTA, all were received and will be installed in the coming weeks. In addition to those, the replacement schedule includes a stove for 54, grill for 59, and a hot water tank for 57. The schedule is based on an average life expectancy of the product, including a calculation of the use within the stations. It's the easiest way to budget for replacement, keep up on the more efficient/cost effective products, purchase at sale pricing, and avoid the higher replacement cost when the unexpected failures occur.

New stainless-steel countertops are on order for Station 54 along with the replacement of the bay heaters with a tube radiant style heating system.

Station 53 is also up for bay heater replacements. They too will be going away from the forced air heaters they currently have to a tube radiant heating system. We are taking this approach to reduce the amount of air being blown around inside the bays stirring up any possible contaminants. Also, the radiant heating will warm the concrete more during their cycles which intern will help with recovery time when the doors are opened in the winter.

The new doors have arrived for the bays at Station 57 and are scheduled to be installed on the 22<sup>nd</sup>. Two of the operators are being upgraded, as the other two were replaced do to failure prior to the upgrade.

There were also some issues found with the pop-outs that were installed a couple years ago that are being taken care of under warranty this month.

The new diesel generator is on order for Spruce Mtn. It's not expected till December, so that could make for a possible challenging install. The old LP generator will go to Fleet for a service and then be repurposed out to Station 63.

Andrew made his way around to perform the bay door service at all the stations this past week. Again, the routine maintenance has proven to bring a significant reduction in service needs.

As always, the routine maintenance is ongoing, and in addition, we have had about 46 work orders come in since July 1<sup>st</sup> that have been resolved.

#### **FLEET**

##### **Projects:**

##### **NEW TYPE 1 ENGINES:**



## DIVISION REPORTS

REPORTED TO THE  
CENTRAL ARIZONA FIRE AND MEDICAL AUTHORITY  
BOARD OF DIRECTORS

---

The new pumpers are still on schedule for a November 2022 completion and December 2022 delivery. Some of the equipment for them has started to arrive, including the thermal imaging cameras.

### **STAFF VEHICLES:**

Two of the three RAM trucks have arrived and have been decaled. The third is going to be delivered to us from the Larry Miller Dealership once it arrives. They will be outfitted starting next week, but the camper shell and a full length slide out tray won't be in until next month.

### **NEW RESCUE UNITS:**

The final Rescue has arrived and has had all decals and striping completed. Communications should be installing radio and other electronics next week. Fleet will also start outfitting and installing track for Stryker cot next week.

### **Maintenance and Repair:**

Over the last month we had major repairs to do on both E-540 and Truck 50. E-540 had injectors that failed and the radiator was removed and sent to Phoenix for repair. It's arrived back and is currently being finished up. Truck 50 had a pump bushing fail and the front of the pump had to be disassembled, repaired, then an acceptance test performed. The aerial issue has been repaired and the Truck will go back in service early next week. We have two Type 1 Engines with body damage that we are waiting on parts to begin repairs. Only one of those engines is OOS. E-55 was also in for an extended period and we installed LED head lights and a light bar to assist crews. The SCBA compressors were all serviced and had air tests performed. Numerous other light and heavy duty vehicles came in for routine service and are back out to their assigned locations.

### **PREVENTION**

The highlight of the month was getting to work with everyone on the Trump Rally that took place at the Findlay Event Center. Assistant Fire Marshal Chuck Dowdy worked with event staff on figuring out the total occupant load of the facility. Fire Inspector Jim Madden, HR Specialist Karen Viscardi, and Fire Marshal Chase worked the event to ensure the occupant load was maintained. Personnel from the Arizona State Fire Marshal's Office and Prescott Fire Department also helped at the event. Everyone did a great job with the short notice to prepare. The Prescott Valley fireworks show went well; Fire Inspector Madden and Fire Marshal Chase provided the safety inspection and standby during the show. The Town of Prescott Valley did a nice job again mowing the vegetation around the fallout area.

A meeting took place at the Town of Prescott Valley for a potential school to occupy the vacant (old North Central University building) located at 10,000 University Drive. It will be good to see that building occupied once again. Another meeting at the Town of Prescott Valley took place for a large event called Prescott Valley Outdoor Summit coming in September. This event is expected to utilize the inside of the event center as well as the parking lots and field to the North along Glassford Hill Road. Since we received monsoonal rain Stage II Fire Restrictions were dropped throughout the area. There are a few large projects that we have been working on such as Legado, Crossings Apartments, Pines at Prescott Valley, and Granite Mountain Apartments.





## DIVISION REPORTS

REPORTED TO THE  
CENTRAL ARIZONA FIRE AND MEDICAL AUTHORITY  
BOARD OF DIRECTORS

---

### **TECHNICAL SERVICES**

**Trump Rally** – As a division which supports both CAFMA and PVPD communications, we worked diligently to assist in the development of communications plans and infrastructure for the Trump Rally in July. Dave Legge worked close to 20 hours on his vacation to help develop and communicate a comm plan, as well as giving us direction in helping get a cache of radios programmed for the rally.

Because the rally was postponed six days, Dave was able to be onsite the week following greatly improved inter-agency communications. He also was onsite in the command post during the event in order to ensure that communications were operating optimally. Through his careful planning and foresight, communications went very well, despite the difficulties that trying to communicate in a large metal and cement box can create. He also followed up with the AAR on August 10<sup>th</sup>, and has some good takeaways for improvements in the future.

**Microsoft 365 Migration** – Because of some software challenges, we have pushed our Microsoft 365 migration back a couple of weeks. With that said, we have made great strides in preparing the migration in order to ensure as little downtime and confusion as possible. We will be working over the next couple of weeks to iron out all the kinks and communicate clearly what all agency personnel should expect.

**Lighting** – We had multiple lightning strikes impact operations and communications over the last couple of weeks. The first was a strike on Glassford Hill that impacted all radio communications; the second was one at 58 that damaged the network and just about anything plugged into it. While we have the ability to enable backup VHF communications remotely, the nature of the problem we experienced required the turning off of some faulty equipment. Because of this Dave Legge made his way up to the top of Glassford at a record-setting pace and got all communications running. We operated in a slightly degraded state until the following day when Dave was able to configure and deploy replacement equipment.

Concerning Glassford Hill, the tower itself is grounded according to best practice, and based on what we found was NOT the source of the damage. It appears to have possibly been related to the solar system, and we are doing follow up investigation to discover the source.

We are not quite sure where Station 58 was struck, but it appears to have possibly found entry through our access control system, thereby getting on the network wiring and propagating as far as it could.

We are still working on totals of the cost of damage for Chief Tharp.

**PVPD Radio Reprogram** – Because of some personnel that had to be OOO, the PVPD reprogram has been moved to Monday, August 15<sup>th</sup>.

### **WAREHOUSE**

The Warehouse Division has continued with hose testing. We are down to one more front-line engine, the truck company and a few water tenders. Our current challenge with this is that we have ran out of stock on some of the hose needed to complete this task. We are still waiting for

22 August 2022



## DIVISION REPORTS

REPORTED TO THE  
CENTRAL ARIZONA FIRE AND MEDICAL AUTHORITY  
BOARD OF DIRECTORS

---

our hose order to arrive.

Two of our Warehouse personnel flew back to Pennsylvania to pick up our new delivery truck. They are scheduled to be back on the 11<sup>th</sup> late in the afternoon or early evening. This truck will make a tremendous difference in how much we can load up for delivery! The Tommy gate lift will be a welcomed addition as loading and unloading DEF fluid is quite a task!

We have been ordering in equipment for the new engines and for stock. We anticipate a delivery time for a lot of this equipment to be here by November, right in time for the new apparatus arrival. The rest has been tagged and set aside for each apparatus.

The new rescue should be coming to us soon to be stocked. This process should be completed within a few days once we have it.



## DIVISION REPORTS

REPORTED TO THE  
CENTRAL ARIZONA FIRE AND MEDICAL AUTHORITY  
BOARD OF DIRECTORS

---

### **Training** **By Training Chief Parra**

August has been very busy with a variety of training events, along with preparations for the remainder of the year. Our Prescott Area Hazardous Materials Response Team hosted the 8-hour Propane IQ class. This training is hosted over two days and included attendees from CAFMA, Prescott Fire, and Williamson Valley Fire. Preparations are also being made for the upcoming firefighter testing starting in September. CAFMA crews are completing drop-in-training at CARTA, which consists of search and rescue/hose management. This drill is designed to challenge the crews mentally and physically while working together as a team.

Captain Merrill and Engineer Trask are prepping a class titled Modern Fire Attack for Initial Company Operations. This is a tactics and strategy course that highlights the challenges of firefighting with modern construction and materials. This is also the same course that they teach as part of the Arizona State Fire School which begins September 8<sup>th</sup>. We will be teaching the course this year at the Phoenix Fire Training Academy.

Our Quarterly Training with Prescott Fire starts up again in September. The topic for September/October will be Extrication and it will be hosted at CARTA. As part of the preparation for the training, a Train-the-Trainer will be conducted and an evolution is planned at the end of the month. This is an opportunity for all of our Training Officers to prepare for the upcoming training by reviewing policies and conducting training. This is also an opportunity for our new Training Officers to be mentored by the individuals who have been teaching for several years. There are a lot of activities planned for the next several months as we continue to work to expand the influence of CARTA.



# DIVISION REPORTS

REPORTED TO THE  
CENTRAL ARIZONA FIRE AND MEDICAL AUTHORITY  
BOARD OF DIRECTORS

## Response Report

By GIS | Records Management Specialist Freeman

Land Area: 369 sq. miles    Population: ≈106,500    Fire Stations: 10 Full-Staffed

### Responses in District

TOTAL FIRE INCIDENTS	14
STRUCTURE FIRE	0
STRUCTURE FIRE; CONFINED	3
MOBILE HOME/PORTABLE BLDG	3
VEHICLE FIRE	2
BRUSH/GRASS/WILDLAND FIRE	6
TRASH FIRE/OTHER	0

**Fire is 1.07% of call volume**

TOTAL RESCUE & EMS	882
--------------------	-----

**EMS is 67.69% of call volume**

OVERPRESSURE / OVERHEAT	1
HAZARDOUS CONDITION	10
SERVICE CALL	237
GOOD INTENT	119
FALSE ALARM/OTHER	40

**Other is 31.24% of call volume**

TOTAL INCIDENTS IN DISTRICT	1,303
INCIDENT RESPONSES BY CAFMA	1,447
TYPE-1 UNIT RESPONSES BY CAFMA	1,575

### Fire Loss Summary

Residential Fire Loss	\$179,938
Commercial Fire Loss	\$0
Vehicle Fire Loss	\$5,500

### Top 5 Call Types

821	EMS
119	Assist Invalid
69	Cancelled en Route
55	Public Service
29	No Incident Found on Arrival

Average total # of calls per day	42.03
Average fire calls per day	0.45
Average EMS calls per day	28.45
Average all other calls per day	13.13

### Call Volume at PRCC

	Month	Year-to-Date
PFD	901	5,978
CAFMA	1,303	8,677
GCFD	21	105
OD	15	82
WKFD	9	29

### Unit Responses

Unit	District	Total	Move Up
E50	169	182	30
E51	32	197	40
E53	207	211	3
E540	27	28	8
E54	173	177	0
E57	47	48	2
E58	189	191	1
E59	172	177	1
E61	113	114	12
E62	159	168	1
E63	74	77	33
TR50	0	0	0
B3	59	65	0
B6	38	40	0
Rescues	23	24	0

### Calls by Municipality

Calls in Town of Chino Valley	213
Calls in Town of Prescott Valley	668
Calls in Town of Dewey-Humboldt	71
Calls in District, Unincorporated Area	351
Calls Out of District	11

### Aid Agreement Summary

Aid Given to Prescott	160
Aid Received from Prescott	67
Aid Given to WVFD	0
Aid Received from WVFD	1
Mutual Aid Given	1
Mutual Aid Received	0

## MINUTES

**Central Arizona Fire and Medical Authority  
Central Arizona Fire and Medical Authority Board of Directors  
CA Regular Meeting  
Monday, July 25, 2022, 5:00 pm - 6:00 pm  
Central Arizona Fire and Medical Authority, Administration, 8603 E. Eastridge Drive,  
Prescott Valley**

### **In-Person Attendance**

Darlene Packard; Dave Dobbs; Dave Tharp; Kathy Goodman; Matt Zurcher;  
Rick Anderson; Scott A Freitag; Susanne Dixon

### **Remote Attendance**

Nicolas Cornelius

## **NOTICE OF MEETING**

### **1. CALL TO ORDER / ROLL CALL OF BOARD MEMBERS**

**Chair Zurcher called the meeting to order at 5:00 p.m.**

### **2. PLEDGE OF ALLEGIANCE**

**Chair Zurcher led the Pledge of Allegiance.**

### **3. CORRESPONDENCE AND PRESENTATIONS**

#### **A. Letters from the Public and Board Recognition**

**Chief Freitag had nothing more to add.**

### **4. REPORTS**

#### **A. Board Member Reports**

**Director Dobbs reported that he was involved with the memorial for Yavapai County Sheriff's Office Deputy Sergeant Lopez, and thanked everyone for their excellent work with the memorial.**

**Chair Zurcher reported that he and Director Gordon attended the Arizona Fire District Association (AFDA) opening ceremonies where Chief Freitag was awarded Fire Chief of the Year. The two of them also attended a recent Mingus West Homeowner's Association meeting to talk about the Agency and answer questions.**

#### **B. Division Reports**

**Chief Freitag reported that the Local 3066 has appointed a new Chapter President and trustees for CAFMA; Captain Dennis Brown is the new Vice President and Firefighter Jake Thompson and Engineer Gordon Dibble are the new trustees. Vice President Brown is currently under the weather; President Ben Roché is attending today on his behalf. He articulated that Prop 310 will be**

on the ballot this November and he has reminded all employees that as long as they are in uniform they cannot support the proposition; however, they are able to provide facts.

Chief Rose reported that there is now a 6-8 foot erosion on the south side at the Training Center, and that he took pictures and sent them to Attorney Cornelius. Attorney Cornelius reported that he forwarded photos to Len Erie and included the counsel for BlueScope. He will attempt to visit and photograph the site himself on Wednesday. He requested that Staff include a regular agenda item for CARTA drainage issues.

Chair Zurcher stated that he would like to be present when Attorney Cornelius completes a walk-through. He also inquired as to whether the repairs were within the last year; Attorney Cornelius answered in the affirmative. Chair Zurcher requested that the same agenda item be added to the Central Yavapai Fire District Board agenda as well.

5. CALL TO THE PUBLIC

**There were no public comments.**

6. CONSENT AGENDA

- A. Approve Regular Session Minutes - June 27, 2022
- B. Approve Executive Session Minutes - June 27, 2022
- C. Approve General Fund Financial Statements
- D. Approve Fire Protection Agreements: Del Grosso, Eranio, Moore, and Bennett
- E. Approve Policy Amendments: 192 Social Media; 203.5 DUI Second Chance; 402 Compensation

**Motion to approve the Consent Agenda.**

Move: Darlene Packard Second: Dave Dobbs Status:

Yes: Dave Dobbs, Darlene Packard, Matt Zurcher, Rick Anderson

7. VOTE TO GO INTO EXECUTIVE SESSION

**Executive Session was waived.**

- A. Legal Advice Pursuant to A.R.S. §38-431.03(A)(4) Regarding the SpeedConnect Sublease Agreement
- B. Legal Advice Pursuant to A.R.S. §38-431.03(A)(5) Regarding New PSPRS Legislation Extending the DROP Program to Seven Years

8. OLD BUSINESS

- A. Discussion and Possible Action Regarding the SpeedConnect Sublease Agreement

**Attorney Cornelius updated the Board regarding contract negotiations with SpeedConnect; specifically, that SpeedConnect has requested a reduction in the coverage limits on the insurance policy to which CAFMA would be added as a co-insured. CAFMA had requested \$3 million in coverage; however,**

**SpeedConnect's internal protocol is \$2 million. Attorney Cornelius advised SpeedConnect in writing that the matter would have to go before the Board.**

**Chair Zurcher reminded the Board that he has recused himself from this topic due to a conflict.**

**Chief Tharp articulated that \$3 million requirement is standard across all of the Agency's contracts, to decrease the amount would be unusual. Attorney Cornelius added that he believes CAFMA tower sites are mission-critical, and the insurance is in place to cover that mission-critical asset.**

**Clerk Packard recommended staying with the \$3 million amount. Director Dobbs concurred, stating that the Agency should follow the standard. Director Anderson voiced that he sees no reason to reduce the amount below \$3 million.**

**Attorney Cornelius stated that he has his instruction and will notify SpeedConnect.**

## **9. NEW BUSINESS**

### **A. Discussion and Possible Approval of Strategic Plan with Associated Goals and Objectives**

**This item was taken after item 9.F.**

**Chief Freitag invited the Board to ask questions.**

**Chief Freitag commented that the goal to be more prepared for accreditation was not completed, largely due to COVID-19 and Staff's inability to attend the required class. He stated that one goal that was accomplished that was very important to our members was our behavioral health goal. He reported that membership has been more accepting of coming forward when help is needed. He also praised Chief Feddema's work with the Mighty Oaks Foundation.**

**Chief Freitag noted that the Goals and Objectives format has changed thanks to Administration Manager Dixon. Regarding the 22-23 objectives, in addition to the format being changed, he pointed out that Tech Services is impacted significantly by goals for every division. He will meet with Chief Rose to identify future needs for the Tech Services division.**

**He then explained the reasoning behind inviting Prescott Fire to the table regarding CAFMA's Strategic Planning.**

**Motion to approve the Strategic Plan and associated goals and objectives.**

**Move: Dave Dobbs Second: Rick Anderson Status: Passed**

**Yes: Dave Dobbs, Darlene Packard, Matt Zurcher, Rick Anderson**

### **B. Discussion and Possible Approval to Purchase a Diesel Generac Generator Not to Exceed \$65,000**

**Chief Rose provided a brief history of the generators, and stated that this**



**generator is in the Capital Plan. He reported that there is a need for Tech Services to be able to remotely access the generators on the mountains; it can be a quick fix using a phone.**

**Chair Zurcher inquired as to if there are issues with supply chain. Chief Rose responded that it will be about a year.**

**Motion to approve the purchase of a diesel Generac generator not to exceed \$65,000.**

Move: Rick Anderson Second: Darlene Packard Status: Passed

Yes: Dave Dobbs, Darlene Packard, Matt Zurcher, Rick Anderson

**C. Discussion and Possible Approval to Purchase Two LIFEPAK 15 Units for \$64,303.09**

**Chief Freitag stated that it is now taking six months to a year to get monitors. This is a budgeted item and he would like to take advantage of a special price and supply chain issues. It is over the original budget number, which is why this is before the Board.**

**Motion to approve the purchase of two LIFEPAK 15 units for \$64,303.09.**

Move: Darlene Packard Second: Dave Dobbs Status: Passed

Yes: Dave Dobbs, Darlene Packard, Matt Zurcher, Rick Anderson

**D. Discussion and Possible Action to Purchase Three 2022 Dodge RAM 2500 4x4 Pickup Trucks as Outlined in the Fiscal Year 2023 Capital Plan**

**Chair Zurcher inquired as to how long it will take to get the trucks once ordered. Chief Rose responded that the trucks are currently in stock; one is at the dealership, and the two others should be available at the beginning of August. One is for the Tech Services Manager and the remaining two are for Prevention. He reported that these vehicle are slightly higher than Staff budgeted, but they are available and it has been difficult to locate available vehicles over the last two years.**

**Chief Tharp requested that the motion include not to exceed \$210,000 for all three vehicles, and for any amount over the budgeted amount to be from contingency.**

**Motion to approve the purchase of three 2022 Dodge RAM 2500 4x4 trucks not to exceed \$210,000 for all three, with any additional funds above the budgeted \$180,000 to come from Contingency.**

Move: Darlene Packard Second: Dave Dobbs Status: Passed

Yes: Dave Dobbs, Darlene Packard, Matt Zurcher, Rick Anderson

**E. Discussion and Possible Approval to Purchase a 2022 UTV and Trailer Not to Exceed \$40,000**

Chief Rose stated that the overall plan was to get four UTVs, two for Battalion 3 and two for Battalion 6; the Agency currently has three, this will be the fourth. Those will then be placed on a 10-year replacement schedule. This trailer has almost tripled in cost from a year and a half ago. He requested approval to purchase in an amount not to exceed \$50,000, with any funds over the budgeted amount to come from Contingency.

Chief Freitag added that Staff will be looking at the Agency's Capital Replacement plan and will delay any purchases that are not necessary.

Motion to approve the purchase of a 2022 UTV and trailer not to exceed \$50,000, with any additional funds above the \$33,000 budgeted amount taken from Contingency.

Move: Dave Dobbs Second: Darlene Packard Status: Passed

Yes: Dave Dobbs, Darlene Packard, Matt Zurcher, Rick Anderson

F. Discussion and Possible Action Regarding New PSPRS Legislation Extending the DROP Program to Seven Years

**This was taken directly after item 8.A.**

Chief Freitag advised the Board that PSPRS has extended the DROP program from five years to seven years. CAFMA has 18 members in DROP currently who would be eligible for a waiver to extend their current contract from five to seven years. He invited Local 3066 President Ben Roché to speak on the matter.

President Roché advised the Board that the DROP legislation was driven by law enforcement to assist with recruitment and retention and firefighters were in favor of the change; it was endorsed by the Professional Fire Fighters of Arizona (PFFA). The intent of the legislation was to offer the extension to all members, and while he recognizes that this new law creates disparity between CAFMA member groups, he asserted that disparity already exists due to ever-changing retirement laws. He has had conversations with past and present members and voiced that the Agency should take advantage of every benefit for its members. He recommends that the Board allow the DROP extension, as well as allow the promotions that have already been offered to stand.

Chief Freitag stated that the DROP was put into place so that organizations could plan, which is what CAFMA has done. Prior to hearing about legislation, the Agency hired for Captain Prange's position. CAFMA has lost more people than it has hired, so this does not impact staffing levels from that perspective. Captain Prange is the only person that meets the new extension requirements.

He continued, stating that Staff is leaning towards the Union recommendation; however, the Agency cannot move forward in promoting to positions that do not exist. He asserted that those that promoted immediately prior to the legislation will have positions available to them, but they will be delayed. He suggested that the other members in DROP would be given a 30-day window to opt-in. He further requested that if the extension is approved, the 10-10 match program would not follow, it would end at five years, per policy. To summarize his

**recommendation:**

- 1. Decisions regarding promotions remains with Fire Chief.**
- 2. Members have 30-days to opt-in.**
- 3. 10-10 match stays at five years, per policy.**

**Attorney Cornelius stated that the Chief's suggestions fall within his purview as the Fire Chief. He suggested to the Board that Administration should have the authority to make those changes, to the extent that it does not negatively impact the budget. These are not mandatory changes to the statute; some agencies are not offering the extension to members already in the DROP. He recommended consistency.**

**Chair Zurcher asked if a resolution is necessary. Attorney Cornelius advised that Staff can present a resolution for signature at a future meeting, if the Board so chooses.**

**Chief Freitag asked for direction from the Board as to whether or not they are agreeable to offering the waivers to the 18 members currently in DROP. PSPRS does not have the accounts set up, but expects it to be complete next January.**

**President Roché clarified that Labor is not looking to take away the Fire Chief's authority; instead, they would like the opportunity to sit down and discuss other options before the promotions are rescinded. Chair Zurcher asserted that that is between Labor and Chief Freitag. President Roché further stated that he has spoken with many fire districts and they are all considering offering the waivers.**

**Director Anderson stated that he does not feel the Board has a place in any personnel issues, as those are under the Fire Chief's purview. He agrees with the Chief and the Union's stance. They have an opportunity to extend it, and 30 days is a fair amount of time to opt-in.**

**Clerk Packard stated that she knows that Chief Freitag and Senior Staff have put a lot of thought into it.**

**Director Dobbs is in favor of offering the opportunity to extend, and believes that Labor/Management should work towards a solution. He hopes that those in the promotional process would not lose their spot. Chief Freitag responded that the eligibility list is good until January, and there should be three openings before November.**

**President Roché thanked the Board for listening. Chair Zurcher inquired as to if President Roché is on board with Staff's recommendation; he responded in the affirmative.**

**Motion to extend the DROP program to seven years (waivers to 18 existing) with the two Staff recommendations, a 30-day decision period and dropping the 10/10 match after five years.**

**Move: Darlene Packard Second: Rick Anderson Status: Passed**

Yes: Dave Dobbs, Darlene Packard, Matt Zurcher, Rick Anderson

10. ADJOURNMENT

**Motion to adjourn at 6:06 p.m.**

Move: Dave Dobbs Second: Darlene Packard Status: Passed

Yes: Dave Dobbs, Darlene Packard, Matt Zurcher, Rick Anderson

DRAFT

The Central Arizona Fire and Medical Authority Board of Directors have reviewed and approved the following financial documents to include Income Statements, Balance Sheets, and Bank Reconciliations with supporting documents, Revenue and Expenditure Graphs, and Cash Flow Projections in compliance with A.R.S. § 48-805, 807.

CAFMA General Fund

---

Fire Board Chairperson Date

---

Fire Board Clerk Date

**Signature indicating approval on next page**



CENTRAL ARIZONA FIRE AND MEDICAL AUTHORITY  
CHECK RECONCILIATION JULY, 2022

Reconciliation:	
Beginning Balance:	\$ 7,982,223.65
Fire District Deposits:	\$ 407,622.08
Other: Transfer In - Chase Credit Card Acct.	\$ 165,000.00
Other:	\$ -
Disbursements:	\$ (2,122,585.05)
Transfer In: Fire Authority Funding	\$ 474,222.50
Outstanding Deposits: Warrant #0756722723	\$ -
Ending Balance:	\$ 6,906,483.18

Difference Between Balances: \$ -

Bank Statement Balance:	
Balance Per Bank:	\$ 7,328,162.51
Outstanding Checks:	\$ (421,679.33)
Outstanding Deposits:	\$ -
	\$ -
	\$ -
	\$ -
Ending Balance:	\$ 6,906,483.18

G/L Ending Balance: \$ 6,906,483.18

\$ 6,906,483.18

Deposits Per Bank Statement:	
Fire District Deposits:	\$ 407,622.08
Interest Income:	\$ -
Transfer In From CHINO:	\$ 93,159.25
Transfer In From CYFD:	\$ 381,063.25
Other: Transfer In - Chase Credit Card Acct.	\$ 165,000.00
Other:	\$ -
Ending Balance:	\$ 1,046,844.58

Bank Reconciliation Register:	
Checks From Accounts Payable:	\$ 2,122,585.05
Other:	\$ -
Total Accounts Payable:	\$ 2,122,585.05
Deposits From Accounts Receivable:	\$ 407,622.08
General Ledger Journal Entries:	\$ 639,222.50
Other:	\$ -
Ending Balance:	\$ 1,046,844.58

Reconciliation Approved By:

Scott Freitag  
Digitally signed by Scott Freitag  
Date: 2022.08.15 14:23:38 -07'00'  
Scott Freitag, Fire Chief

Reconciliation Reviewed By:

Dave Tharp  
Digitally signed by Dave Tharp  
Date: 2022.08.11 08:35:52 -07'00'  
David Tharp, Assistant Chief of Administration

Reconciliation Prepared By:

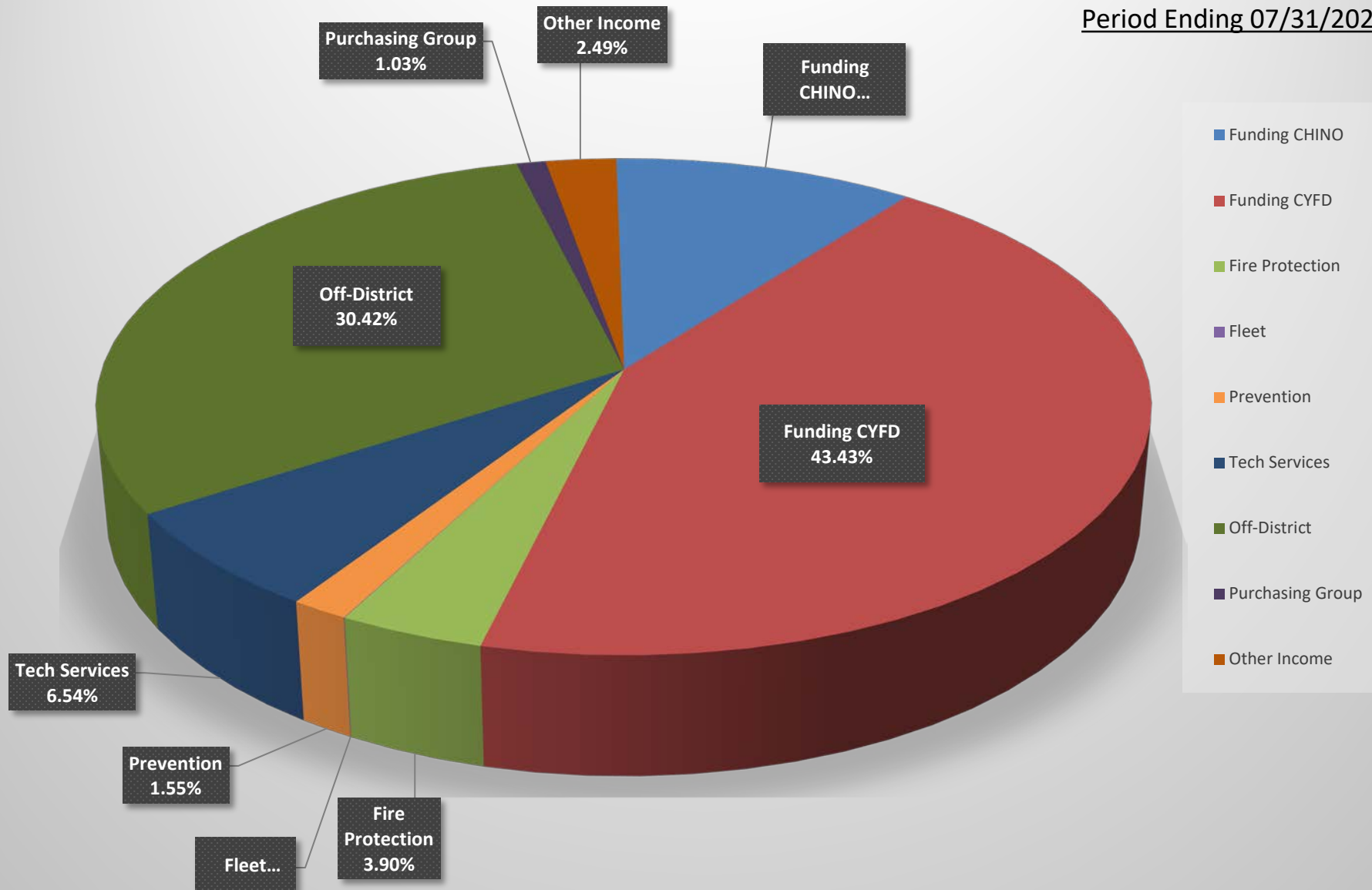
Karen Mauldin  
Digitally signed by Karen Mauldin  
Date: 2022.08.09 08:50:59 -07'00'  
Karen Mauldin, Finance Manager

[illegible][illegible]

**CENTRAL ARIZONA FIRE AND MEDICAL AUTHORITY  
REVENUE GRAPH DATA**

		<b>YTD</b>	
	<b>Revenue</b>	<b>Budget</b>	<b>%</b>
Funding CHINO	\$ 93,159	\$ 5,575,524	10.62
Funding CYFD	\$ 381,063	\$ 23,300,649	43.43
Fire Protection	\$ 34,245	\$ 180,000	3.90
Fleet	\$ 140	\$ 40,000	0.02
CARTA	\$ -	\$ 41,000	0.00
Prevention	\$ 13,611	\$ 81,730	1.55
Tech Services	\$ 57,393	\$ 185,497	6.54
Interest	\$ -	\$ 50,000	0.00
Off-District	\$ 266,960	\$ 50,000	30.42
Purchasing Group	\$ 9,065	\$ 210,000	1.03
Ambulance Revenue	\$ -	\$ 2,000,000	0.00
Other Income	\$ 21,833	\$ 1,406,635	2.49
<b>TOTALS:</b>	<b>\$ 877,471</b>	<b>\$ 33,121,035</b>	<b>100.00</b>

CAFMA  
FY 2022 - 2023  
General Fund Revenue  
Period Ending 07/31/2022

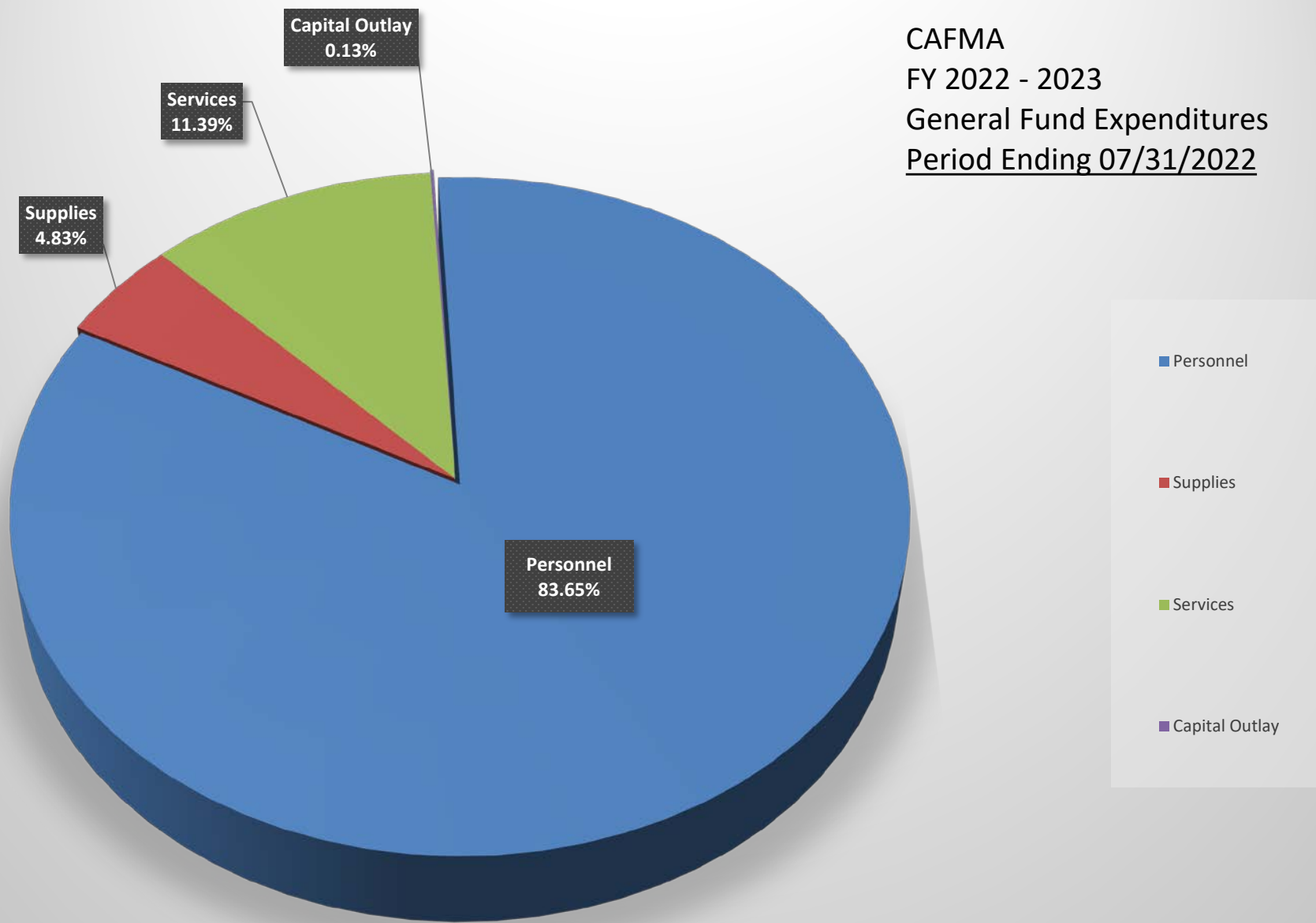


**CENTRAL ARIZONA FIRE AND MEDICAL AUTHORITY  
EXPENSE GRAPH DATA**

		<b>YTD</b>	
<b>Expense</b>		<b>Budget</b>	<b>%</b>
Personnel	\$ 1,764,463	\$ 26,193,200	83.65
Supplies	\$ 101,770	\$ 2,853,724	4.83
Services	\$ 240,198	\$ 3,300,318	11.39
Capital Outlay	\$ 2,637	\$ 1,335,893	0.13
<b>TOTAL:</b>	<b>\$ 2,109,068</b>	<b>\$ 33,683,135</b>	<b>100.00</b>



CAFMA  
FY 2022 - 2023  
General Fund Expenditures  
Period Ending 07/31/2022



**CENTRAL ARIZONA FIRE AND MEDICAL AUTHORITY**  
**GENERAL FUND - JULY, 2022**

---

Transfer In: Chino Valley Fire District:	\$ 93,159.25
Transfer In: Central Yavapai Fire District:	\$ 381,063.25
Fire District Deposits:	\$ 407,622.08
Interest Received:	\$ -
Transfer In: From Chase Credit Card Account	\$ 165,000.00

---

<b>TOTAL</b>	<b>\$ 1,046,844.58</b>
--------------	------------------------

---

---



# Yavapai County Treasurer

## Monthly Statement

Date Range: 7/1/2022 to 7/31/2022

**CAFMA - General Fund**  
**Fund: 6067340500**



# Yavapai County Treasurer

## Monthly Statement

Date Range: 7/1/2022 to 7/31/2022

Account	Period	YTD		
<b>6067340500</b>	<b>CAFMA-General Fund</b>			
Begin Balance:	8,207,760.60	8,207,760.60		
Income:	1,046,844.58 ✓	1,046,844.58		
LOC Advance:	.00	.00		
Expense:	(1,926,442.67)	(1,926,442.67)	LOC:	.00
LOC Payments:	.00	.00	Warrants Outstanding:	.00
Cash Balance:	7,328,162.51	7,328,162.51	End:	7,328,162.51

### Monthly Statement Summary

Source Code	Description		MTDAmount	YTDAmount
<b>6067340500</b>	<b>CAFMA-General Fund</b>	<b>Beginning Balance:</b>	8,207,760.60	8,207,760.60
37122.0	Fire District Deposit		572,622.08	572,622.08
7376.0	Transfer in		474,222.50	474,222.50
91032.0	Warrants Redeemed		(1,926,442.67)	(1,926,442.67)
		<b>Ending Balance:</b>	<b>7,328,162.51</b>	<b>7,328,162.51</b>



# Yavapai County Treasurer

## Monthly Statement

Date Range: 7/1/2022 to 7/31/2022

Monthly Statement Detail				
Date	Notes	Doc #	Amount	C/D
6067340500 CAFMA-General Fund			Beginning Balance: 8,207,760.60	
37122.0 Fire District Deposit			Source Code Total: 572,622.08	
07/01	CHASE CREDIT CARD TRANSFER CAFMA	0	165,000.00	C
07/18	CAFMA	0	259,799.85	C
07/18	CAFMA	0	10,041.52	C
07/18	CAFMA	0	22,506.83	C
07/18	CAFMA	0	8,743.27	C
07/21	CAFMA	0	8,371.57	C
07/21	CAFMA	0	37,023.98	C
07/28	DEPOSIT	0	61,135.06	C
7376.0 Transfer in			Source Code Total: 474,222.50	
07/27	Transfer Request per KM	0	381,063.25	C
07/27	Transfer Request per KM	0	93,159.25	C
91032.0 Warrants Redeemed			Source Code Total: (1,926,442.67)	
07/01	Paid Warrants	0	(42,701.14)	D
07/05	Paid Warrants	0	(8,944.60)	D
07/06	Paid Warrants	0	(15,521.65)	D
07/07	Paid Warrants	0	(210.67)	D
07/08	Paid Warrants	0	(1,637.70)	D
07/11	Paid Warrants	0	(16,985.00)	D
07/12	Paid Warrants	0	(688,959.79)	D
07/14	Paid Warrants	0	(9,632.90)	D
07/15	Paid Warrants	0	(205,675.63)	D
07/18	Paid Warrants	0	(13,431.95)	D
07/19	Paid Warrants	0	(11,240.59)	D
07/20	Paid Warrants	0	(360.41)	D
07/21	Paid Warrants	0	(1,120.00)	D
07/22	Paid Warrants	0	(7,177.50)	D
07/26	Paid Warrants	0	(702,131.46)	D
07/27	Paid Warrants	0	(287.41)	D
07/28	Paid Warrants	0	(9,551.53)	D
07/29	Paid Warrants	0	(190,872.74)	D
6067340500 CAFMA-General Fund			Ending Balance: 7,328,162.51	

### Warrant Detail

Payee Name	Warrant	Amount	Issue Dt	Status Dt	Voucher
<b>6067340500 CAFMA-General Fund</b>		Account Total: 1,926,442.67			
Fund: 5673		Fund Total: 1,926,442.67			
Status: PAID		Status Total: 1,926,442.67			
/	0706732838	4,362.20	05/02/22	07/19/22	





# Yavapai County Treasurer

## Monthly Statement

Date Range: 7/1/2022 to 7/31/2022

/	0706733040	34,374.02	06/13/22	07/01/22	
/	0706733054	1,015.00	06/13/22	07/01/22	
/	0706733058	1,637.70	06/13/22	07/08/22	
/	0706733119	3,610.00	06/27/22	07/11/22	
/	0706733122	8,559.39	06/27/22	07/06/22	
/	0706733123	720.00	06/27/22	07/05/22	
/	0706733125	5,505.87	06/27/22	07/05/22	
/	0706733126	16.84	06/27/22	07/05/22	
/	0706733128	647.42	06/27/22	07/01/22	
/	0706733138	516.62	01/01/00	07/05/22	
/	0706733141	41.64	06/27/22	07/06/22	
/	0706733142	4,665.00	06/27/22	07/14/22	
/	0706733143	204.58	06/27/22	07/05/22	
/	0706733144	13.29	06/27/22	07/06/22	
/	0706733146	224.74	06/27/22	07/06/22	
/	0706733147	50.45	06/27/22	07/01/22	
/	0706733148	75.00	06/27/22	07/11/22	
/	0706733149	135.02	06/27/22	07/06/22	
/	0706733152	258.00	06/27/22	07/06/22	
/	0706733153	10.67	06/27/22	07/07/22	
/	0706733154	7.65	06/27/22	07/01/22	
/	0706733155	200.00	06/27/22	07/07/22	
/	0706733156	131.08	06/27/22	07/06/22	
/	0706733157	8,300.00	06/27/22	07/11/22	
/	0706733159	140.00	06/27/22	07/19/22	
/	0706733160	30.53	06/27/22	07/05/22	
/	0706733161	51.01	06/27/22	07/01/22	
/	0706733163	1,533.20	06/27/22	07/05/22	
/	0706733164	152.96	06/27/22	07/05/22	
/	0706733165	264.00	06/27/22	07/05/22	
/	0706733166	4,020.90	06/27/22	07/06/22	
/	0706733168	783.81	06/27/22	07/06/22	
/	0706733171	1,353.78	06/27/22	07/06/22	
/	0706733172	6,555.59	06/27/22	07/01/22	
/	0706733173	20,645.94	06/27/22	07/12/22	
/	0706733176	5,000.00	07/06/22	07/11/22	
/	0706733230	140.00	07/11/22	07/19/22	
/	0706733231	5.82	07/11/22	07/15/22	
/	0706733232	68.10	07/11/22	07/18/22	
/	0706733233	32,569.68	07/11/22	07/15/22	



# Yavapai County Treasurer

## Monthly Statement

Date Range: 7/1/2022 to 7/31/2022

/	0706733246	3,660.62	07/11/22	07/19/22
/	0706733247	7,177.50	07/11/22	07/22/22
/	0706733248	4,727.26	07/11/22	07/14/22
/	0706733249	467.73	07/11/22	07/18/22
/	0706733250	9,168.14	07/11/22	07/18/22
/	0706733252	150.42	07/11/22	07/19/22
/	0706733253	1,138.84	07/11/22	07/15/22
/	0706733254	3,340.97	07/11/22	07/12/22
/	0706733255	664,972.88	07/11/22	07/12/22
/	0706733257	93,780.06	07/11/22	07/15/22
/	0706733258	2,062.50	07/11/22	07/15/22
/	0706733259	2,558.74	07/11/22	07/15/22
/	0706733260	71.85	07/11/22	07/19/22
/	0706733261	611.42	07/11/22	07/18/22
/	0706733262	158.37	07/11/22	07/15/22
/	0706733263	1,120.00	07/11/22	07/21/22
/	0706733264	903.99	07/11/22	07/19/22
/	0706733265	1,176.19	07/11/22	07/18/22
/	0706733266	1,421.51	07/11/22	07/19/22
/	0706733268	38,184.00	07/11/22	07/15/22
/	0706733269	390.00	07/11/22	07/19/22
/	0706733271	88.48	07/11/22	07/20/22
/	0706733272	177.09	07/11/22	07/18/22
/	0706733274	140.00	07/11/22	07/15/22
/	0706733275	65.64	07/11/22	07/14/22
/	0706733276	472.84	07/11/22	07/15/22
/	0706733277	214.10	07/11/22	07/18/22
/	0706733278	304.18	07/11/22	07/18/22
/	0706733279	34,604.78	07/11/22	07/15/22
/	0706733280	271.93	07/11/22	07/20/22
/	0706733281	1,245.00	07/11/22	07/18/22
/	0706733282	175.00	07/11/22	07/14/22
/	0706733288	551.06	07/25/22	07/28/22
/	0706733289	12.16	07/26/22	07/29/22
/	0706733293	225.00	07/25/22	07/28/22
/	0706733296	25.30	07/25/22	07/28/22
/	0706733299	9,990.76	07/25/22	07/26/22
/	0706733306	520.52	07/25/22	07/29/22
/	0706733309	729.93	07/25/22	07/29/22
/	0706733311	3,026.08	07/25/22	07/28/22



# Yavapai County Treasurer

## Monthly Statement

Date Range: 7/1/2022 to 7/31/2022

/	0706733315	1,559.70	07/25/22	07/28/22	
/	0706733317	287.41	07/25/22	07/27/22	
/	0706733320	1,345.45	07/25/22	07/29/22	
/	0706733322	285.00	07/25/22	07/29/22	
/	0706733323	177,287.14	07/25/22	07/29/22	
/	0706733324	762.00	07/25/22	07/28/22	
/	0706733333	1,624.94	07/25/22	07/28/22	
/	0706733336	32.15	07/25/22	07/29/22	
/	0706733339	443.58	07/25/22	07/29/22	
/	0706733340	1,777.45	07/25/22	07/28/22	
/	0706733346	733.81	07/25/22	07/29/22	
/	0756733297	692,140.70	07/25/22	07/26/22	
/	0756733328	9,483.00	07/25/22	07/29/22	
		Count	Amount		
Total PAID:		94	1,926,442.67		

**CENTRAL ARIZONA FIRE AND MEDICAL AUTHORITY**  
**CAPITAL RESERVE FUND - JULY, 2022**

---

Interest Received:	\$	-
Transfer In: CAFMA	\$	-
Miscellaneous Adjustments:	\$	-
<hr/>		
TOTAL	\$	-

---



# Yavapai County Treasurer

## Monthly Statement

Date Range: 7/1/2022 to 7/31/2022

**CAFMA-Capital Reserve Fund  
(CAFMA)**



# Yavapai County Treasurer

## Monthly Statement

Date Range: 7/1/2022 to 7/31/2022

Account	Period	YTD		
<b>6067340200</b>	<b>CAFMA-Capital Reserve Fund</b>			
Begin Balance:	6,026,141.00	6,026,141.00		
Income:	.00	.00		
LOC Advance:	.00	.00		
Expense:	.00	.00	LOC:	.00
LOC Payments:	.00	.00	Warrants Outstanding:	.00
Cash Balance:	6,026,141.00	6,026,141.00	End:	6,026,141.00

### Monthly Statement Detail

Date	Notes	Doc #	Amount	C/D
------	-------	-------	--------	-----



**CENTRAL ARIZONA FIRE AND MEDICAL AUTHORITY**  
**PSPRS CONTINGENCY RESERVE FUND - JULY, 2022**

<hr/>		
Transfer In:	\$	-
Interest Received:	\$	-
<hr/>		
TOTAL	\$	-
<hr/>		



# Yavapai County Treasurer

## Monthly Statement

Date Range: 7/1/2022 to 7/31/2022

**CAFMA**  
**6067340700**  
**PSPRS**



# Yavapai County Treasurer

## Monthly Statement

Date Range: 7/1/2022 to 7/31/2022

Account	Period	YTD		
<b>6067340700</b>	<b>CAFMA PSPRS Contingency Reserve Fund</b>			
Begin Balance:	2,000,000.00	2,000,000.00		
Income:	.00	.00		
LOC Advance:	.00	.00		
Expense:	.00	.00	LOC:	.00
LOC Payments:	.00	.00	Warrants Outstanding:	.00
Cash Balance:	2,000,000.00	2,000,000.00	End:	2,000,000.00

### Monthly Statement Detail

Date	Notes	Doc #	Amount	C/D
------	-------	-------	--------	-----

CAFMA-Central Arizona Fire and Medical

Bank Reconciliation Summary

For the Bank Statement ending: 7/31/2022

BANK CONTROL ID: CAFMA - GENERAL FUND		DESC: GENERAL FUND	ACCOUNT NO: 1100
Beginning Balance:	07/01/22		\$8,207,760.60
Deposits and Credits:			\$1,046,844.58
Checks and Charges:			(\$1,926,442.67)
Adjustments:			\$0.00
Ending Balance Per Reconciliation:			<u>\$7,328,162.51</u>
Ending Balance Per Bank Statement:	07/31/22		\$7,328,162.51
* Outstanding Deposits and Credits:	07/31/22		\$0.00
* Outstanding Checks and Charges:	07/31/22		(\$421,679.33)
Ending Book Balance:			<u>\$6,906,483.18</u>

**CAFMA-Central Arizona Fire and Medical**

BR Checks and Charges Cleared

For the Bank Statement ending: 7/31/22

CAFMA		General Fund			1100
Date	Document	Description	Module	Company	Amount
05/02/22	756742838	Rio Angels LLC	AP	CAFMA	\$4,362.20
06/13/22	756743040	American Express, Inc.	AP	CAFMA	\$34,374.02
06/13/22	756743054	Arizona Fire District Associat	AP	CAFMA	\$1,015.00
06/13/22	756743058	Backburner Family Restaurant	AP	CAFMA	\$1,637.70
06/27/22	756743119	Abel, Todd	AP	CAFMA	\$3,610.00
06/27/22	756743122	APS	AP	CAFMA	\$8,559.39
06/27/22	756743123	BACKBOARDS BOOMERANG	AP	CAFMA	\$720.00
06/27/22	756743125	Bound Tree Medical LLC	AP	CAFMA	\$5,505.87
06/27/22	756743126	Sparklight	AP	CAFMA	\$16.84
06/27/22	756743128	CenturyLink	AP	CAFMA	\$647.42
06/27/22	756743138	City of Prescott	AP	CAFMA	\$516.62
06/27/22	756743141	Curtis Tools for Heroes	AP	CAFMA	\$41.64
06/27/22	756743142	DH Pace Door Company Inc	AP	CAFMA	\$4,665.00
06/27/22	756743143	FACTORY MOTOR PARTS	AP	CAFMA	\$204.58
06/27/22	756743144	FEDEX	AP	CAFMA	\$13.29
06/27/22	756743146	Globalstar	AP	CAFMA	\$224.74
06/27/22	756743147	W.W. Grainger, Inc	AP	CAFMA	\$50.45
06/27/22	756743148	Jim's Alignment & Brake	AP	CAFMA	\$75.00
06/27/22	756743149	Matheson Tri-Gas, Inc	AP	CAFMA	\$135.02
06/27/22	756743152	B&W FIRE SECURITY	AP	CAFMA	\$258.00
06/27/22	756743153	CANAVARO, GREGORY	AP	CAFMA	\$10.67
06/27/22	756743154	MANN, KURT	AP	CAFMA	\$7.65
06/27/22	756743155	Yavapai Exterminating	AP	CAFMA	\$200.00
06/27/22	756743156	Purchase Power	AP	CAFMA	\$131.08
06/27/22	756743157	Public Safety Crisis Solutions	AP	CAFMA	\$8,300.00
06/27/22	756743159	Restored By Faith LLC	AP	CAFMA	\$140.00
06/27/22	756743160	Sherwin Williams Company	AP	CAFMA	\$30.53
06/27/22	756743161	Staples Contract & Commerc.Inc	AP	CAFMA	\$51.01
06/27/22	756743163	Town of Prescott Valley	AP	CAFMA	\$1,533.20
06/27/22	756743164	Unisource Energy Services	AP	CAFMA	\$152.96
06/27/22	756743165	United Disposal, Inc	AP	CAFMA	\$264.00
06/27/22	756743166	Verizon Wireless	AP	CAFMA	\$4,020.90
06/27/22	756743168	XEROX FINANCIAL SERVICES	AP	CAFMA	\$783.81
06/27/22	756743171	Anixter Inc	AP	CAFMA	\$1,353.78
06/27/22	756743172	Motorola Solutions Inc	AP	CAFMA	\$6,555.59
06/27/22	756743173	Motorola Solutions Inc	AP	CAFMA	\$20,645.94
07/06/22	756743176	Franklin Political Consulting	AP	CAFMA	\$5,000.00
07/07/22	756743177	A1 Water Bulk Delivery Svc LLC	AP	CAFMA	(\$140.00)
07/07/22	756743178	A2Z Home Center, LLC	AP	CAFMA	(\$5.82)
07/07/22	756743179	Arizona General / Ace Hardware	AP	CAFMA	(\$68.10)
07/07/22	756743180	American Express, Inc.	AP	CAFMA	(\$32,569.68)
07/07/22	756743193	APS	AP	CAFMA	(\$3,660.62)
07/07/22	756743194	Arizona Crisis Team (ACT)	AP	CAFMA	(\$7,177.50)
07/07/22	756743195	Bennett Oil	AP	CAFMA	(\$4,727.26)
07/07/22	756743196	Best Pick Disposal, Inc	AP	CAFMA	(\$467.73)
07/07/22	756743197	Bound Tree Medical LLC	AP	CAFMA	(\$9,168.14)
07/07/22	756743199	Sparklight	AP	CAFMA	(\$150.42)
07/07/22	756743200	CenturyLink	AP	CAFMA	(\$1,138.84)
07/07/22	756743201	Chase Bank	AP	CAFMA	(\$3,340.97)
07/07/22	756743202	Chase Bank	AP	CAFMA	(\$664,972.88)
07/07/22	756743204	City of Prescott	AP	CAFMA	(\$93,780.06)
07/07/22	756743205	Coppersmith Brockelman PLC	AP	CAFMA	(\$2,062.50)
07/07/22	756743206	Diligent Corporation	AP	CAFMA	(\$2,558.74)
07/07/22	756743207	FEDEX	AP	CAFMA	(\$71.85)
07/07/22	756743208	Galls LLC	AP	CAFMA	(\$611.42)
07/07/22	756743209	Healthcare Medical Waste Svcs	AP	CAFMA	(\$158.37)
07/07/22	756743210	Liberty Art Works	AP	CAFMA	(\$1,120.00)
07/07/22	756743211	Manzanita Landscaping, Inc	AP	CAFMA	(\$903.99)
07/07/22	756743212	Matheson Tri-Gas, Inc	AP	CAFMA	(\$1,176.19)
07/07/22	756743213	NAPA Auto Parts	AP	CAFMA	(\$1,421.51)
07/07/22	756743215	NFP Property and Casualty	AP	CAFMA	(\$38,184.00)
07/07/22	756743216	Northern AZ Premier Termite	AP	CAFMA	(\$390.00)

**CAFMA-Central Arizona Fire and Medical**

BR Checks and Charges Cleared

For the Bank Statement ending: 7/31/22

CAFMA		General Fund			1100
Date	Document	Description	Module	Company	Amount
07/07/22	756743217	Interior Logic	AP	CAFMA	(\$317.24)
07/07/22	756743218	O'Reilly Auto Parts	AP	CAFMA	(\$88.48)
07/07/22	756743219	Prescott Valley Ace Hardware	AP	CAFMA	(\$177.09)
07/07/22	756743221	Restored By Faith LLC	AP	CAFMA	(\$140.00)
07/07/22	756743222	RWC Group	AP	CAFMA	(\$65.64)
07/07/22	756743223	Smart Document Solutions	AP	CAFMA	(\$472.84)
07/07/22	756743224	Staples Contract & Commerc.Inc	AP	CAFMA	(\$214.10)
07/07/22	756743225	Unisource Energy Services	AP	CAFMA	(\$304.18)
07/07/22	756743226	Wex Bank	AP	CAFMA	(\$34,604.78)
07/07/22	756743227	Yavapai Fleet Yavapai Machine	AP	CAFMA	(\$271.93)
07/07/22	756743228	Yavapai Mechanical Plumbing	AP	CAFMA	(\$1,245.00)
07/07/22	756743229	ZebraScapes LLC	AP	CAFMA	(\$175.00)
07/11/22	756743177	A1 Water Bulk Delivery Svc LLC	AP	CAFMA	\$140.00
07/11/22	756743178	A2Z Home Center, LLC	AP	CAFMA	\$5.82
07/11/22	756743179	Arizona General / Ace Hardware	AP	CAFMA	\$68.10
07/11/22	756743180	American Express, Inc.	AP	CAFMA	\$32,569.68
07/11/22	756743193	APS	AP	CAFMA	\$3,660.62
07/11/22	756743194	Arizona Crisis Team (ACT)	AP	CAFMA	\$7,177.50
07/11/22	756743195	Bennett Oil	AP	CAFMA	\$4,727.26
07/11/22	756743196	Best Pick Disposal, Inc	AP	CAFMA	\$467.73
07/11/22	756743197	Bound Tree Medical LLC	AP	CAFMA	\$9,168.14
07/11/22	756743199	Sparklight	AP	CAFMA	\$150.42
07/11/22	756743200	CenturyLink	AP	CAFMA	\$1,138.84
07/11/22	756743201	Chase Bank	AP	CAFMA	\$3,340.97
07/11/22	756743202	Chase Bank	AP	CAFMA	\$664,972.88
07/11/22	756743204	City of Prescott	AP	CAFMA	\$93,780.06
07/11/22	756743205	Coppersmith Brockelman PLC	AP	CAFMA	\$2,062.50
07/11/22	756743206	Diligent Corporation	AP	CAFMA	\$2,558.74
07/11/22	756743207	FEDEX	AP	CAFMA	\$71.85
07/11/22	756743208	Galls LLC	AP	CAFMA	\$611.42
07/11/22	756743209	Healthcare Medical Waste Svcs	AP	CAFMA	\$158.37
07/11/22	756743210	Liberty Art Works	AP	CAFMA	\$1,120.00
07/11/22	756743211	Manzanita Landscaping, Inc	AP	CAFMA	\$903.99
07/11/22	756743212	Matheson Tri-Gas, Inc	AP	CAFMA	\$1,176.19
07/11/22	756743213	NAPA Auto Parts	AP	CAFMA	\$1,421.51
07/11/22	756743215	NFP Property and Casualty	AP	CAFMA	\$38,184.00
07/11/22	756743216	Northern AZ Premier Termite	AP	CAFMA	\$390.00
07/11/22	756743217	Interior Logic	AP	CAFMA	\$317.24
07/11/22	756743218	O'Reilly Auto Parts	AP	CAFMA	\$88.48
07/11/22	756743219	Prescott Valley Ace Hardware	AP	CAFMA	\$177.09
07/11/22	756743221	Restored By Faith LLC	AP	CAFMA	\$140.00
07/11/22	756743222	RWC Group	AP	CAFMA	\$65.64
07/11/22	756743223	Smart Document Solutions	AP	CAFMA	\$472.84
07/11/22	756743224	Staples Contract & Commerc.Inc	AP	CAFMA	\$214.10
07/11/22	756743225	Unisource Energy Services	AP	CAFMA	\$304.18
07/11/22	756743226	Wex Bank	AP	CAFMA	\$34,604.78
07/11/22	756743227	Yavapai Fleet Yavapai Machine	AP	CAFMA	\$271.93
07/11/22	756743228	Yavapai Mechanical Plumbing	AP	CAFMA	\$1,245.00
07/11/22	756743229	ZebraScapes LLC	AP	CAFMA	\$175.00
07/11/22	756743230	A1 Water Bulk Delivery Svc LLC	AP	CAFMA	\$140.00
07/11/22	756743231	A2Z Home Center, LLC	AP	CAFMA	\$5.82
07/11/22	756743232	Arizona General / Ace Hardware	AP	CAFMA	\$68.10
07/11/22	756743233	American Express, Inc.	AP	CAFMA	\$32,569.68
07/11/22	756743246	APS	AP	CAFMA	\$3,660.62
07/11/22	756743247	Arizona Crisis Team (ACT)	AP	CAFMA	\$7,177.50
07/11/22	756743248	Bennett Oil	AP	CAFMA	\$4,727.26
07/11/22	756743249	Best Pick Disposal, Inc	AP	CAFMA	\$467.73
07/11/22	756743250	Bound Tree Medical LLC	AP	CAFMA	\$9,168.14
07/11/22	756743252	Sparklight	AP	CAFMA	\$150.42
07/11/22	756743253	CenturyLink	AP	CAFMA	\$1,138.84
07/11/22	756743254	Chase Bank	AP	CAFMA	\$3,340.97
07/11/22	756743255	Chase Bank	AP	CAFMA	\$664,972.88

**CAFMA-Central Arizona Fire and Medical**

**BR Checks and Charges Cleared**

For the Bank Statement ending: 7/31/22

CAFMA		General Fund			1100
Date	Document	Description	Module	Company	Amount
07/11/22	756743257	City of Prescott	AP	CAFMA	\$93,780.06
07/11/22	756743258	Coppersmith Brockelman PLC	AP	CAFMA	\$2,062.50
07/11/22	756743259	Diligent Corporation	AP	CAFMA	\$2,558.74
07/11/22	756743260	FEDEX	AP	CAFMA	\$71.85
07/11/22	756743261	Galls LLC	AP	CAFMA	\$611.42
07/11/22	756743262	Healthcare Medical Waste Svcs	AP	CAFMA	\$158.37
07/11/22	756743263	Liberty Art Works	AP	CAFMA	\$1,120.00
07/11/22	756743264	Manzanita Landscaping, Inc	AP	CAFMA	\$903.99
07/11/22	756743265	Matheson Tri-Gas, Inc	AP	CAFMA	\$1,176.19
07/11/22	756743266	NAPA Auto Parts	AP	CAFMA	\$1,421.51
07/11/22	756743268	NFP Property and Casualty	AP	CAFMA	\$38,184.00
07/11/22	756743269	Northern AZ Premier Termite	AP	CAFMA	\$390.00
07/11/22	756743270	Interior Logic	AP	CAFMA	\$317.24
07/11/22	756743270	Interior Logic	AP	CAFMA	(\$317.24)
07/11/22	756743271	O'Reilly Auto Parts	AP	CAFMA	\$88.48
07/11/22	756743272	Prescott Valley Ace Hardware	AP	CAFMA	\$177.09
07/11/22	756743274	Restored By Faith LLC	AP	CAFMA	\$140.00
07/11/22	756743275	RWC Group	AP	CAFMA	\$65.64
07/11/22	756743276	Smart Document Solutions	AP	CAFMA	\$472.84
07/11/22	756743277	Staples Contract & Commerc.Inc	AP	CAFMA	\$214.10
07/11/22	756743278	Unisource Energy Services	AP	CAFMA	\$304.18
07/11/22	756743279	Wex Bank	AP	CAFMA	\$34,604.78
07/11/22	756743280	Yavapai Fleet Yavapai Machine	AP	CAFMA	\$271.93
07/11/22	756743281	Yavapai Mechanical Plumbing	AP	CAFMA	\$1,245.00
07/11/22	756743282	ZebraScapes LLC	AP	CAFMA	\$175.00
07/25/22	756743288	Arizona Emergency Products	AP	CAFMA	\$551.06
07/25/22	756743289	Arizona State Retirement Sys	AP	CAFMA	\$12.16
07/25/22	756743293	B & W Fire Security Systems	AP	CAFMA	\$225.00
07/25/22	756743296	CenturyLink	AP	CAFMA	\$25.30
07/25/22	756743297	Chase Bank	AP	CAFMA	\$692,140.70
07/25/22	756743299	Chase Card Services	AP	CAFMA	\$9,990.76
07/25/22	756743306	City of Prescott	AP	CAFMA	\$520.52
07/25/22	756743309	Cummins Sales And Service	AP	CAFMA	\$729.93
07/25/22	756743311	CYMA Systems, Inc	AP	CAFMA	\$3,026.08
07/25/22	756743315	Enerspect Medical Solutions	AP	CAFMA	\$1,559.70
07/25/22	756743317	Freightliner of AZ, LLC	AP	CAFMA	\$287.41
07/25/22	756743320	W.W. Grainger, Inc	AP	CAFMA	\$1,345.45
07/25/22	756743322	IAFC Membership	AP	CAFMA	\$285.00
07/25/22	756743323	KAIROS Health Arizona, Inc	AP	CAFMA	\$177,287.14
07/25/22	756743324	Lamb Chevrolet	AP	CAFMA	\$762.00
07/25/22	756743328	NFP Property and Casualty	AP	CAFMA	\$9,483.00
07/25/22	756743333	RWC Group	AP	CAFMA	\$1,624.94
07/25/22	756743336	Sherwin Williams Company	AP	CAFMA	\$32.15
07/25/22	756743339	Staples Contract & Commerc.Inc	AP	CAFMA	\$443.58
07/25/22	756743340	D.G.Shoemaker & Associates Inc	AP	CAFMA	\$1,777.45
07/25/22	756743346	XEROX FINANCIAL SERVICES	AP	CAFMA	\$733.81
<b>TOTAL CHECKS AND CHARGES CLEARED:</b>					<b>\$1,926,442.67</b>



**CAFMA-Central Arizona Fire and Medical**

**BR Checks and Charges Outstanding**

For the Bank Statement ending: 7/31/22

CAFMA		General Fund			1100
Date	Document	Description	Module	Company	Amount
03/07/22	756742563	Prescott Area Fire Training	AP	CAFMA	\$700.00
05/02/22	756742851	Yavapai Regional Medical Ctr	AP	CAFMA	\$25,717.00
05/26/22	756743037	Starkweather Roofing Inc	AP	CAFMA	\$21,852.00
06/13/22	756743057	AZ Center for Fire Svc Excel	AP	CAFMA	\$750.00
06/13/22	756743097	NAPA Auto Parts	AP	CAFMA	\$1,407.26
06/27/22	756743120	ACG Systems Inc	AP	CAFMA	\$1,059.22
06/27/22	756743139	Crisenberg, Gary	AP	CAFMA	\$1,875.00
06/27/22	756743140	Cross Connections	AP	CAFMA	\$3,682.30
06/27/22	756743167	Virtual Graffiti, Inc.	AP	CAFMA	\$21,664.31
06/27/22	756743170	Anixter Inc	AP	CAFMA	\$5,932.19
06/27/22	756743174	Tessco, Inc	AP	CAFMA	\$3,751.51
06/27/22	756743175	Tessco, Inc	AP	CAFMA	\$26,332.26
07/25/22	756743283	AAA Taxi	AP	CAFMA	\$27.00
07/25/22	756743284	Able Saw, LLC	AP	CAFMA	\$13.36
07/25/22	756743285	Arizona General / Ace Hardware	AP	CAFMA	\$31.75
07/25/22	756743286	APS	AP	CAFMA	\$12,052.37
07/25/22	756743287	Arizona Dept. of Public Safety	AP	CAFMA	\$5.00
07/25/22	756743290	Bound Tree Medical LLC	AP	CAFMA	\$17,987.40
07/25/22	756743294	Sparklight	AP	CAFMA	\$1,143.62
07/25/22	756743295	CenturyLink	AP	CAFMA	\$770.93
07/25/22	756743307	Copper State Supply, Inc	AP	CAFMA	\$729.82
07/25/22	756743308	Crisenberg, Gary	AP	CAFMA	\$1,875.00
07/25/22	756743310	Curtis Tools for Heroes	AP	CAFMA	\$95.00
07/25/22	756743312	DARLEY	AP	CAFMA	\$996.10
07/25/22	756743313	DES- Unemployment Tax	AP	CAFMA	\$13.93
07/25/22	756743314	Dish Network	AP	CAFMA	\$133.09
07/25/22	756743316	FASTENAL	AP	CAFMA	\$181.38
07/25/22	756743318	Galls LLC	AP	CAFMA	\$76.43
07/25/22	756743319	Globalstar	AP	CAFMA	\$280.50
07/25/22	756743321	Hillyard, Inc-Flagstaff	AP	CAFMA	\$571.87
07/25/22	756743325	Life Assist Inc	AP	CAFMA	\$50.94
07/25/22	756743326	Matheson Tri-Gas, Inc	AP	CAFMA	\$313.94
07/25/22	756743327	National Fire Sprinkler Assoc	AP	CAFMA	\$50.00
07/25/22	756743329	Bay Alarm Company	AP	CAFMA	\$317.24
07/25/22	756743330	Public Safety Crisis Solutions	AP	CAFMA	\$6,500.00
07/25/22	756743331	Prescott Valley Ace Hardware	AP	CAFMA	\$77.05
07/25/22	756743332	The Counseling Office of	AP	CAFMA	\$4,206.68
07/25/22	756743334	Schuster, Alan	AP	CAFMA	\$5,950.00
07/25/22	756743335	Securis Insurance Pool, Inc	AP	CAFMA	\$245,108.50
07/25/22	756743337	Smart Document Solutions	AP	CAFMA	\$718.84
07/25/22	756743338	Besonson Tools LLC	AP	CAFMA	\$28.37
07/25/22	756743341	Town of Prescott Valley	AP	CAFMA	\$1,054.78
07/25/22	756743342	TruckPro, LLC	AP	CAFMA	\$970.75
07/25/22	756743343	Unisource Energy Services	AP	CAFMA	\$141.58
07/25/22	756743344	United Disposal, Inc	AP	CAFMA	\$264.00
07/25/22	756743345	Verizon Wireless	AP	CAFMA	\$4,219.06
<b>TOTAL CHECKS AND CHARGES OUTSTANDING:</b>					<b>\$421,679.33</b>

CAFMA-Central Arizona Fire and Medical

BR Deposits and Credits Cleared

For the Bank Statement ending: 7/31/22

CAFMA		General Fund			1100
Date	Document	Description	Module	Company	Amount
07/18/22	4090	Deposit	AR	CAFMA	\$10,041.52
07/18/22	4091	Deposit	AR	CAFMA	\$22,506.83
07/18/22	4092	Deposit	AR	CAFMA	\$7,389.47
07/18/22	4093	Deposit	AR	CAFMA	\$257,894.89
07/18/22	4095	Deposit	AR	CAFMA	\$1,904.96
07/18/22	4097	Deposit	AR	CAFMA	\$1,353.80
07/21/22	4101	Deposit	AR	CAFMA	\$21,425.77
07/21/22	4103	Deposit	AR	CAFMA	\$3,431.00
07/21/22	4104	Deposit	AR	CAFMA	\$15,598.21
07/26/22	4102	Deposit	AR	CAFMA	\$4,940.57
07/28/22	4105	Deposit	AR	CAFMA	\$60,173.15
07/28/22	4108	Deposit	AR	CAFMA	\$961.91
07/31/22	Cash With Yav Cty	Fire Authority Funding - June,	GL	CAFMA	\$474,222.50
07/31/22	Cash With Yav Cty	Transfer In - Credit Card Reve	GL	CAFMA	\$165,000.00
TOTAL DEPOSITS AND CREDITS CLEARED:					<b>\$1,046,844.58</b>

CAFMA-Central Arizona Fire and Medical  
BR Deposits and Credits Outstanding  
For the Bank Statement ending:

Date	Document	Description	Module	Company	Amount
------	----------	-------------	--------	---------	--------

TOTAL DEPOSITS AND CREDITS OUTSTANDING:

Bank Reconciliation Register

Document Number	Date	BR Status	Void?	Description	Date Cleared	Amount
<b>MODULE: CHECKS FROM ACCOUNTS PAYABLE</b>						
<b>BANK CONTROL ID: CAFMA - GENERAL FUND</b>						
756743176	07/06/22	Marked	No	Franklin Political Consulting	08/08/22	\$5,000.00
756743177	07/11/22	Marked	No	A1 Water Bulk Delivery Svc LLC	08/08/22	\$140.00
756743177	07/07/22	Marked	Yes	A1 Water Bulk Delivery Svc LLC	08/08/22	(\$140.00)
756743178	07/11/22	Marked	No	A2Z Home Center, LLC	08/08/22	\$5.82
756743178	07/07/22	Marked	Yes	A2Z Home Center, LLC	08/08/22	(\$5.82)
756743179	07/11/22	Marked	No	Arizona General / Ace Hardware	08/08/22	\$68.10
756743179	07/07/22	Marked	Yes	Arizona General / Ace Hardware	08/08/22	(\$68.10)
756743180	07/11/22	Marked	No	American Express, Inc.	08/08/22	\$32,569.68
756743180	07/07/22	Marked	Yes	American Express, Inc.	08/08/22	(\$32,569.68)
756743193	07/11/22	Marked	No	APS	08/08/22	\$3,660.62
756743193	07/07/22	Marked	Yes	APS	08/08/22	(\$3,660.62)
756743194	07/11/22	Marked	No	Arizona Crisis Team (ACT)	08/08/22	\$7,177.50
756743194	07/07/22	Marked	Yes	Arizona Crisis Team (ACT)	08/08/22	(\$7,177.50)
756743195	07/11/22	Marked	No	Bennett Oil	08/08/22	\$4,727.26
756743195	07/07/22	Marked	Yes	Bennett Oil	08/08/22	(\$4,727.26)
756743196	07/11/22	Marked	No	Best Pick Disposal, Inc	08/08/22	\$467.73
756743196	07/07/22	Marked	Yes	Best Pick Disposal, Inc	08/08/22	(\$467.73)
756743197	07/11/22	Marked	No	Bound Tree Medical LLC	08/08/22	\$9,168.14
756743197	07/07/22	Marked	Yes	Bound Tree Medical LLC	08/08/22	(\$9,168.14)
756743199	07/11/22	Marked	No	Sparklight	08/08/22	\$150.42
756743199	07/07/22	Marked	Yes	Sparklight	08/08/22	(\$150.42)
756743200	07/11/22	Marked	No	CenturyLink	08/08/22	\$1,138.84
756743200	07/07/22	Marked	Yes	CenturyLink	08/08/22	(\$1,138.84)
756743201	07/11/22	Marked	No	Chase Bank	08/08/22	\$3,340.97
756743201	07/07/22	Marked	Yes	Chase Bank	08/08/22	(\$3,340.97)
756743202	07/11/22	Marked	No	Chase Bank	08/08/22	\$664,972.88
756743202	07/07/22	Marked	Yes	Chase Bank	08/08/22	(\$664,972.88)
756743204	07/11/22	Marked	No	City of Prescott	08/08/22	\$93,780.06
756743204	07/07/22	Marked	Yes	City of Prescott	08/08/22	(\$93,780.06)
756743205	07/11/22	Marked	No	Coppersmith Brockelman PLC	08/08/22	\$2,062.50
756743205	07/07/22	Marked	Yes	Coppersmith Brockelman PLC	08/08/22	(\$2,062.50)
756743206	07/11/22	Marked	No	Diligent Corporation	08/08/22	\$2,558.74
756743206	07/07/22	Marked	Yes	Diligent Corporation	08/08/22	(\$2,558.74)
756743207	07/11/22	Marked	No	FEDEX	08/08/22	\$71.85
756743207	07/07/22	Marked	Yes	FEDEX	08/08/22	(\$71.85)
756743208	07/11/22	Marked	No	Galls LLC	08/08/22	\$611.42
756743208	07/07/22	Marked	Yes	Galls LLC	08/08/22	(\$611.42)
756743209	07/11/22	Marked	No	Healthcare Medical Waste Svcs	08/08/22	\$158.37
756743209	07/07/22	Marked	Yes	Healthcare Medical Waste Svcs	08/08/22	(\$158.37)
756743210	07/11/22	Marked	No	Liberty Art Works	08/08/22	\$1,120.00
756743210	07/07/22	Marked	Yes	Liberty Art Works	08/08/22	(\$1,120.00)
756743211	07/11/22	Marked	No	Manzanita Landscaping, Inc	08/08/22	\$903.99
756743211	07/07/22	Marked	Yes	Manzanita Landscaping, Inc	08/08/22	(\$903.99)
756743212	07/11/22	Marked	No	Matheson Tri-Gas, Inc	08/08/22	\$1,176.19
756743212	07/07/22	Marked	Yes	Matheson Tri-Gas, Inc	08/08/22	(\$1,176.19)
756743213	07/11/22	Marked	No	NAPA Auto Parts	08/08/22	\$1,421.51
756743213	07/07/22	Marked	Yes	NAPA Auto Parts	08/08/22	(\$1,421.51)
756743215	07/11/22	Marked	No	NFP Property and Casualty	08/08/22	\$38,184.00
756743215	07/07/22	Marked	Yes	NFP Property and Casualty	08/08/22	(\$38,184.00)
756743216	07/11/22	Marked	No	Northern AZ Premier Termite	08/08/22	\$390.00
756743216	07/07/22	Marked	Yes	Northern AZ Premier Termite	08/08/22	(\$390.00)
756743217	07/11/22	Marked	No	Interior Logic	08/08/22	\$317.24
756743217	07/07/22	Marked	Yes	Interior Logic	08/08/22	(\$317.24)
756743218	07/11/22	Marked	No	O'Reilly Auto Parts	08/08/22	\$88.48
756743218	07/07/22	Marked	Yes	O'Reilly Auto Parts	08/08/22	(\$88.48)
756743219	07/11/22	Marked	No	Prescott Valley Ace Hardware	08/08/22	\$177.09
756743219	07/07/22	Marked	Yes	Prescott Valley Ace Hardware	08/08/22	(\$177.09)
756743221	07/11/22	Marked	No	Restored By Faith LLC	08/08/22	\$140.00
756743221	07/07/22	Marked	Yes	Restored By Faith LLC	08/08/22	(\$140.00)
756743222	07/11/22	Marked	No	RWC Group	08/08/22	\$65.64
756743222	07/07/22	Marked	Yes	RWC Group	08/08/22	(\$65.64)
756743223	07/11/22	Marked	No	Smart Document Solutions	08/08/22	\$472.84

Bank Reconciliation Register

Document Number	Date	BR Status	Void?	Description	Date Cleared	Amount
<b>MODULE: CHECKS FROM ACCOUNTS PAYABLE</b>						
<b>BANK CONTROL ID: CAFMA - GENERAL FUND</b>						<b>(CONTINUED)</b>
756743223	07/07/22	Marked	Yes	Smart Document Solutions	08/08/22	(\$472.84)
756743224	07/11/22	Marked	No	Staples Contract & Commerc.Inc	08/08/22	\$214.10
756743224	07/07/22	Marked	Yes	Staples Contract & Commerc.Inc	08/08/22	(\$214.10)
756743225	07/11/22	Marked	No	Unisource Energy Services	08/08/22	\$304.18
756743225	07/07/22	Marked	Yes	Unisource Energy Services	08/08/22	(\$304.18)
756743226	07/11/22	Marked	No	Wex Bank	08/08/22	\$34,604.78
756743226	07/07/22	Marked	Yes	Wex Bank	08/08/22	(\$34,604.78)
756743227	07/11/22	Marked	No	Yavapai Fleet Yavapai Machine	08/08/22	\$271.93
756743227	07/07/22	Marked	Yes	Yavapai Fleet Yavapai Machine	08/08/22	(\$271.93)
756743228	07/11/22	Marked	No	Yavapai Mechanical Plumbing	08/08/22	\$1,245.00
756743228	07/07/22	Marked	Yes	Yavapai Mechanical Plumbing	08/08/22	(\$1,245.00)
756743229	07/11/22	Marked	No	ZebraScapes LLC	08/08/22	\$175.00
756743229	07/07/22	Marked	Yes	ZebraScapes LLC	08/08/22	(\$175.00)
756743230	07/11/22	Marked	No	A1 Water Bulk Delivery Svc LLC	08/08/22	\$140.00
756743231	07/11/22	Marked	No	A2Z Home Center, LLC	08/08/22	\$5.82
756743232	07/11/22	Marked	No	Arizona General / Ace Hardware	08/08/22	\$68.10
756743233	07/11/22	Marked	No	American Express, Inc.	08/08/22	\$32,569.68
756743246	07/11/22	Marked	No	APS	08/08/22	\$3,660.62
756743247	07/11/22	Marked	No	Arizona Crisis Team (ACT)	08/08/22	\$7,177.50
756743248	07/11/22	Marked	No	Bennett Oil	08/08/22	\$4,727.26
756743249	07/11/22	Marked	No	Best Pick Disposal, Inc	08/08/22	\$467.73
756743250	07/11/22	Marked	No	Bound Tree Medical LLC	08/08/22	\$9,168.14
756743252	07/11/22	Marked	No	Sparklight	08/08/22	\$150.42
756743253	07/11/22	Marked	No	CenturyLink	08/08/22	\$1,138.84
756743254	07/11/22	Marked	No	Chase Bank	08/08/22	\$3,340.97
756743255	07/11/22	Marked	No	Chase Bank	08/08/22	\$664,972.88
756743257	07/11/22	Marked	No	City of Prescott	08/08/22	\$93,780.06
756743258	07/11/22	Marked	No	Coppersmith Brockelman PLC	08/08/22	\$2,062.50
756743259	07/11/22	Marked	No	Diligent Corporation	08/08/22	\$2,558.74
756743260	07/11/22	Marked	No	FEDEX	08/08/22	\$71.85
756743261	07/11/22	Marked	No	Galls LLC	08/08/22	\$611.42
756743262	07/11/22	Marked	No	Healthcare Medical Waste Svcs	08/08/22	\$158.37
756743263	07/11/22	Marked	No	Liberty Art Works	08/08/22	\$1,120.00
756743264	07/11/22	Marked	No	Manzanita Landscaping, Inc	08/08/22	\$903.99
756743265	07/11/22	Marked	No	Matheson Tri-Gas, Inc	08/08/22	\$1,176.19
756743266	07/11/22	Marked	No	NAPA Auto Parts	08/08/22	\$1,421.51
756743268	07/11/22	Marked	No	NFP Property and Casualty	08/08/22	\$38,184.00
756743269	07/11/22	Marked	No	Northern AZ Premier Termite	08/08/22	\$390.00
756743270	07/11/22	Marked	No	Interior Logic	08/08/22	\$317.24
756743270	07/11/22	Marked	Yes	Interior Logic	08/08/22	(\$317.24)
756743271	07/11/22	Marked	No	O'Reilly Auto Parts	08/08/22	\$88.48
756743272	07/11/22	Marked	No	Prescott Valley Ace Hardware	08/08/22	\$177.09
756743274	07/11/22	Marked	No	Restored By Faith LLC	08/08/22	\$140.00
756743275	07/11/22	Marked	No	RWC Group	08/08/22	\$65.64
756743276	07/11/22	Marked	No	Smart Document Solutions	08/08/22	\$472.84
756743277	07/11/22	Marked	No	Staples Contract & Commerc.Inc	08/08/22	\$214.10
756743278	07/11/22	Marked	No	Unisource Energy Services	08/08/22	\$304.18
756743279	07/11/22	Marked	No	Wex Bank	08/08/22	\$34,604.78
756743280	07/11/22	Marked	No	Yavapai Fleet Yavapai Machine	08/08/22	\$271.93
756743281	07/11/22	Marked	No	Yavapai Mechanical Plumbing	08/08/22	\$1,245.00
756743282	07/11/22	Marked	No	ZebraScapes LLC	08/08/22	\$175.00
756743283	07/25/22	Retrieved	No	AAA Taxi		\$27.00
756743284	07/25/22	Retrieved	No	Able Saw, LLC		\$13.36
756743285	07/25/22	Retrieved	No	Arizona General / Ace Hardware		\$31.75
756743286	07/25/22	Retrieved	No	APS		\$12,052.37
756743287	07/25/22	Retrieved	No	Arizona Dept. of Public Safety		\$5.00
756743288	07/25/22	Marked	No	Arizona Emergency Products	08/08/22	\$551.06
756743289	07/25/22	Marked	No	Arizona State Retirement Sys	08/08/22	\$12.16
756743290	07/25/22	Retrieved	No	Bound Tree Medical LLC		\$17,987.40
756743293	07/25/22	Marked	No	B & W Fire Security Systems	08/08/22	\$225.00
756743294	07/25/22	Retrieved	No	Sparklight		\$1,143.62
756743295	07/25/22	Retrieved	No	CenturyLink		\$770.93

Bank Reconciliation Register

Document Number	Date	BR Status	Void?	Description	Date Cleared	Amount
<b>MODULE: CHECKS FROM ACCOUNTS PAYABLE</b>						
<b>BANK CONTROL ID: CAFMA - GENERAL FUND</b>						<b>(CONTINUED)</b>
756743296	07/25/22	Marked	No	CenturyLink	08/08/22	\$25.30
756743297	07/25/22	Marked	No	Chase Bank	08/08/22	\$692,140.70
756743299	07/25/22	Marked	No	Chase Card Services	08/08/22	\$9,990.76
756743306	07/25/22	Marked	No	City of Prescott	08/08/22	\$520.52
756743307	07/25/22	Retrieved	No	Copper State Supply, Inc		\$729.82
756743308	07/25/22	Retrieved	No	Crisenbery, Gary		\$1,875.00
756743309	07/25/22	Marked	No	Cummins Sales And Service	08/08/22	\$729.93
756743310	07/25/22	Retrieved	No	Curtis Tools for Heroes		\$95.00
756743311	07/25/22	Marked	No	CYMA Systems, Inc	08/08/22	\$3,026.08
756743312	07/25/22	Retrieved	No	DARLEY		\$996.10
756743313	07/25/22	Retrieved	No	DES- Unemployment Tax		\$13.93
756743314	07/25/22	Retrieved	No	Dish Network		\$133.09
756743315	07/25/22	Marked	No	Enerspect Medical Solutions	08/08/22	\$1,559.70
756743316	07/25/22	Retrieved	No	FASTENAL		\$181.38
756743317	07/25/22	Marked	No	Freightliner of AZ, LLC	08/08/22	\$287.41
756743318	07/25/22	Retrieved	No	Galls LLC		\$76.43
756743319	07/25/22	Retrieved	No	Globalstar		\$280.50
756743320	07/25/22	Marked	No	W.W. Grainger, Inc	08/08/22	\$1,345.45
756743321	07/25/22	Retrieved	No	Hillyard, Inc-Flagstaff		\$571.87
756743322	07/25/22	Marked	No	IAFC Membership	08/08/22	\$285.00
756743323	07/25/22	Marked	No	KAIROS Health Arizona, Inc	08/08/22	\$177,287.14
756743324	07/25/22	Marked	No	Lamb Chevrolet	08/08/22	\$762.00
756743325	07/25/22	Retrieved	No	Life Assist Inc		\$50.94
756743326	07/25/22	Retrieved	No	Matheson Tri-Gas, Inc		\$313.94
756743327	07/25/22	Retrieved	No	National Fire Sprinkler Assoc		\$50.00
756743328	07/25/22	Marked	No	NFP Property and Casualty	08/08/22	\$9,483.00
756743329	07/25/22	Retrieved	No	Bay Alarm Company		\$317.24
756743330	07/25/22	Retrieved	No	Public Safety Crisis Solutions		\$6,500.00
756743331	07/25/22	Retrieved	No	Prescott Valley Ace Hardware		\$77.05
756743332	07/25/22	Retrieved	No	The Counseling Office of		\$4,206.68
756743333	07/25/22	Marked	No	RWC Group	08/08/22	\$1,624.94
756743334	07/25/22	Retrieved	No	Schuster, Alan		\$5,950.00
756743335	07/25/22	Retrieved	No	Securis Insurance Pool, Inc		\$245,108.50
756743336	07/25/22	Marked	No	Sherwin Williams Company	08/08/22	\$32.15
756743337	07/25/22	Retrieved	No	Smart Document Solutions		\$718.84
756743338	07/25/22	Retrieved	No	Besonson Tools LLC		\$28.37
756743339	07/25/22	Marked	No	Staples Contract & Commerc.Inc	08/08/22	\$443.58
756743340	07/25/22	Marked	No	D.G.Shoemaker & Associates Inc	08/08/22	\$1,777.45
756743341	07/25/22	Retrieved	No	Town of Prescott Valley		\$1,054.78
756743342	07/25/22	Retrieved	No	TruckPro, LLC		\$970.75
756743343	07/25/22	Retrieved	No	Unisource Energy Services		\$141.58
756743344	07/25/22	Retrieved	No	United Disposal, Inc		\$264.00
756743345	07/25/22	Retrieved	No	Verizon Wireless		\$4,219.06
756743346	07/25/22	Marked	No	XEROX FINANCIAL SERVICES	08/08/22	\$733.81
<b>SUB TOTAL FOR BANK:</b>						<b>\$2,122,585.05</b>
<b>TOTAL FOR MODULE:</b>						<b>\$2,122,585.05</b>

**MODULE: DEPOSITS FROM ACCOUNTS RECEIVABLE**

**BANK CONTROL ID: CAFMA - GENERAL FUND**

4090	07/18/22	Marked	No	Deposit	08/08/22	\$10,041.52
4091	07/18/22	Marked	No	Deposit	08/08/22	\$22,506.83
4092	07/18/22	Marked	No	Deposit	08/08/22	\$7,389.47
4093	07/18/22	Marked	No	Deposit	08/08/22	\$257,894.89
4095	07/18/22	Marked	No	Deposit	08/08/22	\$1,904.96
4097	07/18/22	Marked	No	Deposit	08/08/22	\$1,353.80
4101	07/21/22	Marked	No	Deposit	08/08/22	\$21,425.77
4102	07/26/22	Marked	No	Deposit	08/08/22	\$4,940.57
4103	07/21/22	Marked	No	Deposit	08/08/22	\$3,431.00
4104	07/21/22	Marked	No	Deposit	08/08/22	\$15,598.21
4105	07/28/22	Marked	No	Deposit	08/08/22	\$60,173.15
4108	07/28/22	Marked	No	Deposit	08/08/22	\$961.91

CAFMA-Central Arizona Fire and Medical  
Bank Reconciliation Register

Document Number	Date	BR Status	Void?	Description	Date Cleared	Amount
-----------------	------	-----------	-------	-------------	--------------	--------

MODULE: DEPOSITS FROM ACCOUNTS RECEIVABLE

SUB TOTAL FOR BANK:	\$407,622.08
TOTAL FOR MODULE:	\$407,622.08

MODULE: JOURNAL ENTRIES FROM GENERAL LEDGER

BANK CONTROL ID: CAFMA - GENERAL FUND

Cash With Yav Cty	07/31/22	Marked	No	Fire Authority Funding - June,	08/08/22	\$474,222.50
Cash With Yav Cty	07/31/22	Marked	No	Transfer In - Credit Card Reve	08/08/22	\$165,000.00
SUB TOTAL FOR BANK:						\$639,222.50
TOTAL FOR MODULE:						\$639,222.50



CAFMA-Central Arizona Fire and Medical  
BR Adjustments Report  
For the Bank Statement ending:

Date	Document	Description	GL Account	Offset Amt	Adj. Amt
------	----------	-------------	------------	------------	----------

DOCUMENT:

ADJUSTMENT DOCUMENT " TOTAL:

TOTAL FOR ALL ADJUSTMENTS:

8/8/22  
4:11:23 PM

**CAFMA-Central Arizona Fire and Medical**  
**Income Statement**  
(Original Budget to Actual Comparison)  
For the period of 7/1/2022 Through 7/31/2022

Fund: (10) General Fund

	Account	Current Period				Year To Date			
		Actual	Budget	Variance	%	Actual	Budget	Variance	%
<u>Revenues</u>									
CVFD Funding Requirement	1031000000	\$93,159.25	\$5,575,524.00	\$(5,482,364.75)	(98.3)%	\$5,324,090.85	\$5,575,524.00	\$(251,433.15)	(4.5)%
CYFD Funding Requirement	1032000000	381,063.25	23,300,649.00	(22,919,585.75)	(98.4)	21,905,172.39	23,300,649.00	(1,395,476.61)	(6.0)
Fire Protection Contracts	1040010000	34,245.21	180,000.00	(145,754.79)	(81.0)	434,949.53	180,000.00	254,949.53	141.6
Outside Agency Work-Vehicle Maint	1043000000	140.04	40,000.00	(39,859.96)	(99.6)	25,474.82	40,000.00	(14,525.18)	(36.3)
Construction Permits	1044000000	8,969.06	51,250.00	(42,280.94)	(82.5)	158,445.52	51,250.00	107,195.52	209.2
Operational Permits	1044250000	828.00	1,700.00	(872.00)	(51.3)	13,377.80	1,700.00	11,677.80	686.9
Special Events	1044300000	0.00	2,680.00	(2,680.00)	(100.0)	4,157.00	2,680.00	1,477.00	55.1
State of AZ/Off-District Fires	1048000000	266,960.35	50,000.00	216,960.35	433.9	2,327,066.65	50,000.00	2,277,066.65	4554.1
Interest Income-General Fund	1049000000	0.00	50,000.00	(50,000.00)	(100.0)	19,005.73	50,000.00	(30,994.27)	(62.0)
Interest Income-Cap Rsv Fund	1049010000	0.00	0.00	0.00	0.0	15,143.11	0.00	15,143.11	0.0
Misc. Revenues	1051000000	15,733.27	110,900.00	(95,166.73)	(85.8)	127,644.53	110,900.00	16,744.53	15.1
Ambulance Revenue	1051100000	0.00	2,000,000.00	(2,000,000.00)	(100.0)	0.00	2,000,000.00	(2,000,000.00)	(100.0)
PAWUIC/ Defensible Space Reimbursements	1051253100	3,813.75	24,000.00	(20,186.25)	(84.1)	3,813.75	24,000.00	(20,186.25)	(84.1)
Tech Services Contracting Revenue	1051404100	57,393.43	175,497.00	(118,103.57)	(67.3)	220,752.73	175,497.00	45,255.73	25.8
Supplies for Outside Agency Work	1051414100	0.00	10,000.00	(10,000.00)	(100.0)	3,500.62	10,000.00	(6,499.38)	(65.0)
Smart & Safe Prop 207 Revenue	1053000000	0.00	410,000.00	(410,000.00)	(100.0)	204,385.49	410,000.00	(205,614.51)	(50.1)
Rebates/Refunds	1053500000	100.00	0.00	100.00	0.0	5,545.77	0.00	5,545.77	0.0
Donations	1054000000	0.00	500.00	(500.00)	(100.0)	995.00	500.00	495.00	99.0
Grants-FEMA- SAFER	1054300000	0.00	855,235.00	(855,235.00)	(100.0)	716,652.18	855,235.00	(138,582.82)	(16.2)
Grants - Miscellaneous	1054301000	0.00	0.00	0.00	0.0	43,376.08	0.00	43,376.08	0.0
Misc. Prevention	1056000000	0.00	2,100.00	(2,100.00)	(100.0)	0.00	2,100.00	(2,100.00)	(100.0)
Warehouse Purchasing Group	1057000000	9,065.40	210,000.00	(200,934.60)	(95.7)	202,814.68	210,000.00	(7,185.32)	(3.4)
61 Lease Revenue	1058550000	6,000.00	30,000.00	(24,000.00)	(80.0)	48,000.00	30,000.00	18,000.00	60.0
CARTA Classes	1059000000	0.00	15,000.00	(15,000.00)	(100.0)	5,175.00	15,000.00	(9,825.00)	(65.5)
CPR/EMS classes	1059050000	0.00	26,000.00	(26,000.00)	(100.0)	4,670.00	26,000.00	(21,330.00)	(82.0)
Net Revenues		\$877,471.01	\$33,121,035.00	\$(32,243,563.99)	(97.4)%	\$31,814,209.23	\$33,121,035.00	\$(1,306,825.77)	(3.9)%
<u>Personnel Expenses</u>									
Salaries/Admin	1061001000	\$73,121.30	\$1,048,452.00	\$975,330.70	93.0%	\$1,047,198.37	\$1,048,452.00	\$1,253.63	0.1%
Salaries/Prevention	1061002000	29,477.25	397,193.00	367,715.75	92.6	392,553.81	397,193.00	4,639.19	1.2
Salaries/Operations	1061003000	687,544.76	9,586,425.00	8,898,880.24	92.8	9,261,339.97	9,586,425.00	325,085.03	3.4
Salaries/Training	1061003500	17,954.96	256,633.00	238,678.04	93.0	245,203.16	256,633.00	11,429.84	4.5
Salaries/Communications	1061004100	32,976.00	443,843.00	410,867.00	92.6	447,484.00	443,843.00	(3,641.00)	(0.8)
Salaries/Facilities Maintenance	1061004300	10,592.00	139,977.00	129,385.00	92.4	141,833.60	139,977.00	(1,856.60)	(1.3)
Salaries/Fleet Maint	1061004800	28,889.60	391,395.00	362,505.40	92.6	419,358.33	391,395.00	(27,963.33)	(7.1)
Salaries/Warehouse	1061004900	12,746.40	175,153.00	162,406.60	92.7	166,555.10	175,153.00	8,597.90	4.9

8/8/22  
4:11:23 PM

**CAFMA-Central Arizona Fire and Medical**  
**Income Statement**  
(Original Budget to Actual Comparison)  
For the period of 7/1/2022 Through 7/31/2022

Fund: (10) General Fund

	Account	Actual	Current Period			Actual	Year To Date		
			Budget	Variance	%		Budget	Variance	%
Salaries - Ambulance	10610050000	0.00	761,494.00	761,494.00	100.0	0.00	761,494.00	761,494.00	100.0
CEO/ Fire Chief	10610110000	13,569.28	182,039.00	168,469.72	92.5	183,701.63	182,039.00	(1,662.63)	(0.9)
Special Detail/Fire Pals	10610320400	0.00	12,600.00	12,600.00	100.0	6,281.25	12,600.00	6,318.75	50.1
Special Detail/ Babysitting Classes	10610320402	0.00	250.00	250.00	100.0	0.00	250.00	250.00	100.0
Special Detail/Prev/Spec Ev Assign Pay	10610320403	0.00	4,500.00	4,500.00	100.0	0.00	4,500.00	4,500.00	100.0
Special Detail / OPS	10610330000	0.00	0.00	0.00	0.0	100.00	0.00	(100.00)	0.0
Spec Det/Ops CPR Prgrm Int/Ext	10610330425	820.00	5,000.00	4,180.00	83.6	2,682.50	5,000.00	2,317.50	46.4
Telestaff Maintenance	10610330426	0.00	2,000.00	2,000.00	100.0	0.00	2,000.00	2,000.00	100.0
Spec Det/Ops Employee Hlth Immuniz Prgrm	10610330431	0.00	1,400.00	1,400.00	100.0	0.00	1,400.00	1,400.00	100.0
Spec Det/Ops Cisd Program Shift Peers	10610330435	0.00	500.00	500.00	100.0	0.00	500.00	500.00	100.0
Spec Det/Ops/Tower Work	10610330439	0.00	6,500.00	6,500.00	100.0	680.00	6,500.00	5,820.00	89.5
Spec Det/Ops Haz Mat Program	10610330440	0.00	625.00	625.00	100.0	325.00	625.00	300.00	48.0
Spec Det/Ops Hose Program	10610330441	0.00	500.00	500.00	100.0	0.00	500.00	500.00	100.0
Spec Det/Ops SCBA Program	10610330442	0.00	6,500.00	6,500.00	100.0	0.00	6,500.00	6,500.00	100.0
Spec Det/Ops Recruit Academy	10610330447	0.00	8,700.00	8,700.00	100.0	8,231.25	8,700.00	468.75	5.4
Spec Det/Ops Promo Testing	10610330449	0.00	8,250.00	8,250.00	100.0	6,462.50	8,250.00	1,787.50	21.7
Spec Det/ Ops Misc.	10610330452	840.00	8,000.00	7,160.00	89.5	14,115.00	8,000.00	(6,115.00)	(76.4)
Spec Duty Training	10610335476	0.00	2,600.00	2,600.00	100.0	0.00	2,600.00	2,600.00	100.0
Spec Det/Trng Instr CARTA	10610335479	0.00	5,000.00	5,000.00	100.0	8,756.25	5,000.00	(3,756.25)	(75.1)
Spec Det/ In House EMS Training	10610335482	0.00	25,000.00	25,000.00	100.0	5,675.00	25,000.00	19,325.00	77.3
Spec Det/Tower Rescue/Instructor	10610335483	0.00	1,000.00	1,000.00	100.0	0.00	1,000.00	1,000.00	100.0
Spec Det/ Warehouse	10610349451	0.00	5,000.00	5,000.00	100.0	0.00	5,000.00	5,000.00	100.0
Special Detail - Ambulance	10610350000	0.00	2,000.00	2,000.00	100.0	0.00	2,000.00	2,000.00	100.0
Acting Pay - Administration	10610410000	81.50	0.00	(81.50)	0.0	413.50	0.00	(413.50)	0.0
Acting Pay - Prevention	10610420000	20.00	500.00	480.00	96.0	631.00	500.00	(131.00)	(26.2)
Acting Pay - Ops	10610430000	4,549.00	52,560.00	48,011.00	91.3	54,608.50	52,560.00	(2,048.50)	(3.9)
Acting Pay - Tech Services	10610441000	0.00	0.00	0.00	0.0	40.00	0.00	(40.00)	0.0
Acting Pay - Fleet Maintenance	10610448000	0.00	400.00	400.00	100.0	300.00	400.00	100.00	25.0
Supervisory Assignment - Ambulance	10610450000	0.00	1,000.00	1,000.00	100.0	0.00	1,000.00	1,000.00	100.0
Vacation/ Sick Leave Buy Back	10610530000	0.00	300,000.00	300,000.00	100.0	19,260.84	300,000.00	280,739.16	93.6
O.T. Salaries/Admin	10611010000	18.84	9,000.00	8,981.16	99.8	6,112.31	9,000.00	2,887.69	32.1
O.T. Salaries/ Prevention	10611020000	483.98	15,000.00	14,516.02	96.8	4,983.96	15,000.00	10,016.04	66.8
Recall O.T./Operations	10611030000	14,560.27	45,000.00	30,439.73	67.6	45,462.65	45,000.00	(462.65)	(1.0)
SWAT Response / Coverage	10611030250	447.75	9,000.00	8,552.25	95.0	(1,140.17)	9,000.00	10,140.17	112.7
O.T. Salaries/CARTA	10611035000	531.65	2,828.00	2,296.35	81.2	2,018.37	2,828.00	809.63	28.6
O.T. Salaries/Tech Sevicees	10611041000	3,164.14	25,000.00	21,835.86	87.3	21,283.85	25,000.00	3,716.15	14.9
O.T. Salaries/Comm-Outside Agency	10611041561	0.00	0.00	0.00	0.0	(583.44)	0.00	583.44	0.0

8/8/22  
4:11:23 PM

**CAFMA-Central Arizona Fire and Medical**  
**Income Statement**  
(Original Budget to Actual Comparison)  
For the period of 7/1/2022 Through 7/31/2022

Fund: (10) General Fund

	Account	Actual	Current Period Budget	Variance	%	Actual	Year To Date Budget	Variance	%
O.T. Salaries/Facilities Maintenance	10611043000	0.00	5,000.00	5,000.00	100.0	0.00	5,000.00	5,000.00	100.0
O.T. Salaries/ Fleet Maintenance	10611048000	598.87	23,000.00	22,401.13	97.4	12,716.16	23,000.00	10,283.84	44.7
O.T. Salaries/Warehouse	10611049000	0.00	15,000.00	15,000.00	100.0	3,466.41	15,000.00	11,533.59	76.9
Overtime - Ambulance	10611050000	0.00	38,075.00	38,075.00	100.0	0.00	38,075.00	38,075.00	100.0
FLSA Pay	10611130000	46,759.19	718,607.00	671,847.81	93.5	631,571.44	718,607.00	87,035.56	12.1
Shift O.T./Operations	10611230000	165.60	479,321.00	479,155.40	100.0	14,025.98	479,321.00	465,295.02	97.1
Shift OT Sal/Ops/Rte Shft Cov(AD,SL,FMLA	10611230200	49,156.84	0.00	(49,156.84)	0.0	658,027.09	0.00	(658,027.09)	0.0
Off District Wildland Fires	10611431000	94,181.44	50,000.00	(44,181.44)	(88.4)	1,410,664.75	50,000.00	(1,360,664.75)	(2721.3)
Training Captain OT	10611535300	0.00	35,200.00	35,200.00	100.0	30,679.01	35,200.00	4,520.99	12.8
Trng Cov/Special Duty Pay	10611535304	0.00	4,950.00	4,950.00	100.0	258.78	4,950.00	4,691.22	94.8
Trng Cov/EVOC Driver Training Inst Pay	10611535307	0.00	2,500.00	2,500.00	100.0	0.00	2,500.00	2,500.00	100.0
Trng Cov/Swift Water Training Officers	10611535380	0.00	2,500.00	2,500.00	100.0	6,353.70	2,500.00	(3,853.70)	(154.1)
Trng Cov/Engine Co Training Coverage	10611835326	0.00	12,600.00	12,600.00	100.0	0.00	12,600.00	12,600.00	100.0
Trng Cov/OT Eng Co Trng Coverage	10611835330	0.00	26,500.00	26,500.00	100.0	9,974.93	26,500.00	16,525.07	62.4
Trng Cov/ OT Special Ops Training	10611835336	0.00	3,000.00	3,000.00	100.0	0.00	3,000.00	3,000.00	100.0
Trng Cov/Paramedic Upgrade Training	10611835337	0.00	10,000.00	10,000.00	100.0	0.00	10,000.00	10,000.00	100.0
Trng Cov/ OT TRT/ HAZ MAT Training	10611835338	0.00	12,000.00	12,000.00	100.0	3,742.34	12,000.00	8,257.66	68.8
ASRS Retirement/Admin	10612910000	6,685.10	94,896.00	88,210.90	93.0	104,585.31	94,896.00	(9,689.31)	(10.2)
ASRS Retirement/Prevention	10612920000	2,492.72	35,557.00	33,064.28	93.0	33,179.53	35,557.00	2,377.47	6.7
ASRS Retirement/Training	10612935000	358.97	4,874.00	4,515.03	92.6	5,115.23	4,874.00	(241.23)	(4.9)
ASRS Retirement/Tech Services	10612941000	4,895.50	57,058.00	52,162.50	91.4	65,622.29	57,058.00	(8,564.29)	(15.0)
ASRS Retirement/Facilities Maintenance	10612943000	1,368.98	17,644.00	16,275.02	92.2	18,665.94	17,644.00	(1,021.94)	(5.8)
ASRS Retirement/Fleet Maint	10612948000	2,619.07	35,987.00	33,367.93	92.7	38,372.01	35,987.00	(2,385.01)	(6.6)
ASRS Retirement/Warehouse	10612949000	1,623.97	23,142.00	21,518.03	93.0	23,733.71	23,142.00	(591.71)	(2.6)
ASRS Retirement - Ambulance	10612950000	0.00	97,673.00	97,673.00	100.0	0.00	97,673.00	97,673.00	100.0
PSPRS/Admin	10613010000	4,594.26	157,842.00	153,247.74	97.1	85,135.84	157,842.00	72,706.16	46.1
PSPRS/Prevention	10613020000	0.00	0.00	0.00	0.0	50.00	0.00	(50.00)	0.0
PSPRS Operations	10613030000	116,633.98	4,927,817.00	4,811,183.02	97.6	2,640,472.69	4,927,817.00	2,287,344.31	46.4
PSPRS/ CARTA	10613035000	3,181.47	112,235.00	109,053.53	97.2	74,691.33	112,235.00	37,543.67	33.5
PSPRS/ Fleet Maint	10613048000	1,846.71	67,791.00	65,944.29	97.3	44,615.64	67,791.00	23,175.36	34.2
PSPRS/COP Principle	10613130000	0.00	0.00	0.00	0.0	1,330,000.00	0.00	(1,330,000.00)	0.0
PSPRS/COP - Interest	10613130001	0.00	0.00	0.00	0.0	960,766.37	0.00	(960,766.37)	0.0
401A/Admin	10613210000	0.00	79,296.00	79,296.00	100.0	0.00	79,296.00	79,296.00	100.0
401A/ Prevention	10613220000	0.00	13,787.00	13,787.00	100.0	0.00	13,787.00	13,787.00	100.0
401A Retirement / Ops	10613230000	30,959.07	734,559.00	703,599.93	95.8	409,660.62	734,559.00	324,898.38	44.2
401A/ Fire Chief	10613310000	841.30	35,716.00	34,874.70	97.6	19,685.46	35,716.00	16,030.54	44.9
Worker's Comp Insurance/Admin	10615010000	0.00	44,951.00	44,951.00	100.0	0.00	44,951.00	44,951.00	100.0

8/8/22  
4:11:23 PM

**CAFMA-Central Arizona Fire and Medical**  
**Income Statement**  
(Original Budget to Actual Comparison)  
For the period of 7/1/2022 Through 7/31/2022

Fund: (10) General Fund

	Account	Current Period				Year To Date			
		Actual	Budget	Variance	%	Actual	Budget	Variance	%
Worker's Comp/Prevention	10615020000	0.00	38,270.00	38,270.00	100.0	0.00	38,270.00	38,270.00	100.0
Worker's Comp / Ops	10615030000	245,108.50	990,613.00	745,504.50	75.3	825,956.50	990,613.00	164,656.50	16.6
Worker's Comp/Training	10615035000	0.00	23,089.00	23,089.00	100.0	0.00	23,089.00	23,089.00	100.0
Worker's Comp/Comm	10615041000	0.00	41,722.00	41,722.00	100.0	0.00	41,722.00	41,722.00	100.0
Worker's Comp/Facilities	10615043000	0.00	12,902.00	12,902.00	100.0	0.00	12,902.00	12,902.00	100.0
Worker's Comp/Maint	10615048000	0.00	36,913.00	36,913.00	100.0	0.00	36,913.00	36,913.00	100.0
Worker's Comp/Warehouse	10615049000	0.00	16,922.00	16,922.00	100.0	0.00	16,922.00	16,922.00	100.0
Workers Comp Insurance - Ambulance	10615050000	0.00	67,765.00	67,765.00	100.0	0.00	67,765.00	67,765.00	100.0
Worker's Comp/Volunteers	10615110000	0.00	10.00	10.00	100.0	0.00	10.00	10.00	100.0
Worker's Comp Wages Reimbursement	10616500000	0.00	0.00	0.00	0.0	1,777.12	0.00	(1,777.12)	0.0
Unemployment Insurance/Admin	10617010000	4.67	3,211.00	3,206.33	99.9	116.21	3,211.00	3,094.79	96.4
Unemployment/Prevention	10617020000	0.00	1,284.00	1,284.00	100.0	28.27	1,284.00	1,255.73	97.8
Unemployment Insurance/Ops	10617030000	0.00	25,901.00	25,901.00	100.0	722.51	25,901.00	25,178.49	97.2
Unemployment / Training	10617035000	0.00	642.00	642.00	100.0	16.79	642.00	625.21	97.4
Unemployment/Communications	10617041000	0.00	1,070.00	1,070.00	100.0	28.01	1,070.00	1,041.99	97.4
Unemployment/Facilities	10617043000	0.00	428.00	428.00	100.0	11.21	428.00	416.79	97.4
Unemployment/Maint	10617048000	0.00	1,070.00	1,070.00	100.0	32.92	1,070.00	1,037.08	96.9
Unemployment/Warehouse	10617049000	0.00	535.00	535.00	100.0	18.66	535.00	516.34	96.5
Unemployment Insurance - Ambulance	10617050000	0.00	2,783.00	2,783.00	100.0	0.00	2,783.00	2,783.00	100.0
401A-ASRS/Admin	10618010000	3,256.47	59,631.00	56,374.53	94.5	49,798.26	59,631.00	9,832.74	16.5
401A-ASRS/Prevention	10618020000	1,210.84	16,726.00	15,515.16	92.8	15,839.73	16,726.00	886.27	5.3
401A-ASRS/Training	10618035000	182.87	175.00	(7.87)	(4.5)	2,559.06	175.00	(2,384.06)	(1362.3)
401A-ASRS/Communication	10618041000	2,348.39	29,368.00	27,019.61	92.0	30,916.12	29,368.00	(1,548.12)	(5.3)
401A-ASRS/Facilities Maint	10618043000	656.70	8,989.00	8,332.30	92.7	8,793.67	8,989.00	195.33	2.2
401A-ASRS/ Maint	10618048000	1,256.39	17,645.00	16,388.61	92.9	19,096.64	17,645.00	(1,451.64)	(8.2)
401A-ASRS/ Warehouse	10618049000	801.44	11,789.00	10,987.56	93.2	11,573.54	11,789.00	215.46	1.8
401A-ASRS - Ambulance	10618050000	0.00	49,116.00	49,116.00	100.0	0.00	49,116.00	49,116.00	100.0
Medicare / Admin	10618110000	1,239.32	17,973.00	16,733.68	93.1	18,089.33	17,973.00	(116.33)	(0.6)
Medicare Exp/Prevention	10618120000	428.34	6,236.00	5,807.66	93.1	5,676.49	6,236.00	559.51	9.0
Medicare / OPS	10618130000	12,803.85	165,760.00	152,956.15	92.3	172,314.84	165,760.00	(6,554.84)	(4.0)
Medicare Exp/CARTA	10618135000	267.51	3,762.00	3,494.49	92.9	4,070.25	3,762.00	(308.25)	(8.2)
Medicare Exp/Communications	10618141000	536.70	6,898.00	6,361.30	92.2	7,073.75	6,898.00	(175.75)	(2.5)
Medicare Exp/Facilities Maintenance	10618143000	150.40	2,102.00	1,951.60	92.8	2,015.87	2,102.00	86.13	4.1
Medicare Exp/Maint	10618148000	419.37	6,015.00	5,595.63	93.0	6,399.47	6,015.00	(384.47)	(6.4)
Medicare Exp/Warehouse	10618149000	186.17	2,757.00	2,570.83	93.2	2,697.70	2,757.00	59.30	2.2
Medicare Tax - Ambulance	10618150000	0.00	11,042.00	11,042.00	100.0	0.00	11,042.00	11,042.00	100.0
Post Employment Health Plan	10618530000	11,235.65	132,633.00	121,397.35	91.5	152,804.55	132,633.00	(20,171.55)	(15.2)

8/8/22  
4:11:23 PM

**CAFMA-Central Arizona Fire and Medical**  
**Income Statement**  
(Original Budget to Actual Comparison)  
For the period of 7/1/2022 Through 7/31/2022  
  
Fund: (10) General Fund

	Account	Current Period				Year To Date			
		Actual	Budget	Variance	%	Actual	Budget	Variance	%
Medical Insurance./Admin	10619010000	11,310.76	167,040.00	155,729.24	93.2	166,393.14	167,040.00	646.86	0.4
Medical Insurance/Prevention	10619020000	3,939.20	57,420.00	53,480.80	93.1	53,492.38	57,420.00	3,927.62	6.8
Medical Insurance/OPS	10619030000	94,722.82	1,273,680.00	1,178,957.18	92.6	1,259,009.73	1,273,680.00	14,670.27	1.2
Medical Insurance/Training	10619035000	2,322.52	41,760.00	39,437.48	94.4	31,393.49	41,760.00	10,366.51	24.8
Medical Insurance/Comm	10619041000	3,889.52	57,420.00	53,530.48	93.2	53,638.43	57,420.00	3,781.57	6.6
Medical Insurance/Facilities	10619043000	1,575.68	20,880.00	19,304.32	92.5	21,207.66	20,880.00	(327.66)	(1.6)
Medical Insurance/Maint	10619048000	3,914.36	54,810.00	50,895.64	92.9	51,427.41	54,810.00	3,382.59	6.2
Medical Insurance/Warehouse	10619049000	2,363.52	31,320.00	28,956.48	92.5	26,680.43	31,320.00	4,639.57	14.8
Health Insurance - Ambulance	10619050000	0.00	135,720.00	135,720.00	100.0	0.00	135,720.00	135,720.00	100.0
Medical Insurance Assistance/OPS	10619130000	56,979.25	610,008.00	553,028.75	90.7	763,791.52	610,008.00	(153,783.52)	(25.2)
Training and Travel - Facilities Mtc	10659043000	0.00	1,500.00	1,500.00	100.0	0.00	1,500.00	1,500.00	100.0
<b>Total Personnel Expenses</b>		<b>\$1,764,462.93</b>	<b>\$26,193,200.00</b>	<b>\$24,428,737.07</b>	<b>93.3 %</b>	<b>\$24,913,222.31</b>	<b>\$26,193,200.00</b>	<b>\$1,279,977.69</b>	<b>4.9 %</b>
<b><u>Supply Expenses</u></b>									
Office Supplies / Admin	10620010000	\$0.00	\$500.00	\$500.00	100.0%	\$138.32	\$500.00	\$361.68	72.3%
Office Supplies / Tech Services	10620041000	0.00	500.00	500.00	100.0	455.62	500.00	44.38	8.9
Office Supplies	10620049000	191.67	12,500.00	12,308.33	98.5	5,472.79	12,500.00	7,027.21	56.2
Supplies - Ambulance	10620050000	0.00	606.00	606.00	100.0	0.00	606.00	606.00	100.0
Computer Supplies & Software / Training	10620135000	0.00	17,200.00	17,200.00	100.0	12,595.50	17,200.00	4,604.50	26.8
Computer Supplies & Equipment / Communic	10620141000	6,772.64	344,065.00	337,292.36	98.0	252,258.27	344,065.00	91,806.73	26.7
In House Dupl & Prtg	10620510000	1,925.49	15,000.00	13,074.51	87.2	19,173.27	15,000.00	(4,173.27)	(27.8)
In House Dupl & Prtg/ Warehouse	10620549000	269.80	17,250.00	16,980.20	98.4	13,430.38	17,250.00	3,819.62	22.1
In House Duplicating - Ambulance	10620550000	0.00	180.00	180.00	100.0	0.00	180.00	180.00	100.0
District Fire Corps Program	10621010000	0.00	500.00	500.00	100.0	0.00	500.00	500.00	100.0
District Mapping Program	10621141000	0.00	8,700.00	8,700.00	100.0	7,096.70	8,700.00	1,603.30	18.4
Employee Health & Wellness Supplies	10621230000	0.00	157.00	157.00	100.0	0.00	157.00	157.00	100.0
Medical Supplies	10621530000	16,485.04	140,499.00	124,013.96	88.3	203,509.59	140,499.00	(63,010.59)	(44.8)
Medical Supplies-Disposable-Ambulance	10621550000	0.00	104,340.00	104,340.00	100.0	0.00	104,340.00	104,340.00	100.0
CPR Supplies & Books	10621630000	0.00	10,000.00	10,000.00	100.0	8,889.40	10,000.00	1,110.60	11.1
Medical Equipment Replacement	10621730000	82.92	22,050.00	21,967.08	99.6	24,709.01	22,050.00	(2,659.01)	(12.1)
Fuel (Diesel & Gas)	10622048000	39,652.97	359,500.00	319,847.03	89.0	358,377.32	359,500.00	1,122.68	0.3
Fuel - Ambulance	10622050000	0.00	10,341.00	10,341.00	100.0	0.00	10,341.00	10,341.00	100.0
Oil & Lubr. (Routine)	10622148000	152.65	25,000.00	24,847.35	99.4	19,231.09	25,000.00	5,768.91	23.1
Vehicle Fluid Supplies - Ambulance	10622150000	0.00	2,000.00	2,000.00	100.0	0.00	2,000.00	2,000.00	100.0
Uniforms/Admin	10623010000	0.00	3,550.00	3,550.00	100.0	904.96	3,550.00	2,645.04	74.5
Uniforms/Prevention	10623020000	0.00	3,000.00	3,000.00	100.0	658.59	3,000.00	2,341.41	78.0
Uniforms/Operations	10623030000	687.85	129,450.00	128,762.15	99.5	104,599.00	129,450.00	24,851.00	19.2

8/8/22  
4:11:23 PM

**CAFMA-Central Arizona Fire and Medical**  
**Income Statement**  
(Original Budget to Actual Comparison)  
For the period of 7/1/2022 Through 7/31/2022

Fund: (10) General Fund

	Account	Actual	Current Period			Year To Date			
			Budget	Variance	%	Actual	Budget	Variance	%
Uniforms/Operations - Honor Guard	10623030540	0.00	4,000.00	4,000.00	100.0	923.79	4,000.00	3,076.21	76.9
Uniforms - Training	10623035000	0.00	4,200.00	4,200.00	100.0	1,327.20	4,200.00	2,872.80	68.4
Uniforms/Communications	10623041000	0.00	2,500.00	2,500.00	100.0	303.87	2,500.00	2,196.13	87.8
Uniforms-Facilities Maintenance	10623043000	0.00	1,000.00	1,000.00	100.0	0.00	1,000.00	1,000.00	100.0
Uniforms-Fleet Maintenance	10623048000	0.00	2,750.00	2,750.00	100.0	30.00	2,750.00	2,720.00	98.9
Uniforms/Warehouse	10623049000	0.00	1,750.00	1,750.00	100.0	0.00	1,750.00	1,750.00	100.0
Uniforms - Ambulance	10623050000	0.00	18,000.00	18,000.00	100.0	0.00	18,000.00	18,000.00	100.0
Protective Clothing	10623130000	0.00	207,510.00	207,510.00	100.0	129,833.77	207,510.00	77,676.23	37.4
Station Boots	10623130100	0.00	18,300.00	18,300.00	100.0	19,455.55	18,300.00	(1,155.55)	(6.3)
Library Reference Materials / Admin	10624010000	0.00	2,764.00	2,764.00	100.0	0.00	2,764.00	2,764.00	100.0
Operations Supplies/Routine	10624030000	0.00	5,550.00	5,550.00	100.0	0.00	5,550.00	5,550.00	100.0
Library Reference Materials/Tr Ctr	10624035000	0.00	6,450.00	6,450.00	100.0	1,588.60	6,450.00	4,861.40	75.4
Communications Supplies / Routine	10624041000	0.00	1,000.00	1,000.00	100.0	681.93	1,000.00	318.07	31.8
Facilities Maint Supplies/Routine	10624043000	0.00	530.00	530.00	100.0	40.28	530.00	489.72	92.4
Supplies/Prevention	10624220000	0.00	2,840.00	2,840.00	100.0	3,818.50	2,840.00	(978.50)	(34.5)
Supplies / Fleet Maintenance	10624248000	361.44	13,000.00	12,638.56	97.2	10,179.44	13,000.00	2,820.56	21.7
Supplies / Warehouse	10624249000	0.00	6,000.00	6,000.00	100.0	3,257.70	6,000.00	2,742.30	45.7
Library Reference Materials/Prevention	10624320000	0.00	2,960.00	2,960.00	100.0	1,909.43	2,960.00	1,050.57	35.5
Pub Ed/School Ed/Prevention	10624520000	0.00	12,015.00	12,015.00	100.0	4,790.21	12,015.00	7,224.79	60.1
Public Education/EMS	10624530000	0.00	6,500.00	6,500.00	100.0	0.00	6,500.00	6,500.00	100.0
Supplies-Warehouse Purchasing Group	10624549000	12,548.36	200,000.00	187,451.64	93.7	191,882.67	200,000.00	8,117.33	4.1
PAWUIC Defensiblw Space Grant	10624920010	0.00	24,000.00	24,000.00	100.0	3,813.75	24,000.00	20,186.25	84.1
Vehicle Maint (Routine)	10625048000	6,223.95	164,000.00	157,776.05	96.2	133,900.14	164,000.00	30,099.86	18.4
Vehicle Maintenance - Ambulance	10625050000	0.00	6,769.00	6,769.00	100.0	0.00	6,769.00	6,769.00	100.0
Vehicle Maint (Special Prjcts)	10625148000	770.30	8,000.00	7,229.70	90.4	5,072.16	8,000.00	2,927.84	36.6
FF Equipment Maintenance	10626048000	13.36	21,500.00	21,486.64	99.9	17,817.02	21,500.00	3,682.98	17.1
SCBA Supplies & Maint	10626348000	0.00	10,000.00	10,000.00	100.0	27,557.10	10,000.00	(17,557.10)	(175.6)
SCBA Supplies & Maintenance	10626349000	0.00	24,500.00	24,500.00	100.0	0.00	24,500.00	24,500.00	100.0
Tire Replacement	10626548000	0.00	66,000.00	66,000.00	100.0	58,630.17	66,000.00	7,369.83	11.2
Tire Repair	10626648000	0.00	6,500.00	6,500.00	100.0	3,487.27	6,500.00	3,012.73	46.3
Building Maint Supplies	10627043001	4,934.23	20,500.00	15,565.77	75.9	20,543.18	20,500.00	(43.18)	(0.2)
Building Maint Supplies/Prevention	10627043002	153.10	2,500.00	2,346.90	93.9	696.33	2,500.00	1,803.67	72.1
Building Maint Supplies-Administration	10627043011	265.70	7,000.00	6,734.30	96.2	8,084.84	7,000.00	(1,084.84)	(15.5)
Building Maint Supplies/CARTA	10627043035	2,297.39	13,500.00	11,202.61	83.0	11,680.24	13,500.00	1,819.76	13.5
Building Maint Supplies/Comm Building	10627043041	48.94	4,000.00	3,951.06	98.8	3,147.56	4,000.00	852.44	21.3
Building Maint Supplies/Maint Facility	10627043048	474.85	5,000.00	4,525.15	90.5	6,009.94	5,000.00	(1,009.94)	(20.2)
Building Maint Supplies/Warehouse	10627043049	183.42	5,000.00	4,816.58	96.3	461.74	5,000.00	4,538.26	90.8



8/8/22  
4:11:23 PM

**CAFMA-Central Arizona Fire and Medical**  
**Income Statement**  
(Original Budget to Actual Comparison)  
For the period of 7/1/2022 Through 7/31/2022

Fund: (10) General Fund

	Account	Actual	Current Period			Year To Date			
			Budget	Variance	%	Actual	Budget	Variance	%
Building Maint Supplies/Sta 50	10627043050	176.76	4,000.00	3,823.24	95.6	2,004.39	4,000.00	1,995.61	49.9
Building Maint Supplies/Sta 51	10627043051	111.78	5,600.00	5,488.22	98.0	4,611.36	5,600.00	988.64	17.7
Building Maint Supplies/Sta 52	10627043052	0.00	2,000.00	2,000.00	100.0	877.99	2,000.00	1,122.01	56.1
Building Maint Supplies/Sta 53	10627043053	314.24	5,000.00	4,685.76	93.7	7,186.62	5,000.00	(2,186.62)	(43.7)
Building Maint Supplies/Sta 54	10627043054	0.00	5,000.00	5,000.00	100.0	2,267.85	5,000.00	2,732.15	54.6
Building Maint Supplies/Sta 56	10627043056	0.00	2,000.00	2,000.00	100.0	65.98	2,000.00	1,934.02	96.7
Building Maint Supplies/Sta 57	10627043057	0.00	5,000.00	5,000.00	100.0	2,595.74	5,000.00	2,404.26	48.1
Building Maint Supplies/Sta 58	10627043058	60.98	5,000.00	4,939.02	98.8	2,743.12	5,000.00	2,256.88	45.1
Building Maint Supplies/Sta 59	10627043059	146.54	5,000.00	4,853.46	97.1	2,058.72	5,000.00	2,941.28	58.8
Building Maint Supplies - Station 61	10627043061	77.43	9,000.00	8,922.57	99.1	11,510.17	9,000.00	(2,510.17)	(27.9)
Building Maint Supplies - Station 62	10627043062	0.00	5,000.00	5,000.00	100.0	1,607.03	5,000.00	3,392.97	67.9
Building Maint Supplies - Station 63	10627043063	32.15	5,000.00	4,967.85	99.4	2,418.74	5,000.00	2,581.26	51.6
Building Maint Supplies- Large Projects	10627043100	0.00	150,000.00	150,000.00	100.0	179,276.62	150,000.00	(29,276.62)	(19.5)
Furniture & Fixture Replacement	10627143000	610.72	29,200.00	28,589.28	97.9	18,102.61	29,200.00	11,097.39	38.0
Furniture & Fixtures / Warehouse	10627149000	0.00	6,000.00	6,000.00	100.0	5,029.85	6,000.00	970.15	16.2
Janitorial / All Stations	10627249000	4,616.09	33,500.00	28,883.91	86.2	37,076.80	33,500.00	(3,576.80)	(10.7)
Janitorial Supplies - Ambulance	10627250000	0.00	1,528.00	1,528.00	100.0	0.00	1,528.00	1,528.00	100.0
Station Supplies-All Stations	10627349000	168.49	15,000.00	14,831.51	98.9	13,431.30	15,000.00	1,568.70	10.5
Site / Equip Maint Supplies / Comm	10627441000	0.00	25,000.00	25,000.00	100.0	15,068.92	25,000.00	9,931.08	39.7
Radio/Pager Maintenance	10628041000	431.49	107,500.00	107,068.51	99.6	22,544.34	107,500.00	84,955.66	79.0
Supplies for Outside Agency Work	10628141000	0.00	10,000.00	10,000.00	100.0	25,362.56	10,000.00	(15,362.56)	(153.6)
Supplies for Outside Agency Work	10628148000	97.02	24,000.00	23,902.98	99.6	19,252.36	24,000.00	4,747.64	19.8
Batteries / Communications	10628841000	0.00	150.00	150.00	100.0	0.00	150.00	150.00	100.0
Batteries/ All Stations	10628849000	0.00	3,170.00	3,170.00	100.0	2,529.34	3,170.00	640.66	20.2
Firefighter Equipment Replacement	10628930000	324.32	55,600.00	55,275.68	99.4	37,757.73	55,600.00	17,842.27	32.1
Firefighting Equipment New Purchases	10629030000	0.00	80,000.00	80,000.00	100.0	78,518.65	80,000.00	1,481.35	1.9
Ambulance Equipment - Routine	10629050000	0.00	12,800.00	12,800.00	100.0	0.00	12,800.00	12,800.00	100.0
Haz-Mat Equipment	10629130000	0.00	9,000.00	9,000.00	100.0	17,033.33	9,000.00	(8,033.33)	(89.3)
Comm/Radio Technician Equipment	10629241000	0.00	6,750.00	6,750.00	100.0	4,224.12	6,750.00	2,525.88	37.4
Technical Rescue Equipment	10629330000	0.00	14,000.00	14,000.00	100.0	13,886.68	14,000.00	113.32	0.8
Drone Program	10629430000	0.00	3,500.00	3,500.00	100.0	2,759.51	3,500.00	740.49	21.2
Wildland Equipment Replacement	10629530000	0.00	10,000.00	10,000.00	100.0	6,129.77	10,000.00	3,870.23	38.7
CARTA Equipment/ Prop Supplies	10629635000	77.05	32,000.00	31,922.95	99.8	9,070.04	32,000.00	22,929.96	71.7
Exercise Equipment - Ops	10629730000	0.00	10,000.00	10,000.00	100.0	7,845.40	10,000.00	2,154.60	21.5
Small Tools/Facilities Maintenance	10630043000	0.00	11,500.00	11,500.00	100.0	10,717.20	11,500.00	782.80	6.8
Small Tools / Maintenance	10630048000	28.37	9,000.00	8,971.63	99.7	8,713.08	9,000.00	286.92	3.2
Small Tools / Warehouse	10630049000	0.00	900.00	900.00	100.0	36.43	900.00	863.57	96.0

8/8/22  
4:11:23 PM

**CAFMA-Central Arizona Fire and Medical**  
**Income Statement**  
(Original Budget to Actual Comparison)  
For the period of 7/1/2022 Through 7/31/2022

Fund: (10) General Fund

	Account	Actual	Current Period Budget	Variance	%	Actual	Year To Date Budget	Variance	%
Safety Equip & Supplies/Warehouse	10631049000	0.00	750.00	750.00	100.0	64.93	750.00	685.07	91.3
<b>Total Supply Expenses</b>		<b>\$101,769.50</b>	<b>\$2,853,724.00</b>	<b>\$2,751,954.50</b>	<b>96.4 %</b>	<b>\$2,276,803.47</b>	<b>\$2,853,724.00</b>	<b>\$576,920.53</b>	<b>20.2 %</b>
<b><u>Service Expenses</u></b>									
Audit & Accounting	10640010000	\$0.00	\$36,000.00	\$36,000.00	100.0%	\$29,376.00	\$36,000.00	\$6,624.00	18.4%
Audit & Accounting - Ambulance	10640050000	0.00	4,320.00	4,320.00	100.0	0.00	4,320.00	4,320.00	100.0
Other Prof Services/Admin	10640510000	5,005.00	44,600.00	39,595.00	88.8	31,407.35	44,600.00	13,192.65	29.6
Other Prof Services/Ops	10640530000	8,667.63	47,951.00	39,283.37	81.9	52,130.83	47,951.00	(4,179.83)	(8.7)
Other Prof Services/Comm	10640541000	1,875.00	81,500.00	79,625.00	97.7	55,153.97	81,500.00	26,346.03	32.3
Other Prof Services/Facilities	10640543000	365.00	44,450.00	44,085.00	99.2	31,447.14	44,450.00	13,002.86	29.3
Other Professional Services-Ambulance	10640550000	0.00	85,350.00	85,350.00	100.0	0.00	85,350.00	85,350.00	100.0
Legal Services - Routine	10641010000	0.00	70,000.00	70,000.00	100.0	41,403.06	70,000.00	28,596.94	40.9
Legal Services-Non Routine	10641010600	0.00	7,500.00	7,500.00	100.0	0.00	7,500.00	7,500.00	100.0
Legal Services - CON Legal & Consulting	10641010605	2,062.50	75,000.00	72,937.50	97.3	74,348.40	75,000.00	651.60	0.9
Legal Services - Ambulance	10641050000	0.00	65,000.00	65,000.00	100.0	0.00	65,000.00	65,000.00	100.0
Mental Health	10641510000	9,076.68	89,400.00	80,323.32	89.8	76,464.22	89,400.00	12,935.78	14.5
Employee Health / Exams/Ops	10641530000	0.00	604,245.00	604,245.00	100.0	57,175.76	604,245.00	547,069.24	90.5
Employee Assistance Program	10642010000	1,630.00	9,200.00	7,570.00	82.3	14,340.00	9,200.00	(5,140.00)	(55.9)
Dispatch Services/Ops	10642530000	93,780.06	1,027,979.00	934,198.94	90.9	819,301.22	1,027,979.00	208,677.78	20.3
Dispatch Services - Ambulance	10642550000	0.00	100,000.00	100,000.00	100.0	0.00	100,000.00	100,000.00	100.0
Communications/Admin	10643010000	0.00	0.00	0.00	0.0	1,956.00	0.00	(1,956.00)	0.0
Communications	10643041000	7,711.83	91,700.00	83,988.17	91.6	98,676.84	91,700.00	(6,976.84)	(7.6)
Communications - Ambulance	10643050000	0.00	8,000.00	8,000.00	100.0	0.00	8,000.00	8,000.00	100.0
Postage/Admin	10643510000	0.00	7,550.00	7,550.00	100.0	3,555.90	7,550.00	3,994.10	52.9
Shipping / Warehouse	10643549000	71.85	1,750.00	1,678.15	95.9	1,370.72	1,750.00	379.28	21.7
Postage - Ambulance	10643550000	0.00	225.00	225.00	100.0	0.00	225.00	225.00	100.0
Fire Board Expenses	10644110000	0.00	500.00	500.00	100.0	49.13	500.00	450.87	90.2
Off District Expenses	10644231000	34,890.99	20,000.00	(14,890.99)	(74.5)	198,906.56	20,000.00	(178,906.56)	(894.5)
Newspaper Advertising	10647010000	0.00	4,000.00	4,000.00	100.0	647.37	4,000.00	3,352.63	83.8
Outside Duplication & Printing / Admin	10649010000	0.00	1,750.00	1,750.00	100.0	444.85	1,750.00	1,305.15	74.6
Outside Dupl & Printing/Prevention	10649020000	0.00	1,400.00	1,400.00	100.0	380.23	1,400.00	1,019.77	72.8
Outside Dupl & Printing/Ops	10649030000	0.00	2,800.00	2,800.00	100.0	946.82	2,800.00	1,853.18	66.2
Insurance	10650010000	47,667.00	176,000.00	128,333.00	72.9	197,985.77	176,000.00	(21,985.77)	(12.5)
Insurance - Ambulance	10650050000	0.00	6,131.00	6,131.00	100.0	0.00	6,131.00	6,131.00	100.0
Cable TV	10650843000	149.93	1,575.00	1,425.07	90.5	1,934.28	1,575.00	(359.28)	(22.8)
Cable TV - Ambulance	10650850000	0.00	100.00	100.00	100.0	0.00	100.00	100.00	100.0
Electric	10651043000	15,568.33	168,500.00	152,931.67	90.8	182,821.46	168,500.00	(14,321.46)	(8.5)

8/8/22  
4:11:23 PM

**CAFMA-Central Arizona Fire and Medical**  
**Income Statement**  
(Original Budget to Actual Comparison)  
For the period of 7/1/2022 Through 7/31/2022

Fund: (10) General Fund

	Account	Actual	Current Period Budget	Variance	%	Actual	Year To Date Budget	Variance	%
Electric - Ambulance	10651050000	0.00	9,500.00	9,500.00	100.0	0.00	9,500.00	9,500.00	100.0
Sanitation Charge - Health/Medical Waste	10651230000	158.37	1,000.00	841.63	84.2	745.70	1,000.00	254.30	25.4
Sanitation	10651243000	731.73	9,260.00	8,528.27	92.1	9,131.49	9,260.00	128.51	1.4
Sanitation - Ambulance	10651250000	0.00	550.00	550.00	100.0	0.00	550.00	550.00	100.0
Natural Gas	10652043000	445.76	22,150.00	21,704.24	98.0	19,900.94	22,150.00	2,249.06	10.2
Natural Gas - Ambulance	10652050000	0.00	1,250.00	1,250.00	100.0	0.00	1,250.00	1,250.00	100.0
LPG	10653043000	0.00	32,725.00	32,725.00	100.0	32,632.95	32,725.00	92.05	0.3
LPG - Ambulance	10653050000	0.00	1,850.00	1,850.00	100.0	0.00	1,850.00	1,850.00	100.0
Pest Control	10653543000	390.00	5,000.00	4,610.00	92.2	4,770.00	5,000.00	230.00	4.6
Water/Sewer	10654043000	1,715.30	20,940.00	19,224.70	91.8	24,571.59	20,940.00	(3,631.59)	(17.3)
Water/Sewer - Ambulance	10654050000	0.00	1,200.00	1,200.00	100.0	0.00	1,200.00	1,200.00	100.0
Hydrant Maintenance	10655130000	0.00	3,000.00	3,000.00	100.0	136.25	3,000.00	2,863.75	95.5
Repair & Maint Equip/Admin	10658010000	0.00	500.00	500.00	100.0	0.00	500.00	500.00	100.0
Outside Repair Equip/ Prevention	10658020000	0.00	500.00	500.00	100.0	60.00	500.00	440.00	88.0
Outside Repair Equip/Ops	10658030000	108.08	24,305.00	24,196.92	99.6	26,858.85	24,305.00	(2,553.85)	(10.5)
Outside Repair Equip/ CARTA	10658035000	0.00	2,000.00	2,000.00	100.0	0.00	2,000.00	2,000.00	100.0
Outside Repair Equip/Fac Maint	10658043000	2.44	2,700.00	2,697.56	99.9	1,080.18	2,700.00	1,619.82	60.0
Outside Repair/Veh Maint Equip	10658048000	200.00	22,500.00	22,300.00	99.1	16,264.97	22,500.00	6,235.03	27.7
EMS Training	10658735000	0.00	3,110.00	3,110.00	100.0	199.00	3,110.00	2,911.00	93.6
CARTA Training Classes	10658835000	0.00	15,700.00	15,700.00	100.0	4,768.48	15,700.00	10,931.52	69.6
Training & Travel/Admin	10659010000	512.00	24,300.00	23,788.00	97.9	10,755.62	24,300.00	13,544.38	55.7
Training & Travel/Prevention	10659020000	1,562.00	9,800.00	8,238.00	84.1	12,417.29	9,800.00	(2,617.29)	(26.7)
Training & Travel/OPS	10659030000	686.00	47,105.00	46,419.00	98.5	46,211.75	47,105.00	893.25	1.9
Traning & Travel Conference-Honor Guard	10659030540	0.00	1,500.00	1,500.00	100.0	0.00	1,500.00	1,500.00	100.0
Training & Travel - Pipes and Drums	10659030541	0.00	2,500.00	2,500.00	100.0	0.00	2,500.00	2,500.00	100.0
Training & Travel/CARTA	10659035000	222.00	30,900.00	30,678.00	99.3	7,197.15	30,900.00	23,702.85	76.7
Training & Travel/Communications	10659041000	0.00	6,500.00	6,500.00	100.0	1,059.43	6,500.00	5,440.57	83.7
Travel & Training / Fleet Maintenance	10659048000	0.00	4,000.00	4,000.00	100.0	54.00	4,000.00	3,946.00	98.7
Travel & Training / Warehouse	10659049000	0.00	1,500.00	1,500.00	100.0	3,224.97	1,500.00	(1,724.97)	(115.0)
Training & Travel - Ambulance	10659050000	0.00	9,800.00	9,800.00	100.0	0.00	9,800.00	9,800.00	100.0
Books & Subscriptions / Training Center/	10659135035	0.00	1,050.00	1,050.00	100.0	30.55	1,050.00	1,019.45	97.1
ACLS Upgrade	10659335000	0.00	21,930.00	21,930.00	100.0	8,450.00	21,930.00	13,480.00	61.5
College - Upper and Lower Division	10659435000	885.60	0.00	(885.60)	0.0	18,372.40	0.00	(18,372.40)	0.0
Awards / Admin	10659510000	12.19	8,200.00	8,187.81	99.9	6,696.86	8,200.00	1,503.14	18.3
Awards / Ops	10659530000	1,174.40	7,375.00	6,200.60	84.1	3,393.15	7,375.00	3,981.85	54.0
College - Upper Lower Div	10659535000	0.00	20,000.00	20,000.00	100.0	0.00	20,000.00	20,000.00	100.0
Dues / Admin	10660010000	0.00	7,635.00	7,635.00	100.0	5,761.86	7,635.00	1,873.14	24.5

8/8/22  
4:11:23 PM

**CAFMA-Central Arizona Fire and Medical**  
**Income Statement**  
(Original Budget to Actual Comparison)  
For the period of 7/1/2022 Through 7/31/2022

Fund: (10) General Fund

	Account	Actual	Current Period Budget	Variance	%	Actual	Year To Date Budget	Variance	%
Dues/Prevention	10660020000	470.00	1,542.00	1,072.00	69.5	2,154.50	1,542.00	(612.50)	(39.7)
Dues/Operations	10660030000	0.00	4,400.00	4,400.00	100.0	593.00	4,400.00	3,807.00	86.5
Dues/CARTA	10660035000	0.00	1,635.00	1,635.00	100.0	1,077.50	1,635.00	557.50	34.1
Dues/Warehouse	10660049000	0.00	200.00	200.00	100.0	0.00	200.00	200.00	100.0
Dues - AZ Ambulance Association	10660050000	0.00	1,000.00	1,000.00	100.0	0.00	1,000.00	1,000.00	100.0
Misc/Admin	10661010000	2,373.03	2,500.00	126.97	5.1	(31,252.34)	2,500.00	33,752.34	1350.1
Misc/Prevention	10661020000	0.00	2,880.00	2,880.00	100.0	2,132.42	2,880.00	747.58	26.0
Misc/Operations	10661030000	0.00	0.00	0.00	0.0	334.39	0.00	(334.39)	0.0
Misc/Operations - Routine	10661030490	0.00	2,250.00	2,250.00	100.0	0.00	2,250.00	2,250.00	100.0
Misc/Operations - Fire Rehab	10661030491	0.00	2,250.00	2,250.00	100.0	303.61	2,250.00	1,946.39	86.5
Misc/Operations	10661030492	27.00	550.00	523.00	95.1	129.50	550.00	420.50	76.5
Misc/Promotional Testing	10661030494	0.00	2,000.00	2,000.00	100.0	0.00	2,000.00	2,000.00	100.0
Misc/Captain Promotional Testing	10661030496	0.00	1,200.00	1,200.00	100.0	309.10	1,200.00	890.90	74.2
Misc/Firefighter Recruitment Supplies	10661030498	0.00	200.00	200.00	100.0	0.00	200.00	200.00	100.0
Miscellaneous - Ambulance	10661050000	0.00	1,000.00	1,000.00	100.0	0.00	1,000.00	1,000.00	100.0
Contract Services / Comm & IT	10663041000	0.00	8,400.00	8,400.00	100.0	7,513.18	8,400.00	886.82	10.6
<b>Total Service Expenses</b>		<b>\$240,197.70</b>	<b>\$3,300,318.00</b>	<b>\$3,060,120.30</b>	<b>92.7 %</b>	<b>\$2,220,264.17</b>	<b>\$3,300,318.00</b>	<b>\$1,080,053.83</b>	<b>32.7 %</b>
<b><u>Capital Expenses</u></b>									
Allocation to Capital Reserve Account	10770100000	\$0.00	\$100,000.00	\$100,000.00	100.0%	\$0.00	\$100,000.00	\$100,000.00	100.0%
Capital Outlay/ Facilities	10772043000	0.00	134,500.00	134,500.00	100.0	160,968.82	134,500.00	(26,468.82)	(19.7)
Capital Outlay/Vehicles/OPS	10773030000	0.00	445,314.00	445,314.00	100.0	3,050,364.57	445,314.00	(2,605,050.57)	(585.0)
Capital Outlay/ Vehicles/ CARTA	10773035000	0.00	0.00	0.00	0.0	7,226.45	0.00	(7,226.45)	0.0
Capital Outlay/ Equip/ Prevention	10774020000	0.00	120,000.00	120,000.00	100.0	0.00	120,000.00	120,000.00	100.0
Capital Outlay/ Equip/ OPS	10774030000	0.00	177,265.00	177,265.00	100.0	78,474.79	177,265.00	98,790.21	55.7
Capital Outlay/ Equip/ Fleet Maintenance	10774048000	0.00	23,000.00	23,000.00	100.0	32,524.16	23,000.00	(9,524.16)	(41.4)
Capital Outlay-Equipment-Ambulance	10774050000	0.00	35,814.00	35,814.00	100.0	0.00	35,814.00	35,814.00	100.0
Capital Outlay - Comm/IT	10775041000	2,637.40	300,000.00	297,362.60	99.1	260,763.74	300,000.00	39,236.26	13.1
<b>Total Capital Expenses</b>		<b>\$2,637.40</b>	<b>\$1,335,893.00</b>	<b>\$1,333,255.60</b>	<b>99.8 %</b>	<b>\$3,590,322.53</b>	<b>\$1,335,893.00</b>	<b>\$(2,254,429.53)</b>	<b>(168.8)%</b>
<b>Total Expenses</b>		<b>\$2,109,067.53</b>	<b>\$33,683,135.00</b>	<b>\$31,574,067.47</b>	<b>93.7%</b>	<b>\$33,000,612.48</b>	<b>\$33,683,135.00</b>	<b>\$682,522.52</b>	<b>2.0%</b>
<b>Income (Loss) from Operations</b>		<b>\$(1,231,596.52)</b>	<b>\$(562,100.00)</b>	<b>\$(669,496.52)</b>	<b>(119.1)%</b>	<b>\$(1,186,403.25)</b>	<b>\$(562,100.00)</b>	<b>\$(624,303.25)</b>	<b>(111.1)%</b>
<b><u>Contingency</u></b>									
Funded Contingency/Admin	10780010000	\$0.00	\$(124,350.00)	\$124,350.00	100.0%	\$0.00	\$(124,350.00)	\$124,350.00	100.0%
Funded Contingency/Prevention	10780020000	0.00	(33,013.00)	33,013.00	100.0	0.00	(33,013.00)	33,013.00	100.0
Funded Contingency/OPS	10780030000	0.00	(1,141,072.00)	1,141,072.00	100.0	0.00	(1,141,072.00)	1,141,072.00	100.0

8/8/22

4:11:23 PM

**CAFMA-Central Arizona Fire and Medical**  
**Income Statement**  
 (Original Budget to Actual Comparison)  
 For the period of 7/1/2022 Through 7/31/2022

Fund: (10) General Fund

	Account	Actual	Current Period Budget	Variance	%	Actual	Year To Date Budget	Variance	%
Funded Contingency/Training	10780035000	0.00	(30,004.00)	30,004.00	100.0	0.00	(30,004.00)	30,004.00	100.0
Funded Contingency/Tech Serv	10780041000	0.00	(67,832.00)	67,832.00	100.0	0.00	(67,832.00)	67,832.00	100.0
Funded Contingency/Facilities	10780043000	0.00	(41,203.00)	41,203.00	100.0	0.00	(41,203.00)	41,203.00	100.0
Funded Contingency/Warehouse	10780049000	0.00	(30,319.00)	30,319.00	100.0	0.00	(30,319.00)	30,319.00	100.0
Contingency - Ambulance	10780050000	0.00	(76,964.00)	76,964.00	100.0	0.00	(76,964.00)	76,964.00	100.0
<b>Total Contingency</b>		<b>\$0.00</b>	<b>\$(1,544,757.00)</b>	<b>\$1,544,757.00</b>	<b>100.0 %</b>	<b>\$0.00</b>	<b>\$(1,544,757.00)</b>	<b>\$1,544,757.00</b>	<b>100.0 %</b>
<b>Net Income (Loss)</b>		<b>\$(1,231,596.52)</b>	<b>\$(2,106,857.00)</b>	<b>\$875,260.48</b>	<b>41.5%</b>	<b>\$(1,186,403.25)</b>	<b>\$(2,106,857.00)</b>	<b>\$920,453.75</b>	<b>43.7%</b>

8/8/22  
4:11:29 PM

**CAFMA-Central Arizona Fire and Medical**

Balance Sheet  
As of 7/31/2022

**Assets**

**Current Assets**

Cash with Yavapai County	\$6,906,483.18	
Capital Reserve Fund	6,026,141.00	
Accounts Receivable	259,500.26	
Misc. Receivables	826.23	
Retiree/Insurance Receivable	7,820.95	
Due from other govts	948,435.00	
Total Current Assets		\$14,149,206.62

**Total Assets**

\$14,149,206.62

**Liabilities and Net Assets**

**Current Liabilities**

Accounts Payable	\$296,610.27	
Accrued Payroll Expenses	627,550.88	
Credit Card Payable	(14,725.00)	
PSPRS Payable	650,188.33	
ASRS Payable	(2.94)	
Medical Insurance Withheld	(17,792.51)	
Dental Insurance Withheld	(1,480.00)	
Vision Insurance Withheld	(1,158.82)	
Supplemental Insurance Withheld	(2,475.91)	
Court Levy Withheld	(1,360.82)	
Deferred Revenue - Prop Tax	948,435.00	
Total Current Liabilities		\$2,483,788.48

**Total Liabilities**

\$2,483,788.48

**Net Assets**

Fund Balance	\$12,851,821.39	
Current Year Net Assets	(1,186,403.25)	
Total Net Assets		11,665,418.14
Total Liabilities and Net Assets		<u>\$14,149,206.62</u>

**CAFMA-Central Arizona Fire and Medical**  
**GL Account Ledger - Detail By Period**  
7/1/2022 through 7/31/2022

Batch	Journal	Entry #	Date	Job	Document	Description	Debits	Credits	Balance
<b>10.1100.0.0.000</b>		<b>CASH WITH YAVAPAI COUNTY</b>							<b>\$7,982,223.65</b>
1921	CD	1305721	07/06/22		756743176	Franklin Political Consulting - Cash Disbursement FRPOCO	-	5,000.00	7,977,223.65
1922	CD	1306194	07/07/22		756743177	A1 Water Bulk Delivery Svc LLC - Void Check A1WADE	140.00	-	7,977,363.65
1922	CD	1306196	07/07/22		756743178	A2Z Home Center, LLC - Void Check A2ZHOM	5.82	-	7,977,369.47
1922	CD	1306200	07/07/22		756743179	Arizona General / Ace Hardware - Void Check ACEHAR	68.10	-	7,977,437.57
1922	CD	1306214	07/07/22		756743180	American Express, Inc. - Void Check AMEEXP	32,569.68	-	8,010,007.25
1922	CD	1306434	07/07/22		756743193	APS - Void Check APS	3,660.62	-	8,013,667.87
1922	CD	1306441	07/07/22		756743194	Arizona Crisis Team (ACT) - Void Check ARC RTE	7,177.50	-	8,020,845.37
1922	CD	1306443	07/07/22		756743195	Bennett Oil - Void Check BENOIL	4,727.26	-	8,025,572.63
1922	CD	1306446	07/07/22		756743196	Best Pick Disposal, Inc - Void Check BEPIDI	467.73	-	8,026,040.36
1922	CD	1306455	07/07/22		756743197	Bound Tree Medical LLC - Void Check BOTRME	9,168.14	-	8,035,208.50
1922	CD	1306478	07/07/22		756743199	Sparklight - Void Check CABONE	150.42	-	8,035,358.92
1922	CD	1306484	07/07/22		756743200	CenturyLink - Void Check CENLIN	1,138.84	-	8,036,497.76
1922	CD	1306496	07/07/22		756743201	Chase Bank - Void Check CHASE	3,340.97	-	8,039,838.73
1922	CD	1306504	07/07/22		756743202	Chase Bank - Void Check CHASE	664,972.88	-	8,704,811.61
1922	CD	1306531	07/07/22		756743204	City of Prescott - Void Check CITPRE	93,780.06	-	8,798,591.67
1922	CD	1306533	07/07/22		756743205	Coppersmith Brockelman PLC - Void Check COPBRO	2,062.50	-	8,800,654.17
1922	CD	1306535	07/07/22		756743206	Diligent Corporation - Void Check DILCOR	2,558.74	-	8,803,212.91
1922	CD	1306537	07/07/22		756743207	FEDEX - Void Check FEDEXP	71.85	-	8,803,284.76
1922	CD	1306540	07/07/22		756743208	Galls LLC - Void Check GALLS	611.42	-	8,803,896.18
1922	CD	1306543	07/07/22		756743209	Healthcare Medical Waste Svcs - Void Check HEMEWA	158.37	-	8,804,054.55
1922	CD	1306546	07/07/22		756743210	Liberty Art Works - Void Check LIARWO	1,120.00	-	8,805,174.55
1922	CD	1306550	07/07/22		756743211	Manzanita Landscaping, Inc - Void Check MANLAN	903.99	-	8,806,078.54
1922	CD	1306553	07/07/22		756743212	Matheson Tri-Gas, Inc - Void Check MATTRI	1,176.19	-	8,807,254.73
1922	CD	1306564	07/07/22		756743213	NAPA Auto Parts - Void Check NAAUPA	1,421.51	-	8,808,676.24
1922	CD	1306583	07/07/22		756743215	NFP Property and Casualty - Void Check NFPPRO	38,184.00	-	8,846,860.24
1922	CD	1306585	07/07/22		756743216	Northern AZ Premier Termite - Void Check NOAZTE	390.00	-	8,847,250.24
1922	CD	1306587	07/07/22		756743217	Interior Logic - Void Check ONETIM	317.24	-	8,847,567.48
1922	CD	1306589	07/07/22		756743218	O'Reilly Auto Parts - Void Check ORAUPA	88.48	-	8,847,655.96
1922	CD	1306594	07/07/22		756743219	Prescott Valley Ace Hardware - Void Check PVACHA	177.09	-	8,847,833.05
1922	CD	1306617	07/07/22		756743221	Restored By Faith LLC - Void Check REBYFA	140.00	-	8,847,973.05
1922	CD	1306619	07/07/22		756743222	RWC Group - Void Check RWCINT	65.64	-	8,848,038.69
1922	CD	1306636	07/07/22		756743223	Smart Document Solutions - Void Check SMDOSO	472.84	-	8,848,511.53
1922	CD	1306642	07/07/22		756743224	Staples Contract & Commecr.Inc - Void Check STACOM	214.10	-	8,848,725.63
1922	CD	1306644	07/07/22		756743225	Unisource Energy Services - Void Check UNENSE	304.18	-	8,849,029.81
1922	CD	1306653	07/07/22		756743226	Wex Bank - Void Check WEXBAN	34,604.78	-	8,883,634.59
1922	CD	1306655	07/07/22		756743227	Yavapai Fleet Yavapai Machine - Void Check YAFLIN	271.93	-	8,883,906.52
1922	CD	1306660	07/07/22		756743228	Yavapai Mechanical Plumbing - Void Check YAMEPL	1,245.00	-	8,885,151.52
1922	CD	1306663	07/07/22		756743229	ZebraScapes LLC - Void Check ZEBRAS	175.00	-	8,885,326.52
1922	CD	1306512	07/07/22		DIR.DEP.PPE.7.2.22	Chase Bank - Void Check	-	360,011.74	8,525,314.78
1922	CD	1305723	07/11/22		756743177	A1 Water Bulk Delivery Svc LLC - Cash Disbursement A1WADE	-	140.00	8,525,174.78
1922	CD	1305725	07/11/22		756743178	A2Z Home Center, LLC - Cash Disbursement A2ZHOM	-	5.82	8,525,168.96
1922	CD	1305729	07/11/22		756743179	Arizona General / Ace Hardware - Cash Disbursement ACEHAR	-	68.10	8,525,100.86

**CAFMA-Central Arizona Fire and Medical**  
GL Account Ledger - Detail By Period  
7/1/2022 through 7/31/2022

Batch	Journal	Entry #	Date	Job	Document	Description	Debits	Credits	Balance
<b>10.1100.0.0.000</b>			<b>CASH WITH YAVAPAI COUNTY (CONTINUED)</b>						
1922	CD	1305743	07/11/22		756743180	American Express, Inc. - Cash Disbursement AMEEXP	\$-	\$32,569.68	\$8,492,531.18
1922	CD	1305963	07/11/22		756743193	APS - Cash Disbursement APS	-	3,660.62	8,488,870.56
1922	CD	1305970	07/11/22		756743194	Arizona Crisis Team (ACT) - Cash Disbursement ARCRTE	-	7,177.50	8,481,693.06
1922	CD	1305972	07/11/22		756743195	Bennett Oil - Cash Disbursement BENOIL	-	4,727.26	8,476,965.80
1922	CD	1305975	07/11/22		756743196	Best Pick Disposal, Inc - Cash Disbursement BEPIDI	-	467.73	8,476,498.07
1922	CD	1305984	07/11/22		756743197	Bound Tree Medical LLC - Cash Disbursement BOTRME	-	9,168.14	8,467,329.93
1922	CD	1306007	07/11/22		756743199	Sparklight - Cash Disbursement CABONE	-	150.42	8,467,179.51
1922	CD	1306013	07/11/22		756743200	CenturyLink - Cash Disbursement CENLIN	-	1,138.84	8,466,040.67
1922	CD	1306025	07/11/22		756743201	Chase Bank - Cash Disbursement CHASE	-	3,340.97	8,462,699.70
1922	CD	1306033	07/11/22		756743202	Chase Bank - Cash Disbursement CHASE	-	664,972.88	7,797,726.82
1922	CD	1306060	07/11/22		756743204	City of Prescott - Cash Disbursement CITPRE	-	93,780.06	7,703,946.76
1922	CD	1306062	07/11/22		756743205	Coppersmith Brockelman PLC - Cash Disbursement COPBRO	-	2,062.50	7,701,884.26
1922	CD	1306064	07/11/22		756743206	Diligent Corporation - Cash Disbursement DILCOR	-	2,558.74	7,699,325.52
1922	CD	1306066	07/11/22		756743207	FEDEX - Cash Disbursement FEDEXP	-	71.85	7,699,253.67
1922	CD	1306069	07/11/22		756743208	Galls LLC - Cash Disbursement GALLS	-	611.42	7,698,642.25
1922	CD	1306072	07/11/22		756743209	Healthcare Medical Waste Svcs - Cash Disbursement HEMEWA	-	158.37	7,698,483.88
1922	CD	1306075	07/11/22		756743210	Liberty Art Works - Cash Disbursement LIARWO	-	1,120.00	7,697,363.88
1922	CD	1306079	07/11/22		756743211	Manzanita Landscaping, Inc - Cash Disbursement MANLAN	-	903.99	7,696,459.89
1922	CD	1306082	07/11/22		756743212	Matheson Tri-Gas, Inc - Cash Disbursement MATTRI	-	1,176.19	7,695,283.70
1922	CD	1306093	07/11/22		756743213	NAPA Auto Parts - Cash Disbursement NAAUPA	-	1,421.51	7,693,862.19
1922	CD	1306112	07/11/22		756743215	NFP Property and Casualty - Cash Disbursement NFPPRO	-	38,184.00	7,655,678.19
1922	CD	1306114	07/11/22		756743216	Northern AZ Premier Termite - Cash Disbursement NOAZTE	-	390.00	7,655,288.19
1922	CD	1306116	07/11/22		756743217	Interior Logic - Cash Disbursement ONETIM	-	317.24	7,654,970.95
1922	CD	1306118	07/11/22		756743218	O'Reilly Auto Parts - Cash Disbursement ORAUPA	-	88.48	7,654,882.47
1922	CD	1306123	07/11/22		756743219	Prescott Valley Ace Hardware - Cash Disbursement PVACHA	-	177.09	7,654,705.38
1922	CD	1306146	07/11/22		756743221	Restored By Faith LLC - Cash Disbursement REBYFA	-	140.00	7,654,565.38
1922	CD	1306148	07/11/22		756743222	RWC Group - Cash Disbursement RWCINT	-	65.64	7,654,499.74
1922	CD	1306165	07/11/22		756743223	Smart Document Solutions - Cash Disbursement SMDOSO	-	472.84	7,654,026.90
1922	CD	1306171	07/11/22		756743224	Staples Contract & Commerc.Inc - Cash Disbursement STACOM	-	214.10	7,653,812.80
1922	CD	1306173	07/11/22		756743225	Unisource Energy Services - Cash Disbursement UNENSE	-	304.18	7,653,508.62
1922	CD	1306182	07/11/22		756743226	Wex Bank - Cash Disbursement WEXBAN	-	34,604.78	7,618,903.84
1922	CD	1306184	07/11/22		756743227	Yavapai Fleet Yavapai Machine - Cash Disbursement YAFLIN	-	271.93	7,618,631.91
1922	CD	1306189	07/11/22		756743228	Yavapai Mechanical Plumbing - Cash Disbursement YAMEPL	-	1,245.00	7,617,386.91
1922	CD	1306192	07/11/22		756743229	ZebraScapes LLC - Cash Disbursement ZEBRAS	-	175.00	7,617,211.91



**CAFMA-Central Arizona Fire and Medical**  
GL Account Ledger - Detail By Period  
7/1/2022 through 7/31/2022

Batch	Journal	Entry #	Date	Job	Document	Description	Debits	Credits	Balance
<b>10.1100.0.0.000</b>			<b>CASH WITH YAVAPAI COUNTY (CONTINUED)</b>						
1922	CD	1306665	07/11/22		756743230	A1 Water Bulk Delivery Svc LLC - Cash Disbursement A1WADE	\$-	\$140.00	\$7,617,071.91
1922	CD	1306667	07/11/22		756743231	A2Z Home Center, LLC - Cash Disbursement A2ZHOM	-	5.82	7,617,066.09
1922	CD	1306671	07/11/22		756743232	Arizona General / Ace Hardware - Cash Disbursement ACEHAR	-	68.10	7,616,997.99
1922	CD	1306685	07/11/22		756743233	American Express, Inc. - Cash Disbursement AMEEXP	-	32,569.68	7,584,428.31
1922	CD	1306905	07/11/22		756743246	APS - Cash Disbursement APS	-	3,660.62	7,580,767.69
1922	CD	1306912	07/11/22		756743247	Arizona Crisis Team (ACT) - Cash Disbursement ARCRTE	-	7,177.50	7,573,590.19
1922	CD	1306914	07/11/22		756743248	Bennett Oil - Cash Disbursement BENOIL	-	4,727.26	7,568,862.93
1922	CD	1306917	07/11/22		756743249	Best Pick Disposal, Inc - Cash Disbursement BEPIDI	-	467.73	7,568,395.20
1922	CD	1306926	07/11/22		756743250	Bound Tree Medical LLC - Cash Disbursement BOTRME	-	9,168.14	7,559,227.06
1922	CD	1306949	07/11/22		756743252	Sparklight - Cash Disbursement CABONE	-	150.42	7,559,076.64
1922	CD	1306955	07/11/22		756743253	CenturyLink - Cash Disbursement CENLIN	-	1,138.84	7,557,937.80
1922	CD	1306967	07/11/22		756743254	Chase Bank - Cash Disbursement CHASE	-	3,340.97	7,554,596.83
1922	CD	1306975	07/11/22		756743255	Chase Bank - Cash Disbursement CHASE	-	664,972.88	6,889,623.95
1922	CD	1307002	07/11/22		756743257	City of Prescott - Cash Disbursement CITPRE	-	93,780.06	6,795,843.89
1922	CD	1307004	07/11/22		756743258	Coppersmith Brockelman PLC - Cash Disbursement COPBRO	-	2,062.50	6,793,781.39
1922	CD	1307006	07/11/22		756743259	Diligent Corporation - Cash Disbursement DILCOR	-	2,558.74	6,791,222.65
1922	CD	1307008	07/11/22		756743260	FEDEX - Cash Disbursement FEDEXP	-	71.85	6,791,150.80
1922	CD	1307011	07/11/22		756743261	Galls LLC - Cash Disbursement GALLS	-	611.42	6,790,539.38
1922	CD	1307014	07/11/22		756743262	Healthcare Medical Waste Svcs - Cash Disbursement HEMEWA	-	158.37	6,790,381.01
1922	CD	1307017	07/11/22		756743263	Liberty Art Works - Cash Disbursement LIARWO	-	1,120.00	6,789,261.01
1922	CD	1307021	07/11/22		756743264	Manzanita Landscaping, Inc - Cash Disbursement MANLAN	-	903.99	6,788,357.02
1922	CD	1307024	07/11/22		756743265	Matheson Tri-Gas, Inc - Cash Disbursement MATTRI	-	1,176.19	6,787,180.83
1922	CD	1307035	07/11/22		756743266	NAPA Auto Parts - Cash Disbursement NAAUPA	-	1,421.51	6,785,759.32
1922	CD	1307054	07/11/22		756743268	NFP Property and Casualty - Cash Disbursement NFPPRO	-	38,184.00	6,747,575.32
1922	CD	1307056	07/11/22		756743269	Northern AZ Premier Termite - Cash Disbursement NOAZTE	-	390.00	6,747,185.32
1922	CD	1307058	07/11/22		756743270	Interior Logic - Cash Disbursement ONETIM	-	317.24	6,746,868.08
1942	CD	1322998	07/11/22		756743270	Interior Logic - Void Check ONETIM	317.24	-	6,747,185.32
1922	CD	1307060	07/11/22		756743271	O'Reilly Auto Parts - Cash Disbursement ORAUPA	-	88.48	6,747,096.84
1922	CD	1307065	07/11/22		756743272	Prescott Valley Ace Hardware - Cash Disbursement PVACHA	-	177.09	6,746,919.75
1922	CD	1307088	07/11/22		756743274	Restored By Faith LLC - Cash Disbursement REBYFA	-	140.00	6,746,779.75
1922	CD	1307090	07/11/22		756743275	RWC Group - Cash Disbursement RWCINT	-	65.64	6,746,714.11
1922	CD	1307107	07/11/22		756743276	Smart Document Solutions - Cash Disbursement SMDOSO	-	472.84	6,746,241.27
1922	CD	1307113	07/11/22		756743277	Staples Contract & Commerc.Inc - Cash Disbursement STACOM	-	214.10	6,746,027.17
1922	CD	1307115	07/11/22		756743278	Unisource Energy Services - Cash Disbursement UNENSE	-	304.18	6,745,722.99

**CAFMA-Central Arizona Fire and Medical**  
GL Account Ledger - Detail By Period  
7/1/2022 through 7/31/2022

Batch	Journal	Entry #	Date	Job	Document	Description	Debits	Credits	Balance
<b>10.1100.0.0.000</b>			<b>CASH WITH YAVAPAI COUNTY (CONTINUED)</b>						
1922	CD	1307124	07/11/22		756743279	Wex Bank - Cash Disbursement WEXBAN	\$-	\$34,604.78	\$6,711,118.21
1922	CD	1307126	07/11/22		756743280	Yavapai Fleet Yavapai Machine - Cash Disbursement YAFLIN	-	271.93	6,710,846.28
1922	CD	1307131	07/11/22		756743281	Yavapai Mechanical Plumbing - Cash Disbursement YAMEPL	-	1,245.00	6,709,601.28
1922	CD	1307134	07/11/22		756743282	ZebraScapes LLC - Cash Disbursement ZEBRAS	-	175.00	6,709,426.28
1922	CD	1306041	07/11/22		DIR.DEP.PPE.7.2.22	Chase Bank - PR - DIRECT DEPOSIT PPE 07/02/2022	360,011.74	-	7,069,438.02
1922	CD	1306983	07/11/22		DIR.DEP.PPE.7.2.22	Chase Bank - PR - DIRECT DEPOSIT PPE 07/02/2022	360,011.74	-	7,429,449.76
1927	PR	1310882	07/12/22		24241	Abel, Todd D. - Payroll Bi-Weekly-Direct Deposit 7/12/2022	-	10,666.44	7,418,783.32
1927	PR	1310907	07/12/22		24242	Anglin, Jake J. - Payroll Bi-Weekly-Direct Deposit 7/12/2022	-	927.61	7,417,855.71
1927	PR	1310934	07/12/22		24243	Apolinar, Johnathan R. - Payroll Bi-Weekly-Direct Deposit 7/12/2022	-	2,141.24	7,415,714.47
1927	PR	1310961	07/12/22		24244	Aponte, Anthony M. - Payroll Bi-Weekly-Direct Deposit 7/12/2022	-	1,332.70	7,414,381.77
1927	PR	1310983	07/12/22		24245	Baker, Mark A. - Payroll Bi-Weekly-Direct Deposit 7/12/2022	-	2,271.92	7,412,109.85
1927	PR	1311006	07/12/22		24246	Barnum, Josh M. - Payroll Bi-Weekly-Direct Deposit 7/12/2022	-	2,091.05	7,410,018.80
1927	PR	1311031	07/12/22		24247	Basurto-Cancino, Leobardo - Payroll Bi-Weekly-Direct Deposit 7/12/2022	-	1,283.75	7,408,735.05
1927	PR	1311052	07/12/22		24248	Blum, Rodney A. - Payroll Bi-Weekly-Direct Deposit 7/12/2022	-	1,700.80	7,407,034.25
1927	PR	1311075	07/12/22		24249	Breyer, Samuel H. - Payroll Bi-Weekly-Direct Deposit 7/12/2022	-	1,775.89	7,405,258.36
1927	PR	1311100	07/12/22		24250	Brown Jr, Dennis F. - Payroll Bi-Weekly-Direct Deposit 7/12/2022	-	12,239.06	7,393,019.30
1927	PR	1311124	07/12/22		24251	Brunk, Jacob A. - Payroll Bi-Weekly-Direct Deposit 7/12/2022	-	1,695.46	7,391,323.84
1927	PR	1311148	07/12/22		24252	Buchanan, Ben D. - Payroll Bi-Weekly-Direct Deposit 7/12/2022	-	2,904.64	7,388,419.20
1927	PR	1311169	07/12/22		24253	Bulters, Scott D. - Payroll Bi-Weekly-Direct Deposit 7/12/2022	-	2,203.41	7,386,215.79
1927	PR	1311192	07/12/22		24254	Buntin, Darrell R. - Payroll Bi-Weekly-Direct Deposit 7/12/2022	-	1,937.16	7,384,278.63
1927	PR	1311217	07/12/22		24255	Burch, Brian J. - Payroll Bi-Weekly-Direct Deposit 7/12/2022	-	2,542.82	7,381,735.81
1927	PR	1311241	07/12/22		24256	Burch, Bryten J. - Payroll Bi-Weekly-Direct Deposit 7/12/2022	-	1,231.60	7,380,504.21
1927	PR	1311268	07/12/22		24257	Burch, Caden C. - Payroll Bi-Weekly-Direct Deposit 7/12/2022	-	1,607.08	7,378,897.13
1927	PR	1311289	07/12/22		24258	Bushman, James V. - Payroll Bi-Weekly-Direct Deposit 7/12/2022	-	2,159.50	7,376,737.63
1927	PR	1311313	07/12/22		24259	Butler, Jason - Payroll Bi-Weekly-Direct Deposit 7/12/2022	-	2,086.23	7,374,651.40
1927	PR	1311342	07/12/22		24260	Butterfield, Jesse D. - Payroll Bi-Weekly-Direct Deposit 7/12/2022	-	1,232.05	7,373,419.35

**CAFMA-Central Arizona Fire and Medical**  
GL Account Ledger - Detail By Period  
7/1/2022 through 7/31/2022

Batch	Journal	Entry #	Date	Job	Document	Description	Debits	Credits	Balance
<b>10.1100.0.0.000</b>			<b>CASH WITH YAVAPAI COUNTY (CONTINUED)</b>						
1927	PR	1311364	07/12/22		24261	Carothers, Robert C. - Payroll Bi-Weekly-Direct Deposit 7/12/2022	\$-	\$4,880.27	\$7,368,539.08
1927	PR	1311390	07/12/22		24262	Cazaly, Marshall - Payroll Bi-Weekly-Direct Deposit 7/12/2022	-	1,446.09	7,367,092.99
1927	PR	1311409	07/12/22		24263	Chase, Rick D. - Payroll Bi-Weekly-Direct Deposit 7/12/2022	-	3,768.55	7,363,324.44
1927	PR	1311431	07/12/22		24264	Clark, Shelly - Payroll Bi-Weekly-Direct Deposit 7/12/2022	-	1,102.74	7,362,221.70
1927	PR	1311459	07/12/22		24265	Collins, Seth M. - Payroll Bi-Weekly-Direct Deposit 7/12/2022	-	1,487.97	7,360,733.73
1927	PR	1311483	07/12/22		24266	Copenhaver, Douglas J. - Payroll Bi-Weekly-Direct Deposit 7/12/2022	-	1,789.58	7,358,944.15
1927	PR	1311504	07/12/22		24267	Cox, Phillip C. - Payroll Bi-Weekly-Direct Deposit 7/12/2022	-	2,256.54	7,356,687.61
1927	PR	1311528	07/12/22		24268	Croft, Adam J. - Payroll Bi-Weekly-Direct Deposit 7/12/2022	-	1,573.82	7,355,113.79
1927	PR	1311550	07/12/22		24269	Crossman, Eric L. - Payroll Bi-Weekly-Direct Deposit 7/12/2022	-	2,131.22	7,352,982.57
1927	PR	1311573	07/12/22		24270	Cruz, Steven R. - Payroll Bi-Weekly-Direct Deposit 7/12/2022	-	1,776.50	7,351,206.07
1927	PR	1311594	07/12/22		24271	Cunningham, Cody A. - Payroll Bi-Weekly-Direct Deposit 7/12/2022	-	1,764.65	7,349,441.42
1927	PR	1311617	07/12/22		24272	Curry, Robert C. - Payroll Bi-Weekly-Direct Deposit 7/12/2022	-	2,306.73	7,347,134.69
1927	PR	1311642	07/12/22		24273	Davidson, Glenn T. - Payroll Bi-Weekly-Direct Deposit 7/12/2022	-	3,226.14	7,343,908.55
1927	PR	1311666	07/12/22		24274	Davis, Bradley M. - Payroll Bi-Weekly-Direct Deposit 7/12/2022	-	4,651.79	7,339,256.76
1927	PR	1311690	07/12/22		24275	Deering, Andrew L. - Payroll Bi-Weekly-Direct Deposit 7/12/2022	-	864.78	7,338,391.98
1927	PR	1311716	07/12/22		24276	DiVall, Nelson - Payroll Bi-Weekly-Direct Deposit 7/12/2022	-	1,328.00	7,337,063.98
1927	PR	1311740	07/12/22		24277	Dibble, Gordon L. - Payroll Bi-Weekly-Direct Deposit 7/12/2022	-	1,696.38	7,335,367.60
1927	PR	1311764	07/12/22		24278	Dixon, Susanne M. - Payroll Bi-Weekly-Direct Deposit 7/12/2022	-	2,290.15	7,333,077.45
1927	PR	1311788	07/12/22		24279	Douglas, Ren W. - Payroll Bi-Weekly-Direct Deposit 7/12/2022	-	2,202.39	7,330,875.06
1927	PR	1311810	07/12/22		24280	Dowdy, Charles E. - Payroll Bi-Weekly-Direct Deposit 7/12/2022	-	2,279.61	7,328,595.45
1927	PR	1311835	07/12/22		24281	DuCharme, Zachary J. - Payroll Bi-Weekly-Direct Deposit 7/12/2022	-	1,926.56	7,326,668.89
1927	PR	1311858	07/12/22		24282	Duplessis, Robert A. - Payroll Bi-Weekly-Direct Deposit 7/12/2022	-	2,582.89	7,324,086.00
1927	PR	1311883	07/12/22		24283	Eckle, Kellan J. - Payroll Bi-Weekly-Direct Deposit 7/12/2022	-	1,690.16	7,322,395.84
1927	PR	1311905	07/12/22		24284	Edwards, David S. - Payroll Bi-Weekly-Direct Deposit 7/12/2022	-	2,473.34	7,319,922.50
1927	PR	1311926	07/12/22		24285	Engel, Nicole - Payroll Bi-Weekly-Direct Deposit 7/12/2022	-	937.78	7,318,984.72

**CAFMA-Central Arizona Fire and Medical**  
**GL Account Ledger - Detail By Period**  
7/1/2022 through 7/31/2022

Batch	Journal	Entry #	Date	Job	Document	Description	Debits	Credits	Balance
<b>10.1100.0.0.000</b>			<b>CASH WITH YAVAPAI COUNTY (CONTINUED)</b>						
1927	PR	1311946	07/12/22		24286	Feddema, John J. - Payroll Bi-Weekly-Direct Deposit 7/12/2022	\$-	\$3,403.07	\$7,315,581.65
1927	PR	1311973	07/12/22		24287	Ferris, Ryan M. - Payroll Bi-Weekly-Direct Deposit 7/12/2022	-	1,834.20	7,313,747.45
1927	PR	1311997	07/12/22		24288	Fields, Brody J. - Payroll Bi-Weekly-Direct Deposit 7/12/2022	-	3,779.15	7,309,968.30
1927	PR	1312019	07/12/22		24289	Fields, Zachary E. - Payroll Bi-Weekly-Direct Deposit 7/12/2022	-	2,410.85	7,307,557.45
1927	PR	1312048	07/12/22		24290	Fournier, Nick T. - Payroll Bi-Weekly-Direct Deposit 7/12/2022	-	2,915.09	7,304,642.36
1927	PR	1312069	07/12/22		24291	Frawley, Teresa A. - Payroll Bi-Weekly-Direct Deposit 7/12/2022	-	1,090.80	7,303,551.56
1927	PR	1312091	07/12/22		24292	Frazier, Antonio - Payroll Bi-Weekly-Direct Deposit 7/12/2022	-	2,856.67	7,300,694.89
1927	PR	1312112	07/12/22		24293	Freeman, Michael - Payroll Bi-Weekly-Direct Deposit 7/12/2022	-	1,518.12	7,299,176.77
1927	PR	1312135	07/12/22		24294	Freitag, Scott A. - Payroll Bi-Weekly-Direct Deposit 7/12/2022	-	4,111.57	7,295,065.20
1927	PR	1312158	07/12/22		24295	Gallman, Timothy B. - Payroll Bi-Weekly-Direct Deposit 7/12/2022	-	1,298.77	7,293,766.43
1927	PR	1312179	07/12/22		24296	Gardea Chaparro, Ivonne - Payroll Bi-Weekly-Direct Deposit 7/12/2022	-	1,018.95	7,292,747.48
1927	PR	1312202	07/12/22		24297	Gentle, Isabel - Payroll Bi-Weekly-Direct Deposit 7/12/2022	-	1,064.43	7,291,683.05
1927	PR	1312227	07/12/22		24298	Gentle, Joshua A. - Payroll Bi-Weekly-Direct Deposit 7/12/2022	-	1,069.89	7,290,613.16
1927	PR	1312252	07/12/22		24299	Gillihan, Jim W. - Payroll Bi-Weekly-Direct Deposit 7/12/2022	-	1,592.25	7,289,020.91
1927	PR	1312276	07/12/22		24300	Ginn, James E. - Payroll Bi-Weekly-Direct Deposit 7/12/2022	-	1,942.79	7,287,078.12
1927	PR	1312299	07/12/22		24301	Goodman, Laurie K. - Payroll Bi-Weekly-Direct Deposit 7/12/2022	-	1,111.76	7,285,966.36
1927	PR	1312328	07/12/22		24302	Gray, JT A. - Payroll Bi-Weekly-Direct Deposit 7/12/2022	-	1,483.85	7,284,482.51
1927	PR	1312357	07/12/22		24303	Guzzo, Nicholas R. - Payroll Bi-Weekly-Direct Deposit 7/12/2022	-	1,383.57	7,283,098.94
1927	PR	1312384	07/12/22		24304	Hall, Jace R. - Payroll Bi-Weekly-Direct Deposit 7/12/2022	-	1,516.62	7,281,582.32
1927	PR	1312408	07/12/22		24305	Harper, Leslie R. - Payroll Bi-Weekly-Direct Deposit 7/12/2022	-	2,594.31	7,278,988.01
1927	PR	1312430	07/12/22		24306	Hlavacek, Evan - Payroll Bi-Weekly-Direct Deposit 7/12/2022	-	2,223.13	7,276,764.88
1927	PR	1312451	07/12/22		24307	Horstman, Stephen W. - Payroll Bi-Weekly-Direct Deposit 7/12/2022	-	2,151.98	7,274,612.90
1927	PR	1312473	07/12/22		24308	Huddleston, Michael B. - Payroll Bi-Weekly-Direct Deposit 7/12/2022	-	2,478.06	7,272,134.84
1927	PR	1312502	07/12/22		24309	Hutchison, Ethan K. - Payroll Bi-Weekly-Direct Deposit 7/12/2022	-	1,538.72	7,270,596.12
1927	PR	1312519	07/12/22		24310	Ingrao, Jory - Payroll Bi-Weekly-Direct Deposit 7/12/2022	-	2,142.43	7,268,453.69

**CAFMA-Central Arizona Fire and Medical**  
GL Account Ledger - Detail By Period  
7/1/2022 through 7/31/2022

Batch	Journal	Entry #	Date	Job	Document	Description	Debits	Credits	Balance
<b>10.1100.0.0.000</b>			<b>CASH WITH YAVAPAI COUNTY (CONTINUED)</b>						
1927	PR	1312546	07/12/22		24311	Jacobson, Terrence L. - Payroll Bi-Weekly-Direct Deposit 7/12/2022	\$-	\$2,069.46	\$7,266,384.23
1927	PR	1312569	07/12/22		24312	Jimenez, Valentin - Payroll Bi-Weekly-Direct Deposit 7/12/2022	-	1,288.34	7,265,095.89
1927	PR	1312595	07/12/22		24313	Jones, Shaun D. - Payroll Bi-Weekly-Direct Deposit 7/12/2022	-	1,984.56	7,263,111.33
1927	PR	1312620	07/12/22		24314	King, Jeremiah D. - Payroll Bi-Weekly-Direct Deposit 7/12/2022	-	2,491.95	7,260,619.38
1927	PR	1312640	07/12/22		24315	Kohler, Travis W. - Payroll Bi-Weekly-Direct Deposit 7/12/2022	-	2,028.19	7,258,591.19
1927	PR	1312663	07/12/22		24316	Kontz, Andrew M. - Payroll Bi-Weekly-Direct Deposit 7/12/2022	-	1,220.15	7,257,371.04
1927	PR	1312689	07/12/22		24317	Kontz, Michael V. - Payroll Bi-Weekly-Direct Deposit 7/12/2022	-	2,114.72	7,255,256.32
1927	PR	1312709	07/12/22		24318	Krizo, Denise M. - Payroll Bi-Weekly-Direct Deposit 7/12/2022	-	1,022.48	7,254,233.84
1927	PR	1312735	07/12/22		24319	Kumpula, Adrian K. - Payroll Bi-Weekly-Direct Deposit 7/12/2022	-	1,344.70	7,252,889.14
1927	PR	1312757	07/12/22		24320	Kuykendall, Jeffery W. - Payroll Bi-Weekly-Direct Deposit 7/12/2022	-	2,731.59	7,250,157.55
1927	PR	1312781	07/12/22		24321	Legge, David B. - Payroll Bi-Weekly-Direct Deposit 7/12/2022	-	3,991.78	7,246,165.77
1927	PR	1312806	07/12/22		24322	Litchfield, Ronald K. - Payroll Bi-Weekly-Direct Deposit 7/12/2022	-	2,031.21	7,244,134.56
1927	PR	1312827	07/12/22		24323	Lopeman, Keith A. - Payroll Bi-Weekly-Direct Deposit 7/12/2022	-	2,191.47	7,241,943.09
1927	PR	1312851	07/12/22		24324	Lovell, Sharon J. - Payroll Bi-Weekly-Direct Deposit 7/12/2022	-	966.81	7,240,976.28
1927	PR	1312880	07/12/22		24325	Lund, Kyle L. - Payroll Bi-Weekly-Direct Deposit 7/12/2022	-	1,734.83	7,239,241.45
1927	PR	1312905	07/12/22		24326	Lynch, Peter J. - Payroll Bi-Weekly-Direct Deposit 7/12/2022	-	1,614.55	7,237,626.90
1927	PR	1312930	07/12/22		24327	Lys, Damian P. - Payroll Bi-Weekly-Direct Deposit 7/12/2022	-	3,366.01	7,234,260.89
1927	PR	1312951	07/12/22		24328	Madden, James P. - Payroll Bi-Weekly-Direct Deposit 7/12/2022	-	1,294.76	7,232,966.13
1927	PR	1312971	07/12/22		24329	Mauldin, Karen S. - Payroll Bi-Weekly-Direct Deposit 7/12/2022	-	2,018.94	7,230,947.19
1927	PR	1312995	07/12/22		24330	Mauldin, Mark E. - Payroll Bi-Weekly-Direct Deposit 7/12/2022	-	2,904.57	7,228,042.62
1927	PR	1313014	07/12/22		24331	Mayhall, Mathew T. - Payroll Bi-Weekly-Direct Deposit 7/12/2022	-	3,760.74	7,224,281.88
1927	PR	1313033	07/12/22		24332	Mazon, Joshua M. - Payroll Bi-Weekly-Direct Deposit 7/12/2022	-	2,422.73	7,221,859.15
1927	PR	1313057	07/12/22		24333	Mazzella, Marc A. - Payroll Bi-Weekly-Direct Deposit 7/12/2022	-	1,741.23	7,220,117.92
1927	PR	1313083	07/12/22		24334	McCarthy, Nicholas A. - Payroll Bi-Weekly-Direct Deposit 7/12/2022	-	1,707.69	7,218,410.23
1927	PR	1313107	07/12/22		24335	McCarty, Daniel L. - Payroll Bi-Weekly-Direct Deposit 7/12/2022	-	2,130.15	7,216,280.08

**CAFMA-Central Arizona Fire and Medical**  
GL Account Ledger - Detail By Period  
7/1/2022 through 7/31/2022

Batch	Journal	Entry #	Date	Job	Document	Description	Debits	Credits	Balance
<b>10.1100.0.0.000</b>			<b>CASH WITH YAVAPAI COUNTY (CONTINUED)</b>						
1927	PR	1313132	07/12/22		24336	McFadden, Matthew C. - Payroll Bi-Weekly-Direct Deposit 7/12/2022	\$-	\$1,651.68	\$7,214,628.40
1927	PR	1313159	07/12/22		24337	McFadden, Michael J. - Payroll Bi-Weekly-Direct Deposit 7/12/2022	-	1,696.13	7,212,932.27
1927	PR	1313185	07/12/22		24338	McIntire, Jacob V. - Payroll Bi-Weekly-Direct Deposit 7/12/2022	-	1,837.44	7,211,094.83
1927	PR	1313209	07/12/22		24339	Merrill, Eric R. - Payroll Bi-Weekly-Direct Deposit 7/12/2022	-	3,256.08	7,207,838.75
1927	PR	1313232	07/12/22		24340	Mills, Brett S. - Payroll Bi-Weekly-Direct Deposit 7/12/2022	-	1,221.86	7,206,616.89
1927	PR	1313256	07/12/22		24341	Moore, Aaron J. - Payroll Bi-Weekly-Direct Deposit 7/12/2022	-	1,739.97	7,204,876.92
1927	PR	1313283	07/12/22		24342	Moore, Ryan T. - Payroll Bi-Weekly-Direct Deposit 7/12/2022	-	1,980.61	7,202,896.31
1927	PR	1313309	07/12/22		24343	Muniz, Thomas E. - Payroll Bi-Weekly-Direct Deposit 7/12/2022	-	1,555.62	7,201,340.69
1927	PR	1313333	07/12/22		24344	Murray, Paul M. - Payroll Bi-Weekly-Direct Deposit 7/12/2022	-	1,508.53	7,199,832.16
1927	PR	1313361	07/12/22		24345	Nall, William T. - Payroll Bi-Weekly-Direct Deposit 7/12/2022	-	2,108.47	7,197,723.69
1927	PR	1313388	07/12/22		24346	Nelson, Michael J. - Payroll Bi-Weekly-Direct Deposit 7/12/2022	-	2,193.70	7,195,529.99
1927	PR	1313417	07/12/22		24347	Niemynski, Doug T. - Payroll Bi-Weekly-Direct Deposit 7/12/2022	-	4,535.68	7,190,994.31
1927	PR	1313444	07/12/22		24348	Nolan, Jason K. - Payroll Bi-Weekly-Direct Deposit 7/12/2022	-	1,809.19	7,189,185.12
1927	PR	1313472	07/12/22		24349	Olson, Rick C. - Payroll Bi-Weekly-Direct Deposit 7/12/2022	-	2,801.75	7,186,383.37
1927	PR	1313496	07/12/22		24350	Overmyer, Titus C. - Payroll Bi-Weekly-Direct Deposit 7/12/2022	-	1,415.79	7,184,967.58
1927	PR	1313517	07/12/22		24351	Parra, Dustin A. - Payroll Bi-Weekly-Direct Deposit 7/12/2022	-	2,879.02	7,182,088.56
1927	PR	1313543	07/12/22		24352	Parra, Payton S. - Payroll Bi-Weekly-Direct Deposit 7/12/2022	-	1,737.25	7,180,351.31
1927	PR	1313562	07/12/22		24353	Peckham, Christopher D. - Payroll Bi-Weekly-Direct Deposit 7/12/2022	-	1,843.31	7,178,508.00
1927	PR	1313587	07/12/22		24354	Pena, Christopher D. - Payroll Bi-Weekly-Direct Deposit 7/12/2022	-	1,646.76	7,176,861.24
1927	PR	1313619	07/12/22		24355	Perez, Anthony R. - Payroll Bi-Weekly-Direct Deposit 7/12/2022	-	2,676.42	7,174,184.82
1927	PR	1313646	07/12/22		24356	Perkins, Shane M. - Payroll Bi-Weekly-Direct Deposit 7/12/2022	-	1,215.73	7,172,969.09
1927	PR	1313669	07/12/22		24357	Poliakon, Brett M. - Payroll Bi-Weekly-Direct Deposit 7/12/2022	-	1,967.90	7,171,001.19
1927	PR	1313694	07/12/22		24358	Postula, Justin M. - Payroll Bi-Weekly-Direct Deposit 7/12/2022	-	2,577.55	7,168,423.64
1927	PR	1313719	07/12/22		24359	Postula, Karl A. - Payroll Bi-Weekly-Direct Deposit 7/12/2022	-	3,434.15	7,164,989.49
1927	PR	1313740	07/12/22		24360	Prange, Ross L. - Payroll Bi-Weekly-Direct Deposit 7/12/2022	-	2,179.92	7,162,809.57

**CAFMA-Central Arizona Fire and Medical**  
GL Account Ledger - Detail By Period  
7/1/2022 through 7/31/2022

Batch	Journal	Entry #	Date	Job	Document	Description	Debits	Credits	Balance
<b>10.1100.0.0.000</b>			<b>CASH WITH YAVAPAI COUNTY (CONTINUED)</b>						
1927	PR	1313765	07/12/22		24361	Pruitt, Robert E. - Payroll Bi-Weekly-Direct Deposit 7/12/2022	\$-	\$3,867.47	\$7,158,942.10
1927	PR	1313788	07/12/22		24362	Rafters, William C. - Payroll Bi-Weekly-Direct Deposit 7/12/2022	-	1,288.20	7,157,653.90
1927	PR	1313812	07/12/22		24363	Redfern, Joshua L. - Payroll Bi-Weekly-Direct Deposit 7/12/2022	-	1,843.96	7,155,809.94
1927	PR	1313839	07/12/22		24364	Reeves, Katherine D. - Payroll Bi-Weekly-Direct Deposit 7/12/2022	-	1,087.27	7,154,722.67
1927	PR	1313864	07/12/22		24365	Rendl, Robert A. - Payroll Bi-Weekly-Direct Deposit 7/12/2022	-	3,893.31	7,150,829.36
1927	PR	1313890	07/12/22		24366	Reyes, Adam N. - Payroll Bi-Weekly-Direct Deposit 7/12/2022	-	2,085.23	7,148,744.13
1927	PR	1313908	07/12/22		24367	Roberts, Jerry R. - Payroll Bi-Weekly-Direct Deposit 7/12/2022	-	2,076.68	7,146,667.45
1927	PR	1313934	07/12/22		24368	Rocha, Edgar O. - Payroll Bi-Weekly-Direct Deposit 7/12/2022	-	1,367.83	7,145,299.62
1927	PR	1313958	07/12/22		24369	Roche, Benjamin H. - Payroll Bi-Weekly-Direct Deposit 7/12/2022	-	1,925.08	7,143,374.54
1927	PR	1313981	07/12/22		24370	Rose, Cody S. - Payroll Bi-Weekly-Direct Deposit 7/12/2022	-	3,161.36	7,140,213.18
1927	PR	1314012	07/12/22		24371	Runo, Kyle E. - Payroll Bi-Weekly-Direct Deposit 7/12/2022	-	2,048.08	7,138,165.10
1927	PR	1314033	07/12/22		24372	Russell, Tessa M. - Payroll Bi-Weekly-Direct Deposit 7/12/2022	-	1,079.06	7,137,086.04
1927	PR	1314061	07/12/22		24373	Ryan, Keith M. - Payroll Bi-Weekly-Direct Deposit 7/12/2022	-	1,343.01	7,135,743.03
1927	PR	1314083	07/12/22		24374	Scaife, Domenic J. - Payroll Bi-Weekly-Direct Deposit 7/12/2022	-	3,015.26	7,132,727.77
1927	PR	1314107	07/12/22		24375	Schiffmacher, Gerald - Payroll Bi-Weekly-Direct Deposit 7/12/2022	-	1,663.65	7,131,064.12
1927	PR	1314129	07/12/22		24376	Schuster Jr., Alan J. - Payroll Bi-Weekly-Direct Deposit 7/12/2022	-	7,821.89	7,123,242.23
1927	PR	1314150	07/12/22		24377	Seets, James W. - Payroll Bi-Weekly-Direct Deposit 7/12/2022	-	1,856.94	7,121,385.29
1927	PR	1314176	07/12/22		24378	Sheldon, Wesley K. - Payroll Bi-Weekly-Direct Deposit 7/12/2022	-	1,605.05	7,119,780.24
1927	PR	1314200	07/12/22		24379	Sims, Lacie J. - Payroll Bi-Weekly-Direct Deposit 7/12/2022	-	1,274.57	7,118,505.67
1927	PR	1314226	07/12/22		24380	Smith, Jacob A. - Payroll Bi-Weekly-Direct Deposit 7/12/2022	-	879.14	7,117,626.53
1927	PR	1314255	07/12/22		24381	Smith, Russell - Payroll Bi-Weekly-Direct Deposit 7/12/2022	-	2,250.29	7,115,376.24
1927	PR	1314277	07/12/22		24382	Smith, Travis L. - Payroll Bi-Weekly-Direct Deposit 7/12/2022	-	2,331.20	7,113,045.04
1927	PR	1314300	07/12/22		24383	Snyder, Timothy E. - Payroll Bi-Weekly-Direct Deposit 7/12/2022	-	7,083.15	7,105,961.89
1927	PR	1314323	07/12/22		24384	Stewart, Jeff - Payroll Bi-Weekly-Direct Deposit 7/12/2022	-	1,908.20	7,104,053.69
1927	PR	1314349	07/12/22		24385	Stooks, Wallace C. - Payroll Bi-Weekly-Direct Deposit 7/12/2022	-	2,680.54	7,101,373.15



**CAFMA-Central Arizona Fire and Medical**  
GL Account Ledger - Detail By Period  
7/1/2022 through 7/31/2022

Batch	Journal	Entry #	Date	Job	Document	Description	Debits	Credits	Balance
<b>10.1100.0.0.000</b>			<b>CASH WITH YAVAPAI COUNTY (CONTINUED)</b>						
1927	PR	1314377	07/12/22		24386	Stretton, Garrett M. - Payroll Bi-Weekly-Direct Deposit 7/12/2022	\$-	\$1,514.53	\$7,099,858.62
1927	PR	1314401	07/12/22		24387	Tharp, David S. - Payroll Bi-Weekly-Direct Deposit 7/12/2022	-	3,249.79	7,096,608.83
1927	PR	1314427	07/12/22		24388	Thompson, Jacob S. - Payroll Bi-Weekly-Direct Deposit 7/12/2022	-	2,297.03	7,094,311.80
1927	PR	1314455	07/12/22		24389	Tillich, Timothy A. - Payroll Bi-Weekly-Direct Deposit 7/12/2022	-	1,491.17	7,092,820.63
1927	PR	1314479	07/12/22		24390	Trask, Ryan A. - Payroll Bi-Weekly-Direct Deposit 7/12/2022	-	2,743.03	7,090,077.60
1927	PR	1314503	07/12/22		24391	Trujillo, Erik J. - Payroll Bi-Weekly-Direct Deposit 7/12/2022	-	1,943.21	7,088,134.39
1927	PR	1314528	07/12/22		24392	Turner, Kenneth R. - Payroll Bi-Weekly-Direct Deposit 7/12/2022	-	2,356.16	7,085,778.23
1927	PR	1314548	07/12/22		24393	VanTuyl, Jonah D. - Payroll Bi-Weekly-Direct Deposit 7/12/2022	-	2,722.39	7,083,055.84
1927	PR	1314572	07/12/22		24394	Vanatta, Justin B. - Payroll Bi-Weekly-Direct Deposit 7/12/2022	-	1,305.11	7,081,750.73
1927	PR	1314593	07/12/22		24395	Viscardi, Karen W. - Payroll Bi-Weekly-Direct Deposit 7/12/2022	-	1,263.16	7,080,487.57
1927	PR	1314618	07/12/22		24396	Wagner, Adam D. - Payroll Bi-Weekly-Direct Deposit 7/12/2022	-	2,039.57	7,078,448.00
1927	PR	1314643	07/12/22		24397	Wagoner, Buddy R. - Payroll Bi-Weekly-Direct Deposit 7/12/2022	-	1,311.51	7,077,136.49
1927	PR	1314664	07/12/22		24398	Welch-Cornell, Jaime D. - Payroll Bi-Weekly-Direct Deposit 7/12/2022	-	1,409.38	7,075,727.11
1927	PR	1314685	07/12/22		24399	Wittenberg, David J. - Payroll Bi-Weekly-Direct Deposit 7/12/2022	-	2,129.06	7,073,598.05
1927	PR	1314713	07/12/22		24400	Young, Kevin A. - Payroll Bi-Weekly-Direct Deposit 7/12/2022	-	1,528.34	7,072,069.71
1927	PR	1314740	07/12/22		24401	Zazueta, Robert P. - Payroll Bi-Weekly-Direct Deposit 7/12/2022	-	2,631.69	7,069,438.02
1934	CR	1314984	07/18/22		0018580811	RUNO, KYLE -	62.62	-	7,069,500.64
1934	CR	1314982	07/18/22		005862	KILLIAN LIVING TRUST -	3,640.24	-	7,073,140.88
1930	CR	1314890	07/18/22		015938	MISCELLANEOUS INCOME -	205.96	-	7,073,346.84
1936	CR	1315030	07/18/22		0510602118	DeJoria, Dana -	673.73	-	7,074,020.57
1936	CR	1315028	07/18/22		0510602119	Sims, Mike -	26.44	-	7,074,047.01
1936	CR	1315031	07/18/22		0510602120	Bliss, Scott -	1,389.50	-	7,075,436.51
1936	CR	1315032	07/18/22		0510602121	POLACEK, JEFF -	1,541.24	-	7,076,977.75
1936	CR	1315033	07/18/22		0510602122	Valadez, Armando -	474.99	-	7,077,452.74
1936	CR	1315034	07/18/22		0510602123	Tucker, Michael -	852.29	-	7,078,305.03
1936	CR	1315029	07/18/22		0510602162	RORICK, NORM -	659.94	-	7,078,964.97
1934	CR	1314979	07/18/22		1056	Rogers, James -	1,548.73	-	7,080,513.70
1929	CR	1314745	07/18/22		1101028744	ELOY FIRE DISTRICT -	763.98	-	7,081,277.68
1936	CR	1315027	07/18/22		1101028751	ELOY FIRE DISTRICT -	1,771.34	-	7,083,049.02
1937	CR	1315061	07/18/22		114	Nyhart, Pam -	910.55	-	7,083,959.57
1937	CR	1315062	07/18/22		1221	Nardozzi, Susanne -	231.42	-	7,084,190.99
1934	CR	1314981	07/18/22		1474	WILLIAMS, LEAH -	721.48	-	7,084,912.47



CAFMA-Central Arizona Fire and Medical  
GL Account Ledger - Detail By Period  
7/1/2022 through 7/31/2022

Batch	Journal	Entry #	Date	Job	Document	Description	Debits	Credits	Balance
10.1100.0.0.000			CASH WITH YAVAPAI COUNTY (CONTINUED)						
1935	CR	1315018	07/18/22		15742	Fire Prevention Permits -	\$258.00	\$-	\$7,085,170.47
1935	CR	1315015	07/18/22		15743	PLANS REVIEW -	354.80	-	7,085,525.27
1930	CR	1314886	07/18/22		15788	PLANS REVIEW -	458.00	-	7,085,983.27
1930	CR	1314887	07/18/22		15789	PLANS REVIEW -	458.00	-	7,086,441.27
1930	CR	1314888	07/18/22		15790	PLANS REVIEW -	683.00	-	7,087,124.27
1935	CR	1315017	07/18/22		15816	PLANS REVIEW -	458.00	-	7,087,582.27
1935	CR	1315016	07/18/22		15822	PLANS REVIEW -	125.00	-	7,087,707.27
1937	CR	1315058	07/18/22		180	RANDA, THOMAS & ROMNEY -	1,471.20	-	7,089,178.47
1937	CR	1315053	07/18/22		2087	Varela, Roxana -	217.15	-	7,089,395.62
1929	CR	1314747	07/18/22		210537133	AZ Dept of Forestry & Fire Mgt -	250,934.47	-	7,340,330.09
1929	CR	1314751	07/18/22		215399	Bliss, Scott -	84.66	-	7,340,414.75
1929	CR	1314752	07/18/22		215399	Bliss, Scott -	175.34	-	7,340,590.09
1929	CR	1314753	07/18/22		215399	CAMACHO, ALBERT -	84.66	-	7,340,674.75
1929	CR	1314754	07/18/22		215399	CAMACHO, ALBERT -	175.34	-	7,340,850.09
1929	CR	1314755	07/18/22		215399	COLE, BRIAN -	84.66	-	7,340,934.75
1929	CR	1314756	07/18/22		215399	COOK, CHARLES -	84.66	-	7,341,019.41
1929	CR	1314757	07/18/22		215399	CORDES, GARY -	84.66	-	7,341,104.07
1929	CR	1314758	07/18/22		215399	CORDES, GARY -	175.34	-	7,341,279.41
1929	CR	1314759	07/18/22		215399	CURTIS, DAVID -	41.82	-	7,341,321.23
1929	CR	1314760	07/18/22		215399	DALE, JACK -	84.66	-	7,341,405.89
1929	CR	1314761	07/18/22		215399	DIBBLE, STEVE -	84.66	-	7,341,490.55
1929	CR	1314762	07/18/22		215399	HARRIS, ALLEN -	84.66	-	7,341,575.21
1929	CR	1314763	07/18/22		215399	INGRAO, JACK -	84.66	-	7,341,659.87
1929	CR	1314764	07/18/22		215399	KELLEY, JOE -	41.82	-	7,341,701.69
1929	CR	1314765	07/18/22		215399	LOPEZ, RODNEY -	84.66	-	7,341,786.35
1929	CR	1314766	07/18/22		215399	MCCONNELL, DAVE -	109.14	-	7,341,895.49
1929	CR	1314767	07/18/22		215399	MOORE, SCOTT -	84.66	-	7,341,980.15
1929	CR	1314768	07/18/22		215399	NESS, DANIEL -	41.82	-	7,342,021.97
1929	CR	1314769	07/18/22		215399	NESS, DANIEL -	108.18	-	7,342,130.15
1929	CR	1314770	07/18/22		215399	PARRISH, MICHAEL -	41.82	-	7,342,171.97
1929	CR	1314771	07/18/22		215399	POLACEK, JEFF -	109.14	-	7,342,281.11
1929	CR	1314772	07/18/22		215399	POLACEK, JEFF -	150.86	-	7,342,431.97
1929	CR	1314773	07/18/22		215399	Reyes, Charlie -	84.66	-	7,342,516.63
1929	CR	1314774	07/18/22		215399	ROBISON, MICHAEL J. -	84.66	-	7,342,601.29
1929	CR	1314775	07/18/22		215399	RORICK, NORM -	260.00	-	7,342,861.29
1929	CR	1314776	07/18/22		215399	Sims, Mike -	109.14	-	7,342,970.43
1929	CR	1314777	07/18/22		215399	Tarver, Shawn -	84.66	-	7,343,055.09
1929	CR	1314778	07/18/22		215399	Tucker, Michael -	70.38	-	7,343,125.47
1929	CR	1314779	07/18/22		215399	Tucker, Michael -	189.62	-	7,343,315.09
1929	CR	1314780	07/18/22		215399	Valadez, Armando -	70.38	-	7,343,385.47
1929	CR	1314781	07/18/22		215399	Valadez, Armando -	189.62	-	7,343,575.09
1929	CR	1314782	07/18/22		215399	VANATTA, DAVIN -	41.82	-	7,343,616.91
1929	CR	1314783	07/18/22		215399	VANATTA, DAVIN -	108.18	-	7,343,725.09
1929	CR	1314784	07/18/22		215399	WILHARM, BRIAN -	84.66	-	7,343,809.75
1929	CR	1314750	07/18/22		215412	Mills, Brett -	260.00	-	7,344,069.75

CAFMA-Central Arizona Fire and Medical  
GL Account Ledger - Detail By Period  
7/1/2022 through 7/31/2022

Batch	Journal	Entry #	Date	Job	Document	Description	Debits	Credits	Balance
10.1100.0.0.000			CASH WITH YAVAPAI COUNTY (CONTINUED)						
1937	CR	1315059	07/18/22		2213	TAYLOR, JENNIFER & DEREK -	\$408.27	\$-	\$7,344,478.02
1937	CR	1315060	07/18/22		2214	TAYLOR, JENNIFER & DEREK -	324.28	-	7,344,802.30
1934	CR	1314976	07/18/22		2300	Powell, Jeannine -	168.95	-	7,344,971.25
1937	CR	1315056	07/18/22		2381	MILLAN, JAIME & VERONICA -	193.03	-	7,345,164.28
1934	CR	1314978	07/18/22		2461	POLLAN, SUSAN -	352.90	-	7,345,517.18
1929	CR	1314748	07/18/22		2879836766	HERMAN, ROBBIE & R.PHILLABAUM -	332.85	-	7,345,850.03
1934	CR	1314974	07/18/22		3502	OCAMPO, ROBERTO -	310.53	-	7,346,160.56
1934	CR	1314977	07/18/22		394	PARINS, BRADLEY -	608.13	-	7,346,768.69
1929	CR	1314746	07/18/22		40424821	Yavapai Community Health Svcs -	432.00	-	7,347,200.69
1934	CR	1314986	07/18/22		40425023	YAVAPAI CO SHERIFF'S OFFICE -	4,393.43	-	7,351,594.12
1934	CR	1314985	07/18/22		4348	PRESCOTT AREA WILDLAND URBAN I -	3,813.75	-	7,355,407.87
1937	CR	1315054	07/18/22		461	Hayden, Karen -	1,300.30	-	7,356,708.17
1937	CR	1315057	07/18/22		4847	POLACEK, JEFF -	1,770.74	-	7,358,478.91
1937	CR	1315055	07/18/22		5158	PULLMAN, NORMAN -	441.59	-	7,358,920.50
1934	CR	1314983	07/18/22		756722861	COPPER CANYON FIRE & MEDICAL -	4,391.62	-	7,363,312.12
1934	CR	1314980	07/18/22		769130241	Sciuto, Linda -	1,921.52	-	7,365,233.64
1934	CR	1314975	07/18/22		794	McGiffin, Bob -	299.13	-	7,365,532.77
1929	CR	1314744	07/18/22		8019	NESS, DANIEL -	688.63	-	7,366,221.40
1937	CR	1315063	07/18/22		8299	Hawks, Doug -	679.38	-	7,366,900.78
1929	CR	1314743	07/18/22		8682	DIBBLE, STEVE -	176.16	-	7,367,076.94
1937	CR	1315052	07/18/22		9001	OWENSBY, ZEIGH -	1,491.89	-	7,368,568.83
1937	CR	1315051	07/18/22		9002	Ross, Malcolm -	286.50	-	7,368,855.33
1929	CR	1314749	07/18/22		9034	ROUNDY, NEWELL -	827.14	-	7,369,682.47
1934	CR	1314973	07/18/22		9040	McCarty, Sue -	273.80	-	7,369,956.27
1930	CR	1314889	07/18/22		97099	MISCELLANEOUS INCOME -	100.00	-	7,370,056.27
1935	CR	1315019	07/18/22		CASH	Fire Prevention Permits -	25.00	-	7,370,081.27
1935	CR	1315020	07/18/22		CASH	Fire Prevention Permits -	133.00	-	7,370,214.27
1937	CR	1315064	07/18/22		FPA PMT FY 22-23	HOWELL, LOREN -	315.22	-	7,370,529.49
1948	CR	1323521	07/21/22		1101028759	ELOY FIRE DISTRICT -	114.51	-	7,370,644.00
1948	CR	1323525	07/21/22		1202	Rosenberg, Sandra -	452.11	-	7,371,096.11
1947	CR	1323502	07/21/22		15820	PLANS REVIEW -	458.00	-	7,371,554.11
1947	CR	1323499	07/21/22		15821	PLANS REVIEW -	458.00	-	7,372,012.11
1947	CR	1323501	07/21/22		15823	PLANS REVIEW -	458.00	-	7,372,470.11
1947	CR	1323500	07/21/22		15824	PLANS REVIEW -	458.00	-	7,372,928.11
1947	CR	1323498	07/21/22		15826	PLANS REVIEW -	458.00	-	7,373,386.11
1947	CR	1323503	07/21/22		15827	PLANS REVIEW -	125.00	-	7,373,511.11
1947	CR	1323504	07/21/22		15831	PLANS REVIEW -	125.00	-	7,373,636.11
1947	CR	1323505	07/21/22		15832	PLANS REVIEW -	458.00	-	7,374,094.11
1948	CR	1323520	07/21/22		16229	PINE-STRAWBERRY FIRE DISTRICT -	444.88	-	7,374,538.99
1948	CR	1323522	07/21/22		19994930	RUNO, KYLE -	82.04	-	7,374,621.03
1948	CR	1323524	07/21/22		2032	Varela, Roxana -	106.58	-	7,374,727.61
1948	CR	1323519	07/21/22		317005	Town of Prescott Valley -	3,000.00	-	7,377,727.61
1948	CR	1323516	07/21/22		367478	ROSENBAUER MOTORS -	140.04	-	7,377,867.65
1948	CR	1323517	07/21/22		45142	RORICK, NORM -	260.00	-	7,378,127.65
1948	CR	1323518	07/21/22		45142	Smith, Andrea -	84.66	-	7,378,212.31

**CAFMA-Central Arizona Fire and Medical**  
**GL Account Ledger - Detail By Period**  
7/1/2022 through 7/31/2022

Batch	Journal	Entry #	Date	Job	Document	Description	Debits	Credits	Balance
<b>10.1100.0.0.000</b>			<b>CASH WITH YAVAPAI COUNTY (CONTINUED)</b>						
1948	CR	1323523	07/21/22		553236	AZ Dept of Forestry & Fire Mgt -	\$16,025.88	\$-	\$7,394,238.19
1949	CR	1323559	07/21/22		611	Ohm, Peter & Teresa -	140.21	-	7,394,378.40
1947	CR	1323497	07/21/22		6940	PLANS REVIEW -	433.00	-	7,394,811.40
1949	CR	1323558	07/21/22		6945	PLANS REVIEW -	458.00	-	7,395,269.40
1948	CR	1323515	07/21/22		706102964	VERDE VALLEY FIRE DISTRICT -	715.07	-	7,395,984.47
1949	CR	1323560	07/21/22		77591	KELLEY, JOE -	15,000.00	-	7,410,984.47
1942	CD	1323000	07/25/22		756743283	AAA Taxi - Cash Disbursement AAATAX	-	27.00	7,410,957.47
1942	CD	1323003	07/25/22		756743284	Able Saw, LLC - Cash Disbursement ABLSAW	-	13.36	7,410,944.11
1942	CD	1323006	07/25/22		756743285	Arizona General / Ace Hardware - Cash Disbursement ACEHAR	-	31.75	7,410,912.36
1942	CD	1323010	07/25/22		756743286	APS - Cash Disbursement APS	-	12,052.37	7,398,859.99
1942	CD	1323028	07/25/22		756743287	Arizona Dept. of Public Safety - Cash Disbursement ARDEPU	-	5.00	7,398,854.99
1942	CD	1323030	07/25/22		756743288	Arizona Emergency Products - Cash Disbursement AREMPR	-	551.06	7,398,303.93
1942	CD	1323034	07/25/22		756743289	Arizona State Retirement Sys - Cash Disbursement ARSTRE	-	12.16	7,398,291.77
1942	CD	1323036	07/25/22		756743290	Bound Tree Medical LLC - Cash Disbursement BOTRME	-	17,987.40	7,380,304.37
1942	CD	1323074	07/25/22		756743293	B & W Fire Security Systems - Cash Disbursement BWFISE	-	225.00	7,380,079.37
1942	CD	1323078	07/25/22		756743294	Sparklight - Cash Disbursement CABONE	-	1,143.62	7,378,935.75
1942	CD	1323082	07/25/22		756743295	CenturyLink - Cash Disbursement CENLIN	-	770.93	7,378,164.82
1942	CD	1323087	07/25/22		756743296	CenturyLink - Cash Disbursement CENLIN	-	25.30	7,378,139.52
1942	CD	1323089	07/25/22		756743297	Chase Bank - Cash Disbursement CHASE	-	692,140.70	6,685,998.82
1942	CD	1323117	07/25/22		756743299	Chase Card Services - Cash Disbursement CHCASE	-	9,990.76	6,676,008.06
1942	CD	1323223	07/25/22		756743306	City of Prescott - Cash Disbursement CITPRE	-	520.52	6,675,487.54
1942	CD	1323226	07/25/22		756743307	Copper State Supply, Inc - Cash Disbursement COSTSU	-	729.82	6,674,757.72
1942	CD	1323230	07/25/22		756743308	Crisenbery, Gary - Cash Disbursement CRIGAR	-	1,875.00	6,672,882.72
1942	CD	1323232	07/25/22		756743309	Cummins Sales And Service - Cash Disbursement CUROMO	-	729.93	6,672,152.79
1942	CD	1323248	07/25/22		756743310	Curtis Tools for Heroes - Cash Disbursement CUTOHE	-	95.00	6,672,057.79
1942	CD	1323250	07/25/22		756743311	CYMA Systems, Inc - Cash Disbursement CYMSYS	-	3,026.08	6,669,031.71
1942	CD	1323255	07/25/22		756743312	DARLEY - Cash Disbursement DARLEY	-	996.10	6,668,035.61
1942	CD	1323258	07/25/22		756743313	DES- Unemployment Tax - Cash Disbursement DEECSE	-	13.93	6,668,021.68
1942	CD	1323260	07/25/22		756743314	Dish Network - Cash Disbursement DISNET	-	133.09	6,667,888.59
1942	CD	1323262	07/25/22		756743315	Enerspect Medical Solutions - Cash Disbursement ENMESO	-	1,559.70	6,666,328.89
1942	CD	1323266	07/25/22		756743316	FASTENAL - Cash Disbursement FASTEN	-	181.38	6,666,147.51
1942	CD	1323278	07/25/22		756743317	Freightliner of AZ, LLC - Cash Disbursement FROFAR	-	287.41	6,665,860.10
1942	CD	1323282	07/25/22		756743318	Galls LLC - Cash Disbursement GALLS	-	76.43	6,665,783.67
1942	CD	1323285	07/25/22		756743319	Globalstar - Cash Disbursement GLOBAL	-	280.50	6,665,503.17
1942	CD	1323287	07/25/22		756743320	W.W. Grainger, Inc - Cash Disbursement GRAING	-	1,345.45	6,664,157.72
1942	CD	1323300	07/25/22		756743321	Hillyard, Inc-Flagstaff - Cash Disbursement HILLYA	-	571.87	6,663,585.85
1942	CD	1323307	07/25/22		756743322	IAFC Membership - Cash Disbursement IAFMEM	-	285.00	6,663,300.85

**CAFMA-Central Arizona Fire and Medical**  
GL Account Ledger - Detail By Period  
7/1/2022 through 7/31/2022

Batch	Journal	Entry #	Date	Job	Document	Description	Debits	Credits	Balance
<b>10.1100.0.0.000</b>			<b>CASH WITH YAVAPAI COUNTY (CONTINUED)</b>						
1942	CD	1323309	07/25/22		756743323	KAIROS Health Arizona, Inc - Cash Disbursement KAIROS	\$-	\$177,287.14	\$6,486,013.71
1942	CD	1323324	07/25/22		756743324	Lamb Chevrolet - Cash Disbursement LAMCHE	-	762.00	6,485,251.71
1942	CD	1323331	07/25/22		756743325	Life Assist Inc - Cash Disbursement LIFASS	-	50.94	6,485,200.77
1942	CD	1323334	07/25/22		756743326	Matheson Tri-Gas, Inc - Cash Disbursement MATTRI	-	313.94	6,484,886.83
1942	CD	1323336	07/25/22		756743327	National Fire Sprinkler Assoc - Cash Disbursement NAFISP	-	50.00	6,484,836.83
1942	CD	1323338	07/25/22		756743328	NFP Property and Casualty - Cash Disbursement NFPPRO	-	9,483.00	6,475,353.83
1942	CD	1323340	07/25/22		756743329	Bay Alarm Company - Cash Disbursement ONETIM	-	317.24	6,475,036.59
1942	CD	1323342	07/25/22		756743330	Public Safety Crisis Solutions - Cash Disbursement PUSACR	-	6,500.00	6,468,536.59
1942	CD	1323357	07/25/22		756743331	Prescott Valley Ace Hardware - Cash Disbursement PVACHA	-	77.05	6,468,459.54
1942	CD	1323361	07/25/22		756743332	The Counseling Office of - Cash Disbursement RITDEB	-	4,206.68	6,464,252.86
1942	CD	1323370	07/25/22		756743333	RWC Group - Cash Disbursement RWCINT	-	1,624.94	6,462,627.92
1942	CD	1323377	07/25/22		756743334	Schuster, Alan - Cash Disbursement SCHALA	-	5,950.00	6,456,677.92
1942	CD	1323380	07/25/22		756743335	Securis Insurance Pool, Inc - Cash Disbursement SEINPO	-	245,108.50	6,211,569.42
1942	CD	1323382	07/25/22		756743336	Sherwin Williams Company - Cash Disbursement SHEWIL	-	32.15	6,211,537.27
1942	CD	1323385	07/25/22		756743337	Smart Document Solutions - Cash Disbursement SMDOSO	-	718.84	6,210,818.43
1942	CD	1323392	07/25/22		756743338	Besonson Tools LLC - Cash Disbursement SNONTO	-	28.37	6,210,790.06
1942	CD	1323395	07/25/22		756743339	Staples Contract & Commerc.Inc - Cash Disbursement STACOM	-	443.58	6,210,346.48
1942	CD	1323401	07/25/22		756743340	D.G.Shoemaker & Associates Inc - Cash Disbursement SUNSUP	-	1,777.45	6,208,569.03
1942	CD	1323410	07/25/22		756743341	Town of Prescott Valley - Cash Disbursement TOPRVA	-	1,054.78	6,207,514.25
1942	CD	1323417	07/25/22		756743342	TruckPro, LLC - Cash Disbursement TRUPRO	-	970.75	6,206,543.50
1942	CD	1323420	07/25/22		756743343	Unisource Energy Services - Cash Disbursement UNENSE	-	141.58	6,206,401.92
1942	CD	1323425	07/25/22		756743344	United Disposal, Inc - Cash Disbursement UNIDIS	-	264.00	6,206,137.92
1942	CD	1323427	07/25/22		756743345	Verizon Wireless - Cash Disbursement VERWIR	-	4,219.06	6,201,918.86
1942	CD	1323432	07/25/22		756743346	XEROX FINANCIAL SERVICES - Cash Disbursement XEFISE	-	733.81	6,201,185.05
1942	CD	1323097	07/25/22		DIR.DEP.PPE.7.16.2.	Chase Bank - PR - DIRECT DEPOSIT PPE 07/16/2022	374,245.29	-	6,575,430.34
1946	CR	1323489	07/26/22		113	NISSEL, ARCHARD & SANDRA -	940.57	-	6,576,370.91
1946	CR	1323490	07/26/22		1137	BRACHMAN, JUDY -	1,135.35	-	6,577,506.26
1946	CR	1323488	07/26/22		1330	Saul, Gary & Lorraine -	174.30	-	6,577,680.56
1946	CR	1323491	07/26/22		17357	SIMPSON, JIM AND GLORIA -	1,265.91	-	6,578,946.47
1941	PR	1318995	07/26/22		24402	Abel, Todd D. - Payroll Bi-Weekly-Direct Deposit 7/26/2022	-	4,540.93	6,574,405.54
1941	PR	1319021	07/26/22		24403	Anglin, Jake J. - Payroll Bi-Weekly-Direct Deposit 7/26/2022	-	1,076.46	6,573,329.08
1941	PR	1319048	07/26/22		24404	Apolinar, Johnathan R. - Payroll Bi-Weekly-Direct Deposit 7/26/2022	-	1,808.13	6,571,520.95

**CAFMA-Central Arizona Fire and Medical**  
GL Account Ledger - Detail By Period  
7/1/2022 through 7/31/2022

Batch	Journal	Entry #	Date	Job	Document	Description	Debits	Credits	Balance
<b>10.1100.0.0.000</b>			<b>CASH WITH YAVAPAI COUNTY (CONTINUED)</b>						
1941	PR	1319075	07/26/22		24405	Aponte, Anthony M. - Payroll Bi-Weekly-Direct Deposit 7/26/2022	\$-	\$1,488.53	\$6,570,032.42
1941	PR	1319098	07/26/22		24406	Baker, Mark A. - Payroll Bi-Weekly-Direct Deposit 7/26/2022	-	2,414.69	6,567,617.73
1941	PR	1319122	07/26/22		24407	Barnum, Josh M. - Payroll Bi-Weekly-Direct Deposit 7/26/2022	-	2,226.28	6,565,391.45
1941	PR	1319151	07/26/22		24408	Basurto-Cancino, Leobardo - Payroll Bi-Weekly-Direct Deposit 7/26/2022	-	1,805.32	6,563,586.13
1941	PR	1319173	07/26/22		24409	Blum, Rodney A. - Payroll Bi-Weekly-Direct Deposit 7/26/2022	-	1,861.75	6,561,724.38
1941	PR	1319198	07/26/22		24410	Breyer, Samuel H. - Payroll Bi-Weekly-Direct Deposit 7/26/2022	-	2,013.80	6,559,710.58
1941	PR	1319221	07/26/22		24411	Brown Jr, Dennis F. - Payroll Bi-Weekly-Direct Deposit 7/26/2022	-	2,537.41	6,557,173.17
1941	PR	1319247	07/26/22		24412	Brunk, Jacob A. - Payroll Bi-Weekly-Direct Deposit 7/26/2022	-	2,905.47	6,554,267.70
1941	PR	1319272	07/26/22		24413	Buchanan, Ben D. - Payroll Bi-Weekly-Direct Deposit 7/26/2022	-	3,241.48	6,551,026.22
1941	PR	1319294	07/26/22		24414	Bulters, Scott D. - Payroll Bi-Weekly-Direct Deposit 7/26/2022	-	2,406.85	6,548,619.37
1941	PR	1319318	07/26/22		24415	Buntin, Darrell R. - Payroll Bi-Weekly-Direct Deposit 7/26/2022	-	2,053.24	6,546,566.13
1941	PR	1319344	07/26/22		24416	Burch, Brian J. - Payroll Bi-Weekly-Direct Deposit 7/26/2022	-	2,697.45	6,543,868.68
1941	PR	1319368	07/26/22		24417	Burch, Bryten J. - Payroll Bi-Weekly-Direct Deposit 7/26/2022	-	1,315.32	6,542,553.36
1941	PR	1319396	07/26/22		24418	Burch, Caden C. - Payroll Bi-Weekly-Direct Deposit 7/26/2022	-	1,761.61	6,540,791.75
1941	PR	1319418	07/26/22		24419	Bushman, James V. - Payroll Bi-Weekly-Direct Deposit 7/26/2022	-	2,291.08	6,538,500.67
1941	PR	1319442	07/26/22		24420	Butler, Jason - Payroll Bi-Weekly-Direct Deposit 7/26/2022	-	2,169.93	6,536,330.74
1941	PR	1319472	07/26/22		24421	Butterfield, Jesse D. - Payroll Bi-Weekly-Direct Deposit 7/26/2022	-	1,328.06	6,535,002.68
1941	PR	1319494	07/26/22		24422	Carothers, Robert C. - Payroll Bi-Weekly-Direct Deposit 7/26/2022	-	3,963.05	6,531,039.63
1941	PR	1319520	07/26/22		24423	Cazaly, Marshall - Payroll Bi-Weekly-Direct Deposit 7/26/2022	-	1,597.65	6,529,441.98
1941	PR	1319539	07/26/22		24424	Chase, Rick D. - Payroll Bi-Weekly-Direct Deposit 7/26/2022	-	3,871.95	6,525,570.03
1941	PR	1319561	07/26/22		24425	Clark, Shelly - Payroll Bi-Weekly-Direct Deposit 7/26/2022	-	1,133.52	6,524,436.51
1941	PR	1319590	07/26/22		24426	Collins, Seth M. - Payroll Bi-Weekly-Direct Deposit 7/26/2022	-	1,602.52	6,522,833.99
1941	PR	1319615	07/26/22		24427	Copenhaver, Douglas J. - Payroll Bi-Weekly-Direct Deposit 7/26/2022	-	1,952.17	6,520,881.82
1941	PR	1319638	07/26/22		24428	Cox, Phillip C. - Payroll Bi-Weekly-Direct Deposit 7/26/2022	-	3,231.34	6,517,650.48
1941	PR	1319663	07/26/22		24429	Croft, Adam J. - Payroll Bi-Weekly-Direct Deposit 7/26/2022	-	1,749.84	6,515,900.64

**CAFMA-Central Arizona Fire and Medical**  
GL Account Ledger - Detail By Period  
7/1/2022 through 7/31/2022

Batch	Journal	Entry #	Date	Job	Document	Description	Debits	Credits	Balance
<b>10.1100.0.0.000</b>			<b>CASH WITH YAVAPAI COUNTY (CONTINUED)</b>						
1941	PR	1319685	07/26/22		24430	Crossman, Eric L. - Payroll Bi-Weekly-Direct Deposit 7/26/2022	\$-	\$2,198.01	\$6,513,702.63
1941	PR	1319708	07/26/22		24431	Cruz, Steven R. - Payroll Bi-Weekly-Direct Deposit 7/26/2022	-	1,878.10	6,511,824.53
1941	PR	1319729	07/26/22		24432	Cunningham, Cody A. - Payroll Bi-Weekly-Direct Deposit 7/26/2022	-	1,815.07	6,510,009.46
1941	PR	1319753	07/26/22		24433	Curry, Robert C. - Payroll Bi-Weekly-Direct Deposit 7/26/2022	-	2,410.64	6,507,598.82
1941	PR	1319778	07/26/22		24434	Davidson, Glenn T. - Payroll Bi-Weekly-Direct Deposit 7/26/2022	-	2,650.06	6,504,948.76
1941	PR	1319803	07/26/22		24435	Davis, Bradley M. - Payroll Bi-Weekly-Direct Deposit 7/26/2022	-	4,839.47	6,500,109.29
1941	PR	1319827	07/26/22		24436	Deering, Andrew L. - Payroll Bi-Weekly-Direct Deposit 7/26/2022	-	903.78	6,499,205.51
1941	PR	1319854	07/26/22		24437	DiVall, Nelson - Payroll Bi-Weekly-Direct Deposit 7/26/2022	-	1,582.88	6,497,622.63
1941	PR	1319879	07/26/22		24438	Dibble, Gordon L. - Payroll Bi-Weekly-Direct Deposit 7/26/2022	-	1,711.25	6,495,911.38
1941	PR	1319903	07/26/22		24439	Dixon, Susanne M. - Payroll Bi-Weekly-Direct Deposit 7/26/2022	-	2,361.45	6,493,549.93
1941	PR	1319929	07/26/22		24440	Douglas, Ren W. - Payroll Bi-Weekly-Direct Deposit 7/26/2022	-	2,355.38	6,491,194.55
1941	PR	1319952	07/26/22		24441	Dowdy, Charles E. - Payroll Bi-Weekly-Direct Deposit 7/26/2022	-	2,127.60	6,489,066.95
1941	PR	1319978	07/26/22		24442	DuCharme, Zachary J. - Payroll Bi-Weekly-Direct Deposit 7/26/2022	-	1,603.08	6,487,463.87
1941	PR	1320002	07/26/22		24443	Duplessis, Robert A. - Payroll Bi-Weekly-Direct Deposit 7/26/2022	-	2,741.14	6,484,722.73
1941	PR	1320029	07/26/22		24444	Eckle, Kellan J. - Payroll Bi-Weekly-Direct Deposit 7/26/2022	-	1,835.00	6,482,887.73
1941	PR	1320052	07/26/22		24445	Edwards, David S. - Payroll Bi-Weekly-Direct Deposit 7/26/2022	-	2,622.99	6,480,264.74
1941	PR	1320073	07/26/22		24446	Engel, Nicole - Payroll Bi-Weekly-Direct Deposit 7/26/2022	-	966.00	6,479,298.74
1941	PR	1320093	07/26/22		24447	Feddema, John J. - Payroll Bi-Weekly-Direct Deposit 7/26/2022	-	3,509.64	6,475,789.10
1941	PR	1320122	07/26/22		24448	Ferris, Ryan M. - Payroll Bi-Weekly-Direct Deposit 7/26/2022	-	2,752.88	6,473,036.22
1941	PR	1320147	07/26/22		24449	Fields, Brody J. - Payroll Bi-Weekly-Direct Deposit 7/26/2022	-	3,192.05	6,469,844.17
1941	PR	1320170	07/26/22		24450	Fields, Zachary E. - Payroll Bi-Weekly-Direct Deposit 7/26/2022	-	2,559.66	6,467,284.51
1941	PR	1320201	07/26/22		24451	Fournier, Nick T. - Payroll Bi-Weekly-Direct Deposit 7/26/2022	-	2,646.25	6,464,638.26
1941	PR	1320222	07/26/22		24452	Frawley, Teresa A. - Payroll Bi-Weekly-Direct Deposit 7/26/2022	-	1,127.13	6,463,511.13
1941	PR	1320244	07/26/22		24453	Frazier, Antonio - Payroll Bi-Weekly-Direct Deposit 7/26/2022	-	2,968.02	6,460,543.11
1941	PR	1320265	07/26/22		24454	Freeman, Michael - Payroll Bi-Weekly-Direct Deposit 7/26/2022	-	1,573.78	6,458,969.33

**CAFMA-Central Arizona Fire and Medical**  
GL Account Ledger - Detail By Period  
7/1/2022 through 7/31/2022

Batch	Journal	Entry #	Date	Job	Document	Description	Debits	Credits	Balance
<b>10.1100.0.0.000</b>			<b>CASH WITH YAVAPAI COUNTY (CONTINUED)</b>						
1941	PR	1320289	07/26/22		24455	Freitag, Scott A. - Payroll Bi-Weekly-Direct Deposit 7/26/2022	\$-	\$4,341.67	\$6,454,627.66
1941	PR	1320313	07/26/22		24456	Gallman, Timothy B. - Payroll Bi-Weekly-Direct Deposit 7/26/2022	-	2,660.26	6,451,967.40
1941	PR	1320334	07/26/22		24457	Gardea Chaparro, Ivonne - Payroll Bi-Weekly-Direct Deposit 7/26/2022	-	1,048.92	6,450,918.48
1941	PR	1320355	07/26/22		24458	Gentle, Isabel - Payroll Bi-Weekly-Direct Deposit 7/26/2022	-	1,094.34	6,449,824.14
1941	PR	1320380	07/26/22		24459	Gentle, Joshua A. - Payroll Bi-Weekly-Direct Deposit 7/26/2022	-	1,101.70	6,448,722.44
1941	PR	1320406	07/26/22		24460	Gillihan, Jim W. - Payroll Bi-Weekly-Direct Deposit 7/26/2022	-	1,703.70	6,447,018.74
1941	PR	1320431	07/26/22		24461	Ginn, James E. - Payroll Bi-Weekly-Direct Deposit 7/26/2022	-	2,172.85	6,444,845.89
1941	PR	1320455	07/26/22		24462	Goodman, Laurie K. - Payroll Bi-Weekly-Direct Deposit 7/26/2022	-	1,193.23	6,443,652.66
1941	PR	1320487	07/26/22		24463	Gray, JT A. - Payroll Bi-Weekly-Direct Deposit 7/26/2022	-	2,022.74	6,441,629.92
1941	PR	1320516	07/26/22		24464	Guzzo, Nicholas R. - Payroll Bi-Weekly-Direct Deposit 7/26/2022	-	1,453.81	6,440,176.11
1941	PR	1320544	07/26/22		24465	Hall, Jace R. - Payroll Bi-Weekly-Direct Deposit 7/26/2022	-	1,589.21	6,438,586.90
1941	PR	1320570	07/26/22		24466	Harper, Leslie R. - Payroll Bi-Weekly-Direct Deposit 7/26/2022	-	3,131.97	6,435,454.93
1941	PR	1320592	07/26/22		24467	Hlavacek, Evan - Payroll Bi-Weekly-Direct Deposit 7/26/2022	-	2,294.38	6,433,160.55
1941	PR	1320616	07/26/22		24468	Horstman, Stephen W. - Payroll Bi-Weekly-Direct Deposit 7/26/2022	-	3,038.10	6,430,122.45
1941	PR	1320639	07/26/22		24469	Huddleston, Michael B. - Payroll Bi-Weekly-Direct Deposit 7/26/2022	-	2,657.55	6,427,464.90
1941	PR	1320671	07/26/22		24470	Hutchison, Ethan K. - Payroll Bi-Weekly-Direct Deposit 7/26/2022	-	2,089.23	6,425,375.67
1941	PR	1320687	07/26/22		24471	Ingrao, Jory - Payroll Bi-Weekly-Direct Deposit 7/26/2022	-	2,159.74	6,423,215.93
1941	PR	1320717	07/26/22		24472	Jacobson, Terrence L. - Payroll Bi-Weekly-Direct Deposit 7/26/2022	-	6,441.40	6,416,774.53
1941	PR	1320743	07/26/22		24473	Jimenez, Valentin - Payroll Bi-Weekly-Direct Deposit 7/26/2022	-	2,080.42	6,414,694.11
1941	PR	1320770	07/26/22		24474	Jones, Shaun D. - Payroll Bi-Weekly-Direct Deposit 7/26/2022	-	2,152.49	6,412,541.62
1941	PR	1320796	07/26/22		24475	King, Jeremiah D. - Payroll Bi-Weekly-Direct Deposit 7/26/2022	-	2,638.27	6,409,903.35
1941	PR	1320816	07/26/22		24476	Kohler, Travis W. - Payroll Bi-Weekly-Direct Deposit 7/26/2022	-	2,091.20	6,407,812.15
1941	PR	1320843	07/26/22		24477	Kontz, Andrew M. - Payroll Bi-Weekly-Direct Deposit 7/26/2022	-	3,461.18	6,404,350.97
1941	PR	1320867	07/26/22		24478	Kontz, Michael V. - Payroll Bi-Weekly-Direct Deposit 7/26/2022	-	2,115.34	6,402,235.63
1941	PR	1320885	07/26/22		24479	Krizo, Denise M. - Payroll Bi-Weekly-Direct Deposit 7/26/2022	-	1,050.64	6,401,184.99



**CAFMA-Central Arizona Fire and Medical**  
**GL Account Ledger - Detail By Period**  
7/1/2022 through 7/31/2022

Batch	Journal	Entry #	Date	Job	Document	Description	Debits	Credits	Balance
<b>10.1100.0.0.000</b>			<b>CASH WITH YAVAPAI COUNTY (CONTINUED)</b>						
1941	PR	1320913	07/26/22		24480	Kumpula, Adrian K. - Payroll Bi-Weekly-Direct Deposit 7/26/2022	\$-	\$1,670.87	\$6,399,514.12
1941	PR	1320936	07/26/22		24481	Kuykendall, Jeffery W. - Payroll Bi-Weekly-Direct Deposit 7/26/2022	-	2,892.43	6,396,621.69
1941	PR	1320959	07/26/22		24482	Legge, David B. - Payroll Bi-Weekly-Direct Deposit 7/26/2022	-	3,307.84	6,393,313.85
1941	PR	1320984	07/26/22		24483	Litchfield, Ronald K. - Payroll Bi-Weekly-Direct Deposit 7/26/2022	-	3,204.92	6,390,108.93
1941	PR	1321006	07/26/22		24484	Lopeman, Keith A. - Payroll Bi-Weekly-Direct Deposit 7/26/2022	-	2,314.23	6,387,794.70
1941	PR	1321030	07/26/22		24485	Lovell, Sharon J. - Payroll Bi-Weekly-Direct Deposit 7/26/2022	-	994.62	6,386,800.08
1941	PR	1321058	07/26/22		24486	Lund, Kyle L. - Payroll Bi-Weekly-Direct Deposit 7/26/2022	-	1,234.60	6,385,565.48
1941	PR	1321086	07/26/22		24487	Lynch, Peter J. - Payroll Bi-Weekly-Direct Deposit 7/26/2022	-	4,395.30	6,381,170.18
1941	PR	1321112	07/26/22		24488	Lys, Damian P. - Payroll Bi-Weekly-Direct Deposit 7/26/2022	-	2,689.18	6,378,481.00
1941	PR	1321133	07/26/22		24489	Madden, James P. - Payroll Bi-Weekly-Direct Deposit 7/26/2022	-	1,517.22	6,376,963.78
1941	PR	1321153	07/26/22		24490	Mauldin, Karen S. - Payroll Bi-Weekly-Direct Deposit 7/26/2022	-	2,143.46	6,374,820.32
1941	PR	1321178	07/26/22		24491	Mauldin, Mark E. - Payroll Bi-Weekly-Direct Deposit 7/26/2022	-	3,046.93	6,371,773.39
1941	PR	1321197	07/26/22		24492	Mayhall, Mathew T. - Payroll Bi-Weekly-Direct Deposit 7/26/2022	-	2,413.89	6,369,359.50
1941	PR	1321218	07/26/22		24493	Mazon, Joshua M. - Payroll Bi-Weekly-Direct Deposit 7/26/2022	-	2,399.78	6,366,959.72
1941	PR	1321243	07/26/22		24494	Mazzella, Marc A. - Payroll Bi-Weekly-Direct Deposit 7/26/2022	-	1,866.17	6,365,093.55
1941	PR	1321269	07/26/22		24495	McCarthy, Nicholas A. - Payroll Bi-Weekly-Direct Deposit 7/26/2022	-	1,403.28	6,363,690.27
1941	PR	1321295	07/26/22		24496	McCarty, Daniel L. - Payroll Bi-Weekly-Direct Deposit 7/26/2022	-	3,116.96	6,360,573.31
1941	PR	1321322	07/26/22		24497	McFadden, Matthew C. - Payroll Bi-Weekly-Direct Deposit 7/26/2022	-	1,764.13	6,358,809.18
1941	PR	1321350	07/26/22		24498	McFadden, Michael J. - Payroll Bi-Weekly-Direct Deposit 7/26/2022	-	1,798.76	6,357,010.42
1941	PR	1321378	07/26/22		24499	McIntire, Jacob V. - Payroll Bi-Weekly-Direct Deposit 7/26/2022	-	1,729.64	6,355,280.78
1941	PR	1321402	07/26/22		24500	Merrill, Eric R. - Payroll Bi-Weekly-Direct Deposit 7/26/2022	-	3,094.99	6,352,185.79
1941	PR	1321427	07/26/22		24501	Mills, Brett S. - Payroll Bi-Weekly-Direct Deposit 7/26/2022	-	1,582.64	6,350,603.15
1941	PR	1321451	07/26/22		24502	Moore, Aaron J. - Payroll Bi-Weekly-Direct Deposit 7/26/2022	-	1,817.75	6,348,785.40
1941	PR	1321479	07/26/22		24503	Moore, Ryan T. - Payroll Bi-Weekly-Direct Deposit 7/26/2022	-	2,548.85	6,346,236.55
1941	PR	1321506	07/26/22		24504	Muniz, Thomas E. - Payroll Bi-Weekly-Direct Deposit 7/26/2022	-	1,662.41	6,344,574.14



**CAFMA-Central Arizona Fire and Medical**  
GL Account Ledger - Detail By Period  
7/1/2022 through 7/31/2022

Batch	Journal	Entry #	Date	Job	Document	Description	Debits	Credits	Balance
<b>10.1100.0.0.000</b>			<b>CASH WITH YAVAPAI COUNTY (CONTINUED)</b>						
1941	PR	1321524	07/26/22		24505	Murphey, Patricia D. - Payroll Bi-Weekly-Direct Deposit 7/26/2022	\$-	\$1,651.96	\$6,342,922.18
1941	PR	1321549	07/26/22		24506	Murray, Paul M. - Payroll Bi-Weekly-Direct Deposit 7/26/2022	-	2,283.57	6,340,638.61
1941	PR	1321576	07/26/22		24507	Nall, William T. - Payroll Bi-Weekly-Direct Deposit 7/26/2022	-	1,474.77	6,339,163.84
1941	PR	1321602	07/26/22		24508	Nelson, Michael J. - Payroll Bi-Weekly-Direct Deposit 7/26/2022	-	1,563.78	6,337,600.06
1941	PR	1321631	07/26/22		24509	Niemynski, Doug T. - Payroll Bi-Weekly-Direct Deposit 7/26/2022	-	4,729.01	6,332,871.05
1941	PR	1321659	07/26/22		24510	Nolan, Jason K. - Payroll Bi-Weekly-Direct Deposit 7/26/2022	-	2,149.04	6,330,722.01
1941	PR	1321688	07/26/22		24511	Olson, Rick C. - Payroll Bi-Weekly-Direct Deposit 7/26/2022	-	3,647.65	6,327,074.36
1941	PR	1321712	07/26/22		24512	Overmyer, Titus C. - Payroll Bi-Weekly-Direct Deposit 7/26/2022	-	1,475.61	6,325,598.75
1941	PR	1321732	07/26/22		24513	Parra, Dustin A. - Payroll Bi-Weekly-Direct Deposit 7/26/2022	-	2,847.19	6,322,751.56
1941	PR	1321758	07/26/22		24514	Parra, Payton S. - Payroll Bi-Weekly-Direct Deposit 7/26/2022	-	1,784.80	6,320,966.76
1941	PR	1321778	07/26/22		24515	Peckham, Christopher D. - Payroll Bi-Weekly-Direct Deposit 7/26/2022	-	2,087.22	6,318,879.54
1941	PR	1321805	07/26/22		24516	Pena, Christopher D. - Payroll Bi-Weekly-Direct Deposit 7/26/2022	-	2,371.04	6,316,508.50
1941	PR	1321836	07/26/22		24517	Perez, Anthony R. - Payroll Bi-Weekly-Direct Deposit 7/26/2022	-	1,732.49	6,314,776.01
1941	PR	1321864	07/26/22		24518	Perkins, Shane M. - Payroll Bi-Weekly-Direct Deposit 7/26/2022	-	1,382.21	6,313,393.80
1941	PR	1321891	07/26/22		24519	Poliakon, Brett M. - Payroll Bi-Weekly-Direct Deposit 7/26/2022	-	2,677.89	6,310,715.91
1941	PR	1321918	07/26/22		24520	Postula, Justin M. - Payroll Bi-Weekly-Direct Deposit 7/26/2022	-	2,701.90	6,308,014.01
1941	PR	1321943	07/26/22		24521	Postula, Karl A. - Payroll Bi-Weekly-Direct Deposit 7/26/2022	-	3,497.00	6,304,517.01
1941	PR	1321966	07/26/22		24522	Prange, Ross L. - Payroll Bi-Weekly-Direct Deposit 7/26/2022	-	3,311.49	6,301,205.52
1941	PR	1321990	07/26/22		24523	Pruitt, Robert E. - Payroll Bi-Weekly-Direct Deposit 7/26/2022	-	2,385.55	6,298,819.97
1941	PR	1322014	07/26/22		24524	Rafters, William C. - Payroll Bi-Weekly-Direct Deposit 7/26/2022	-	1,433.13	6,297,386.84
1941	PR	1322039	07/26/22		24525	Redfern, Joshua L. - Payroll Bi-Weekly-Direct Deposit 7/26/2022	-	2,002.82	6,295,384.02
1941	PR	1322064	07/26/22		24526	Reeves, Katherine D. - Payroll Bi-Weekly-Direct Deposit 7/26/2022	-	1,072.14	6,294,311.88
1941	PR	1322092	07/26/22		24527	Rendl, Robert A. - Payroll Bi-Weekly-Direct Deposit 7/26/2022	-	9,747.40	6,284,564.48
1941	PR	1322119	07/26/22		24528	Reyes, Adam N. - Payroll Bi-Weekly-Direct Deposit 7/26/2022	-	1,924.38	6,282,640.10
1941	PR	1322138	07/26/22		24529	Roberts, Jerry R. - Payroll Bi-Weekly-Direct Deposit 7/26/2022	-	2,163.54	6,280,476.56

**CAFMA-Central Arizona Fire and Medical**  
GL Account Ledger - Detail By Period  
7/1/2022 through 7/31/2022

Batch	Journal	Entry #	Date	Job	Document	Description	Debits	Credits	Balance
<b>10.1100.0.0.000</b>			<b>CASH WITH YAVAPAI COUNTY (CONTINUED)</b>						
1941	PR	1322165	07/26/22		24530	Rocha, Edgar O. - Payroll Bi-Weekly-Direct Deposit 7/26/2022	\$-	\$1,492.32	\$6,278,984.24
1941	PR	1322192	07/26/22		24531	Roche, Benjamin H. - Payroll Bi-Weekly-Direct Deposit 7/26/2022	-	2,669.75	6,276,314.49
1941	PR	1322215	07/26/22		24532	Rose, Cody S. - Payroll Bi-Weekly-Direct Deposit 7/26/2022	-	3,563.33	6,272,751.16
1941	PR	1322247	07/26/22		24533	Runo, Kyle E. - Payroll Bi-Weekly-Direct Deposit 7/26/2022	-	2,949.95	6,269,801.21
1941	PR	1322268	07/26/22		24534	Russell, Tessa M. - Payroll Bi-Weekly-Direct Deposit 7/26/2022	-	1,109.79	6,268,691.42
1941	PR	1322296	07/26/22		24535	Ryan, Keith M. - Payroll Bi-Weekly-Direct Deposit 7/26/2022	-	1,341.10	6,267,350.32
1941	PR	1322317	07/26/22		24536	Scaife, Domenic J. - Payroll Bi-Weekly-Direct Deposit 7/26/2022	-	2,964.61	6,264,385.71
1941	PR	1322341	07/26/22		24537	Schiffmacher, Gerald - Payroll Bi-Weekly-Direct Deposit 7/26/2022	-	1,714.01	6,262,671.70
1941	PR	1322362	07/26/22		24538	Schuster Jr., Alan J. - Payroll Bi-Weekly-Direct Deposit 7/26/2022	-	2,780.47	6,259,891.23
1941	PR	1322386	07/26/22		24539	Seets, James W. - Payroll Bi-Weekly-Direct Deposit 7/26/2022	-	3,462.08	6,256,429.15
1941	PR	1322413	07/26/22		24540	Sheldon, Wesley K. - Payroll Bi-Weekly-Direct Deposit 7/26/2022	-	1,712.63	6,254,716.52
1941	PR	1322436	07/26/22		24541	Sims, Lacie J. - Payroll Bi-Weekly-Direct Deposit 7/26/2022	-	1,284.06	6,253,432.46
1941	PR	1322462	07/26/22		24542	Smith, Jacob A. - Payroll Bi-Weekly-Direct Deposit 7/26/2022	-	956.87	6,252,475.59
1941	PR	1322491	07/26/22		24543	Smith, Russell - Payroll Bi-Weekly-Direct Deposit 7/26/2022	-	2,094.78	6,250,380.81
1941	PR	1322514	07/26/22		24544	Smith, Travis L. - Payroll Bi-Weekly-Direct Deposit 7/26/2022	-	2,467.72	6,247,913.09
1941	PR	1322539	07/26/22		24545	Snyder, Timothy E. - Payroll Bi-Weekly-Direct Deposit 7/26/2022	-	3,649.42	6,244,263.67
1941	PR	1322564	07/26/22		24546	Stewart, Jeff - Payroll Bi-Weekly-Direct Deposit 7/26/2022	-	2,190.56	6,242,073.11
1941	PR	1322591	07/26/22		24547	Stooks, Wallace C. - Payroll Bi-Weekly-Direct Deposit 7/26/2022	-	2,820.49	6,239,252.62
1941	PR	1322621	07/26/22		24548	Stretton, Garrett M. - Payroll Bi-Weekly-Direct Deposit 7/26/2022	-	1,925.70	6,237,326.92
1941	PR	1322644	07/26/22		24549	Tharp, David S. - Payroll Bi-Weekly-Direct Deposit 7/26/2022	-	3,264.85	6,234,062.07
1941	PR	1322670	07/26/22		24550	Thompson, Jacob S. - Payroll Bi-Weekly-Direct Deposit 7/26/2022	-	1,695.71	6,232,366.36
1941	PR	1322700	07/26/22		24551	Tillich, Timothy A. - Payroll Bi-Weekly-Direct Deposit 7/26/2022	-	1,730.20	6,230,636.16
1941	PR	1322726	07/26/22		24552	Trask, Ryan A. - Payroll Bi-Weekly-Direct Deposit 7/26/2022	-	3,889.64	6,226,746.52
1941	PR	1322751	07/26/22		24553	Trujillo, Erik J. - Payroll Bi-Weekly-Direct Deposit 7/26/2022	-	2,008.01	6,224,738.51
1941	PR	1322776	07/26/22		24554	Turner, Kenneth R. - Payroll Bi-Weekly-Direct Deposit 7/26/2022	-	2,035.14	6,222,703.37

**CAFMA-Central Arizona Fire and Medical**  
GL Account Ledger - Detail By Period  
7/1/2022 through 7/31/2022

Batch	Journal	Entry #	Date	Job	Document	Description	Debits	Credits	Balance
<b>10.1100.0.0.000</b>			<b>CASH WITH YAVAPAI COUNTY (CONTINUED)</b>						
1941	PR	1322797	07/26/22		24555	VanTuyl, Jonah D. - Payroll Bi-Weekly-Direct Deposit 7/26/2022	\$-	\$3,039.55	\$6,219,663.82
1941	PR	1322823	07/26/22		24556	Vanatta, Justin B. - Payroll Bi-Weekly-Direct Deposit 7/26/2022	-	1,669.17	6,217,994.65
1941	PR	1322845	07/26/22		24557	Viscardi, Karen W. - Payroll Bi-Weekly-Direct Deposit 7/26/2022	-	1,316.39	6,216,678.26
1941	PR	1322871	07/26/22		24558	Wagner, Adam D. - Payroll Bi-Weekly-Direct Deposit 7/26/2022	-	2,176.20	6,214,502.06
1941	PR	1322897	07/26/22		24559	Wagoner, Buddy R. - Payroll Bi-Weekly-Direct Deposit 7/26/2022	-	1,482.29	6,213,019.77
1941	PR	1322919	07/26/22		24560	Welch-Cornell, Jaime D. - Payroll Bi-Weekly-Direct Deposit 7/26/2022	-	1,544.02	6,211,475.75
1941	PR	1322942	07/26/22		24561	Wittenberg, David J. - Payroll Bi-Weekly-Direct Deposit 7/26/2022	-	2,696.02	6,208,779.73
1941	PR	1322970	07/26/22		24562	Young, Kevin A. - Payroll Bi-Weekly-Direct Deposit 7/26/2022	-	1,318.90	6,207,460.83
1941	PR	1322997	07/26/22		24563	Zazueta, Robert P. - Payroll Bi-Weekly-Direct Deposit 7/26/2022	-	2,759.65	6,204,701.18
1946	CR	1323487	07/26/22		2708	ANKLAM, MICHAEL & CHERYL -	1,424.44	-	6,206,125.62
1950	CR	1323571	07/28/22		0020266094	SANCHEZ, MICHAEL -	178.62	-	6,206,304.24
1950	CR	1323564	07/28/22		0510602372	VANATTA, DAVIN -	673.73	-	6,206,977.97
1950	CR	1323566	07/28/22		0510602404	MOORE, SCOTT -	14.68	-	6,206,992.65
1950	CR	1323565	07/28/22		0510602423	POLACEK, JEFF -	1,539.89	-	6,208,532.54
1951	CR	1323589	07/28/22		15834	PLANS REVIEW -	125.00	-	6,208,657.54
1951	CR	1323590	07/28/22		15837	PLANS REVIEW -	720.50	-	6,209,378.04
1950	CR	1323569	07/28/22		1759	KARSTADT, MARION -	340.23	-	6,209,718.27
1950	CR	1323570	07/28/22		1941	CAMACHO, ALBERT -	994.00	-	6,210,712.27
1950	CR	1323568	07/28/22		317069	Town of Prescott Valley -	56,000.00	-	6,266,712.27
1950	CR	1323567	07/28/22		40425287	Yavapai Community Health Svcs -	432.00	-	6,267,144.27
1951	CR	1323588	07/28/22		4095	Carino, John & Darlene -	116.41	-	6,267,260.68
1943	GJ	1323437	07/31/22		Cash With Yav Cty	Fire Authority Funding - June, 2022	474,222.50	-	6,741,483.18
1944	GJ	1323440	07/31/22		Cash With Yav Cty	Transfer In - Credit Card Revemie	165,000.00	-	6,906,483.18
<b>CASH WITH YAVAPAI COUNTY TOTALS:</b>							<b>\$3,049,533.46</b>	<b>\$4,125,273.93</b>	<b>\$6,906,483.18</b>
<b>TOTAL OF LEDGER:</b>							<b>\$3,049,533.46</b>	<b>\$4,125,273.93</b>	<b>\$6,906,483.18</b>

**CAFMA-Central Arizona Fire and Medical**  
GL Trial Balance Worksheet  
For The Period of 7/1/2022 through 7/31/2022

Account	Description	Balances				Adjustments
		Beginning	Debits	Credits	Ending	
10.1100.0.0.000	Cash with Yavapai County	\$7,982,223.65	\$3,049,533.46	\$4,125,273.93	\$6,906,483.18	
TOTALS:		<u>\$7,982,223.65</u>	<u>\$3,049,533.46</u>	<u>\$4,125,273.93</u>	<u>\$6,906,483.18</u>	

\* Inactive accounts are marked and appear in grey.

CENTRAL ARIZONA FIRE AND MEDICAL AUTHORITY

Capital Projects Fund FY 22-23

GL #1200

Date	Transaction	Debit	Credit	Balance
07/01/22	Fiscal Year 22-23 Beginning Balance			\$ 6,026,141.00

CENTRAL ARIZONA FIRE AND MEDICAL AUTHORITY  
PSPRS Contingency Reserve Fund FY 22-23  
GL #60.1300.0.0.000

Date	Transaction	Debit	Credit	Balance
07/01/22	Beginning Balance			\$ 2,000,000.00

## SAMPLE

### Central Arizona Fire and Medical Authority

#### FIRE PROTECTION SERVICES AGREEMENT

This Fire Protection Agreement is made effective \_\_\_\_\_, between the Central Arizona Fire and Medical Authority, a political subdivision of the State of Arizona, hereinafter referred to as "AGENCY" and \_\_\_\_\_, hereinafter referred to as the "Applicant." The property under consideration is described as:

Street Address:

Mailing Address:

Contact Phone Number:

Yavapai County Assessor's Parcel Number:

IT IS THEREFORE MUTUALLY UNDERSTOOD AND AGREED AS FOLLOWS:

1) Purpose. AGENCY shall provide fire protection and limited emergency medical services under the terms of this Agreement.

2) Duration and Renewal. The effective term of this Agreement shall be from \_\_\_\_\_ through **June 30, 2019**. The provisions of this Agreement shall renew automatically on July 1 of each year for consecutive one-year terms, unless either party pursues termination of the Agreement pursuant to Paragraph 11.

3) Services Provided. Fire Suppression, Emergency Rescue, and limited Emergency Medical Services (collectively "Emergency Services") will be provided under this Agreement. Unless the Incident Commander (senior AGENCY Officer present) requests additional help, AGENCY shall provide a standard response as determined by AGENCY dispatch protocols on each emergency call from the Applicant, subject to conditions below.

It is intended that the Emergency Services provided under this Agreement shall be made available to the individuals residing at the property described in the Preamble above (the "Property") or invitees of said residents (collectively, "Service Recipients") in conjunction with the above-referenced Property irrespective of whether the Property is owner-occupied or leased. While the Applicant shall be responsible for all fees assessed under this Agreement, AGENCY also reserves the right to invoice any actual Service Recipient for the services provided under this Agreement, according to the fee schedule adopted by AGENCY, as amended from time to time. Said billing shall be in addition to the service fee charged under this Agreement.

In providing services under this Agreement, AGENCY reserves the right to involve such other jurisdictions and EMS or suppression service providers as it deems necessary, consistent with its then current protocol. No assurances are made as to

whether, or to what extent, any such third party providers will respond. Applicant and Service Recipients may be responsible for any additional charges assessed by such other service providers.

Applicant herein acknowledges that AGENCY alone will determine its response to any given incident and that AGENCY alone will determine the number of units and personnel responding to such incident. Applicant further acknowledges that such response is subject to, among others and without limitation, any unforeseen circumstance, a major fire, other accidents, conflicting concurrent calls, reduction in force, road closure, poor road conditions, acts of God, or other situations in which there is a shortage of manpower or equipment. Applicant understands that the response time will likely be extended beyond that which might be regularly expected elsewhere within the jurisdictional boundaries of AGENCY by reason of the distance to and isolation of the Applicant's Property, the limited manpower available, access limitations, road conditions, and the other calls within AGENCY that may take priority, and Applicant hereby consents to the same. In addition, Applicant acknowledges and agrees that AGENCY's response and effectiveness may be limited by a lack of adequate water supply.

Applicant acknowledges and agrees that AGENCY may, in its sole discretion, give priority to other emergency calls either within AGENCY's jurisdictional boundaries or outside AGENCY boundaries, potentially causing a delay in response time. Further, Applicant acknowledges and agrees that AGENCY may, in conjunction with any call to the Property, respond with insufficient equipment or manpower on occasion, either by reason of limited manpower, equipment availability, resource allocation, or by reason of the limited information having been made available to AGENCY in conjunction with the determination of the appropriate response.

Applicant hereby acknowledges that no assurances are given or warranties made as to the response time or service level that will be offered, and agrees to hold the AGENCY harmless from and indemnify AGENCY for any and all damages which might be incurred by Applicant, Service Recipient, to Applicant's Property or to any third party's property or person, including that of any Service Recipient, by reason of extended response times, reduced equipment or manpower response, the decision to involve other service providers, failure to involve other jurisdictions or service providers, AGENCY's decision to allocate resources elsewhere either inside or outside of AGENCY's jurisdictional boundaries, the allocation of manpower or equipment, or other operational decisions which might result in delay or additional loss of life or property.

Further, Applicant acknowledges and agrees that AGENCY shall not be liable for the negligent act or omission of any third party service provider. Applicant also agrees that AGENCY is under no obligation to transport any Service Recipient. Applicant acknowledges that AGENCY does not hold a Certificate of Necessity and does NOT provide ambulance or non-emergency transport services, and that transport services are typically provided through a third party. Applicant, Service Recipient, or both, shall be solely responsible for any and all expenses associated with any transport services utilized by either.



4) Response Time. AGENCY shall make reasonable efforts to respond to Applicant's emergency calls in a manner consistent with then-current agency protocol, subject to the terms and conditions set forth in this Agreement. Applicant hereby acknowledges that response times are subject to variations due to existing weather conditions, road conditions, travel distance, traffic conditions, property identification, conflicting responses, equipment and manpower availability or allocation, and access to Applicant's Property. Applicant acknowledges that because of the substantial distance involved, the minimum response time likely to be experienced by Applicant may exceed that of other recipients within the jurisdictional boundaries of AGENCY, and that no assurances are given by the AGENCY as to what ISO rating might apply to the Applicant's Property.

5) Routing Information. Applicant agrees that it shall provide AGENCY with current routing information to Applicant's Property in a form acceptable to AGENCY Fire Chief, and will endeavor to inform all occupants of subject Property of the proper procedures to follow in case of fire.

6) Access. Applicant hereby specifically acknowledges that standard access roads sufficient to allow AGENCY fire equipment to reach the scenes of emergency calls are a significant factor in AGENCY's ability to respond to emergency calls within a reasonable and expeditious time. If access roadways are not maintained by other public service agencies, the responsibility of providing and maintaining adequate access rests solely with Applicant. Applicant hereby agrees to hold AGENCY harmless from and to fully indemnify AGENCY for any liability or damages arising from any delay which might occur by reason of limited, inadequate or poorly maintained access, inadequate address or access description, or failure of Applicant or the Property to comply with applicable fire codes, building codes, zoning codes or recommendations or requirements made by any agency or AGENCY.

Applicant hereby grants to AGENCY the right of ingress and egress and to enter upon Applicant's Property for purposes of conducting inspections to determine accessibility, and to observe any other matters which may affect AGENCY's ability to provide services under this Agreement. Nothing herein shall be construed as requiring AGENCY to make any such inspection, or to require that AGENCY report to the Property owner in regard to any accessibility issues.

7) Compensation; Calculation; Payment. As consideration for AGENCY's provision of Emergency Services under this Agreement, Applicant shall pay to AGENCY a sum (the "Service Fee") equal to the amount which would be paid if the Applicant's Property was located in and taxable by the respective fire district (either the Central Yavapai Fire District or the Chino Valley Fire District) which would otherwise contract to provide such services to Applicant at that fire district's then current tax rate, any applicable bond debt servicing rates, plus an administrative fee equal to \$50.00 as modified from time to time. The Service Fee shall be owed to AGENCY by Applicant even if there is no current county tax assessed on the Property: by reason of the fact that the property is considered to be non-taxable; because no net assessed value has

been established; or for any other reason. In that event, for the purpose of calculating the Service Fee to be paid by the Applicant, 10% of the full cash value as indicated by the county assessor's office may be used as the assessed value, or if the full cash value is not available, the value of the property shall be established by way of appraisal conducted by a duly-licensed real estate appraiser provided by and solely at the cost of Applicant.

If the property is appraised, the assessed value will be 10% of the appraisal. The then current fire district tax rate shall be applied to said property value, plus any then-applicable bond debt service rates and an administrative fee equal to \$50.00. If for some reason the current assessed value information is unavailable, then the Service Fee under this contract, as renewed, will be equal to the Service Fee charged for the immediately preceding service year, plus 10%, until such time as the current property value information becomes available, at which time the fee for the then-current year shall be recalculated and an adjustment to the Service Fee made.

Payment shall be due when this Agreement is signed; alternatively, payment arrangements may be approved in the sole discretion of AGENCY for quarterly payments with the first payment being due and payable simultaneous with the execution of this Agreement and thereafter on the first day of each subsequent quarter. Any payment not received within 30 days of the due date will be considered in default and may result in the termination of this Agreement. For the initial term of the Agreement, the parties agree that the fee shall be \$«F17», but that such fee may be prorated (based on 12 months).

In the event of termination of this Agreement due to non-payment by Applicant of the agreed Service Fee within 30 days of due date, Applicant must reapply for Emergency Services pursuant to a new Agreement. In such event, the only option for payment under such new Agreement shall be for payment of all monies due in full at the time of execution of the new Agreement; other payment arrangements will only be considered upon renewal of the Agreement after completion of the initial term of the new Agreement.

The Service Fee paid to AGENCY by Applicant pursuant to this Agreement shall be considered earned by AGENCY when paid, and shall not be conditioned upon or modified by reason of the number of responses made by AGENCY to the Applicant's property during the term of this Agreement. While Applicant shall be responsible for all Service Fees assessed under this Agreement, AGENCY also reserves the right to invoice any actual Service Recipients for the services provided under this Agreement according to the then-current fee schedule adopted by AGENCY, as amended from time to time. Said invoice shall be in addition to any Service Fee due under the terms of this Agreement.

8) Insurance. Applicant shall provide AGENCY with a current certificate of liability and hazard insurance, together with the name and address of insurance agent, name of insurance company providing coverage, and insurance policy number.

9) Waiver and Disclaimer of Liability. Applicant agrees that AGENCY shall not be liable for any consequential damages to Applicant or any Service Recipient, including but not limited to any lost income or profits suffered by Applicant or any Service Recipient. In consideration of AGENCY's agreement to provide services under the terms of this Agreement, Applicant agrees to hold AGENCY harmless and hereby releases AGENCY from and indemnifies AGENCY for any and all claims, demands, liability and causes of action that may arise as a result of AGENCY providing the services described herein. Applicant specifically agrees to hold AGENCY harmless from, in addition to the foregoing, any claims, demands, liability or causes of action which might arise out of AGENCY's inability to provide, or any delay or limits in providing services, due in whole or in part to the conditions spelled out in Sections 3, 4, 5, and 6 of this Agreement.

10) No Third-Party Beneficiaries. This Agreement will be for the benefit of the parties named herein only and shall not be construed as having been entered into for the benefit of any third party.

11) No Warranties. Nothing herein shall be construed as a warranty by AGENCY against damages, whether to real property or personal property, which may result by way of fire, injury to a person, by accident or any other emergency occurring on Applicant's Property.

12) Limitation of Damages. In the event of breach or non-performance by AGENCY, Applicant's sole remedy shall be limited to the termination of this Agreement and refund of any unearned fees for that current contract year, the parties hereto having agreed that said fees are a reasonable amount of damages. This limitation of damages shall bind, without limitation, Service Recipients, family members, legal representatives, assigns and successors in interest of the Applicant. The waiver, hold harmless and indemnification provisions of this Agreement are for the benefit of AGENCY and shall survive the termination of this Agreement.

13) Termination. Either party may terminate this Agreement by thirty (30) days' written notice of termination delivered to the other party at these addresses:

For AGENCY:

Central Arizona Fire and Medical Authority  
8603 E. Eastridge Drive  
Prescott Valley, AZ 86314

For Applicant:

\_\_\_\_\_  
\_\_\_\_\_

In the event of termination of this Agreement after the Applicant has paid the required payment due for that term, AGENCY shall return funds to the Applicant prorated on a per day basis for the period after the date of termination.

In the event Applicant sells the subject property or otherwise disposes of the same, this Agreement will terminate immediately upon notification from the Applicant of same; provided, however, that the indemnification requirements imposed on Applicant under this Agreement for incidents occurring during the term of this Agreement shall survive the termination hereof. Nothing herein shall prevent AGENCY from negotiating a new emergency services Agreement with the new owner of the subject property.

14) Cancellation Due to Conflict. AGENCY may cancel this Agreement pursuant to the mandates of A.R.S. §38-511.

15) Severability. If any provision of this Agreement shall be held to be unconstitutional, invalid, or unenforceable, it shall be deemed severable; however, the remainder of the Agreement shall not be affected and shall remain in full force and effect.

16) Fire Code Compliance. Applicant hereby specifically acknowledges that all operations and activities, as well as new construction, and remodel of structures when applicable, will be in compliance with AGENCY's adopted Fire Code.

The undersigned warrants to AGENCY that the Applicant has the power to enter into this Agreement and that all necessary acts have been taken to enter into this Agreement.

APPLICANT

By \_\_\_\_\_  
Date

CENTRAL ARIZONA FIRE & MEDICAL  
AUTHORITY

\_\_\_\_\_  
Board Chair Date

ATTEST:

By \_\_\_\_\_  
Date

\_\_\_\_\_  
Board Clerk Date

	LOCATION	ADOT	PRESCOTT VALLEY	Grand Total				
1	FLORENTINE RD & NAVAJO DR		4	4	PHASE 3	P.V.		
2	FLORENTINE RD & ROBERT RD		4	4				
3	FLORENTINE RD & WINDSONG DR		4	4				
4	GLASSFORD HILL RD & CENTRE CT		4	4	PHASE 2		P.V.	
5	GLASSFORD HILL RD & FLORENTINE RD		4	4				
6	GLASSFORD HILL RD & GRANVILLE PKWY		4	4				
7	GLASSFORD HILL RD & LAKESHORE DR		4	4				
8	GLASSFORD HILL RD & LONG LOOK DR		4	4				
9	GLASSFORD HILL RD & SANTA FE LOOP RD		4	4				
10	GLASSFORD HILL RD & SPOUSE DR		4	4				
11	GLASSFORD HILL RD & SUNDOGS BLVD		4	4				
12	LAKE VALLEY RD & FLORENTINE RD		4	4	PHASE 3			P.V.
13	LAKE VALLEY RD & PAV WAY		4	4				
14	LAKESHORE DR & WINDSONG DR		4	4				
15	MAIN ST & FLORENTINE RD		4	4				
16	NAVAJO RD & YAVAPAI RD		4	4				
17	ROBERT RD & LAKESHORE DR		4	4				
18	ROBERT RD & LOOS DR		4	4				
19	ROBERT RD & SPOUSE DR		4	4				
20	ROBERT RD & YAVAPAI RD		4	4				
21	S.R. 69 & MAIN ST	4		4	PHASE 1	ADOT		
22	S.R. 69 & BRADSHAW MOUNTAIN RD	4		4				
23	S.R. 69 & DIAMOND DRIVE	4		4				
24	S.R. 69 & ENTERPRISE PARKWAY	3		3				
25	S.R. 69 & FAIN RD	4		4				
26	S.R. 69 & GLASSFORD HILL RD	4		4				
27	S.R. 69 & KACHINA PL	4		4				
28	S.R. 69 & LAKE VALLEY RD	4		4				
29	S.R. 69 & MAIN ST	4		4				
30	S.R. 69 & NAVAJO DR	4		4				
31	S.R. 69 & PRESCOTT EAST HWY	4		4				
32	S.R. 69 & ROBERT RD	4		4				
33	S.R. 69 & S.R. 169	4		4				
34	S.R. 69 & STONERDIGE DR	4		4				
35	S.R. 69 & SUND OG RANCH RD	4		4				
36	S.R. 69 & WINDSONG DR	4		4				
37	S.R. 89A & FAIN RD	4		4	PHASE 3	P.V.		
38	S.R. 89A & GLASSFORD HILL RD	4		4				
39	S.R. 89A & VIEWPOINT DR	4		4				
40	VIEWPOINT DR & FRONTAGE		4	4				
41	S. R. 89 & 2 SOUTH	4		4	PHASE 2	ADOT		
42	S. R. 89 & 1 SOUTH	4		4				
43	S. R. 89 & CENTER ST	4		4				
44	S. R. 89 & 1 NORTH	4		4				
45	S. R. 89 & 2 NORTH	4		4				
46	S. R. 89 & 3 NORTH	4		4				

PHASE 1	16	INTERSECTIONS	\$ 96,544	\$ 139,704
	13	VEHICLES	\$ 43,160	
PHASE 2	14	INTERSECTIONS	\$ 84,476	\$ 117,676
	10	VEHICLES	\$ 33,200	
PHASE 3	16	INTERSECTIONS	\$ 96,544	\$ 129,744
	10	VEHICLES	\$ 33,200	
TOTAL PROJECT COSTS			\$ 387,124	
TOTAL PROJECT COSTS AFTER PROMOTIONAL DISCOUNTS			\$ 312,898	

TOTAL PROJECT COSTS IF PURCHASED AFTER SEPT. 15, 2022		\$	394,367
SAVINGS IF PURCHASED BEFORE SEPT. 15, 2022		\$	81,469

INTERSECTIONS		\$	6,034.00	PER INTERSECTION
17	ADOT Intersections (Prescott Valley)	\$	102,578.00	
6	ADOT Intersections (Chino Valley)	\$	36,204.00	
2	ADOT Intersections (Other)	\$	12,068.00	
21	Town of PV Intersections	\$	126,714.00	
9	Buy 5 Get 1 Free Promotion Intersections	\$	(54,306.00)	
55	TOTAL INTERSECTIONS	\$	223,258.00	

VEHICLES		\$	3,320.00	PER VEHICLE
15	Type 1 engines	\$	49,800.00	
1	Truck Co.	\$	3,320.00	
2	Type 3 engines	\$	6,640.00	
9	Type 6 engines	\$	29,880.00	
4	Rescues	\$	13,280.00	
2	Battalion Chief Vehicles	\$	6,640.00	
6	Buy 5 Get 1 Free promotion Vehicles	\$	(19,920.00)	
33	TOTAL	\$	89,640.00	