

AGENDA

**Central Arizona Fire and Medical Authority
Central Arizona Fire and Medical Authority Board of Directors
CA Regular Meeting
Monday, September 26, 2022, 5:00 pm - 6:00 pm
Central Arizona Fire and Medical Authority, Administration, 8603 E. Eastridge Drive,
Prescott Valley**

NOTICE OF MEETING

Pursuant to A.R.S. § 38-431.02, notice is hereby given to the members of the Central Arizona Fire and Medical Authority Board of Directors and the general public that the **Central Arizona Fire and Medical Authority** will hold a meeting open to the public on **Monday, September 26, 2022 at 5:00 p.m.** The meeting will be held at **Central Arizona Fire and Medical Authority, Administration, 8603 E. Eastridge Drive, Prescott Valley, Arizona.** The Board may vote to go into Executive Session on any agenda item, pursuant to A.R.S. §38-431.03(A)(3) for discussion and consultation for legal advice with Authority's Attorney on matters as set forth in the agenda item. The following topics and any variables thereto, will be subject to Board consideration, discussion, approval, or other action. All items are set for possible action. Members may attend in person or via remote methods of communication.

1. CALL TO ORDER / ROLL CALL OF BOARD MEMBERS
2. PLEDGE OF ALLEGIANCE
3. CORRESPONDENCE AND PRESENTATIONS

- A. County and Town Current Events Summaries
- B. Letters from the Public and Board Recognition

4. REPORTS

Reports are informational only. Any item articulated in the reports is subject to clarification, discussion, and direction by the Board; no action will be taken.

- A. Board Member Reports
- B. Division Reports

5. CALL TO THE PUBLIC

In accordance with A.R.S. §38-431.01(H) the Central Arizona Fire and Medical Authority Board has decided to allow public comments as time permits. Those wishing to address the Board regarding an issue within the jurisdiction of this public body may do so by completing a *Call to the Public* form and submitting it to Staff. Speakers are limited to three (3) minutes, but may submit written comments for Board records. Call to the Public shall not exceed 30 minutes per meeting. Board members shall not discuss or take legal action on matters raised during an open call to the public, but may ask Staff to review a matter or may ask that a matter be placed on a future agenda.

6. CONSENT AGENDA

All matters listed under consent agenda are considered to be routine by the Central Arizona Fire and Medical Authority Board and will be enacted by one motion. There will be no

separate discussion on these items. Any item may be removed by a Board member and will be considered separately for motion, discussion, and action.

- A. Approve Joint Special Budget Meeting Minutes - May 23, 2022
 - B. Approve Regular Session Minutes - August 22, 2022
 - C. Approve General Fund Financial Statements
 - D. Approve Fire Protection Agreements: Spahr
7. VOTE TO GO INTO EXECUTIVE SESSION
- A. Legal Advice Pursuant to A.R.S. §38-431.03(A)(4) Regarding SpeedConnect Sublease Agreement
 - B. Legal Advice Pursuant to A.R.S. §38-431.03(A)(4) Regarding Priority Ambulance Contract
8. OLD BUSINESS
- A. Discussion and Possible Action Regarding the SpeedConnect Sublease Agreement
 - B. Discussion and Possible Action Regarding Priority Ambulance Contract
9. ADJOURNMENT

Disabled persons needing reasonable accommodations should call 928-772-7711 prior to the scheduled meeting.



SEDONA FIRE DISTRICT

2860 SOUTHWEST DRIVE ~ SEDONA, AZ 86336 ~ TEL: (928) 282-6800 ~ FAX: (928) 282-6857

www.sedonafire.org

Central Arizona Fire and Medical Authority
8603 E. Eastridge Drive
Prescott Valley, AZ 86314

August 15, 2022

Dear Chief Freitag,

Thank you for participating in the Sedona Fire Chief Assessment Center August 11-12, 2022. Your knowledge, experience, and the valuable feedback you provided helps maintain the high standard we hope to achieve in our recruitment and promotional processes.

This internal application process was on an aggressive timeline and could not have been achieved without a dedicated and collaborative effort by staff, the community, and neighboring agencies. Sedona Fire District values this relationship and is honored by the overwhelming response to our request for evaluators in filling this most important role. The candidates exceeded our expectations, and we look forward to the next chapter in Sedona Fire Leadership.

We welcome hearing your impression of the Assessment Center and the process in general as we aim for continual improvement for future recruitments. We value our continued partnership as expansion, growth, and changing needs will challenge all of our resources and ability to respond effectively. If we can be of assistance to your organization, do not hesitate to ask.

Respectfully,

Heidi J. Robinson

Director of Administrative Services
Sedona Fire District

Keona Freeman

Human Resources Analyst
Sedona Fire District

**Please join us as we celebrate the retirement of Chief Jon Trautwein as he retires from 30 years of service on September 1, 2022, at 3:00pm in the Station 1 ambulance bay.*

From: [Denise Krizo](#)
To: [Kathy Goodman](#)
Subject: Voicemail from yesterday - 09/11/2022 at 7pm
Date: Monday, September 12, 2022 2:50:13 PM

Hi Kathy,

We received a call yesterday evening at 7pm from Elaine Liner. She had just finished watching the 9/11 program on Channel 5 and wanted to call to thank the firefighters the work they do. She said "God bless to the firefighters and their families for having the strength and resolve to do the job. To be careful and take care."

Sincerely,

Denise Krizo

Administrative Specialist
Central Arizona Fire and Medical Authority
[8603 E. Eastridge Drive](#)
[Prescott Valley, AZ 86314](#)
PH: (928) 772-7711
Monday – Thursday 7 a.m. – 5 p.m.
[cazfire.gov](#)

To avoid inadvertent creation of a quorum and/or a serial meeting issue and to avoid liability for a potential violation of open meeting law, do not respond to all or forward to all fire board members from this email, and do not share opinions or discuss the substance of this matter with other fire board members by response to this email.

This communication may contain confidential and/or proprietary information and may not be disclosed to anyone other than the intended addressee. Any other disclosure is strictly prohibited by law. If you are not the intended addressee, you have received this communication in error. Please notify the sender immediately and destroy the communication including all content and any attachments.

Thank you.

KAIROS

HEALTH ARIZONA, INC.

In cooperation with the Trust

kairos -/kai-räs/ noun, a propitious moment for decision or action.

Dave,

Thanks for taking a full day to participate in the Kairos strategic planning session. We've done some really cool stuff for Arizona public entities under your leadership. And I believe we're just getting started. Better things to come.

Sincerely,
John Tolton



August 31, 2022

Fire Marshal Rick Chase
Central Arizona Fire and Medical Authority
8603 E. Eastridge Drive
Prescott Valley, AZ 86314

Dear Agency Representatives of Yavapai Firewise/PAWUIC,

Though this is seriously delayed in getting to you, we sincerely thank you for your dedication to the safety and welfare of Yavapai County through your work with both individual communities and the organization of Yavapai Firewise/PAWUIC. Your participation in the recent Wildfire EXPO is greatly appreciated. The day was a wonderful success giving residents of the county and visitors a chance to interact with you as one of our many supporting agencies and the devoted volunteers, who work together to sustain the lifestyle we have chosen.

Through the combined efforts of the agencies, the community volunteers and Yavapai Firewise/PAWUIC, our communities continue to create defensible space and educate property owners about the need to protect our environment as well as our first responders. You are irreplaceable and the information you provide to our membership and other community members at monthly meetings and at special events like the Wildfire EXPO, is so necessary toward the improvement and sustainability of the communities in Yavapai County. The open communication between agencies and community members helps all of us be prepared before, during and after a wildfire event.

Thank you for your support. We look forward to working with you through the coming years.

Sincerely,

Shirley Howell
Chairman

Lois Hoskinson
Administrator

PRESCOTT AREA WILDLAND URBAN INTERFACE COMMISSION

P.O. Box 11085 Prescott, AZ 86304

Office: 928-277-8032

yavapaifirewise**•org**



THANK YOU

THANK YOU FOR ALL YOU DO!!!

Rick





DIVISION REPORTS

REPORTED TO THE
CENTRAL ARIZONA FIRE AND MEDICAL AUTHORITY
BOARD OF DIRECTORS

Chief's Report

By Fire Chief Freitag

Pain is a terrible thing. And, when a person has been in pain for nearly two years it can, and will, have an impact not only on their physical wellbeing, but on their mental/emotional wellbeing as well. With that said, I am happy to report that my back surgery went really well. As I write this report, I have some surgical discomfort, but all the other issues associated with my nerves being compressed have subsided. I do still have to address my new diagnoses of Rheumatoid Arthritis, but for now my Orthopedic Physician has me on a course of meds that have things in check. Finding an RA doctor, as I am told, is like finding a unicorn.

The lack of sleep over the last several years has certainly had an impact on my mental state. Fortunately, now that I can sleep again and I am not in severe pain, I feel like I have emerged from a bit of a fog. The good thing is that I feel I have a better sense of things, a better perspective, and am ready to reengage at the high level you expect from me. That said, I think Staff prefers a more subdued me 😊 They all agree that CAFMA needs to continue progressing, so onward and upward!

Our contract talks with Priority Ambulance continue to go well. I am hoping that we have a draft contract for you to begin reviewing by this Board meeting, however the document is in the hands of our attorney, as well as Priority's attorney. The plan remains to send the draft to the Bureau of EMS for a cursory review before a final document is submitted. It's a bureaucratic thing...

We would like to have a contract in place ASAP so Priority can scale and begin full operations in the next 60-90 days. I know, I've been saying 60-90 days for the last 60-90 days. It is frustrating, but things are moving at the speed of government which is not the speed with which CAFMA moves. In the intervening time, our Rescues have been running and transporting more regularly.

Staff met with Priority's manager for our area recently to discuss a temporary joint staffing model. This is something we had explored with AMR at one time as you may recall. The first time we brought the idea to AMR, they walked away and would not return our calls. They did not want to have a serious dialogue about the concept until Priority had submitted their CON. Unfortunately, by that time we had learned more about some of AMR's internal businesses practices and determined that their business model was not inline with our core values. I am not accusing them of wrongdoing, but there are some practices they use that we feel/felt could put our medics and our Agency at odds with our principles.

We have reviewed Priority's operations and practices using our values and philosophies as the benchmark. In our opinion, Priority and CAFMA are more in line with each other, and we believe that a joint operation, on a temporary basis, would prove successful while adding needed resources to the system. It would definitely relieve some of the current stress on our crews and Battalion Chiefs.

On my way back from Fire School, I heard some radio traffic that concerned me. Our Dispatch Center was trying to raise AMR units on the radio; however, AMR was not responding. In one



DIVISION REPORTS

REPORTED TO THE
CENTRAL ARIZONA FIRE AND MEDICAL AUTHORITY
BOARD OF DIRECTORS

instance, a Priority Ambulance may have been a closer unit, but the AMR unit wouldn't respond over the radio. For their part, AMR Dispatch advised PRCC that they were not tracking the unit and did not know where it was.

I contacted Chief Niemynski the following morning to ask if he had heard of similar issues. He advised that he was aware and had a conversation with AMR management the week prior. During that meeting, concerns regarding crews not monitoring our radio channels were somewhat dismissed by AMR officials.

I directed Chief Niemynski to send an email to AMR management advising that they either needed to monitor our channels, or they would no longer be dispatched within our jurisdictional boundaries. We can point to countless numbers of injuries or deaths in emergency services as a result of missed radio traffic. To that end, units responding within our area who do not listen to or respond on our channels is a significant safety issue.

Fortunately, AMR did follow up with Chief Niemynski after receiving his note and worked with him to address our concerns. We do understand that AMR has a lot of new crews so there may still be a few missteps; however, since their conversation, the issues with radio traffic have improved.

We were not able to have our Labor/Management meeting in September because of Fire School and surgery, however labor and management have been in communication with one another. Things are going well with the new Chapter E-Board, and we are excited to work with them.

A number of Staff will be in Peoria for training during the Board meeting. This is mandatory accreditation training for any agency who intends to pursue accreditation. As we've discussed since the formation of CAFMA, the Board and Staff feel that attaining our accredited status again will be beneficial for our Agency as well as our community. This training is the first step in moving that direction.

I will attend the Board meeting virtually as we will be in Peoria through Wednesday. I will be in the office on a limited basis the week of the 19th. How much I am there will be determined by the discomfort from surgery.



DIVISION REPORTS

REPORTED TO THE
CENTRAL ARIZONA FIRE AND MEDICAL AUTHORITY
BOARD OF DIRECTORS

Administration

By Assistant Chief Tharp

As we have migrated through the Microsoft 365 upgrade, the domain and email conversion to a governmental identified process, and eventually through an MFA (multifactor authentication) security upgrade, (yes, this means we will be having to use login tokens or sent passcodes to login - a quick shout-out to the Tech Services Division for all their hard work). It always amazes me how much we are reliant on technology today. We awake and check our phones for work email, personal emails, social media, and/or messages. We listen to music or podcasts via accounts while we work out, we make phone calls via contacts, we check and adjust staffing via web-based sites, we process payroll, edit documents, create files, maintain records, assist customers, review businesses, make orders, apply for positions, update calendars, create events, submit changes, review mapping, ask for work orders, transmit and receive radio transmissions, monitor asset locations, and even convert digital to physical documents via any printer in the Agency – all through tech services. It is moments like this when you realize how fragile your world is without IT, how slowly and inefficiently work would progress, and how much we should appreciate the efforts of our Tech Services Division. It is miniscule considering what you do – “thank you” for the positive effect on our personnel, Agency, and community partners.

Six months after the closure of our Certificates of Participation (COP) process that resulted in paying down (*not paying off*) our PSPRS unfunded liability in the amount of \$42,178,027.54 and creating a Pension Contingency Reserve Fund of \$10 million, we realized that we were not seeing any return on investment from holding our funds with the Yavapai County Treasurer’s Office. Keep in mind that our Capital Reserve and General Fund do accrue interest throughout the year (FY 2022 it was around \$34,000) – but we had accrued nothing on \$10 million. We had even discussed having the county invest the fund into the LGIP (Local Government Investment Pool) where we would earn 0.1 to 2%, depending on the economy. However, I proposed to the Board of Directors, and they approved, allocating \$8 million of the \$10 million to be restricted into an IRS 115 Trust. This account not only allows for different investing options, is protected by the State of Arizona through legislative language, but also assures that future boards and future laws or mandates cannot touch those funds except for their intended use of PSPRS and ASRS pension liabilities.

I will admit that I was glad to move those funds into a more secure opportunity to see some return on investment, especially because we are paying just under 2.9% on that \$53.3 million dollar loan. Full disclosure, I expected maybe a 3.5% ROI (return on investment), but due to the market, the economy, and inflation it has been a gut-wrenching ordeal to watch what has happened. The first month, the account lost \$161,876, it gained \$13,080 the second month, lost \$349,909 the third month, and gained back \$341,253 in the fourth month. The account balance is still less than the original investment of \$8 million (\$7,835,653 as of July 31), but I am hopeful that recent investment changes will level out the volatility and get us moving back towards the positive, even if it is a slow climb. Retrospectively, in the short term, I should have left the money with the Treasurer’s Office, no gain, but no loss either; however, I am confident that this fund will continue to grow over time to create financial balance, pension security, and taxpayer savings for CAFMA.



DIVISION REPORTS

REPORTED TO THE
CENTRAL ARIZONA FIRE AND MEDICAL AUTHORITY
BOARD OF DIRECTORS

August 2022 RECORDS REQUESTS

Record Type	Received	Pending
EMS	3	1
Environmental	4	0
Fire	4	0
Incident	2	0
Public Record	5	0
Totals	18	1

LEGAL FEES

Chino Valley Fire District

There are no legal fees to report for the month of August.

Central Yavapai Fire District

There are no legal fees to report for the month of August.

Central Arizona Fire and Medical Authority

There are no legal fees to report for the month of August.



DIVISION REPORTS

REPORTED TO THE
CENTRAL ARIZONA FIRE AND MEDICAL AUTHORITY
BOARD OF DIRECTORS

Operations

By Assistant Chief Feddema

In August I had the opportunity to travel to Columbus Ohio to help lead a Mighty Oaks First Responders Legacy Program. This program was established in 2012 to help reduce veteran suicide. The program was expanded several years ago to allow first responders to attend. The program is one week-long and helps provide an opportunity for first responders and veterans to navigate some of life's challenges along with individuals with a common bond. We have had several members of CAFMA attend the program and it has been very educational to work through the leadership phases. It helps build a foundation of resiliency to help individuals create a vision for the future.

After returning from the Mighty Oaks, the second week of September was spent helping coordinate the Arizona State Fire School. Over 700 students attended Fire School from around Arizona. Chief Parra was also down helping with the event and spent his time at the Phoenix Fire Training Academy helping with the program. We also had several members of CAFMA attending classes that included leadership training and hands-on training. The event went very well, despite some of the challenges we have faced the past several years due to COVID.

The firefighter testing is going well as we have had a good number of applications this time around. We are just under 80 applications for the position of Firefighter. The Academy will start in November and may be up to 15-weeks, depending on the qualifications of the applicants. We made an adjustment to the requirements to try and open opportunities for people to apply. The Academy helps prepare them for their career and ensures they are prepared to work for CAFMA. We are looking forward to the support they will bring to Operations as we lost several individuals this past year that were not planned. Chief Parra and Captain Merrill have also made small adjustments to improve the quality of the Academy and are looking to make additional changes in the future. The changes we are looking at in the near future may help our hiring process by reducing some of the qualifications an individual has to have when they apply and providing this training in a future academy. As the reality of the Fire Service changes and evolves, we will continue to adjust to ensure long-term success.



DIVISION REPORTS

REPORTED TO THE
CENTRAL ARIZONA FIRE AND MEDICAL AUTHORITY
BOARD OF DIRECTORS

EMS Report

By EMS Chief Niemynski

CAFMA transported 15 patients in our Rescues during the month of August 2022. The total number of Rescue transports from 07/01/2021 – 09/12/2022 equals 223 times. CAFMA continues to send in our paramedics on BLS AMR ambulances. 07/01/2021 - 9/12/2022 we sent in a paramedic over 1762 times to support a BLS ambulance from AMR. This is something we will continue to do as it is what is best for our citizens; however, we will be invoicing them our Type One engine fee of \$550 later in the month of September.

The two Lifepak 15 heart monitors have been ordered and will take several months to be shipped.

The next step in our CON process is a notice for hearing which can be expected very soon. AZDHS was waiting on some clean maps that we provided today so this should now move forward.



DIVISION REPORTS

REPORTED TO THE
CENTRAL ARIZONA FIRE AND MEDICAL AUTHORITY
BOARD OF DIRECTORS

Planning and Logistics By Assistant Chief Rose

FACILITIES

The roof is finally underway at Station 57 and the hope is that it will be wrapped up in a couple weeks. However, the doors were pushed out until mid-month due to some missing parts in the shipment.

Additional great news is that we are making more progress to get the Station 58 gym expansion moving forward. Final details have been resolved in order to get everything submitted for the required permitting. Hopefully, we will have the approval within the month then can get on the schedule to get it underway.

We are still waiting on the production of the stainless-steel countertops for Station 54. Final measurements and drawings were confirmed a couple weeks ago; they were unable to give me an ETA at this time.

Both Station 54 and Station 53's radiant tube heater upgrade is still in the process of getting quotes. We received one and are waiting on a second one in another week.

Our work was cut out for us due to all of the rains at the tower locations, along with providing a little assistance at a couple stations and CARTA with weed trimming. We currently have regular pre-emergent spraying at CARTA, but plan to extend that out to all the stations to help reduce the significant weed issues during the monsoon seasons. Hopes are that it will help reduce some of the workload on the stations each year.

Station 57 also had to have their fire sprinkler system drained and outdated heads replaced. In addition, Station 62 was in need of a sprinkler in their riser room that was not up to code. This doesn't seem like much, but it is a bit of a process to drain the whole system for the repairs then recharge.

As always, routine maintenance is ongoing, but in addition to that we have had about 75 work orders resolved since July 1st.

FLEET

Projects:

NEW TYPE 1 ENGINES:

The new pumpers are still on schedule for a November completion and December delivery. Currently, Warehouse staff has been working hard to secure the new equipment for these units.

STAFF VEHICLES:

We have taken delivery of 3 new RAM 2500 4x4 trucks for Prevention and Tech services. Decals have been installed and camper shells and slide out units have been ordered. We hope to have these units in service by the end of September.



DIVISION REPORTS

REPORTED TO THE
CENTRAL ARIZONA FIRE AND MEDICAL AUTHORITY
BOARD OF DIRECTORS

UTV:

A new UTV was ordered and looks to be here by November of this year. It will be outfitted the same as the last unit Fleet built for 540 in Battalion 6. This unit will be placed at Station 63. The UTV trailer was purchased and has been outfitted for transport of the UTV in and out of District.

NEW RESCUE UNITS:

The last of our Rescue units was delivered to Fleet. Decals have been installed as well as the other components such as the Stryker cot mount and Tech Services equipment. We hope to have this unit in service in the next couple weeks. It will be placed at station 61 as Rescue 61.

WAREHOUSE DELIVERY TRUCK:

The new delivery truck for the warehouse that was ordered in our 2021-2022 budget year was picked up by our Warehouse personnel and delivered to Fleet last month. It has had its new decals installed and foldable shelving was ordered for the truck as well. We hope to have this unit in service this month as well.

Maintenance and Repair:

Frontline engines have been coming into Fleet for normal preventive maintenance and repair. Annual pump tests are almost complete for the year on these units and water tenders. We haven't really had any major routine repairs to speak of, but Fleet has been busy repairing some body damage to two of our frontline engines. E-58 had damage to the right-side gull wing compartment. Fleet has been busy removing all damaged components and getting the unit ready for body work and paint. We hope to have this unit complete by the first part of October. E-53 had damage to the right rear body door. All damaged components have been removed and we are currently waiting on a new door assembly. It has also been a busy wildland season once again. As the personnel return from off-district assignments, the vehicles that they take are returned to Fleet for an inspection, any needed repairs and service when needed. After units are re-readied, they are placed back as available for off-district response.

PREVENTION

We're excited to see the school year start back up and the CAFMA Fire Pals getting prepared for this year's lessons. The fire and life safety lessons begin in September after all the schedules were made in August. Thank you to Administrative Specialist Nicole Engel who has stepped in to oversee the Fire Pal program. Nicole did a great job of creating updated handouts for the classroom lessons. Several local event checks have been submitted and reviewed for safety and code compliance. This process ensures the overall safety to folks attending and staffing the events. National Night Out took place at the Prescott Valley Civic Center; it had great turn out and we offer a big thank you to all Staff on and off-duty who attended.

Several large commercial projects have either broken ground or are preparing to break ground soon. Some of those include the Granite Mountain Apartments, Crownpointe Apartments, Legado project, Crossings Apartments, and two large self-storage projects. School inspections have started, and they are very time consuming as all of the campus building's interiors and exteriors need to be inspected. It was nice to see all of the monsoonal rain this year. Between that and people being more cautious, wildland fires were at a minimum. Even as the economy seems



DIVISION REPORTS

REPORTED TO THE
CENTRAL ARIZONA FIRE AND MEDICAL AUTHORITY
BOARD OF DIRECTORS

to be slowing down slightly, we are still seeing a large quantity of fire protection and building plans continue to be submitted for review.

TECHNICAL SERVICES

Migration – We have (mostly) completed our migration from CAZFIRE.ORG to CAZFIRE.GOV. This has also included a migration to Office 365 and an internal Windows Domain migration. We are still working through some final issues but hope to be fully completed by the 15th of September.

YCSO – YCSO was impacted by the major storm in southwestern Yavapai county on the weekend of September 2nd. Tony Frazier and Dave Legge helped to get their operations in Bagdad, AZ back up and running after a power outage left them without radio communications. This outage impacted large portions of the area, even causing issues for DPS.

Wireless – We ended up selecting a new wireless hardware vender (Aruba) after the one we ordered earlier this year kept pushing us back to the middle of 2023 for delivery. We received the equipment within 72 hours and are planning a rollout for October.

WAREHOUSE

The Warehouse Division has been working in daily operation mode. Between vacations and one of our team members being on paternity leave, we have been running short-handed for about three weeks. We anticipate getting back into full swing of hose testing, etc., by mid-September.

We have completed hose testing on all but one water tender and one front line engine. Once completed, we will finish up with the CARTA training engine. This should be completed by end of September.

The Warehouse completed the August monthly inventory with less than a 1% error. The few items were adjusted accordingly, which put us back at 100% accuracy.

This weekend, the Warehouse will be participating in the Healing Field set up. We will be taking all the flags, rebar, and boots to the Civic Center and have them there by 0530. This is an annual event that Warehouse personnel participate in for our community. A big thank you to Josh, Jake, and Ivonne for their help in this!

We continue to work on building the engine equipment for the new apparatus coming at the end of the year. This has been an ongoing process. We are approximately 75% done with the one new complete engine.

We met with the Blauer uniform rep this last week. We are wear testing uniform duty pants that will replace the Crewboss pants that we have had issues with for several years now. These are less expensive and readily available. Chief Parra will be giving the feedback on these. In addition, we are wear testing duty shorts and four new jackets. If we move forward with these items, it will streamline our process quite a bit with uniform apparel.



DIVISION REPORTS

REPORTED TO THE
CENTRAL ARIZONA FIRE AND MEDICAL AUTHORITY
BOARD OF DIRECTORS

Training By Training Chief Parra

September has been a busy month of training. We started the month with the 48th annual Arizona State Fire School. Approximately 750 students attended the 34 courses that were offered this year. Firefighters from around Arizona and the Southwest came to attend training that ranges from basic firefighting skills for volunteers to leadership training for new Fire Chiefs. Chief Feddema and I had the opportunity to coordinate two classes for the Arizona State Fire Training Committee in Phoenix and Mesa this year, while Chief Freitag assisted in the new Fire Chiefs leadership course.

We have also begun our Quarterly Training which consists of joint exercises with the Prescott Fire Department as well as other surrounding agencies. The training is taught by Training Officers from the Prescott Fire Department and CAFMA. Quarterly Training is a critical component to ensuring the uniform operations of the agencies in this area, and also satisfies our ISO (Insurance Services Office) requirements as well. Each year, crews are required to complete a number of training events, one of which is a live fire, multi-company, night drill. There is always risk associated with training; however, our live fire evolutions are the most regulated. We put a lot of emphasis on ensuring compliance with the 1403 live fire burning regulations to help ensure safe training exercises. Our Training Officers also go through specific training to perform these drills. The first quarter will start with vehicle extrication, stabilization, and patient removal. Along with this is a focus on hybrid vehicles and the difficulties associated with them.

Other events on our calendar include:

- Quarterly Training
- BLS/EMT Recertification training
- Yavapai College Firefighter I & II
- Forcible Entry drop-in training
- Firefighter Testing
- Monthly HAZMAT Technician and Technical Rescue Technician training
- Civil Support Team drill



DIVISION REPORTS

REPORTED TO THE
CENTRAL ARIZONA FIRE AND MEDICAL AUTHORITY
BOARD OF DIRECTORS

Response Report

By GIS | Records Management Specialist Freeman

Land Area: 369 sq. miles Population: ≈106,500 Fire Stations: 10 Full-Staffed

Responses in District

TOTAL FIRE INCIDENTS	7
STRUCTURE FIRE	0
STRUCTURE FIRE; CONFINED	2
MOBILE HOME/PORTABLE BLDG	2
VEHICLE FIRE	1
BRUSH/GRASS/WILDLAND FIRE	0
TRASH FIRE/OTHER	2

Fire is 0.52% of call volume

TOTAL RESCUE & EMS	872
--------------------	-----

EMS is 64.79% of call volume

OVERPRESSURE / OVERHEAT	0
HAZARDOUS CONDITION	13
SERVICE CALL	294
GOOD INTENT	103
FALSE ALARM/OTHER	57

Other is 34.69% of call volume

TOTAL INCIDENTS IN DISTRICT	1,346
INCIDENT RESPONSES BY CAFMA	1,473
TYPE-1 UNIT RESPONSES BY CAFMA	1,557

Fire Loss Summary

Residential Fire Loss	\$335,000
Commercial Fire Loss	\$0
Vehicle Fire Loss	\$5,000

Top 5 Call Types

919	EMS
158	Assist Invalid
82	Public Service
71	Cancelled en Route
43	Vehicle Accident w/Injuries

Average total # of calls per day	43.42
Average fire calls per day	0.23
Average EMS calls per day	28.13
Average all other calls per day	15.06

Call Volume at PRCC

	Month	Year-to-Date
PFD	895	6,873
CAFMA	1,346	10,023
GCFD	22	127
OD	13	95
WKFD	7	36

Unit Responses

Unit	District	Total	Move Up
E50	167	181	19
E51	34	194	58
E53	216	218	6
E540	34	39	17
E54	168	170	0
E57	64	65	3
E58	208	208	0
E59	182	186	2
E61	101	103	6
E62	128	133	2
E63	55	57	25
TR50	3	3	0
B3	50	54	0
B6	16	20	0
Rescues	31	31	0

Calls by Municipality

Calls in Town of Chino Valley	176
Calls in Town of Prescott Valley	735
Calls in Town of Dewey-Humboldt	47
Calls in District, Unincorporated Area	389
Calls Out of District	10

Aid Agreement Summary

Aid Given to Prescott	159
Aid Received from Prescott	83
Aid Given to WVFD	0
Aid Received from WVFD	3
Mutual Aid Given	0
Mutual Aid Received	0

MINUTES

**Central Arizona Fire and Medical Authority
Central Yavapai / Chino Valley / Central Arizona Fire and Medical
Joint Special Budget Meeting
Monday, May 23, 2022, 4:30 pm - 5:30 pm
Central Fire and Medical Authority, Administration, 8603 E. Eastridge Drive, Prescott
Valley**

In-Person Attendance

Cyndy Dicus; Cynthia Gentle; Dane Beck; Darlene Packard; Dave Tharp;
Kathy Goodman; Matt Zurcher; Pete Gordon; Rick Anderson; Scott A Freitag;
Susanne Dixon

Remote Attendance

Dave Dobbs; Nicolas Cornelius

Not In Attendance

Lorette Brashear; Owen Mills

NOTICE OF MEETING

1. CALL TO ORDER / ROLL CALL OF BOARD MEMBERS - CHINO VALLEY FIRE DISTRICT

Chair Zurcher called the Chino Valley Fire District meeting to order at 4:31 p.m.

2. CALL TO ORDER / ROLL CALL OF BOARD MEMBERS - CENTRAL YAVAPAI FIRE DISTRICT

Chair Zurcher called the Central Yavapai Fire District meeting to order at 4:31 p.m.

3. CALL TO ORDER / ROLL CALL OF BOARD MEMBERS - CENTRAL ARIZONA FIRE AND MEDICAL AUTHORITY

Chair Zurcher called the Central Arizona Fire and Medical Authority meeting to order at 4:31 p.m.

4. PLEDGE OF ALLEGIANCE

Chair Zurcher led the Pledge of Allegiance.

5. CALL TO THE PUBLIC

There were no public comments.

6. NEW BUSINESS

- A. Discussion and Possible Action Regarding Letter to the Yavapai County Board of Supervisors Requesting Reimbursement for COVID-19-Related Expenditures

Director Gentle recused herself from this item.

Chief Freitag reported that the Agency has been working with other Yavapai County fire districts regarding COVID-19 reimbursement. Maricopa County

provided a level of reimbursement for their fire districts, but Yavapai County has not. The Board of Supervisors is aware that the Agency is pursuing reimbursement, but he believes they have chosen not to act because they are waiting to see if the State provides funds.

He reported that Sedona Fire District sent a reimbursement request letter to the County, and he requested that the Boards consider sending a joint letter as well. He advised that were CAFMA to send a letter, it should be consistent with Sedona Fire's messaging.

Administration Manager Dixon stated that a draft letter will be provided to the Board.

Chair Zurcher stated that he has no objection to sending the letter. Chair Dicus agreed.

Chief Freitag added that if the State provides reimbursement, then the County will not, and vice-versa.

On behalf of all Board members, Chair Zurcher directed Staff to move forward with sending the letter to the Yavapai County Board of Supervisors.

B. Discussion and Possible Approval of Tentative Fiscal Year 2022-2023 Budget

Chief Tharp explained the differences between the two budgets before the Board. He added that he has run additional scenarios, including one where the tax rate would decrease for Central Yavapai Fire District, but increase significantly for Chino Valley Fire District. A 4-cent increase for Chino Valley would amount to an almost 5-cent increase for Central Yavapai. He reminded the Board that this increase will be on top of the Bond Debt Tax Rate, and once approved, the budget can be decreased, but not increased.

Chief Freitag shared information relating to the state budgeting that may offset workers' compensation increases, including that the Agency will not find out until after June 1, 2022.

Chief Tharp reminded the Board that certain budgeted items may not come to fruition; for example, grant funding to hire new employees, and items relating to the Agency's Certificate of Necessity (CON) application. If the Agency receives funding from the State, the Board will have the ability to direct Staff to reassign or restructure the budget.

Chief Freitag clarified that the CON budget line item has a revenue and expense, so the CON itself will not affect the tax rate.

Clerk Packard inquired if there was a Cost of Living Adjustment (COLA) included; Chief Tharp replied that yes, draft #1 includes a 2% COLA, draft #2 includes a 3% COLA. Clerk Packard then asked which draft Staff is recommending. Chief Freitag responded that he is not comfortable with raising the tax rate by almost 6-cents as the Agency is going to have to raise the tax rate again next year in order to hire Operations personnel. CAFMA will need another

24-hour engine in operation due to increased call volume.

Chair Dicus indicated that since Chino Valley Fire District has been maxed out for years, she does not feel it is a good idea to max the rate out again this year. Chief Freitag provided information regarding the Fire District cap and how that will play out over the next two years.

Director Gordon asked for clarification regarding splitting the cost of the COLA. Chief Freitag stated that the Agency has been conservative with the tax rate for many years, but the Districts must raise the tax rate this year. He encouraged the Board to also consider cost of living, housing difficulties, recruitment, and retention. He added that the Agency must pay a wage so that people can afford to live locally, and cited current efforts to recruit a Human Resources Manager as an example.

Chair Zurcher inquired as to whether or not the COLA would also affect future new hires, or if it would be a one-time COLA. Chief Freitag responded that it is a wage scale adjustment, and that new employees would enter under the COLA. He also voiced the disadvantages of wage freezes.

Director Gordon stated that he would be interested in seeing the details of a compromise to split the 3% COLA between both Boards. He asserted that the Agency does not have a retention issue right now, but he does not want to get to that point, and that he would like to see employees taken care of first. He would like the Boards to consider the 4.89-cent increase. Chief Freitag noted that the 4.89 is well below the rate at which Chino Valley Fire District would max out.

Chair Zurcher expressed concern that increasing too much, too quickly, could be troubling to taxpayers. He recommended a slow increase and a commitment to explaining the reasoning behind it to taxpayers in order to maintain public support.

Director Dobbs expressed that he wants to take care of employees; he is comfortable with an increase, though he would like to be fiscally responsible and not max out Chino Valley Fire District's tax rate again. He inquired as to whether the 4.89-cent increase from both Districts gets the Agency to the 3% COLA. Chief Sharp responded that it will cover the 3% COLA and additional increases. He conveyed that no one can predict the future, but there are some indicators that the FED may increase interest rates and inflation may be an issue. He echoed Chief Freitag's earlier statement that the Agency will have to raise the tax rate a significant amount next year.

Chair Zurcher inquired as to how much will go into Capital Reserve for both draft #1 and the split version. Chief Sharp answered that the only change is that it will go from \$100,000 to about \$112,000 for both.

Chief Freitag reported that Staff recently attended a lecture by a economist, who stated that they are expecting to see a recession next year, though no one can predict how deep it will go. He added that workers' compensation rates are increasing; the Agency currently has two PTSD claims which, if approved, with other pending claims, would lead to another significant increase in workers'

compensation next year.

Director Beck asked Staff to expand upon the reasons behind increased workers' compensation costs. Chief Freitag responded that increases are due to presumptive cancer, cardiac, and behavioral health costs. Chief Tharp further explained workers' compensation costs, including that premiums are not currently able to cover all claims.

Chair Dicus asked if 7710 is the only other company offering workers' compensation; Chief Tharp answered that the only options for Fire Districts are Securis, which the Agency uses, 7710, and a high risk pool, which is governed by the State and is seeing even higher rates.

Director Beck thanked Staff for working so hard on the Securis workers' compensation pool last year.

Director Anderson inquired as to how the Agency is planning to hire new entry-level fire personnel when the pay cannot support cost of living in the area. Chief Freitag replied that it will be a potential challenge, but being able to pay in the 75th percentile will help. He also articulated that Fire Districts did not receive COVID-19 relief funds, which would have helped the present situation.

At the request of Chair Zurcher, Ben Roché, IAFF Local 3066 President, provided a presentation regarding the CAFMA Tax Levy Poll. The presentation is attached.

Chair Zurcher thanked President Roché and the Union for the presentation.

Chief Freitag reiterated that the tentative budget can be decreased at a later time, but not increased.

Chair Zurcher stated that if the Chino Valley Board would like the 4.89-cent split budget, then he would approve.

From the Chino Valley Fire District Board, Chair Dicus, Clerk Dobbs, and Director Gentle all spoke in favor of the 4.89-cent split budget.

Director Anderson confirmed that the 4.89-cent split includes the 3% COLA. Chair Zurcher communicated fire district budgeting difficulties due to net assessed valuation changes and lack of COVID relief money.

All Central Yavapai Board members indicated that they are in favor of the 4.89-cent split budget.

For the Chino Valley Fire District Board, Director Gentle made a motion to approve the tentative Fiscal Year 2022-2023 budget in an amount not to exceed \$5,625,899, splitting the tax rate increase evenly. Clerk Dobbs seconded.

The motion passed unanimously.

For the Central Yavapai Fire District Board, Clerk Packard made a motion to approve the tentative Fiscal Year 2022-2023 budget in an amount not to exceed

\$23,342,599, splitting the tax rate increase evenly. Director Gordon seconded.

The motion passed unanimously.

For the Central Arizona Fire and Medical Authority Board, Clerk Packard made a motion to approve the tentative Fiscal Year 2022-2023 budget in an amount not to exceed \$35,294,331. Director Anderson seconded.

The motion passed unanimously.

7. ADJOURNMENT

Motion to adjourn at 5:34 p.m.

Move: Rick Anderson Second: Darlene Packard Status: Passed

Yes: Dave Dobbs, Darlene Packard, Cyndy Dicus, Matt Zurcher, Dane Beck, Cynthia Gentle, Pete Gordon, Rick Anderson

DRAFT

CAFMA TAX LEVY POLL

Likely 2022 General Election Voters

May 16-19, 2022

Sample Size 6,000+

(N=146)

by

Coleman Dahm Layeux



Polling

- Base Line Questions
- Pre-Test
- Educated Pre-Test
- Support Statements
- Oppose Statement
- Post Test



Goal

- Identify the voter tolerance for property tax levy increase in the Prescott Valley & Dewey/Humboldt areas.



Demographics

Prescott Valley & Dewey-Humboldt

Sample Size 6,000+
(N=146)

- 52% Republican
 - 14% Democrat
 - 34% Independent/Other
-
- 43% Male
 - 57% Female



Pre-Test Question

- The Central Arizona Fire and Medical Authority is in crisis. 911 call volumes have spiked. The costs for COVID-19, utilities, fuel and staffing have increased dramatically. The fire district is facing a budget shortfall. CAFMA is funded by property taxes, with annual increases capped by law. The district is considering whether to make budgetary cuts resulting in reduced services or to increase the property tax levy. The increase needed to keep the current level of service would cost the owner of a home with a \$400,000 market value about \$9.45 a year.



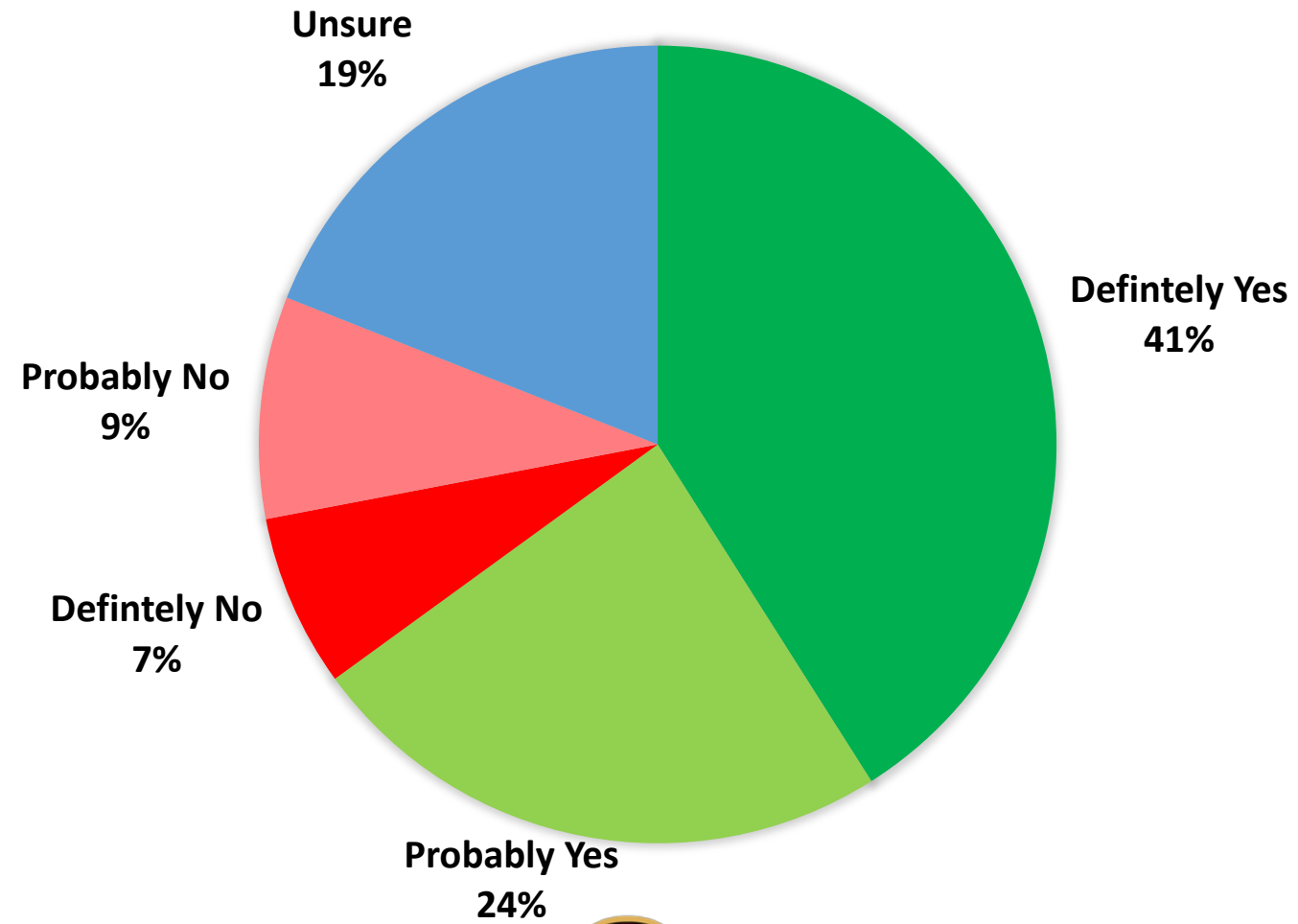
Pre-Test Responses

41% - Definitely vote for
24% - Probably vote for
7% - Probably vote against
9% - Definitely vote against
19% - Unsure

- GOP: 57% Yes Vote
- DEM: 80% Yes Vote
- IND: 72% Yes Vote

65% Yes Vote
16% No Vote
19% Unsure





Educated Test

- Now, I am going to read to you some possible options for property tax rates. I would like you to tell me if they make you more or less likely to support the policy.



Option 1 Question

- One option would be to increase limited assessed home values by 3 cents per \$100 while cutting CAFMA's budget and reducing 911 services. For a homeowner whose home has a market value of \$400,000, this option would cost less than \$5 a year:

Does knowing this make you more or less likely to support the 3 cent tax increase option?



Option 1 Responses

21% - More Likely to Support

19% - No Effect

35% - Less Likely to Support

25% - Unsure

- GOP: 21% More Likely vs 35% Less Likely
- Dem: 33% More Likely vs 36% Less Likely
- IND: 18% More Likely vs 24% Less Likely

35% Less Likely to Support than the 6-cent increase



Option 2 Question

- The second option would be property tax increase of about 6 cents per \$100 of a home's limited assessed value. This would allow CAFMA to keep the same level of 911 services and to pay firefighters and paramedics competitively with other departments.

This option would cost the owner of a home with a \$400,000 market value about \$9.45 a year.

Does knowing this make you more or less likely to support the policy?



Option 2 Responses

46% - More Likely to Support

15% - No Effect

14% - Less Likely to Support

25% - Unsure

- GOP: 40% More Likely vs 20% Less Likely
- Dem: 64% More Likely vs 14% Less Likely
- IND: 47% More Likely vs 8% Less Likely

46% More Likely
to Support



Option 3 Question

- The third option would be a property tax increase of about 10 cents per \$100 of a home's limited assessed value. This increase would allow CAFMA to expand 911 services, offer better compensation to firefighters and paramedics, and build capital reserves for future growth of stations and infrastructure.

This increase would cost the owner of a home with a \$400,000 market value about \$17 a year.

Does knowing this make you more or less likely to support the policy?



Option 3 Responses

38% - More Likely to Support

15% - No Effect

20% - Less Likely to Support

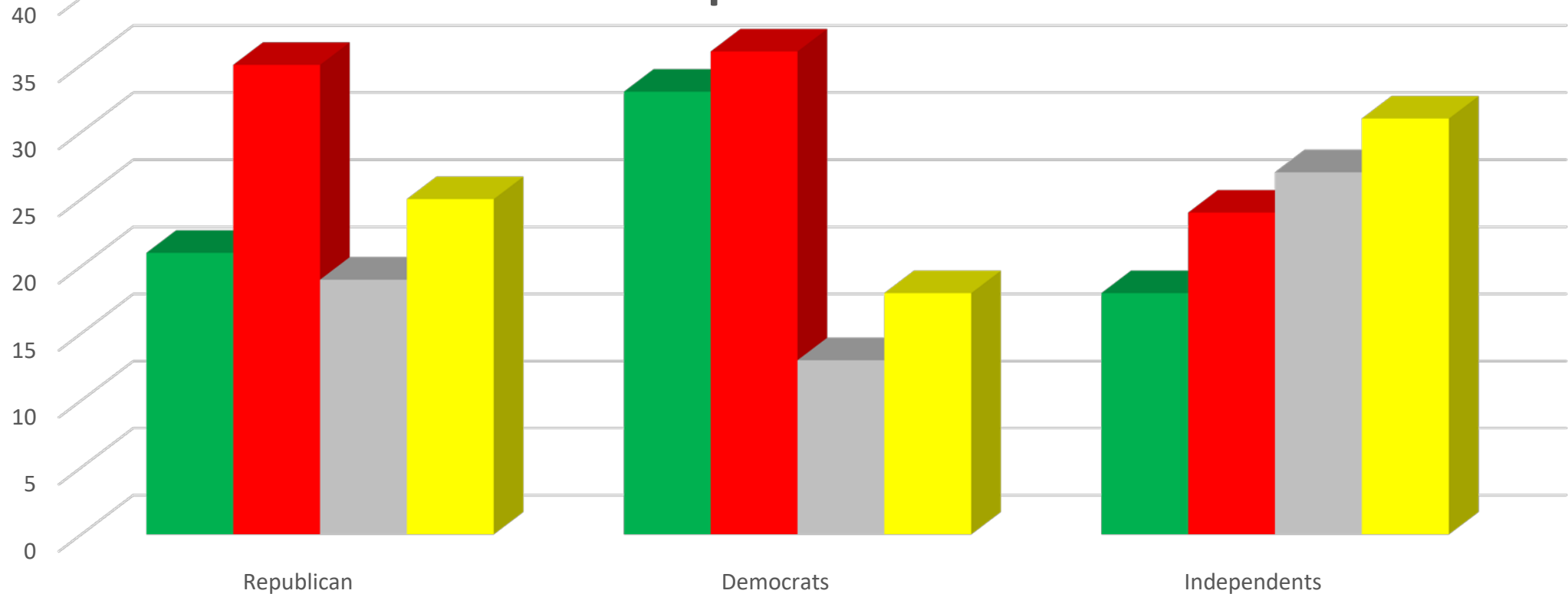
27% - Unsure

- GOP: 28% More Likely vs 23% Less Likely
- Dem: 50% More Likely vs 14% Less Likely
- IND: 47% More Likely vs 17% Less Likely

38% More Likely to Support than the 3-cent or 6-cent increase



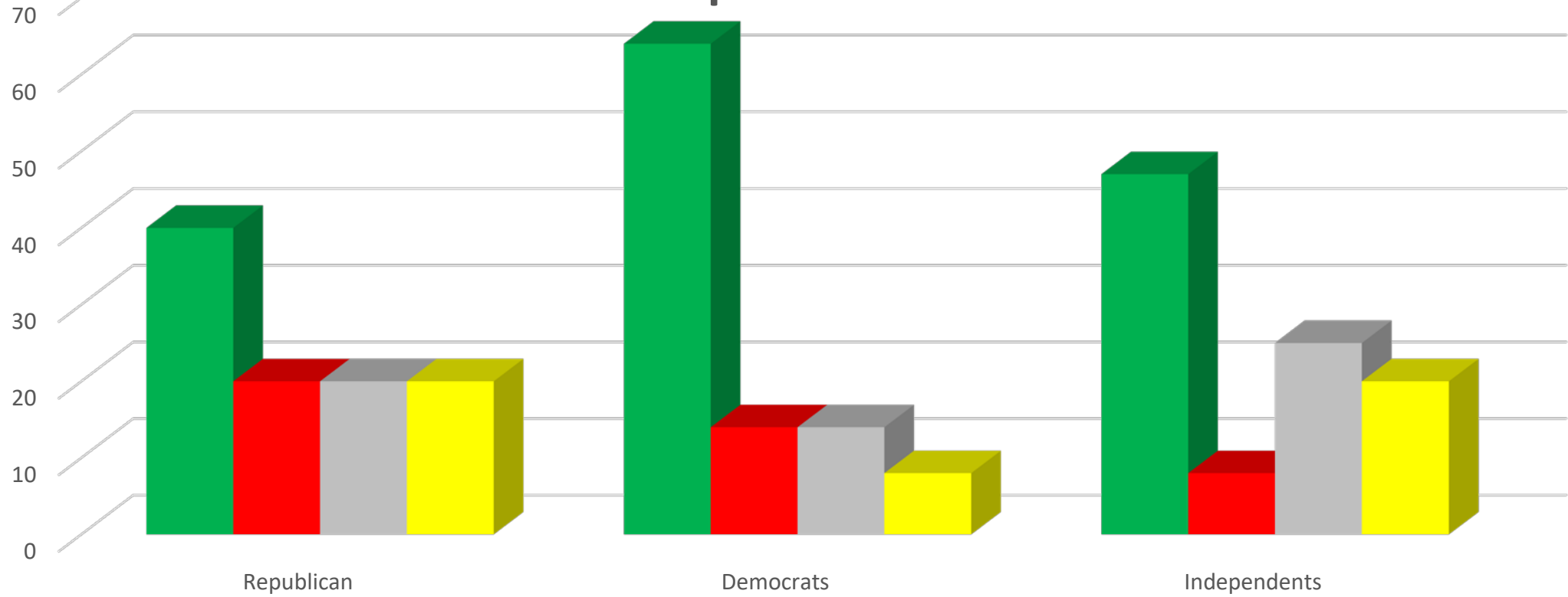
Option 1



More Likely Less Likely No Effect Unsure



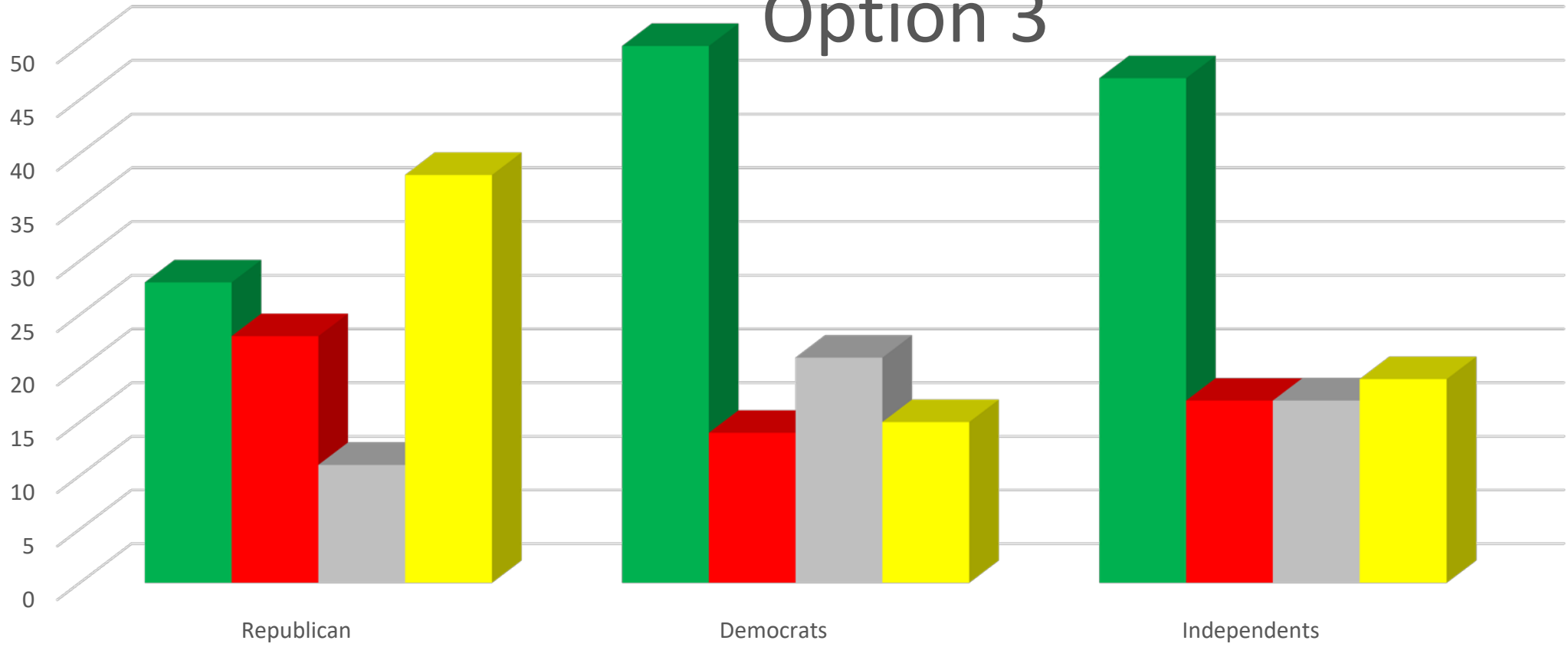
Option 2



More Likely Less Likely No Effect Unsure



Option 3



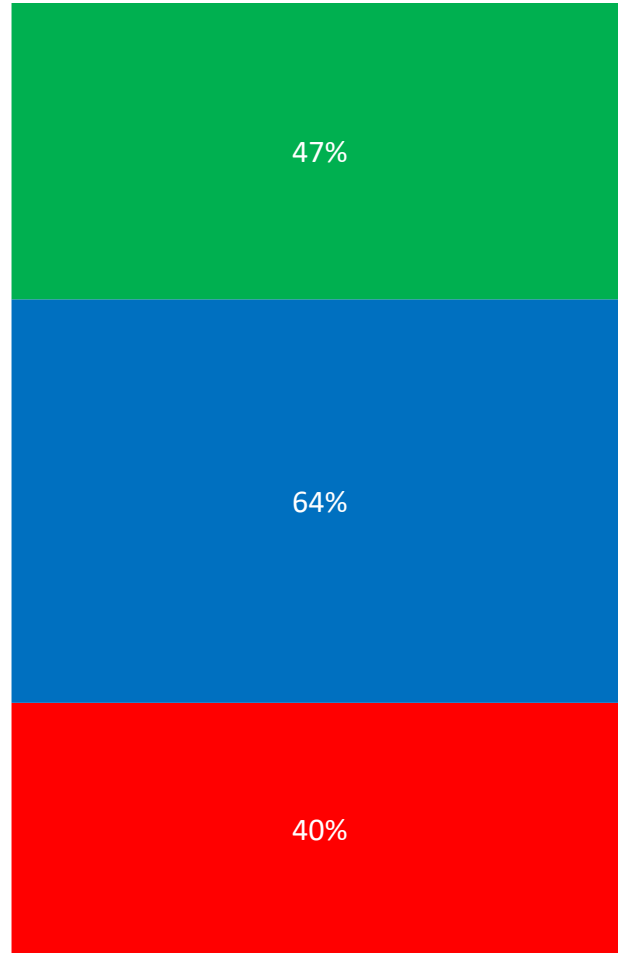
More Likely Less Likely No Effect Unsure



LEVY INCREASE COMPARISON

■ GOP ■ DEM ■ IND

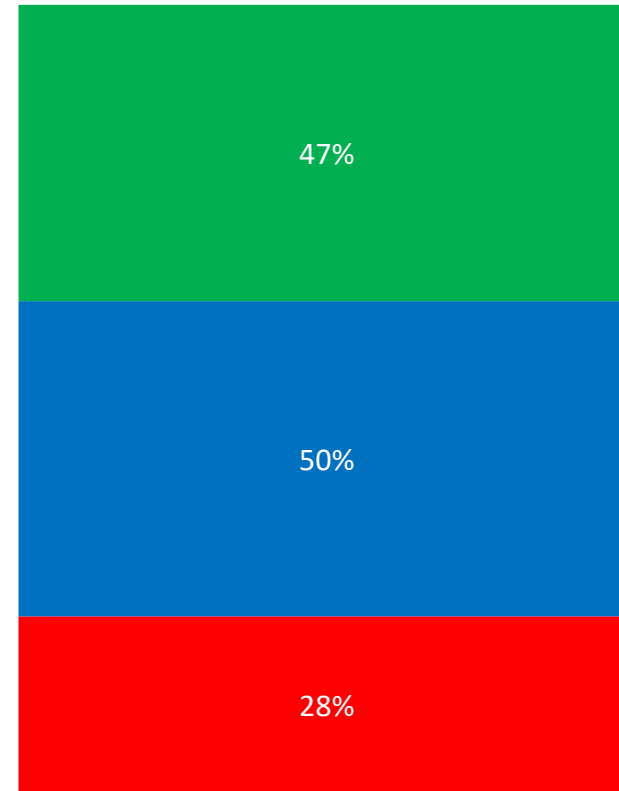
46% More Likely Support



6-Cent Increase

VS

38% More Likely Support



10-Cent Increase



How to utilize this data

- Educated Decision Making for CAFMA
- Public Education
- Support Language



Statement

“Cutting CAFMA’s budget and reducing 911 services”

=

Less Support



Statement

“This would allow CAFMA to keep the same level of 911 services and to pay firefighters and paramedics competitively with other departments.”

=

More Support for 6-cent tax increase



Statement

“This increase would allow CAFMA to expand 911 services, offer better compensation to firefighters and paramedics, and build capital reserves for future growth of stations and infrastructure.”

=

More Support for larger tax increase





MINUTES

**Central Arizona Fire and Medical Authority
Central Arizona Fire and Medical Authority Board of Directors
CA Regular Meeting
Monday, August 22, 2022, 5:00 pm - 6:00 pm
Central Arizona Fire and Medical Authority, Administration, 8603 E. Eastridge Drive,
Prescott Valley**

In-Person Attendance

Dave Dobbs; Dave Tharp; Kathy Goodman; Lorette Stewart; Matt Zurcher;
Rick Anderson; Susanne Dixon

Remote Attendance

Nicolas Cornelius

Not In Attendance

Darlene Packard; Scott A Freitag

NOTICE OF MEETING

1. CALL TO ORDER / ROLL CALL OF BOARD MEMBERS

Chair Zurcher called the meeting to order at 5:00 p.m.

2. PLEDGE OF ALLEGIANCE

Chair Zurcher led the Pledge of Allegiance.

3. NEW BUSINESS

A. Swear In New Board Member

Lorette Stewart was sworn in as a Central Arizona Fire and Medical Authority Board member by Chair Zurcher.

4. CORRESPONDENCE AND PRESENTATIONS

A. Letters from the Public and Board Recognition

On behalf of the Board and Staff, Chair Zurcher and Chief Feddema honored Mikayla Gray for her quick-thinking and compassionate actions on scene after witnessing a head-on collision on her way to work. Chair Zurcher and Chief Feddema presented Ms. Gray with a certificate of appreciation.

B. Semi-Annual 2022 Alarm Summary

Chief Rose presented data from the first half of 2022.

Director Dobbs inquired as to when the response time is considered started for the response time analysis. Chief Rose stated that the response time starts when the call comes to the Station.

5. REPORTS

A. Board Member Reports

There were no Board member reports.

B. Division Reports

Chief Feddema had nothing more to add.

6. CALL TO THE PUBLIC

There were no public comments.

7. CONSENT AGENDA

A. Approve Regular Session Minutes - July 25, 2022

B. Approve General Fund Financial Statements

C. Approve Fire Protection Agreements: Carino and Ohm

Motion to approve the Consent Agenda.

Move: Rick Anderson Second: Dave Dobbs Status: Passed

Yes: Dave Dobbs, Matt Zurcher, Lorette Stewart, Rick Anderson

8. VOTE TO GO INTO EXECUTIVE SESSION

Executive Session was waived.

A. Legal Advice Pursuant to A.R.S. §38-431.03(A)(4) Regarding SpeedConnect Sublease Agreement

B. Legal Advice Pursuant to A.R.S. §38-431.03(A)(3) Regarding AMR Fee Schedule Letter Status

C. Legal Advice Pursuant to A.R.S. §38-431.03(A)(3) Regarding CARTA Erosion Issue Status

D. Legal Advice Pursuant to A.R.S. §38-431.03(A)(4) Regarding Priority Ambulance Contract

9. OLD BUSINESS

A. Discussion and Possible Action Regarding the SpeedConnect Sublease Agreement

Attorney Cornelius advised that he has been in communication with SpeedConnect. The discussion included SpeedConnect providing their insurance policy and an additional rider; he has not received either as of this meeting. He added that everything regarding this contract goes back to July 1, 2022, so they are now 2-months in arrears.

B. Discussion and Possible Action Regarding AMR Fee Schedule Letter Status

Attorney Cornelius reported that other agencies, including municipalities, are reviewing this issue as well due to concern that they have been subsidizing private companies. He stated that the letter should go out tomorrow.

Chair Zurcher inquired as to whether a copy of the letter will be sent to the

Department of Health Services (DHS). Attorney Cornelius replied that he has considered it, but it is not required.

Chief Tharp added that Staff will begin tracking this as of September 1, 2022, and will bill accordingly.

C. Discussion and Possible Action Regarding CARTA Erosion Issue Status

Attorney Cornelius updated the Board regarding the erosion at CARTA, reporting that this issue was not related to the previous work competed at CARTA. The issue has been resolved.

Chief Rose explained how this issue came to be and how he and Facilities Maintenance Coordinator Eric Crossman cleaned up the area; it has been in good working order since the clean-up.

10. NEW BUSINESS, CONTINUED

A. Discussion and Possible Action Regarding Priority Ambulance Contract

Attorney Cornelius reported that contract revisions have been shared with Staff and Priority. A copy of the contract was also sent to Kathy Steadman, CAFMA's Certificate of Necessity (CON) Consultant, to ensure that there was nothing in the contract that would interfere with the Agency's CON application. He will begin reviewing her recommendations this week.

Chair Zurcher inquired as to if the contract will be ready by the next Board meeting; Attorney Cornelius responded in the affirmative.

B. Discussion and Possible Action to Approve the Purchase of Opticom Preemption System

Chief Rose explained the Opticom Preemption System is for traffic control, with a goal of preventing traffic accidents, and requires GPS units on all CAFMA apparatus. The plan is to implement the system in three phases, beginning with 14 intersections in Prescott Valley, in order to help offset costs. The Town of Prescott Valley and the Town of Chino Valley are both interested in assisting with the cost and have stated a plan to budget for the project in the next fiscal year. Priority Ambulance will likely be charged per unit, annually, and the same will be offered to AMR if they choose to participate.

He added that special pricing with a deadline of September 15, 2022, brings the total amount to \$312,000. That will increase to \$394,000 after September 15. Staff budgeted \$150,000 this year; the Agency would need to pay an additional amount after November's tax collection, and then an additional amount after March/April's tax collection.

Chair Zurcher inquired as to whether or not the City of Prescott has this system. Chief Rose indicated that Prescott has a different type of Opticom system; there are two, GPS and strobe, and Prescott has strobe. GPS is more advanced and by all accounts is far more consistent. The GPS units are not able to change the lights equipped with the strobe system. Chief Tharp added that Engine 51 currently operates with the Prescott strobe Opticom system.

Chair Zurcher inquired as to if **DPS** uses **Opticom**. **Chief Rose** stated that they do not, but he will reach out to them.

Motion to approve the purchase of Opticom Preemption System in the amount of \$150,000.

Move: Dave Dobbs Second: Rick Anderson Status: Passed

Yes: Dave Dobbs, Matt Zurcher, Lorette Stewart, Rick Anderson

11. ADJOURNMENT

Motion to adjourn at 5:34 p.m.

Move: Dave Dobbs Second: Lorette Stewart Status: Passed

Yes: Dave Dobbs, Matt Zurcher, Lorette Stewart, Rick Anderson

DRAFT

CENTRAL ARIZONA FIRE AND MEDICAL AUTHORITY
CHECK RECONCILIATION AUGUST, 2022

Reconciliation:	
Beginning Balance:	\$ 6,928,147.49
Fire District Deposits:	\$ 534,094.98
Other: American Express Rebates	\$ 2,948.19
Other: Interest Income	\$ 5,720.75
Disbursements:	\$ (2,267,220.59)
Transfer In: Fire Authority Funding	\$ 118,921.01
Outstanding Deposits: Warrant #0756722723	\$ -
Ending Balance:	\$ 5,322,611.83

Difference Between Balances: \$ -

Bank Statement Balance:	
Balance Per Bank:	\$ 5,424,166.60
Outstanding Checks:	\$ (101,554.77)
Outstanding Deposits:	\$ -
	\$ -
	\$ -
	\$ -
Ending Balance:	\$ 5,322,611.83

G/L Ending Balance: \$ 5,322,611.83

\$ 5,322,611.83

Deposits Per Bank Statement:	
Fire District Deposits:	\$ 534,094.98
Interest Income:	\$ 5,720.75
Transfer In From CHINO:	\$ 31,406.17
Transfer In From CYFD:	\$ 87,514.84
Other: American Express Rebates	\$ 2,948.19
Other:	\$ -
Ending Balance:	\$ 661,684.93

Bank Reconciliation Register:	
Checks From Accounts Payable:	\$ 2,267,220.59
Other:	\$ -
Total Accounts Payable:	\$ 2,267,220.59
Deposits From Accounts Receivable:	\$ 534,094.98
General Ledger Journal Entries:	\$ 127,589.95
Other:	\$ -
Ending Balance:	\$ 661,684.93

Reconciliation Approved By:

Scott Freitag
Digitally signed by Scott Freitag
Date: 2022.09.15 11:42:10 -07'00'
Scott Freitag, Fire Chief

Reconciliation Reviewed By:

Dave Tharp
Digitally signed by Dave Tharp
Date: 2022.09.14 16:13:53 -07'00'
David Tharp, Assistant Chief of Administration

Reconciliation Prepared By:

Karen Mauldin
Digitally signed by Karen Mauldin
Date: 2022.09.12 18:06:21 -07'00'
Karen Mauldin, Finance Manager

CENTRAL ARIZONA FIRE AND MEDICAL AUTHORITY

Capital Projects Fund FY 22-23

GL #1200

Date	Transaction	Debit	Credit	Balance
07/01/22	Fiscal Year 22-23 Beginning Balance			\$ 6,026,141.00
08/31/22	Interest Revenue	\$3,905.59		\$ 6,030,046.59



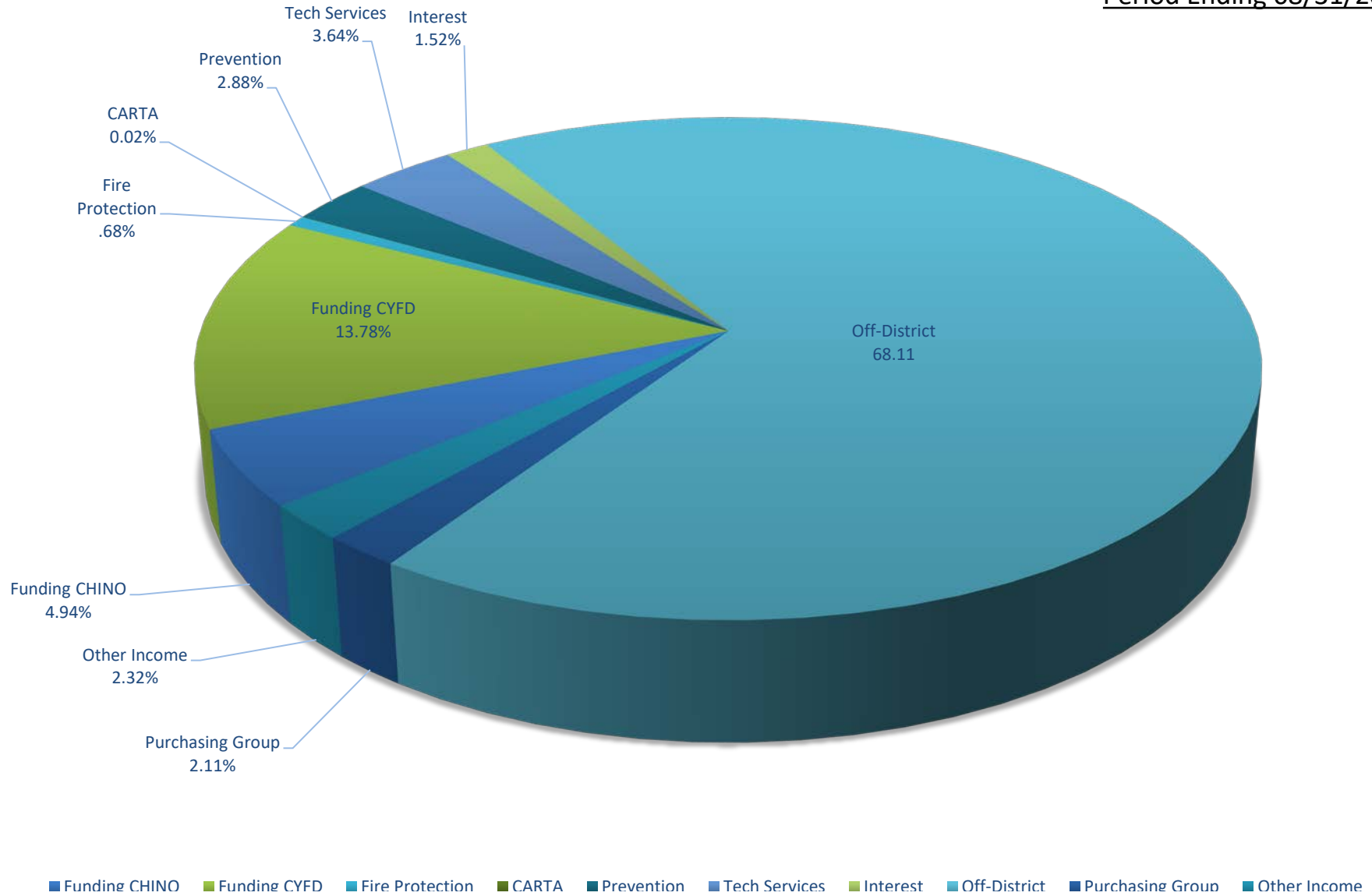
2022 - 2023 Cash Flow by Month : AUGUST

[illegible][illegible][illegible]

**CENTRAL ARIZONA FIRE AND MEDICAL AUTHORITY
REVENUE GRAPH DATA**

		YTD	
	Revenue	Budget	%
Funding CHINO	\$ 31,406	\$ 5,575,524	4.94
Funding CYFD	\$ 87,515	\$ 23,300,649	13.78
Fire Protection	\$ 4,323	\$ 180,000	0.68
Fleet	\$ -	\$ 40,000	0.00
CARTA	\$ 125	\$ 41,000	0.02
Prevention	\$ 18,300	\$ 81,730	2.88
Tech Services	\$ 23,133	\$ 185,497	3.64
Interest	\$ 9,626	\$ 50,000	1.52
Off-District	\$ 432,737	\$ 50,000	68.11
Purchasing Group	\$ 13,404	\$ 210,000	2.11
Ambulance Revenue	\$ -	\$ 2,000,000	0.00
Other Income	\$ 14,733	\$ 1,406,635	2.32
TOTALS:	\$ 635,302	\$ 33,121,035	100.00

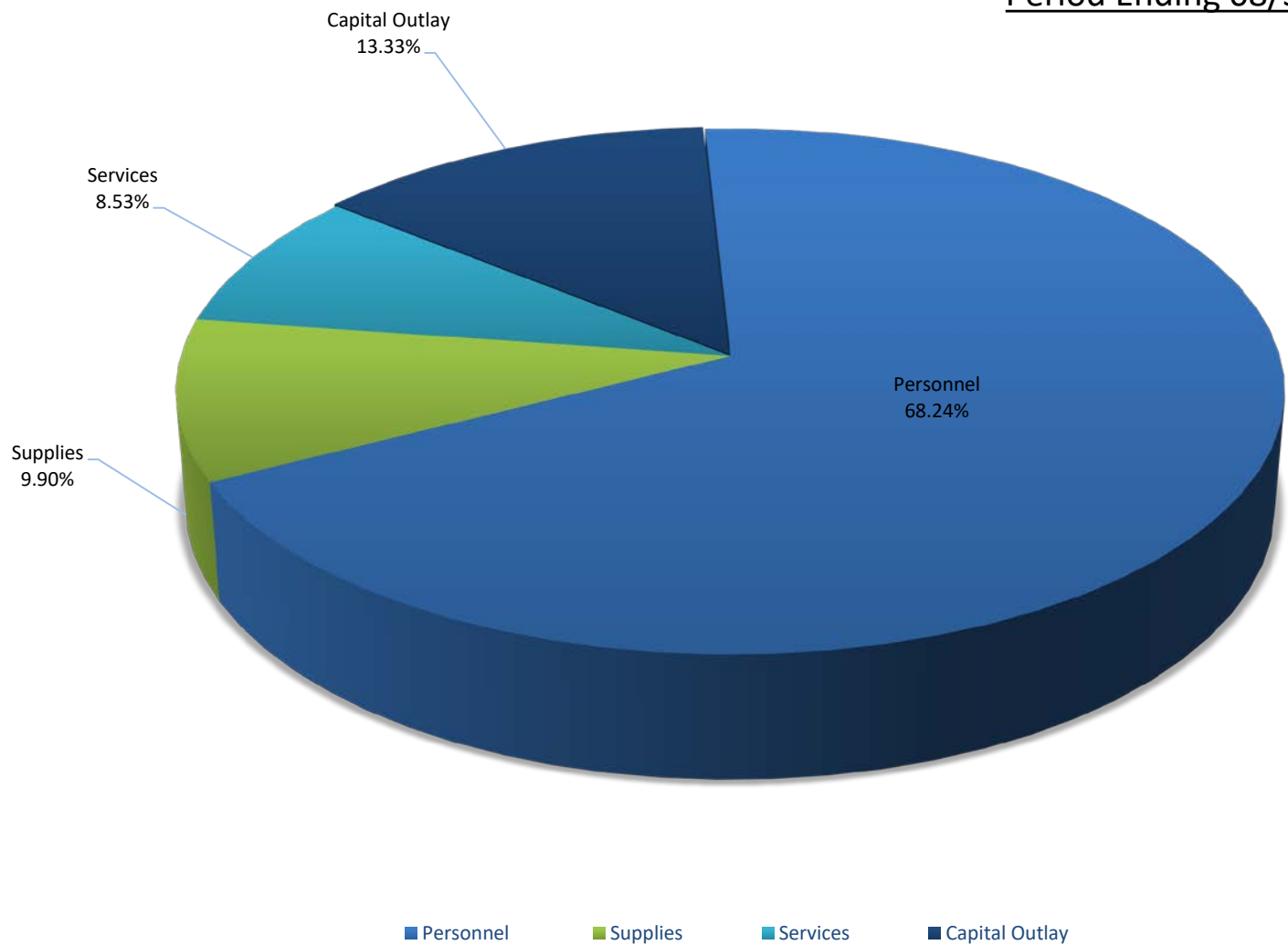
CAFMA
FY 2022 - 2023
General Fund Revenue
Period Ending 08/31/2022



**CENTRAL ARIZONA FIRE AND MEDICAL AUTHORITY
EXPENSE GRAPH DATA**

		YTD	
Expense		Budget	%
Personnel	\$ 1,537,497	\$ 26,193,200	68.24
Supplies	\$ 223,114	\$ 2,853,724	9.90
Services	\$ 192,058	\$ 3,300,318	8.53
Capital Outlay	\$ 300,068	\$ 1,335,893	13.33
TOTAL:	\$ 2,252,738	\$ 33,683,135	100.00

CAFMA
FY 2022 - 2023
General Fund Expenditures
Period Ending 08/31/2022



CENTRAL ARIZONA FIRE AND MEDICAL AUTHORITY
GENERAL FUND - AUGUST, 2022

Transfer In: Chino Valley Fire District:	\$ 31,406.17
Transfer In: Central Yavapai Fire District:	\$ 87,514.84
Fire District Deposits:	\$ 534,094.98
Interest Received:	\$ 5,720.75
Other: American Express Rebates	\$ 2,948.19

TOTAL	\$ 661,684.93
--------------	----------------------



Yavapai County Treasurer

Monthly Statement

Date Range: 8/1/2022 to 8/31/2022

CAFMA - General Fund
Fund: 6067340500



Yavapai County Treasurer

Monthly Statement

Date Range: 8/1/2022 to 8/31/2022

Account	Period	YTD		
6067340500	CAFMA-General Fund			
Begin Balance:	7,328,162.51	8,207,760.60		
Income:	661,684.93	1,708,529.51		
LOC Advance:	.00	.00		
Expense:	(2,565,680.84)	(4,492,123.51)	LOC:	.00
LOC Payments:	.00	.00	Warrants Outstanding:	(354.85)
Cash Balance:	5,424,166.60	5,424,166.60	End:	5,423,811.75

Monthly Statement Summary

Source Code	Description		MTDAmount	YTDAmount
6067340500 CAFMA-General Fund	Beginning Balance:		7,328,162.51	8,207,760.60
37122.0	Fire District Deposit		537,043.17	1,109,665.25
38109.0	Interest on Investments St Treas		5,666.12	5,666.12
38113.0	Interest on Investments-Wells Fargo		54.63	54.63
7376.0	Transfer in		118,921.01	593,143.51
91032.0	Warrants Redeemed		(2,565,680.84)	(4,492,123.51)
	Ending Balance:		5,424,166.60	5,424,166.60

Monthly Statement Detail

Date	Notes	Doc #	Amount	C/D
6067340500 CAFMA-General Fund			Beginning Balance: 7,328,162.51	
37122.0 Fire District Deposit			Source Code Total: 537,043.17	
08/04	DEPOSIT	0	1,629.00	C ✓
08/04	DEPOSIT	0	27,840.64	C ✓
08/11	DEPOSIT	0	87,016.73	C ✓
08/11	DEPOSIT	0	3,164.34	C ✓
08/18	CAFMA	0	1,799.37	C ✓
08/18	CAFMA	0	249,230.71	C ✓
08/24	CAFMA / American Express	0	1,138.99	C ✓
08/25	DEPOSIT	0	163,414.19	C ✓
08/30	CAFMA - Am Ex - Travel Related Comp.	0	1,809.20	C ✓
38109.0 Interest on Investments St Treas			Source Code Total: 5,666.12	
08/30	Investment Interest	0	5,666.12	C ✓
38113.0 Interest on Investments-Wells Fargo			Source Code Total: 54.63	
08/30	Investment Interest	0	54.63	C ✓
7376.0 Transfer in			Source Code Total: 118,921.01	
08/22	Transfer Request per km	0	87,514.84	C ✓
08/22	Transfer Request per km	0	31,406.17	C ✓
91032.0 Warrants Redeemed			Source Code Total: (2,565,680.84)	
08/01	Paid Warrants	0	(280,924.90)	D
08/02	Paid Warrants	0	(33,680.31)	D
08/03	Paid Warrants	0	(4,232.42)	D



Yavapai County Treasurer

Monthly Statement

Date Range: 8/1/2022 to 8/31/2022

08/04	Paid Warrants	0	(750.00)	D
08/08	Paid Warrants	0	(133.09)	D
08/09	Paid Warrants	0	(737,669.04)	D
08/10	Paid Warrants	0	(114,967.56)	D
08/11	Paid Warrants	0	(122,612.44)	D
08/12	Paid Warrants	0	(17,870.92)	D
08/15	Paid Warrants	0	(103,518.50)	D
08/16	Paid Warrants	0	(36,901.42)	D
08/17	Paid Warrants	0	(50,642.64)	D
08/18	Paid Warrants	0	(8,490.00)	D
08/19	Paid Warrants	0	(1,405.10)	D
08/23	Paid Warrants	0	(660,620.48)	D
08/24	Paid Warrants	0	(59,012.84)	D
08/25	Paid Warrants	0	(5,129.80)	D
08/26	Paid Warrants	0	(79,179.66)	D
08/29	Paid Warrants	0	(24,333.01)	D
08/30	Paid Warrants	0	(223,431.05)	D
08/31	Paid Warrants	0	(175.66)	D

6067340500 CAFMA-General Fund **Ending Balance: 5,424,166.60**

Warrant Detail

Payee Name	Warrant	Amount	Issue Dt	Status Dt	Voucher
6067340500 CAFMA-General Fund		Account Total: 2,566,035.69			
Fund: 5673		Fund Total: 2,566,035.69			
Status: OUTS		Status Total: 354.85			
/	0706733422	27.28	08/22/22	09/01/22	
/	0706733459	327.57	08/22/22	09/01/22	
Status: PAID		Status Total: 2,565,680.84			
/	0706732563	700.00	03/07/22	08/30/22	
/	0706732851	25,717.00	05/02/22	08/01/22	
/	0706733057	750.00	06/13/22	08/04/22	
/	0706733097	1,407.26	06/13/22	08/01/22	
/	0706733283	27.00	07/25/22	08/01/22	
/	0706733284	13.36	07/25/22	08/03/22	
/	0706733285	31.75	07/25/22	08/01/22	
/	0706733286	12,052.37	07/25/22	08/02/22	
/	0706733287	5.00	07/25/22	08/10/22	
/	0706733290	17,987.40	07/25/22	08/02/22	
/	0706733308	1,875.00	07/25/22	08/18/22	
/	0706733310	95.00	07/25/22	08/02/22	
/	0706733312	996.10	07/25/22	08/02/22	



Yavapai County Treasurer

Monthly Statement

Date Range: 8/1/2022 to 8/31/2022

/	0706733313	13.93	07/25/22	08/01/22	
/	0706733314	133.09	07/25/22	08/08/22	
/	0706733316	181.38	07/25/22	08/02/22	
/	0706733318	76.43	07/25/22	08/01/22	
/	0706733319	280.50	07/25/22	08/02/22	
/	0706733325	50.94	07/25/22	08/01/22	
/	0706733326	313.94	07/25/22	08/02/22	
/	0706733330	6,500.00	07/25/22	08/09/22	
/	0706733331	77.05	07/25/22	08/01/22	
/	0706733332	4,206.68	07/25/22	08/01/22	
/	0706733334	5,950.00	07/25/22	08/26/22	
/	0706733335	245,108.50	07/25/22	08/01/22	
/	0706733337	718.84	07/25/22	08/02/22	
/	0706733338	28.37	07/25/22	08/01/22	
/	0706733341	1,054.78	07/25/22	08/02/22	
/	0706733342	970.75	07/25/22	08/01/22	
/	0706733343	141.58	07/25/22	08/01/22	
/	0706733344	264.00	07/25/22	08/01/22	
/	0706733345	4,219.06	07/25/22	08/03/22	
/	0706733347	54,062.33	08/08/22	08/11/22	
/	0706733359	4,824.38	08/08/22	08/16/22	
/	0706733360	9,420.73	08/08/22	08/17/22	
/	0706733362	4,600.00	08/08/22	08/16/22	
/	0706733363	4,453.07	08/08/22	08/16/22	
/	0706733364	3,796.60	08/08/22	08/12/22	
/	0706733365	467.73	08/08/22	08/16/22	
/	0706733366	4,532.93	08/08/22	08/16/22	
/	0706733368	150.42	08/08/22	08/16/22	
/	0706733369	1,158.30	08/08/22	08/16/22	
/	0706733370	176.20	08/08/22	08/09/22	
/	0706733371	6,450.00	08/08/22	08/09/22	
/	0706733372	724,542.84	08/08/22	08/09/22	
/	0706733374	98,851.81	08/08/22	08/15/22	
/	0706733375	414.40	08/08/22	08/15/22	
/	0706733376	6,615.00	08/08/22	08/18/22	
/	0706733377	1,288.54	08/08/22	08/15/22	
/	0706733378	2,607.16	08/08/22	08/16/22	
/	0706733379	1,405.10	08/08/22	08/19/22	
/	0706733383	11,900.00	08/08/22	08/30/22	
/	0706733384	2,356.71	08/08/22	08/12/22	



Yavapai County Treasurer

Monthly Statement

Date Range: 8/1/2022 to 8/31/2022

/	0706733385	764.26	08/08/22	08/15/22	
/	0706733386	6,332.31	08/08/22	08/16/22	
/	0706733387	54.28	08/08/22	08/16/22	
/	0706733388	300.14	08/08/22	08/16/22	
/	0706733389	68,550.11	08/08/22	08/11/22	
/	0706733390	45.79	08/08/22	08/12/22	
/	0706733391	59,012.84	08/08/22	08/24/22	
/	0706733392	59,012.84	08/08/22	08/10/22	
/	0706733393	254.71	08/08/22	08/16/22	
/	0706733394	903.99	08/08/22	08/15/22	
/	0706733395	1,125.41	08/08/22	08/16/22	
/	0706733396	2,347.05	08/08/22	08/16/22	
/	0706733399	640.00	08/08/22	08/16/22	
/	0706733401	1,892.63	08/08/22	08/16/22	
/	0706733402	588.77	08/08/22	08/12/22	
/	0706733405	140.00	08/08/22	08/12/22	
/	0706733406	1,159.60	08/08/22	08/17/22	
/	0706733407	1,157.79	08/08/22	08/12/22	
/	0706733409	8.19	08/08/22	08/15/22	
/	0706733410	1,112.31	08/08/22	08/15/22	
/	0706733411	1,029.93	08/08/22	08/12/22	
/	0706733412	415.82	08/08/22	08/16/22	
/	0706733413	504.00	08/08/22	08/16/22	
/	0706733414	102.83	08/08/22	08/17/22	
/	0706733415	8,755.33	08/08/22	08/12/22	
/	0706733416	241.08	08/08/22	08/16/22	
/	0706733417	32,098.52	08/08/22	08/17/22	
/	0706733418	7,860.96	08/08/22	08/17/22	
/	0706733419	55,949.72	08/08/22	08/10/22	
/	0706733420	175.00	08/08/22	08/15/22	
/	0706733421	42.68	08/22/22	08/29/22	
/	0706733423	2,252.72	08/22/22	08/29/22	
/	0706733424	3,906.30	08/22/22	08/30/22	
/	0706733426	4,533.73	08/22/22	08/25/22	
/	0706733428	10,719.12	08/22/22	08/29/22	
/	0706733429	40.00	08/22/22	08/26/22	
/	0706733430	420.75	08/22/22	08/25/22	
/	0706733431	1,052.59	08/22/22	08/30/22	
/	0706733432	115.10	08/22/22	08/23/22	
/	0706733433	773.11	08/22/22	08/29/22	



Yavapai County Treasurer

Monthly Statement

Date Range: 8/1/2022 to 8/31/2022

/	0706733434	653,049.53	08/22/22	08/23/22	
/	0706733436	7,455.85	08/22/22	08/23/22	
/	0706733440	217.98	08/22/22	08/26/22	
/	0706733441	840.00	08/22/22	08/29/22	
/	0706733442	1,875.00	08/22/22	08/26/22	
/	0706733443	175.32	08/22/22	08/25/22	
/	0706733444	49,843.07	08/22/22	08/26/22	
/	0706733445	20,309.74	08/22/22	08/30/22	
/	0706733447	126.56	08/22/22	08/31/22	
/	0706733448	279.99	08/22/22	08/29/22	
/	0706733449	12,238.15	08/22/22	08/26/22	
/	0706733451	93.21	08/22/22	08/29/22	
/	0706733452	145.00	08/22/22	08/30/22	
/	0706733453	1,550.79	08/22/22	08/29/22	
/	0706733454	175,843.29	08/22/22	08/30/22	
/	0706733455	325.00	08/22/22	08/29/22	
/	0706733456	152.40	08/22/22	08/29/22	
/	0706733457	49.10	08/22/22	08/31/22	
/	0706733458	4,591.76	08/22/22	08/26/22	
/	0706733461	21.83	08/22/22	08/26/22	
/	0706733464	3,561.68	08/22/22	08/30/22	
/	0706733465	53.73	08/22/22	08/30/22	
/	0706733466	270.48	08/22/22	08/26/22	
/	0706733467	1,499.40	08/22/22	08/29/22	
/	0706733468	1,325.66	08/22/22	08/29/22	
/	0706733469	835.72	08/22/22	08/30/22	
/	0706733470	5,123.00	08/22/22	08/30/22	
/	0706733471	108.95	08/22/22	08/29/22	
/	0706733472	1,851.11	08/22/22	08/26/22	
/	0706733473	264.00	08/22/22	08/29/22	
/	0706733474	4,105.98	08/22/22	08/29/22	
/	0706733475	725.41	08/22/22	08/26/22	
/	0706733476	411.61	08/22/22	08/26/22	
/	0706733477	1,143.26	08/22/22	08/26/22	
/	0756733294	1,143.62	07/25/22	08/01/22	
/	0756733295	770.93	07/25/22	08/01/22	
/	0756733321	571.87	07/25/22	08/01/22	
/	0756733329	317.24	07/25/22	08/01/22	
		Count	Amount		
Total OUTS:		2	354.85		



Yavapai County Treasurer

Monthly Statement

Date Range: 8/1/2022 to 8/31/2022

Total PAID:	131	2,565,680.84
-------------	-----	--------------

CENTRAL ARIZONA FIRE AND MEDICAL AUTHORITY
CAPITAL RESERVE FUND - AUGUST, 2022

Interest Received:	\$	3,905.59
Transfer In: CAFMA General Fund	\$	-
Miscellaneous Adjustments:	\$	-

TOTAL	\$	3,905.59
-------	----	----------



Yavapai County Treasurer

Monthly Statement

Date Range: 8/1/2022 to 8/31/2022

**CAFMA-Capital Reserve Fund
(CAFMA)**



Yavapai County Treasurer

Monthly Statement

Date Range: 8/1/2022 to 8/31/2022

Account	Period	YTD		
6067340200	CAFMA-Capital Reserve Fund			
Begin Balance:	6,026,141.00	6,026,141.00		
Income:	3,905.59	3,905.59		
LOC Advance:	.00	.00		
Expense:	.00	.00	LOC:	.00
LOC Payments:	.00	.00	Warrants Outstanding:	.00
Cash Balance:	6,030,046.59	6,030,046.59	End:	6,030,046.59

Monthly Statement Summary

Source Code	Description	MTDAmount	YTDAmount
6067340200	CAFMA-Capital Reserve Fund	Beginning Balance:	6,026,141.00
38109.0	Interest on Investments St Treas	3,868.29	3,868.29
38113.0	Interest on Investments-Wells Fargo	37.30	37.30
	Ending Balance:	6,030,046.59	6,030,046.59

Monthly Statement Detail

Date	Notes	Doc #	Amount	C/D
6067340200 CAFMA-Capital Reserve Fund			Beginning Balance: 6,026,141.00	
38109.0 Interest on Investments St Treas			Source Code Total: 3,868.29	
08/30	Investment Interest	0	3,868.29	C
38113.0 Interest on Investments-Wells Fargo			Source Code Total: 37.30	
08/30	Investment Interest	0	37.30	C
6067340200 CAFMA-Capital Reserve Fund			Ending Balance: 6,030,046.59	

CENTRAL ARIZONA FIRE AND MEDICAL AUTHORITY
PSPRS CONTINGENCY RESERVE FUND - AUGUST, 2022

Transfer In:	\$	-
Interest Received:	\$	-

TOTAL	\$	-
-------	----	---



Yavapai County Treasurer

Monthly Statement

Date Range: 8/1/2022 to 8/31/2022

CAFMA
6067340700
PSPRS

,



Yavapai County Treasurer

Monthly Statement

Date Range: 8/1/2022 to 8/31/2022

Account	Period	YTD		
6067340700	CAFMA PSPRS Contingency Reserve Fund			
Begin Balance:	2,000,000.00	2,000,000.00		
Income:	.00	.00		
LOC Advance:	.00	.00		
Expense:	.00	.00	LOC:	.00
LOC Payments:	.00	.00	Warrants Outstanding:	.00
Cash Balance:	2,000,000.00	2,000,000.00	End:	2,000,000.00

Monthly Statement Detail

Date	Notes	Doc #	Amount	C/D
------	-------	-------	--------	-----

CAFMA-Central Arizona Fire and Medical
Bank Reconciliation Summary
For the Bank Statement ending: 8/31/2022

BANK CONTROL ID: CAFMA - GENERAL FUND		DESC: GENERAL FUND	ACCOUNT NO: 1100
	Beginning Balance:	08/01/22	\$7,328,162.51
	Deposits and Credits:		\$661,684.93
	Checks and Charges:		(\$2,565,680.84)
	Adjustments:		\$0.00
	Ending Balance Per Reconciliation:		\$5,424,166.60
	Ending Balance Per Bank Statement:	08/31/22	\$5,424,166.60
	* Outstanding Deposits and Credits:	08/31/22	\$0.00
	* Outstanding Checks and Charges:	08/31/22	(\$101,554.77)
	Ending Book Balance:	08/31/22	\$5,322,611.83

* Outstanding amounts are all outstanding credits and charges dated prior or equal to the Reconciliation date.

CAFMA-Central Arizona Fire and Medical

BR Checks and Charges Cleared

For the Bank Statement ending: 8/31/22

CAFMA		General Fund			1100
Date	Document	Description	Module	Company	Amount
03/07/22	756742563	Prescott Area Fire Training	AP	CAFMA	\$700.00
05/02/22	756742851	Yavapai Regional Medical Ctr	AP	CAFMA	\$25,717.00
06/13/22	756743057	AZ Center for Fire Svc Excel	AP	CAFMA	\$750.00
06/13/22	756743097	NAPA Auto Parts	AP	CAFMA	\$1,407.26
06/27/22	756743167	Virtual Graffiti, Inc.	AP	CAFMA	\$21,664.31
06/27/22	756743167	Virtual Graffiti, Inc.	AP	CAFMA	(\$21,664.31)
07/25/22	756743283	AAA Taxi	AP	CAFMA	\$27.00
07/25/22	756743284	Able Saw, LLC	AP	CAFMA	\$13.36
07/25/22	756743285	Arizona General / Ace Hardware	AP	CAFMA	\$31.75
07/25/22	756743286	APS	AP	CAFMA	\$12,052.37
07/25/22	756743287	Arizona Dept. of Public Safety	AP	CAFMA	\$5.00
07/25/22	756743290	Bound Tree Medical LLC	AP	CAFMA	\$17,987.40
07/25/22	756743294	Sparklight	AP	CAFMA	\$1,143.62
07/25/22	756743295	CenturyLink	AP	CAFMA	\$770.93
07/25/22	756743308	Crisenberg, Gary	AP	CAFMA	\$1,875.00
07/25/22	756743310	Curtis Tools for Heroes	AP	CAFMA	\$95.00
07/25/22	756743312	DARLEY	AP	CAFMA	\$996.10
07/25/22	756743313	DES- Unemployment Tax	AP	CAFMA	\$13.93
07/25/22	756743314	Dish Network	AP	CAFMA	\$133.09
07/25/22	756743316	FASTENAL	AP	CAFMA	\$181.38
07/25/22	756743318	Galls LLC	AP	CAFMA	\$76.43
07/25/22	756743319	Globalstar	AP	CAFMA	\$280.50
07/25/22	756743321	Hillyard, Inc-Flagstaff	AP	CAFMA	\$571.87
07/25/22	756743325	Life Assist Inc	AP	CAFMA	\$50.94
07/25/22	756743326	Matheson Tri-Gas, Inc	AP	CAFMA	\$313.94
07/25/22	756743329	Bay Alarm Company	AP	CAFMA	\$317.24
07/25/22	756743330	Public Safety Crisis Solutions	AP	CAFMA	\$6,500.00
07/25/22	756743331	Prescott Valley Ace Hardware	AP	CAFMA	\$77.05
07/25/22	756743332	The Counseling Office of	AP	CAFMA	\$4,206.68
07/25/22	756743334	Schuster, Alan	AP	CAFMA	\$5,950.00
07/25/22	756743335	Securis Insurance Pool, Inc	AP	CAFMA	\$245,108.50
07/25/22	756743337	Smart Document Solutions	AP	CAFMA	\$718.84
07/25/22	756743338	Besonson Tools LLC	AP	CAFMA	\$28.37
07/25/22	756743341	Town of Prescott Valley	AP	CAFMA	\$1,054.78
07/25/22	756743342	TruckPro, LLC	AP	CAFMA	\$970.75
07/25/22	756743343	Unisource Energy Services	AP	CAFMA	\$141.58
07/25/22	756743344	United Disposal, Inc	AP	CAFMA	\$264.00
07/25/22	756743345	Verizon Wireless	AP	CAFMA	\$4,219.06
08/08/22	756743347	American Express, Inc.	AP	CAFMA	\$54,062.33
08/08/22	756743359	Amsoil Inc	AP	CAFMA	\$4,824.38
08/08/22	756743360	APS	AP	CAFMA	\$9,420.73
08/08/22	756743362	Arizona Woodworkers Supply	AP	CAFMA	\$4,600.00
08/08/22	756743363	Auto Trim Plus LLC	AP	CAFMA	\$4,453.07
08/08/22	756743364	Bennett Oil	AP	CAFMA	\$3,796.60
08/08/22	756743365	Best Pick Disposal, Inc	AP	CAFMA	\$467.73
08/08/22	756743366	Bound Tree Medical LLC	AP	CAFMA	\$4,532.93
08/08/22	756743368	Sparklight	AP	CAFMA	\$150.42
08/08/22	756743369	CenturyLink	AP	CAFMA	\$1,158.30
08/08/22	756743370	Chase Bank	AP	CAFMA	\$176.20
08/08/22	756743371	Chase Bank	AP	CAFMA	\$6,450.00
08/08/22	756743372	Chase Bank	AP	CAFMA	\$724,542.84
08/08/22	756743374	City of Prescott	AP	CAFMA	\$98,851.81
08/08/22	756743375	City of Prescott	AP	CAFMA	\$414.40
08/08/22	756743376	Coppersmith Brockelman PLC	AP	CAFMA	\$6,615.00
08/08/22	756743377	Cummins Sales And Service	AP	CAFMA	\$1,288.54
08/08/22	756743378	Curtis Tools for Heroes	AP	CAFMA	\$2,607.16
08/08/22	756743379	FACTORY MOTOR PARTS	AP	CAFMA	\$1,405.10
08/08/22	756743383	Federal Resources	AP	CAFMA	\$11,900.00
08/08/22	756743384	Freightliner of AZ, LLC	AP	CAFMA	\$2,356.71
08/08/22	756743385	Galls LLC	AP	CAFMA	\$764.26
08/08/22	756743386	Michael M. Golightly & Assoc	AP	CAFMA	\$6,332.31
08/08/22	756743387	W.W. Grainger, Inc	AP	CAFMA	\$54.28

CAFMA-Central Arizona Fire and Medical

BR Checks and Charges Cleared

For the Bank Statement ending: 8/31/22

CAFMA		General Fund			1100
Date	Document	Description	Module	Company	Amount
08/08/22	756743388	Hillyard, Inc-Flagstaff	AP	CAFMA	\$300.14
08/08/22	756743389	Allentown Kia	AP	CAFMA	\$68,550.11
08/08/22	756743390	Lamb Chevrolet	AP	CAFMA	\$45.79
08/08/22	756743391	Larry H. Miller Surprise	AP	CAFMA	\$59,012.84
08/08/22	756743392	Larry H. Miller Surprise	AP	CAFMA	\$59,012.84
08/08/22	756743393	Life Assist Inc	AP	CAFMA	\$254.71
08/08/22	756743394	Manzanita Landscaping, Inc	AP	CAFMA	\$903.99
08/08/22	756743395	Matheson Tri-Gas, Inc	AP	CAFMA	\$1,125.41
08/08/22	756743396	NAPA Auto Parts	AP	CAFMA	\$2,347.05
08/08/22	756743399	Northern AZ Premier Termite	AP	CAFMA	\$640.00
08/08/22	756743401	Pediatric Emergency Standards	AP	CAFMA	\$1,892.63
08/08/22	756743402	Prescott Valley Ace Hardware	AP	CAFMA	\$588.77
08/08/22	756743405	Restored By Faith LLC	AP	CAFMA	\$140.00
08/08/22	756743406	Rosenbauer Aerials, LLC	AP	CAFMA	\$1,159.60
08/08/22	756743407	RWC Group	AP	CAFMA	\$1,157.79
08/08/22	756743409	Sherwin Williams Company	AP	CAFMA	\$8.19
08/08/22	756743410	Staples Contract & Commerc.Inc	AP	CAFMA	\$1,112.31
08/08/22	756743411	D.G.Shoemaker & Associates Inc	AP	CAFMA	\$1,029.93
08/08/22	756743412	Tessco, Inc	AP	CAFMA	\$415.82
08/08/22	756743413	The Hike Shack	AP	CAFMA	\$504.00
08/08/22	756743414	Town of Prescott Valley	AP	CAFMA	\$102.83
08/08/22	756743415	Turbo & Electric Sales & Srvc	AP	CAFMA	\$8,755.33
08/08/22	756743416	Unisource Energy Services	AP	CAFMA	\$241.08
08/08/22	756743417	Wex Bank	AP	CAFMA	\$32,098.52
08/08/22	756743418	Wonderlic, Inc.	AP	CAFMA	\$7,860.96
08/08/22	756743419	York	AP	CAFMA	\$55,949.72
08/08/22	756743420	ZebraScapes LLC	AP	CAFMA	\$175.00
08/22/22	756743421	Arizona General / Ace Hardware	AP	CAFMA	\$42.68
08/22/22	756743423	Alert-All Corporation	AP	CAFMA	\$2,252.72
08/22/22	756743424	APS	AP	CAFMA	\$3,906.30
08/22/22	756743426	Bennett Oil	AP	CAFMA	\$4,533.73
08/22/22	756743428	Bound Tree Medical LLC	AP	CAFMA	\$10,719.12
08/22/22	756743429	Bradshaw Mtn Environmental Inc	AP	CAFMA	\$40.00
08/22/22	756743430	B & W Fire Security Systems	AP	CAFMA	\$420.75
08/22/22	756743431	Sparklight	AP	CAFMA	\$1,052.59
08/22/22	756743432	CAFMA Petty Cash	AP	CAFMA	\$115.10
08/22/22	756743433	CenturyLink	AP	CAFMA	\$773.11
08/22/22	756743434	Chase Bank	AP	CAFMA	\$653,049.53
08/22/22	756743436	Chase Card Services	AP	CAFMA	\$7,455.85
08/22/22	756743440	City of Prescott	AP	CAFMA	\$217.98
08/22/22	756743441	Commercial Radiator Service	AP	CAFMA	\$840.00
08/22/22	756743442	Crisenberg, Gary	AP	CAFMA	\$1,875.00
08/22/22	756743443	Cummins Sales And Service	AP	CAFMA	\$175.32
08/22/22	756743444	CSTOR	AP	CAFMA	\$49,843.07
08/22/22	756743445	Curtis Tools for Heroes	AP	CAFMA	\$20,309.74
08/22/22	756743447	FACTORY MOTOR PARTS	AP	CAFMA	\$126.56
08/22/22	756743448	Globalstar	AP	CAFMA	\$279.99
08/22/22	756743449	Michael M. Golightly & Assoc	AP	CAFMA	\$12,238.15
08/22/22	756743451	W.W. Grainger, Inc	AP	CAFMA	\$93.21
08/22/22	756743452	International Code Council	AP	CAFMA	\$145.00
08/22/22	756743453	Interstate Batteries	AP	CAFMA	\$1,550.79
08/22/22	756743454	KAIROS Health Arizona, Inc	AP	CAFMA	\$175,843.29
08/22/22	756743455	Magic Glass, Inc	AP	CAFMA	\$325.00
08/22/22	756743456	Melcher Printing, Inc	AP	CAFMA	\$152.40
08/22/22	756743457	CHRISTOPHERSON, COLLEEN	AP	CAFMA	\$49.10
08/22/22	756743458	Joseph Munoz	AP	CAFMA	\$4,591.76
08/22/22	756743461	Prescott Valley Ace Hardware	AP	CAFMA	\$21.83
08/22/22	756743464	The Counseling Office of	AP	CAFMA	\$3,561.68
08/22/22	756743465	Besonson Tools LLC	AP	CAFMA	\$53.73
08/22/22	756743466	Staples Contract & Commerc.Inc	AP	CAFMA	\$270.48
08/22/22	756743467	Stryker Sales Corporation	AP	CAFMA	\$1,499.40
08/22/22	756743468	Teleflex Funding LLC	AP	CAFMA	\$1,325.66

BR Checks and Charges Cleared

For the Bank Statement ending: 8/31/22

CAFMA		General Fund			1100
Date	Document	Description	Module	Company	Amount
08/22/22	756743469	Town of Prescott Valley	AP	CAFMA	\$835.72
08/22/22	756743470	Tri Air Testing	AP	CAFMA	\$5,123.00
08/22/22	756743471	Unisource Energy Services	AP	CAFMA	\$108.95
08/22/22	756743472	United Fire Equipment Company	AP	CAFMA	\$1,851.11
08/22/22	756743473	United Disposal, Inc	AP	CAFMA	\$264.00
08/22/22	756743474	Verizon Wireless	AP	CAFMA	\$4,105.98
08/22/22	756743475	W.W. Williams Company LLC	AP	CAFMA	\$725.41
08/22/22	756743476	XEROX FINANCIAL SERVICES	AP	CAFMA	\$411.61
08/22/22	756743477	Yavapai Fleet Yavapai Machine	AP	CAFMA	\$1,143.26
TOTAL CHECKS AND CHARGES CLEARED:					\$2,565,680.84

CAFMA-Central Arizona Fire and Medical

BR Checks and Charges Outstanding

For the Bank Statement ending: 8/31/22

CAFMA	General Fund	General Fund	1100
-------	--------------	--------------	------

Date	Document	Description	Module	Company	Amount
05/26/22	756743037	Starkweather Roofing Inc	AP	CAFMA	\$21,852.00
06/27/22	756743120	ACG Systems Inc	AP	CAFMA	\$1,059.22
06/27/22	756743139	Crisenbery, Gary	AP	CAFMA	\$1,875.00
06/27/22	756743140	Cross Connections	AP	CAFMA	\$3,682.30
06/27/22	756743170	Anixter Inc	AP	CAFMA	\$5,932.19
06/27/22	756743174	Tessco, Inc	AP	CAFMA	\$3,751.51
06/27/22	756743175	Tessco, Inc	AP	CAFMA	\$26,332.26
07/25/22	756743307	Copper State Supply, Inc	AP	CAFMA	\$729.82
07/25/22	756743327	National Fire Sprinkler Assoc	AP	CAFMA	\$50.00
08/08/22	756743400	AZ FIRE SPRINKLERS LLC	AP	CAFMA	\$324.00
08/08/22	756743408	Schuster, Alan	AP	CAFMA	\$2,890.00
08/22/22	756743422	Action Graphics	AP	CAFMA	\$27.28
08/22/22	756743427	BlueAlly	AP	CAFMA	\$24,053.03
08/22/22	756743446	Dish Network	AP	CAFMA	\$133.09
08/22/22	756743450	Goering, Roberts, Rubin	AP	CAFMA	\$558.00
08/22/22	756743459	O'Reilly Auto Parts	AP	CAFMA	\$327.57
08/22/22	756743460	Public Safety Crisis Solutions	AP	CAFMA	\$4,412.50
08/22/22	756743462	Questionmark Corporation	AP	CAFMA	\$3,285.00
08/22/22	756743463	Restored By Faith LLC	AP	CAFMA	\$280.00
TOTAL CHECKS AND CHARGES OUTSTANDING:					<u>\$101,554.77</u>

CAFMA-Central Arizona Fire and Medical

BR Deposits and Credits Cleared

For the Bank Statement ending: 8/31/22

CAFMA		General Fund			1100
Date	Document	Description	Module	Company	Amount
08/04/22	4111	Deposit	AR	CAFMA	\$27,840.64
08/04/22	4113	Deposit	AR	CAFMA	\$1,629.00
08/11/22	4115	Deposit	AR	CAFMA	\$85,159.73
08/11/22	4116	Deposit	AR	CAFMA	\$158.79
08/11/22	4117	Deposit	AR	CAFMA	\$1,857.00
08/11/22	4118	Deposit	AR	CAFMA	\$3,005.55
08/18/22	4120	Deposit	AR	CAFMA	\$238,984.48
08/18/22	4121	Deposit	AR	CAFMA	\$10,246.23
08/18/22	4126	Deposit	AR	CAFMA	\$1,799.37
08/25/22	4124	Deposit	AR	CAFMA	\$160,537.19
08/25/22	4125	Deposit	AR	CAFMA	\$2,877.00
08/31/22	Cash With Yav Cty	Fire Authority Funding - July,	GL	CAFMA	\$118,921.01
08/31/22	Cash With Yav Cty	GF Interest Revenue - August,	GL	CAFMA	\$5,720.75
08/31/22	Cash With Yav Cty	American Express Incentive Reb	GL	CAFMA	\$1,138.99
08/31/22	Cash With Yav Cty	American Express Incentive Reb	GL	CAFMA	\$1,809.20
TOTAL DEPOSITS AND CREDITS CLEARED:					\$661,684.93

BR Deposits and Credits Outstanding

For the Bank Statement ending:

Date	Document	Description	Module	Company	Amount
------	----------	-------------	--------	---------	--------

TOTAL DEPOSITS AND CREDITS OUTSTANDING:

Bank Reconciliation Register

Document Number	Date	BR Status	Void?	Description	Date Cleared	Amount
MODULE: CHECKS FROM ACCOUNTS PAYABLE						
BANK CONTROL ID: CAFMA - GENERAL FUND						
756743347	08/08/22	Marked	No	American Express, Inc.	09/09/22	\$54,062.33
756743359	08/08/22	Marked	No	Amsoil Inc	09/09/22	\$4,824.38
756743360	08/08/22	Marked	No	APS	09/09/22	\$9,420.73
756743362	08/08/22	Marked	No	Arizona Woodworkers Supply	09/09/22	\$4,600.00
756743363	08/08/22	Marked	No	Auto Trim Plus LLC	09/09/22	\$4,453.07
756743364	08/08/22	Marked	No	Bennett Oil	09/09/22	\$3,796.60
756743365	08/08/22	Marked	No	Best Pick Disposal, Inc	09/09/22	\$467.73
756743366	08/08/22	Marked	No	Bound Tree Medical LLC	09/09/22	\$4,532.93
756743368	08/08/22	Marked	No	Sparklight	09/09/22	\$150.42
756743369	08/08/22	Marked	No	CenturyLink	09/09/22	\$1,158.30
756743370	08/08/22	Marked	No	Chase Bank	09/09/22	\$176.20
756743371	08/08/22	Marked	No	Chase Bank	09/09/22	\$6,450.00
756743372	08/08/22	Marked	No	Chase Bank	09/09/22	\$724,542.84
756743374	08/08/22	Marked	No	City of Prescott	09/09/22	\$98,851.81
756743375	08/08/22	Marked	No	City of Prescott	09/09/22	\$414.40
756743376	08/08/22	Marked	No	Coppersmith Brockelman PLC	09/09/22	\$6,615.00
756743377	08/08/22	Marked	No	Cummins Sales And Service	09/09/22	\$1,288.54
756743378	08/08/22	Marked	No	Curtis Tools for Heroes	09/09/22	\$2,607.16
756743379	08/08/22	Marked	No	FACTORY MOTOR PARTS	09/09/22	\$1,405.10
756743383	08/08/22	Marked	No	Federal Resources	09/09/22	\$11,900.00
756743384	08/08/22	Marked	No	Freightliner of AZ, LLC	09/09/22	\$2,356.71
756743385	08/08/22	Marked	No	Galls LLC	09/09/22	\$764.26
756743386	08/08/22	Marked	No	Michael M. Golightly & Assoc	09/09/22	\$6,332.31
756743387	08/08/22	Marked	No	W.W. Grainger, Inc	09/09/22	\$54.28
756743388	08/08/22	Marked	No	Hillyard, Inc-Flagstaff	09/09/22	\$300.14
756743389	08/08/22	Marked	No	Allentown Kia	09/09/22	\$68,550.11
756743390	08/08/22	Marked	No	Lamb Chevrolet	09/09/22	\$45.79
756743391	08/08/22	Marked	No	Larry H. Miller Surprise	09/09/22	\$59,012.84
756743392	08/08/22	Marked	No	Larry H. Miller Surprise	09/09/22	\$59,012.84
756743393	08/08/22	Marked	No	Life Assist Inc	09/09/22	\$254.71
756743394	08/08/22	Marked	No	Manzanita Landscaping, Inc	09/09/22	\$903.99
756743395	08/08/22	Marked	No	Matheson Tri-Gas, Inc	09/09/22	\$1,125.41
756743396	08/08/22	Marked	No	NAPA Auto Parts	09/09/22	\$2,347.05
756743399	08/08/22	Marked	No	Northern AZ Premier Termite	09/09/22	\$640.00
756743400	08/08/22	Retrieved	No	AZ FIRE SPRINKLERS LLC		\$324.00
756743401	08/08/22	Marked	No	Pediatric Emergency Standards	09/09/22	\$1,892.63
756743402	08/08/22	Marked	No	Prescott Valley Ace Hardware	09/09/22	\$588.77
756743405	08/08/22	Marked	No	Restored By Faith LLC	09/09/22	\$140.00
756743406	08/08/22	Marked	No	Rosenbauer Aerials, LLC	09/09/22	\$1,159.60
756743407	08/08/22	Marked	No	RWC Group	09/09/22	\$1,157.79
756743408	08/08/22	Retrieved	No	Schuster, Alan		\$2,890.00
756743409	08/08/22	Marked	No	Sherwin Williams Company	09/09/22	\$8.19
756743410	08/08/22	Marked	No	Staples Contract & Commmerc.Inc	09/09/22	\$1,112.31
756743411	08/08/22	Marked	No	D.G.Shoemaker & Associates Inc	09/09/22	\$1,029.93
756743412	08/08/22	Marked	No	Tessco, Inc	09/09/22	\$415.82
756743413	08/08/22	Marked	No	The Hike Shack	09/09/22	\$504.00
756743414	08/08/22	Marked	No	Town of Prescott Valley	09/09/22	\$102.83
756743415	08/08/22	Marked	No	Turbo & Electric Sales & Srvc	09/09/22	\$8,755.33
756743416	08/08/22	Marked	No	Unisource Energy Services	09/09/22	\$241.08
756743417	08/08/22	Marked	No	Wex Bank	09/09/22	\$32,098.52
756743418	08/08/22	Marked	No	Wonderlic, Inc.	09/09/22	\$7,860.96
756743419	08/08/22	Marked	No	York	09/09/22	\$55,949.72
756743420	08/08/22	Marked	No	ZebraScapes LLC	09/09/22	\$175.00
756743421	08/22/22	Marked	No	Arizona General / Ace Hardware	09/09/22	\$42.68
756743422	08/22/22	Retrieved	No	Action Graphics		\$27.28
756743423	08/22/22	Marked	No	Alert-All Corporation	09/09/22	\$2,252.72
756743424	08/22/22	Marked	No	APS	09/09/22	\$3,906.30
756743426	08/22/22	Marked	No	Bennett Oil	09/09/22	\$4,533.73
756743427	08/22/22	Retrieved	No	BlueAlly		\$24,053.03
756743428	08/22/22	Marked	No	Bound Tree Medical LLC	09/09/22	\$10,719.12
756743429	08/22/22	Marked	No	Bradshaw Mtn Environmental Inc	09/09/22	\$40.00
756743430	08/22/22	Marked	No	B & W Fire Security Systems	09/09/22	\$420.75

Bank Reconciliation Register

Document Number	Date	BR Status	Void?	Description	Date Cleared	Amount
-----------------	------	-----------	-------	-------------	--------------	--------

MODULE: CHECKS FROM ACCOUNTS PAYABLE

BANK CONTROL ID: CAFMA - GENERAL FUND

(CONTINUED)

756743431	08/22/22	Marked	No	Sparklight	09/09/22	\$1,052.59
756743432	08/22/22	Marked	No	CAFMA Petty Cash	09/09/22	\$115.10
756743433	08/22/22	Marked	No	CenturyLink	09/09/22	\$773.11
756743434	08/22/22	Marked	No	Chase Bank	09/09/22	\$653,049.53
756743436	08/22/22	Marked	No	Chase Card Services	09/09/22	\$7,455.85
756743440	08/22/22	Marked	No	City of Prescott	09/09/22	\$217.98
756743441	08/22/22	Marked	No	Commercial Radiator Service	09/09/22	\$840.00
756743442	08/22/22	Marked	No	Crisenbery, Gary	09/09/22	\$1,875.00
756743443	08/22/22	Marked	No	Cummins Sales And Service	09/09/22	\$175.32
756743444	08/22/22	Marked	No	CSTOR	09/09/22	\$49,843.07
756743445	08/22/22	Marked	No	Curtis Tools for Heroes	09/09/22	\$20,309.74
756743446	08/22/22	Retrieved	No	Dish Network		\$133.09
756743447	08/22/22	Marked	No	FACTORY MOTOR PARTS	09/09/22	\$126.56
756743448	08/22/22	Marked	No	Globalstar	09/09/22	\$279.99
756743449	08/22/22	Marked	No	Michael M. Golightly & Assoc	09/09/22	\$12,238.15
756743450	08/22/22	Retrieved	No	Goering, Roberts, Rubin		\$558.00
756743451	08/22/22	Marked	No	W.W. Grainger, Inc	09/09/22	\$93.21
756743452	08/22/22	Marked	No	International Code Council	09/09/22	\$145.00
756743453	08/22/22	Marked	No	Interstate Batteries	09/09/22	\$1,550.79
756743454	08/22/22	Marked	No	KAIROS Health Arizona, Inc	09/09/22	\$175,843.29
756743455	08/22/22	Marked	No	Magic Glass, Inc	09/09/22	\$325.00
756743456	08/22/22	Marked	No	Melcher Printing, Inc	09/09/22	\$152.40
756743457	08/22/22	Marked	No	CHRISTOPHERSON, COLLEEN	09/09/22	\$49.10
756743458	08/22/22	Marked	No	Joseph Munoz	09/09/22	\$4,591.76
756743459	08/22/22	Retrieved	No	O'Reilly Auto Parts		\$327.57
756743460	08/22/22	Retrieved	No	Public Safety Crisis Solutions		\$4,412.50
756743461	08/22/22	Marked	No	Prescott Valley Ace Hardware	09/09/22	\$21.83
756743462	08/22/22	Retrieved	No	Questionmark Corporation		\$3,285.00
756743463	08/22/22	Retrieved	No	Restored By Faith LLC		\$280.00
756743464	08/22/22	Marked	No	The Counseling Office of	09/09/22	\$3,561.68
756743465	08/22/22	Marked	No	Besonson Tools LLC	09/09/22	\$53.73
756743466	08/22/22	Marked	No	Staples Contract & Commerc.Inc	09/09/22	\$270.48
756743467	08/22/22	Marked	No	Stryker Sales Corporation	09/09/22	\$1,499.40
756743468	08/22/22	Marked	No	Teleflex Funding LLC	09/09/22	\$1,325.66
756743469	08/22/22	Marked	No	Town of Prescott Valley	09/09/22	\$835.72
756743470	08/22/22	Marked	No	Tri Air Testing	09/09/22	\$5,123.00
756743471	08/22/22	Marked	No	Unisource Energy Services	09/09/22	\$108.95
756743472	08/22/22	Marked	No	United Fire Equipment Company	09/09/22	\$1,851.11
756743473	08/22/22	Marked	No	United Disposal, Inc	09/09/22	\$264.00
756743474	08/22/22	Marked	No	Verizon Wireless	09/09/22	\$4,105.98
756743475	08/22/22	Marked	No	W.W. Williams Company LLC	09/09/22	\$725.41
756743476	08/22/22	Marked	No	XEROX FINANCIAL SERVICES	09/09/22	\$411.61
756743477	08/22/22	Marked	No	Yavapai Fleet Yavapai Machine	09/09/22	\$1,143.26

SUB TOTAL FOR BANK: \$2,267,220.59

TOTAL FOR MODULE: \$2,267,220.59

MODULE: DEPOSITS FROM ACCOUNTS RECEIVABLE

BANK CONTROL ID: CAFMA - GENERAL FUND

4111	08/04/22	Marked	No	Deposit	09/09/22	\$27,840.64
4113	08/04/22	Marked	No	Deposit	09/09/22	\$1,629.00
4115	08/11/22	Marked	No	Deposit	09/09/22	\$85,159.73
4116	08/11/22	Marked	No	Deposit	09/09/22	\$158.79
4117	08/11/22	Marked	No	Deposit	09/09/22	\$1,857.00
4118	08/11/22	Marked	No	Deposit	09/09/22	\$3,005.55
4120	08/18/22	Marked	No	Deposit	09/09/22	\$238,984.48
4121	08/18/22	Marked	No	Deposit	09/09/22	\$10,246.23
4124	08/25/22	Marked	No	Deposit	09/09/22	\$160,537.19
4125	08/25/22	Marked	No	Deposit	09/09/22	\$2,877.00
4126	08/18/22	Marked	No	Deposit	09/09/22	\$1,799.37

SUB TOTAL FOR BANK: \$534,094.98

CAFMA-Central Arizona Fire and Medical
Bank Reconciliation Register

Document Number	Date	BR Status	Void?	Description	Date Cleared	Amount
TOTAL FOR MODULE:						\$534,094.98
MODULE: JOURNAL ENTRIES FROM GENERAL LEDGER						
BANK CONTROL ID: CAFMA - GENERAL FUND						
Cash With Yav Cty	08/31/22	Marked	No	Fire Authority Funding - July,	09/09/22	\$118,921.01
Cash With Yav Cty	08/31/22	Marked	No	GF Interest Revenue - August,	09/09/22	\$5,720.75
Cash With Yav Cty	08/31/22	Marked	No	American Express Incentive Reb	09/09/22	\$1,138.99
Cash With Yav Cty	08/31/22	Marked	No	American Express Incentive Reb	09/09/22	\$1,809.20
SUB TOTAL FOR BANK:						\$127,589.95
TOTAL FOR MODULE:						\$127,589.95

CAFMA-Central Arizona Fire and Medical
BR Adjustments Report
For the Bank Statement ending:

Date	Document	Description	GL Account	Offset Amt	Adj. Amt
------	----------	-------------	------------	------------	----------

DOCUMENT:

ADJUSTMENT DOCUMENT " TOTAL:

TOTAL FOR ALL ADJUSTMENTS:

9/12/22
5:40:01 PM

CAFMA-Central Arizona Fire and Medical
Income Statement
(Original Budget to Actual Comparison)
For the period of 8/1/2022 Through 8/31/2022

Fund: (10) General Fund

Account	Actual	Current Period			Year To Date			
		Budget	Variance	%	Actual	Budget	Variance	%
10310000000	\$31,406.17	\$0.00	\$31,406.17	0.0%	\$5,355,497.02	\$5,575,524.00	\$(220,026.98)	(3.9)%
10320000000	87,514.84	0.00	87,514.84	0.0	21,992,687.23	23,300,649.00	(1,307,961.77)	(5.6)
10400100000	4,322.63	0.00	4,322.63	0.0	439,375.34	180,000.00	259,375.34	144.1
10430000000	0.00	0.00	0.00	0.0	25,474.82	40,000.00	(14,525.18)	(36.3)
10440000000	15,886.61	0.00	15,886.61	0.0	174,332.13	51,250.00	123,082.13	240.2
10442500000	2,413.00	0.00	2,413.00	0.0	15,790.80	1,700.00	14,090.80	828.9
10443000000	0.00	0.00	0.00	0.0	3,925.00	2,680.00	1,245.00	46.5
10480000000	432,737.25	0.00	432,737.25	0.0	2,484,627.02	50,000.00	2,434,627.02	4869.3
10490000000	5,720.75	0.00	5,720.75	0.0	24,726.48	50,000.00	(25,273.52)	(50.5)
10490100000	3,905.59	0.00	3,905.59	0.0	19,048.70	0.00	19,048.70	0.0
10510000000	11,785.26	0.00	11,785.26	0.0	139,429.79	110,900.00	28,529.79	25.7
10511000000	0.00	0.00	0.00	0.0	0.00	2,000,000.00	(2,000,000.00)	(100.0)
10512531000	0.00	0.00	0.00	0.0	3,813.75	24,000.00	(20,186.25)	(84.1)
10514041000	23,132.84	0.00	23,132.84	0.0	243,885.57	175,497.00	68,388.57	39.0
10514141000	0.00	0.00	0.00	0.0	3,500.62	10,000.00	(6,499.38)	(65.0)
10530000000	0.00	0.00	0.00	0.0	204,385.49	410,000.00	(205,614.51)	(50.1)
10535000000	2,948.19	0.00	2,948.19	0.0	8,493.96	0.00	8,493.96	0.0
10540000000	0.00	0.00	0.00	0.0	995.00	500.00	495.00	99.0
10543000000	0.00	0.00	0.00	0.0	716,652.18	855,235.00	(138,582.82)	(16.2)
10543010000	0.00	0.00	0.00	0.0	43,376.08	0.00	43,376.08	0.0
10560000000	0.00	0.00	0.00	0.0	0.00	2,100.00	(2,100.00)	(100.0)
10570000000	13,403.85	0.00	13,403.85	0.0	204,014.40	210,000.00	(5,985.60)	(2.9)
10585500000	0.00	0.00	0.00	0.0	48,000.00	30,000.00	18,000.00	60.0
10590000000	125.00	0.00	125.00	0.0	5,300.00	15,000.00	(9,700.00)	(64.7)
10590500000	0.00	0.00	0.00	0.0	3,470.00	26,000.00	(22,530.00)	(86.7)
	\$635,301.98	\$0.00	\$635,301.98	0.0 %	\$32,160,801.38	\$33,121,035.00	\$(960,233.62)	(2.9)%
10610010000	\$81,553.76	\$0.00	\$(81,553.76)	0.0%	\$1,100,150.88	\$1,048,452.00	\$(51,698.88)	(4.9)%
10610020000	30,231.30	0.00	(30,231.30)	0.0	412,766.44	397,193.00	(15,573.44)	(3.9)
10610030000	683,169.48	0.00	(683,169.48)	0.0	9,705,681.22	9,586,425.00	(119,256.22)	(1.2)
10610035000	18,349.04	0.00	(18,349.04)	0.0	257,169.94	256,633.00	(536.94)	(0.2)
10610041000	33,484.80	0.00	(33,484.80)	0.0	468,852.10	443,843.00	(25,009.10)	(5.6)
10610043000	10,750.40	0.00	(10,750.40)	0.0	148,924.06	139,977.00	(8,947.06)	(6.4)
10610048000	29,628.80	0.00	(29,628.80)	0.0	438,002.97	391,395.00	(46,607.97)	(11.9)
10610049000	13,504.00	0.00	(13,504.00)	0.0	176,106.73	175,153.00	(953.73)	(0.5)
10610050000	0.00	0.00	0.00	0.0	0.00	761,494.00	761,494.00	100.0

9/12/22
5:40:01 PM

CAFMA-Central Arizona Fire and Medical
Income Statement
(Original Budget to Actual Comparison)
For the period of 8/1/2022 Through 8/31/2022

Fund: (10) General Fund

	Account	Current Period				Year To Date			
		Actual	Budget	Variance	%	Actual	Budget	Variance	%
CEO/ Fire Chief	10610110000	14,003.08	0.00	(14,003.08)	0.0	193,013.02	182,039.00	(10,974.02)	(6.0)
Special Detail/Fire Pals	10610320400	0.00	0.00	0.00	0.0	6,281.25	12,600.00	6,318.75	50.1
Special Detail/ Babysitting Classes	10610320402	0.00	0.00	0.00	0.0	0.00	250.00	250.00	100.0
Special Detail/Prev/Spec Ev Assign Pay	10610320403	190.00	0.00	(190.00)	0.0	190.00	4,500.00	4,310.00	95.8
Special Detail / OPS	10610330000	0.00	0.00	0.00	0.0	(67.88)	0.00	67.88	0.0
Spec Det/Ops CPR Prgrm Int/Ext	10610330425	680.00	0.00	(680.00)	0.0	3,362.50	5,000.00	1,637.50	32.8
Telestaff Maintenance	10610330426	0.00	0.00	0.00	0.0	0.00	2,000.00	2,000.00	100.0
Spec Det/Ops Employee Hlth Immuniz Prgrm	10610330431	0.00	0.00	0.00	0.0	0.00	1,400.00	1,400.00	100.0
Spec Det/Ops CISM Program Shift Peers	10610330435	0.00	0.00	0.00	0.0	0.00	500.00	500.00	100.0
Spec Det/Ops/Tower Work	10610330439	0.00	0.00	0.00	0.0	680.00	6,500.00	5,820.00	89.5
Spec Det/Ops Haz Mat Program	10610330440	0.00	0.00	0.00	0.0	325.00	625.00	300.00	48.0
Spec Det/Ops Hose Program	10610330441	0.00	0.00	0.00	0.0	0.00	500.00	500.00	100.0
Spec Det/Ops SCBA Program	10610330442	0.00	0.00	0.00	0.0	0.00	6,500.00	6,500.00	100.0
Spec Det/Ops Recruit Academy	10610330447	0.00	0.00	0.00	0.0	8,231.25	8,700.00	468.75	5.4
Spec Det/Ops Promo Testing	10610330449	0.00	0.00	0.00	0.0	6,462.50	8,250.00	1,787.50	21.7
Spec Det/ Ops Misc.	10610330452	1,413.96	0.00	(1,413.96)	0.0	15,528.96	8,000.00	(7,528.96)	(94.1)
Spec Duty Training	10610335476	0.00	0.00	0.00	0.0	0.00	2,600.00	2,600.00	100.0
Spec Det/Trng Instr CARTA	10610335479	0.00	0.00	0.00	0.0	8,756.25	5,000.00	(3,756.25)	(75.1)
Spec Det/ In House EMS Training	10610335482	380.00	0.00	(380.00)	0.0	6,055.00	25,000.00	18,945.00	75.8
Spec Det/Tower Rescue/Instructor	10610335483	0.00	0.00	0.00	0.0	0.00	1,000.00	1,000.00	100.0
Spec Det/ Warehouse	10610349451	0.00	0.00	0.00	0.0	0.00	5,000.00	5,000.00	100.0
Special Detail - Ambulance	10610350000	0.00	0.00	0.00	0.0	0.00	2,000.00	2,000.00	100.0
Acting Pay - Administration	10610410000	25.00	0.00	(25.00)	0.0	430.60	0.00	(430.60)	0.0
Acting Pay - Prevention	10610420000	0.00	0.00	0.00	0.0	631.00	500.00	(131.00)	(26.2)
Acting Pay - Ops	10610430000	3,413.50	0.00	(3,413.50)	0.0	56,105.85	52,560.00	(3,545.85)	(6.7)
Acting Pay - Tech Services	10610441000	0.00	0.00	0.00	0.0	40.00	0.00	(40.00)	0.0
Acting Pay - Fleet Maintenance	10610448000	60.00	0.00	(60.00)	0.0	320.50	400.00	79.50	19.9
Supervisory Assignment - Ambulance	10610450000	0.00	0.00	0.00	0.0	0.00	1,000.00	1,000.00	100.0
Vacation/ Sick Leave Buy Back	10610530000	0.00	0.00	0.00	0.0	19,260.84	300,000.00	280,739.16	93.6
O.T. Salaries/Admin	10611010000	0.00	0.00	0.00	0.0	(897.75)	9,000.00	9,897.75	110.0
O.T. Salaries/ Prevention	10611020000	80.25	0.00	(80.25)	0.0	5,064.21	15,000.00	9,935.79	66.2
Recall O.T./Operations	10611030000	5,386.17	0.00	(5,386.17)	0.0	50,071.48	45,000.00	(5,071.48)	(11.3)
SWAT Response / Coverage	10611030250	305.96	0.00	(305.96)	0.0	(517.83)	9,000.00	9,517.83	105.8
O.T. Salaries/CARTA	10611035000	0.00	0.00	0.00	0.0	(401.62)	2,828.00	3,229.62	114.2
O.T. Salaries/Tech Seives	10611041000	4,535.16	0.00	(4,535.16)	0.0	25,013.17	25,000.00	(13.17)	(0.1)
O.T. Salaries/Comm-Outside Agency	10611041561	0.00	0.00	0.00	0.0	(583.44)	0.00	583.44	0.0
O.T. Salaries/Facilities Maintenance	10611043000	0.00	0.00	0.00	0.0	0.00	5,000.00	5,000.00	100.0
O.T. Salaries/ Fleet Maintenance	10611048000	1,936.63	0.00	(1,936.63)	0.0	3,612.93	23,000.00	19,387.07	84.3

9/12/22
5:40:01 PM

CAFMA-Central Arizona Fire and Medical
Income Statement
(Original Budget to Actual Comparison)
For the period of 8/1/2022 Through 8/31/2022

Fund: (10) General Fund

	Account	Current Period				Year To Date			
		Actual	Budget	Variance	%	Actual	Budget	Variance	%
O.T. Salaries/Warehouse	10611049000	0.00	0.00	0.00	0.0	(3,610.46)	15,000.00	18,610.46	124.1
Overtime - Ambulance	10611050000	0.00	0.00	0.00	0.0	0.00	38,075.00	38,075.00	100.0
FLSA Pay	10611130000	47,775.87	0.00	(47,775.87)	0.0	663,000.64	718,607.00	55,606.36	7.7
Shift O.T./Operations	10611230000	0.00	0.00	0.00	0.0	14,025.98	479,321.00	465,295.02	97.1
Shift OT Sal/Ops/Rte Shft Cov(AD,SL,FMLA	10611230200	41,121.94	0.00	(41,121.94)	0.0	640,464.80	0.00	(640,464.80)	0.0
Off District Wildland Fires	10611431000	100,346.72	0.00	(100,346.72)	0.0	1,511,011.47	50,000.00	(1,461,011.47)	(2922.0)
Training Captain OT	10611535300	0.00	0.00	0.00	0.0	30,679.01	35,200.00	4,520.99	12.8
Trng Cov/Special Duty Pay	10611535304	0.00	0.00	0.00	0.0	258.78	4,950.00	4,691.22	94.8
Trng Cov/EVOC Driver Training Inst Pay	10611535307	0.00	0.00	0.00	0.0	0.00	2,500.00	2,500.00	100.0
Trng Cov/Swift Water Training Officers	10611535380	0.00	0.00	0.00	0.0	6,353.70	2,500.00	(3,853.70)	(154.1)
Trng Cov/Engine Co Training Coverage	10611835326	0.00	0.00	0.00	0.0	0.00	12,600.00	12,600.00	100.0
Trng Cov/OT Eng Co Trng Coverage	10611835330	0.00	0.00	0.00	0.0	9,974.93	26,500.00	16,525.07	62.4
Trng Cov/ OT Special Ops Training	10611835336	0.00	0.00	0.00	0.0	0.00	3,000.00	3,000.00	100.0
Trng Cov/Paramedic Upgrade Training	10611835337	0.00	0.00	0.00	0.0	0.00	10,000.00	10,000.00	100.0
Trng Cov/ OT TRT/ HAZ MAT Training	10611835338	0.00	0.00	0.00	0.0	3,742.34	12,000.00	8,257.66	68.8
ASRS Retirement/Admin	10612910000	7,671.69	0.00	(7,671.69)	0.0	108,571.59	94,896.00	(13,675.59)	(14.4)
ASRS Retirement/Prevention	10612920000	2,514.60	0.00	(2,514.60)	0.0	34,882.59	35,557.00	674.41	1.9
ASRS Retirement/Training	10612935000	364.34	0.00	(364.34)	0.0	5,341.92	4,874.00	(467.92)	(9.6)
ASRS Retirement/Tech Services	10612941000	4,913.92	0.00	(4,913.92)	0.0	68,833.11	57,058.00	(11,775.11)	(20.6)
ASRS Retirement/Facilities Maintenance	10612943000	1,389.46	0.00	(1,389.46)	0.0	19,573.04	17,644.00	(1,929.04)	(10.9)
ASRS Retirement/Fleet Maint	10612948000	2,789.08	0.00	(2,789.08)	0.0	40,123.21	35,987.00	(4,136.21)	(11.5)
ASRS Retirement/Warehouse	10612949000	1,718.12	0.00	(1,718.12)	0.0	24,018.33	23,142.00	(876.33)	(3.8)
ASRS Retirement - Ambulance	10612950000	0.00	0.00	0.00	0.0	0.00	97,673.00	97,673.00	100.0
PSPRS/Admin	10613010000	4,948.56	0.00	(4,948.56)	0.0	70,014.03	157,842.00	87,827.97	55.6
PSPRS/Prevention	10613020000	50.00	0.00	(50.00)	0.0	100.00	0.00	(100.00)	0.0
PSPRS Operations	10613030000	132,942.61	0.00	(132,942.61)	0.0	2,025,014.93	4,927,817.00	2,902,802.07	58.9
PSPRS/ CARTA	10613035000	3,693.03	0.00	(3,693.03)	0.0	60,822.29	112,235.00	51,412.71	45.8
PSPRS/ Fleet Maint	10613048000	2,061.18	0.00	(2,061.18)	0.0	32,011.75	67,791.00	35,779.25	52.8
PSPRS/COP Principle	10613130000	0.00	0.00	0.00	0.0	1,330,000.00	0.00	(1,330,000.00)	0.0
PSPRS/COP - Interest	10613130001	0.00	0.00	0.00	0.0	960,766.37	0.00	(960,766.37)	0.0
401A/Admin	10613210000	0.00	0.00	0.00	0.0	0.00	79,296.00	79,296.00	100.0
401A/ Prevention	10613220000	0.00	0.00	0.00	0.0	0.00	13,787.00	13,787.00	100.0
401A Retirement / Ops	10613230000	31,799.37	0.00	(31,799.37)	0.0	429,903.43	734,559.00	304,655.57	41.5
401A/ Fire Chief	10613310000	868.20	0.00	(868.20)	0.0	20,262.77	35,716.00	15,453.23	43.3
Worker's Comp Insurance/Admin	10615010000	0.00	0.00	0.00	0.0	0.00	44,951.00	44,951.00	100.0
Worker's Comp/Prevention	10615020000	0.00	0.00	0.00	0.0	0.00	38,270.00	38,270.00	100.0
Worker's Comp / Ops	10615030000	0.00	0.00	0.00	0.0	825,956.50	990,613.00	164,656.50	16.6
Worker's Comp/Training	10615035000	0.00	0.00	0.00	0.0	0.00	23,089.00	23,089.00	100.0

9/12/22
5:40:01 PM

CAFMA-Central Arizona Fire and Medical
Income Statement
(Original Budget to Actual Comparison)
For the period of 8/1/2022 Through 8/31/2022

Fund: (10) General Fund

	Account	Current Period				Year To Date			
		Actual	Budget	Variance	%	Actual	Budget	Variance	%
Worker's Comp/Comm	10615041000	0.00	0.00	0.00	0.0	0.00	41,722.00	41,722.00	100.0
Worker's Comp/Facilities	10615043000	0.00	0.00	0.00	0.0	0.00	12,902.00	12,902.00	100.0
Worker's Comp/Maint	10615048000	0.00	0.00	0.00	0.0	0.00	36,913.00	36,913.00	100.0
Worker's Comp/Warehouse	10615049000	0.00	0.00	0.00	0.0	0.00	16,922.00	16,922.00	100.0
Workers Comp Insurance - Ambulance	10615050000	0.00	0.00	0.00	0.0	0.00	67,765.00	67,765.00	100.0
Worker's Comp/Volunteers	10615110000	0.00	0.00	0.00	0.0	0.00	10.00	10.00	100.0
Worker's Comp Wages Reimbursement	10616500000	0.00	0.00	0.00	0.0	1,777.12	0.00	(1,777.12)	0.0
Unemployment Insurance/Admin	10617010000	3.80	0.00	(3.80)	0.0	120.01	3,211.00	3,090.99	96.3
Unemployment/Prevention	10617020000	0.00	0.00	0.00	0.0	28.27	1,284.00	1,255.73	97.8
Unemployment Insurance/Ops	10617030000	0.00	0.00	0.00	0.0	722.51	25,901.00	25,178.49	97.2
Unemployment / Training	10617035000	0.00	0.00	0.00	0.0	16.79	642.00	625.21	97.4
Unemployment/Communications	10617041000	0.00	0.00	0.00	0.0	28.01	1,070.00	1,041.99	97.4
Unemployment/Facilities	10617043000	0.00	0.00	0.00	0.0	11.21	428.00	416.79	97.4
Unemployment/Maint	10617048000	0.00	0.00	0.00	0.0	32.92	1,070.00	1,037.08	96.9
Unemployment/Warehouse	10617049000	0.00	0.00	0.00	0.0	18.66	535.00	516.34	96.5
Unemployment Insurance - Ambulance	10617050000	0.00	0.00	0.00	0.0	0.00	2,783.00	2,783.00	100.0
401A-ASRS/Admin	10618010000	4,064.86	0.00	(4,064.86)	0.0	52,120.16	59,631.00	7,510.84	12.6
401A-ASRS/Prevention	10618020000	1,221.76	0.00	(1,221.76)	0.0	16,674.78	16,726.00	51.22	0.3
401A-ASRS/Training	10618035000	185.60	0.00	(185.60)	0.0	2,675.89	175.00	(2,500.89)	(1429.1)
401A-ASRS/Communication	10618041000	2,357.25	0.00	(2,357.25)	0.0	32,472.18	29,368.00	(3,104.18)	(10.6)
401A-ASRS/Facilities Maint	10618043000	666.52	0.00	(666.52)	0.0	9,233.28	8,989.00	(244.28)	(2.7)
401A-ASRS/ Maint	10618048000	1,337.95	0.00	(1,337.95)	0.0	19,946.34	17,645.00	(2,301.34)	(13.0)
401A-ASRS/ Warehouse	10618049000	849.04	0.00	(849.04)	0.0	11,738.77	11,789.00	50.23	0.4
401A-ASRS - Ambulance	10618050000	0.00	0.00	0.00	0.0	0.00	49,116.00	49,116.00	100.0
Medicare / Admin	10618110000	1,441.04	0.00	(1,441.04)	0.0	18,954.48	17,973.00	(981.48)	(5.5)
Medicare Exp/Prevention	10618120000	433.14	0.00	(433.14)	0.0	5,966.87	6,236.00	269.13	4.3
Medicare / OPS	10618130000	12,580.13	0.00	(12,580.13)	0.0	180,361.22	165,760.00	(14,601.22)	(8.8)
Medicare Exp/CARTA	10618135000	515.46	0.00	(515.46)	0.0	4,460.33	3,762.00	(698.33)	(18.6)
Medicare Exp/Communications	10618141000	538.77	0.00	(538.77)	0.0	7,429.88	6,898.00	(531.88)	(7.7)
Medicare Exp/Facilities Maintenance	10618143000	152.70	0.00	(152.70)	0.0	2,116.74	2,102.00	(14.74)	(0.7)
Medicare Exp/Maint	10618148000	450.35	0.00	(450.35)	0.0	6,532.05	6,015.00	(517.05)	(8.6)
Medicare Exp/Warehouse	10618149000	197.31	0.00	(197.31)	0.0	2,735.09	2,757.00	21.91	0.8
Medicare Tax - Ambulance	10618150000	0.00	0.00	0.00	0.0	0.00	11,042.00	11,042.00	100.0
Post Employment Health Plan	10618530000	11,310.98	0.00	(11,310.98)	0.0	159,836.37	132,633.00	(27,203.37)	(20.5)
Medical Insurance./Admin	10619010000	12,091.41	0.00	(12,091.41)	0.0	168,732.43	167,040.00	(1,692.43)	(1.0)
Medical Insurance/Prevention	10619020000	3,939.20	0.00	(3,939.20)	0.0	53,909.55	57,420.00	3,510.45	6.1
Medical Insurance/OPS	10619030000	92,636.12	0.00	(92,636.12)	0.0	1,281,491.86	1,273,680.00	(7,811.86)	(0.6)
Medical Insurance/Training	10619035000	2,322.52	0.00	(2,322.52)	0.0	31,830.19	41,760.00	9,929.81	23.8

9/12/22
5:40:01 PM

CAFMA-Central Arizona Fire and Medical
Income Statement
(Original Budget to Actual Comparison)
For the period of 8/1/2022 Through 8/31/2022

Fund: (10) General Fund

	Account	Current Period				Year To Date			
		Actual	Budget	Variance	%	Actual	Budget	Variance	%
Medical Insurance/Comm	10619041000	3,889.52	0.00	(3,889.52)	0.0	54,502.26	57,420.00	2,917.74	5.1
Medical Insurance/Facilities	10619043000	1,575.68	0.00	(1,575.68)	0.0	21,559.47	20,880.00	(679.47)	(3.3)
Medical Insurance/Maint	10619048000	3,914.36	0.00	(3,914.36)	0.0	52,468.15	54,810.00	2,341.85	4.3
Medical Insurance/Warehouse	10619049000	2,363.52	0.00	(2,363.52)	0.0	27,792.71	31,320.00	3,527.29	11.3
Health Insurance - Ambulance	10619050000	0.00	0.00	0.00	0.0	0.00	135,720.00	135,720.00	100.0
Medical Insurance Assistance/OPS	10619130000	56,408.00	0.00	(56,408.00)	0.0	774,709.95	610,008.00	(164,701.95)	(27.0)
Training and Travel - Facilities Mtc	10659043000	0.00	0.00	0.00	0.0	0.00	1,500.00	1,500.00	100.0
Total Personnel Expenses		\$1,537,496.97	\$0.00	\$(1,537,496.97)	0.0 %	\$25,049,725.68	\$26,193,200.00	\$1,143,474.32	4.4 %
<u>Supply Expenses</u>									
Office Supplies / Admin	10620010000	\$0.00	\$0.00	\$0.00	0.0%	\$138.32	\$500.00	\$361.68	72.3%
Office Supplies / Tech Services	10620041000	0.00	0.00	0.00	0.0	455.62	500.00	44.38	8.9
Office Supplies	10620049000	291.78	0.00	(291.78)	0.0	5,764.57	12,500.00	6,735.43	53.9
Supplies - Ambulance	10620050000	0.00	0.00	0.00	0.0	0.00	606.00	606.00	100.0
Computer Supplies & Software / Training	10620135000	0.00	0.00	0.00	0.0	12,539.87	17,200.00	4,660.13	27.1
Computer Supplies & Equipment / Communic	10620141000	70,005.06	0.00	(70,005.06)	0.0	319,695.82	344,065.00	24,369.18	7.1
In House Dupl & Prtg	10620510000	411.61	0.00	(411.61)	0.0	19,584.88	15,000.00	(4,584.88)	(30.6)
In House Dupl & Prtg/ Warehouse	10620549000	882.16	0.00	(882.16)	0.0	14,312.54	17,250.00	2,937.46	17.0
In House Duplicating - Ambulance	10620550000	0.00	0.00	0.00	0.0	0.00	180.00	180.00	100.0
District Fire Corps Program	10621010000	0.00	0.00	0.00	0.0	0.00	500.00	500.00	100.0
District Mapping Program	10621141000	0.00	0.00	0.00	0.0	7,096.70	8,700.00	1,603.30	18.4
Employee Health & Wellness Supplies	10621230000	0.00	0.00	0.00	0.0	0.00	157.00	157.00	100.0
Medical Supplies	10621530000	6,945.74	0.00	(6,945.74)	0.0	206,172.28	140,499.00	(65,673.28)	(46.7)
Medical Supplies-Disposable-Ambulance	10621550000	0.00	0.00	0.00	0.0	0.00	104,340.00	104,340.00	100.0
CPR Supplies & Books	10621630000	424.71	0.00	(424.71)	0.0	9,314.11	10,000.00	685.89	6.9
Medical Equipment Replacement	10621730000	0.00	0.00	0.00	0.0	19,057.85	22,050.00	2,992.15	13.6
Fuel (Diesel & Gas)	10622048000	40,701.42	0.00	(40,701.42)	0.0	379,293.21	359,500.00	(19,793.21)	(5.5)
Fuel - Ambulance	10622050000	0.00	0.00	0.00	0.0	0.00	10,341.00	10,341.00	100.0
Oil & Lubr. (Routine)	10622148000	5,511.72	0.00	(5,511.72)	0.0	24,724.84	25,000.00	275.16	1.1
Vehicle Fluid Supplies - Ambulance	10622150000	0.00	0.00	0.00	0.0	0.00	2,000.00	2,000.00	100.0
Uniforms/Admin	10623010000	0.00	0.00	0.00	0.0	904.96	3,550.00	2,645.04	74.5
Uniforms/Prevention	10623020000	0.00	0.00	0.00	0.0	658.59	3,000.00	2,341.41	78.0
Uniforms/Operations	10623030000	1,521.69	0.00	(1,521.69)	0.0	106,120.69	129,450.00	23,329.31	18.0
Uniforms/Operations - Honor Guard	10623030540	0.00	0.00	0.00	0.0	865.80	4,000.00	3,134.20	78.4
Uniforms - Training	10623035000	0.00	0.00	0.00	0.0	1,327.20	4,200.00	2,872.80	68.4
Uniforms/Communications	10623041000	13.10	0.00	(13.10)	0.0	316.97	2,500.00	2,183.03	87.3
Uniforms-Facilities Maintenance	10623043000	0.00	0.00	0.00	0.0	0.00	1,000.00	1,000.00	100.0
Uniforms-Fleet Maintenance	10623048000	0.00	0.00	0.00	0.0	30.00	2,750.00	2,720.00	98.9

9/12/22
5:40:01 PM

CAFMA-Central Arizona Fire and Medical
Income Statement
(Original Budget to Actual Comparison)
For the period of 8/1/2022 Through 8/31/2022

Fund: (10) General Fund

	Account	Current Period				Year To Date			
		Actual	Budget	Variance	%	Actual	Budget	Variance	%
Uniforms/Warehouse	10623049000	0.00	0.00	0.00	0.0	0.00	1,750.00	1,750.00	100.0
Uniforms - Ambulance	10623050000	0.00	0.00	0.00	0.0	0.00	18,000.00	18,000.00	100.0
Protective Clothing	10623130000	188.63	0.00	(188.63)	0.0	130,022.40	207,510.00	77,487.60	37.3
Station Boots	10623130100	504.00	0.00	(504.00)	0.0	19,959.55	18,300.00	(1,659.55)	(9.1)
Library Reference Materials / Admin	10624010000	0.00	0.00	0.00	0.0	0.00	2,764.00	2,764.00	100.0
Operations Supplies/Routine	10624030000	0.00	0.00	0.00	0.0	0.00	5,550.00	5,550.00	100.0
Library Reference Materials/Tr Ctr	10624035000	908.91	0.00	(908.91)	0.0	2,497.51	6,450.00	3,952.49	61.3
Communications Supplies / Routine	10624041000	0.00	0.00	0.00	0.0	681.93	1,000.00	318.07	31.8
Facilities Maint Supplies/Routine	10624043000	0.00	0.00	0.00	0.0	40.28	530.00	489.72	92.4
Supplies/Prevention	10624220000	391.82	0.00	(391.82)	0.0	4,210.32	2,840.00	(1,370.32)	(48.3)
Supplies / Fleet Maintenance	10624248000	708.43	0.00	(708.43)	0.0	10,803.28	13,000.00	2,196.72	16.9
Supplies / Warehouse	10624249000	351.50	0.00	(351.50)	0.0	3,609.20	6,000.00	2,390.80	39.8
Library Reference Materials/Prevention	10624320000	0.00	0.00	0.00	0.0	1,909.43	2,960.00	1,050.57	35.5
Pub Ed/School Ed/Prevention	10624520000	2,611.76	0.00	(2,611.76)	0.0	7,401.97	12,015.00	4,613.03	38.4
Public Education/EMS	10624530000	0.00	0.00	0.00	0.0	0.00	6,500.00	6,500.00	100.0
Supplies-Warehouse Purchasing Group	10624549000	12,147.72	0.00	(12,147.72)	0.0	193,646.47	200,000.00	6,353.53	3.2
PAWUIC DefensiblW Space Grant	10624920010	4,591.76	0.00	(4,591.76)	0.0	8,405.51	24,000.00	15,594.49	65.0
Vehicle Maint (Routine)	10625048000	19,939.15	0.00	(19,939.15)	0.0	152,229.36	164,000.00	11,770.64	7.2
Vehicle Maintenance - Ambulance	10625050000	0.00	0.00	0.00	0.0	0.00	6,769.00	6,769.00	100.0
Vehicle Maint (Special Prjcts)	10625148000	640.08	0.00	(640.08)	0.0	5,712.24	8,000.00	2,287.76	28.6
FF Equipment Maintenance	10626048000	1,928.17	0.00	(1,928.17)	0.0	19,018.91	21,500.00	2,481.09	11.5
SCBA Supplies & Maint	10626348000	7,699.52	0.00	(7,699.52)	0.0	34,484.62	10,000.00	(24,484.62)	(244.8)
SCBA Supplies & Maintenance	10626349000	0.00	0.00	0.00	0.0	0.00	24,500.00	24,500.00	100.0
Tire Replacement	10626548000	18,408.76	0.00	(18,408.76)	0.0	77,038.93	66,000.00	(11,038.93)	(16.7)
Tire Repair	10626648000	429.32	0.00	(429.32)	0.0	3,875.83	6,500.00	2,624.17	40.4
Building Maint Supplies	10627043001	377.95	0.00	(377.95)	0.0	20,896.88	20,500.00	(396.88)	(1.9)
Building Maint Supplies/Prevention	10627043002	0.00	0.00	0.00	0.0	696.33	2,500.00	1,803.67	72.1
Building Maint Supplies-Administration	10627043011	264.00	0.00	(264.00)	0.0	8,348.84	7,000.00	(1,348.84)	(19.3)
Building Maint Supplies/CARTA	10627043035	776.50	0.00	(776.50)	0.0	11,788.74	13,500.00	1,711.26	12.7
Building Maint Supplies/Comm Building	10627043041	0.00	0.00	0.00	0.0	3,147.56	4,000.00	852.44	21.3
Building Maint Supplies/Maint Facility	10627043048	201.84	0.00	(201.84)	0.0	5,383.26	5,000.00	(383.26)	(7.7)
Building Maint Supplies/Warehouse	10627043049	0.00	0.00	0.00	0.0	461.74	5,000.00	4,538.26	90.8
Building Maint Supplies/Sta 50	10627043050	0.00	0.00	0.00	0.0	2,004.39	4,000.00	1,995.61	49.9
Building Maint Supplies/Sta 51	10627043051	0.00	0.00	0.00	0.0	4,611.36	5,600.00	988.64	17.7
Building Maint Supplies/Sta 52	10627043052	0.00	0.00	0.00	0.0	877.99	2,000.00	1,122.01	56.1
Building Maint Supplies/Sta 53	10627043053	0.00	0.00	0.00	0.0	7,186.62	5,000.00	(2,186.62)	(43.7)
Building Maint Supplies/Sta 54	10627043054	136.55	0.00	(136.55)	0.0	2,404.40	5,000.00	2,595.60	51.9
Building Maint Supplies/Sta 56	10627043056	0.00	0.00	0.00	0.0	65.98	2,000.00	1,934.02	96.7

9/12/22
5:40:01 PM

CAFMA-Central Arizona Fire and Medical
Income Statement
(Original Budget to Actual Comparison)
For the period of 8/1/2022 Through 8/31/2022

Fund: (10) General Fund

	Account	Current Period				Year To Date			
		Actual	Budget	Variance	%	Actual	Budget	Variance	%
Building Maint Supplies/Sta 57	10627043057	96.12	0.00	(96.12)	0.0	2,691.86	5,000.00	2,308.14	46.2
Building Maint Supplies/Sta 58	10627043058	101.63	0.00	(101.63)	0.0	2,844.75	5,000.00	2,155.25	43.1
Building Maint Supplies/Sta 59	10627043059	110.04	0.00	(110.04)	0.0	2,168.76	5,000.00	2,831.24	56.6
Building Maint Supplies - Station 61	10627043061	0.00	0.00	0.00	0.0	11,392.06	9,000.00	(2,392.06)	(26.6)
Building Maint Supplies - Station 62	10627043062	53.48	0.00	(53.48)	0.0	1,660.51	5,000.00	3,339.49	66.8
Building Maint Supplies - Station 63	10627043063	324.95	0.00	(324.95)	0.0	2,743.69	5,000.00	2,256.31	45.1
Building Maint Supplies- Large Projects	10627043100	0.00	0.00	0.00	0.0	176,375.55	150,000.00	(26,375.55)	(17.6)
Furniture & Fixture Replacement	10627143000	3,835.71	0.00	(3,835.71)	0.0	21,938.32	29,200.00	7,261.68	24.9
Furniture & Fixtures / Warehouse	10627149000	0.00	0.00	0.00	0.0	5,029.85	6,000.00	970.15	16.2
Janitorial / All Stations	10627249000	3,041.77	0.00	(3,041.77)	0.0	38,188.44	33,500.00	(4,688.44)	(14.0)
Janitorial Supplies - Ambulance	10627250000	0.00	0.00	0.00	0.0	0.00	1,528.00	1,528.00	100.0
Station Supplies-All Stations	10627349000	4,205.42	0.00	(4,205.42)	0.0	17,636.72	15,000.00	(2,636.72)	(17.6)
Site / Equip Maint Supplies / Comm	10627441000	0.00	0.00	0.00	0.0	15,068.92	25,000.00	9,931.08	39.7
Radio/Pager Maintenance	10628041000	268.65	0.00	(268.65)	0.0	22,812.99	107,500.00	84,687.01	78.8
Supplies for Outside Agency Work	10628141000	0.00	0.00	0.00	0.0	25,362.56	10,000.00	(15,362.56)	(153.6)
Supplies for Outside Agency Work	10628148000	391.88	0.00	(391.88)	0.0	19,385.33	24,000.00	4,614.67	19.2
Batteries / Communications	10628841000	0.00	0.00	0.00	0.0	0.00	150.00	150.00	100.0
Batteries/ All Stations	10628849000	0.00	0.00	0.00	0.0	2,529.34	3,170.00	640.66	20.2
Firefighter Equipment Replacement	10628930000	9,047.92	0.00	(9,047.92)	0.0	46,415.20	55,600.00	9,184.80	16.5
Firefighting Equipment New Purchases	10629030000	0.00	0.00	0.00	0.0	78,518.65	80,000.00	1,481.35	1.9
Ambulance Equipment - Routine	10629050000	0.00	0.00	0.00	0.0	0.00	12,800.00	12,800.00	100.0
Haz-Mat Equipment	10629130000	0.00	0.00	0.00	0.0	15,403.33	9,000.00	(6,403.33)	(71.1)
Comm/Radio Technician Equipment	10629241000	0.00	0.00	0.00	0.0	4,224.12	6,750.00	2,525.88	37.4
Technical Rescue Equipment	10629330000	931.05	0.00	(931.05)	0.0	14,817.73	14,000.00	(817.73)	(5.8)
Drone Program	10629430000	175.00	0.00	(175.00)	0.0	2,934.51	3,500.00	565.49	16.2
Wildland Equipment Replacement	10629530000	248.39	0.00	(248.39)	0.0	6,378.16	10,000.00	3,621.84	36.2
CARTA Equipment/ Prop Supplies	10629635000	21.83	0.00	(21.83)	0.0	9,091.87	32,000.00	22,908.13	71.6
Exercise Equipment - Ops	10629730000	0.00	0.00	0.00	0.0	7,845.40	10,000.00	2,154.60	21.5
Small Tools/Facilities Maintenance	10630043000	291.47	0.00	(291.47)	0.0	11,008.67	11,500.00	491.33	4.3
Small Tools / Maintenance	10630048000	53.73	0.00	(53.73)	0.0	8,766.81	9,000.00	233.19	2.6
Small Tools / Warehouse	10630049000	0.00	0.00	0.00	0.0	36.43	900.00	863.57	96.0
Safety Equip & Supplies/Warehouse	10631049000	0.00	0.00	0.00	0.0	64.93	750.00	685.07	91.3
Total Supply Expenses		\$223,114.40	\$0.00	\$(223,114.40)	0.0 %	\$2,445,132.11	\$2,853,724.00	\$408,591.89	14.3 %
<u>Service Expenses</u>									
Audit & Accounting	10640010000	\$0.00	\$0.00	\$0.00	0.0%	\$29,376.00	\$36,000.00	\$6,624.00	18.4%
Audit & Accounting - Ambulance	10640050000	0.00	0.00	0.00	0.0	0.00	4,320.00	4,320.00	100.0
Other Prof Services/Admin	10640510000	103.98	0.00	(103.98)	0.0	31,511.33	44,600.00	13,088.67	29.3

9/12/22
5:40:01 PM

CAFMA-Central Arizona Fire and Medical
Income Statement
(Original Budget to Actual Comparison)
For the period of 8/1/2022 Through 8/31/2022

Fund: (10) General Fund

	Account	Current Period				Year To Date			
		Actual	Budget	Variance	%	Actual	Budget	Variance	%
Other Prof Services/Ops	10640530000	1,125.41	0.00	(1,125.41)	0.0	52,018.31	47,951.00	(4,067.31)	(8.5)
Other Prof Services/Comm	10640541000	6,035.52	0.00	(6,035.52)	0.0	58,477.29	81,500.00	23,022.71	28.2
Other Prof Services/Facilities	10640543000	420.00	0.00	(420.00)	0.0	31,134.15	44,450.00	13,315.85	30.0
Other Professional Services-Ambulance	10640550000	0.00	0.00	0.00	0.0	0.00	85,350.00	85,350.00	100.0
Legal Services - Routine	10641010000	0.00	0.00	0.00	0.0	29,228.06	70,000.00	40,771.94	58.2
Legal Services-Non Routine	10641010600	558.00	0.00	(558.00)	0.0	558.00	7,500.00	6,942.00	92.6
Legal Services - CON Legal & Consulting	10641010605	6,615.00	0.00	(6,615.00)	0.0	79,163.40	75,000.00	(4,163.40)	(5.6)
Legal Services - Ambulance	10641050000	0.00	0.00	0.00	0.0	0.00	65,000.00	65,000.00	100.0
Mental Health	10641510000	5,804.18	0.00	(5,804.18)	0.0	82,268.40	89,400.00	7,131.60	8.0
Employee Health / Exams/Ops	10641530000	0.00	0.00	0.00	0.0	57,073.76	604,245.00	547,171.24	90.6
Employee Assistance Program	10642010000	2,170.00	0.00	(2,170.00)	0.0	16,510.00	9,200.00	(7,310.00)	(79.5)
Dispatch Services/Ops	10642530000	98,851.81	0.00	(98,851.81)	0.0	918,153.03	1,027,979.00	109,825.97	10.7
Dispatch Services - Ambulance	10642550000	0.00	0.00	0.00	0.0	0.00	100,000.00	100,000.00	100.0
Communications/Admin	10643010000	0.00	0.00	0.00	0.0	1,956.00	0.00	(1,956.00)	0.0
Communications	10643041000	7,542.75	0.00	(7,542.75)	0.0	105,469.89	91,700.00	(13,769.89)	(15.0)
Communications - Ambulance	10643050000	0.00	0.00	0.00	0.0	0.00	8,000.00	8,000.00	100.0
Postage/Admin	10643510000	65.74	0.00	(65.74)	0.0	3,621.64	7,550.00	3,928.36	52.0
Shipping / Warehouse	10643549000	0.00	0.00	0.00	0.0	1,347.55	1,750.00	402.45	23.0
Postage - Ambulance	10643550000	0.00	0.00	0.00	0.0	0.00	225.00	225.00	100.0
Fire Board Expenses	10644110000	0.00	0.00	0.00	0.0	49.13	500.00	450.87	90.2
Off District Expenses	10644231000	14,307.89	0.00	(14,307.89)	0.0	209,616.26	20,000.00	(189,616.26)	(948.1)
Newspaper Advertising	10647010000	0.00	0.00	0.00	0.0	647.37	4,000.00	3,352.63	83.8
Outside Duplication & Printing / Admin	10649010000	0.00	0.00	0.00	0.0	444.85	1,750.00	1,305.15	74.6
Outside Dupl & Printing/Prevention	10649020000	152.40	0.00	(152.40)	0.0	532.63	1,400.00	867.37	62.0
Outside Dupl & Printing/Ops	10649030000	861.49	0.00	(861.49)	0.0	1,808.31	2,800.00	991.69	35.4
Insurance	10650010000	0.00	0.00	0.00	0.0	162,803.77	176,000.00	13,196.23	7.5
Insurance - Ambulance	10650050000	0.00	0.00	0.00	0.0	0.00	6,131.00	6,131.00	100.0
Cable TV	10650843000	149.93	0.00	(149.93)	0.0	2,084.21	1,575.00	(509.21)	(32.3)
Cable TV - Ambulance	10650850000	0.00	0.00	0.00	0.0	0.00	100.00	100.00	100.0
Electric	10651043000	13,327.03	0.00	(13,327.03)	0.0	193,505.72	168,500.00	(25,005.72)	(14.8)
Electric - Ambulance	10651050000	0.00	0.00	0.00	0.0	0.00	9,500.00	9,500.00	100.0
Sanitation Charge - Health/Medical Waste	10651230000	0.00	0.00	0.00	0.0	745.70	1,000.00	254.30	25.4
Sanitation	10651243000	731.73	0.00	(731.73)	0.0	9,430.79	9,260.00	(170.79)	(1.8)
Sanitation - Ambulance	10651250000	0.00	0.00	0.00	0.0	0.00	550.00	550.00	100.0
Natural Gas	10652043000	350.03	0.00	(350.03)	0.0	20,012.04	22,150.00	2,137.96	9.7
Natural Gas - Ambulance	10652050000	0.00	0.00	0.00	0.0	0.00	1,250.00	1,250.00	100.0
LPG	10653043000	0.00	0.00	0.00	0.0	32,632.95	32,725.00	92.05	0.3
LPG - Ambulance	10653050000	0.00	0.00	0.00	0.0	0.00	1,850.00	1,850.00	100.0

9/12/22
5:40:01 PM

CAFMA-Central Arizona Fire and Medical
Income Statement
(Original Budget to Actual Comparison)
For the period of 8/1/2022 Through 8/31/2022

Fund: (10) General Fund

	Account	Actual	Current Period Budget	Variance	%	Actual	Year To Date Budget	Variance	%
Pest Control	10653543000	640.00	0.00	(640.00)	0.0	5,000.00	5,000.00	0.00	0.0
Water/Sewer	10654043000	1,570.93	0.00	(1,570.93)	0.0	26,142.52	20,940.00	(5,202.52)	(24.8)
Water/Sewer - Ambulance	10654050000	0.00	0.00	0.00	0.0	0.00	1,200.00	1,200.00	100.0
Hydrant Maintenance	10655130000	94.20	0.00	(94.20)	0.0	230.45	3,000.00	2,769.55	92.3
Repair & Maint Equip/Admin	10658010000	0.00	0.00	0.00	0.0	0.00	500.00	500.00	100.0
Outside Repair Equip/ Prevention	10658020000	0.00	0.00	0.00	0.0	60.00	500.00	440.00	88.0
Outside Repair Equip/Ops	10658030000	1,499.40	0.00	(1,499.40)	0.0	28,358.25	24,305.00	(4,053.25)	(16.7)
Outside Repair Equip/ CARTA	10658035000	0.00	0.00	0.00	0.0	0.00	2,000.00	2,000.00	100.0
Outside Repair Equip/Fac Maint	10658043000	420.75	0.00	(420.75)	0.0	1,500.93	2,700.00	1,199.07	44.4
Outside Repair/Veh Maint Equip	10658048000	3,041.50	0.00	(3,041.50)	0.0	19,306.47	22,500.00	3,193.53	14.2
EMS Training	10658735000	0.00	0.00	0.00	0.0	199.00	3,110.00	2,911.00	93.6
CARTA Training Classes	10658835000	0.00	0.00	0.00	0.0	4,768.48	15,700.00	10,931.52	69.6
Training & Travel/Admin	10659010000	3,171.84	0.00	(3,171.84)	0.0	13,927.46	24,300.00	10,372.54	42.7
Training & Travel/Prevention	10659020000	54.00	0.00	(54.00)	0.0	12,471.29	9,800.00	(2,671.29)	(27.3)
Training & Travel/OPS	10659030000	3,737.03	0.00	(3,737.03)	0.0	49,948.78	47,105.00	(2,843.78)	(6.0)
Traning & Travel Conference-Honor Guard	10659030540	0.00	0.00	0.00	0.0	0.00	1,500.00	1,500.00	100.0
Training & Travel - Pipes and Drums	10659030541	0.00	0.00	0.00	0.0	0.00	2,500.00	2,500.00	100.0
Training & Travel/CARTA	10659035000	12,677.03	0.00	(12,677.03)	0.0	19,874.18	30,900.00	11,025.82	35.7
Training & Travel/Communications	10659041000	29.42	0.00	(29.42)	0.0	1,088.85	6,500.00	5,411.15	83.2
Travel & Training / Fleet Maintenance	10659048000	0.00	0.00	0.00	0.0	54.00	4,000.00	3,946.00	98.7
Travel & Training / Warehouse	10659049000	0.00	0.00	0.00	0.0	3,224.97	1,500.00	(1,724.97)	(115.0)
Training & Travel - Ambulance	10659050000	0.00	0.00	0.00	0.0	0.00	9,800.00	9,800.00	100.0
Books & Subscriptions / Training Center/	10659135035	0.00	0.00	0.00	0.0	30.55	1,050.00	1,019.45	97.1
ACLS Upgrade	10659335000	0.00	0.00	0.00	0.0	8,450.00	21,930.00	13,480.00	61.5
College - Upper and Lower Division	10659435000	1,596.00	0.00	(1,596.00)	0.0	19,968.40	0.00	(19,968.40)	0.0
Awards / Admin	10659510000	0.00	0.00	0.00	0.0	6,696.86	8,200.00	1,503.14	18.3
Awards / Ops	10659530000	87.67	0.00	(87.67)	0.0	3,480.82	7,375.00	3,894.18	52.8
College - Upper Lower Div	10659535000	0.00	0.00	0.00	0.0	0.00	20,000.00	20,000.00	100.0
Dues / Admin	10660010000	210.00	0.00	(210.00)	0.0	5,812.86	7,635.00	1,822.14	23.9
Dues/Prevention	10660020000	145.00	0.00	(145.00)	0.0	2,299.50	1,542.00	(757.50)	(49.1)
Dues/Operations	10660030000	0.00	0.00	0.00	0.0	593.00	4,400.00	3,807.00	86.5
Dues/CARTA	10660035000	0.00	0.00	0.00	0.0	1,077.50	1,635.00	557.50	34.1
Dues/Warehouse	10660049000	0.00	0.00	0.00	0.0	0.00	200.00	200.00	100.0
Dues - AZ Ambulance Association	10660050000	0.00	0.00	0.00	0.0	0.00	1,000.00	1,000.00	100.0
Misc/Admin	10661010000	3,910.80	0.00	(3,910.80)	0.0	(27,050.98)	2,500.00	29,550.98	1182.0
Misc/Prevention	10661020000	0.00	0.00	0.00	0.0	2,132.42	2,880.00	747.58	26.0
Misc/Operations	10661030000	0.00	0.00	0.00	0.0	334.39	0.00	(334.39)	0.0
Misc/Operations - Routine	10661030490	0.00	0.00	0.00	0.0	0.00	2,250.00	2,250.00	100.0

9/12/22
5:40:01 PM

CAFMA-Central Arizona Fire and Medical
Income Statement
(Original Budget to Actual Comparison)
For the period of 8/1/2022 Through 8/31/2022

Fund: (10) General Fund

	Account	Current Period				Year To Date			
		Actual	Budget	Variance	%	Actual	Budget	Variance	%
Misc/Operations - Fire Rehab	10661030491	0.00	0.00	0.00	0.0	303.61	2,250.00	1,946.39	86.5
Misc/Operations	10661030492	0.00	0.00	0.00	0.0	129.50	550.00	420.50	76.5
Misc/Promotional Testing	10661030494	0.00	0.00	0.00	0.0	0.00	2,000.00	2,000.00	100.0
Misc/Captain Promotional Testing	10661030496	0.00	0.00	0.00	0.0	309.10	1,200.00	890.90	74.2
Misc/Firefighter Recruitment Supplies	10661030498	0.00	0.00	0.00	0.0	0.00	200.00	200.00	100.0
Miscellaneous - Ambulance	10661050000	0.00	0.00	0.00	0.0	0.00	1,000.00	1,000.00	100.0
Contract Services / Comm & IT	10663041000	0.00	0.00	0.00	0.0	7,513.18	8,400.00	886.82	10.6
Total Service Expenses		\$192,058.46	\$0.00	\$(192,058.46)	0.0 %	\$2,350,416.88	\$3,300,318.00	\$949,901.12	28.8 %
<u>Capital Expenses</u>									
Allocation to Capital Reserve Account	10770100000	\$0.00	\$0.00	\$0.00	0.0%	\$0.00	\$100,000.00	\$100,000.00	100.0%
Capital Outlay/ Facilities	10772043000	4,600.00	0.00	(4,600.00)	0.0	165,568.82	134,500.00	(31,068.82)	(23.1)
Capital Outlay/ Vehicles/ Prevention	10773020000	115,962.56	0.00	(115,962.56)	0.0	115,962.56	0.00	(115,962.56)	0.0
Capital Outlay/Vehicles/OPS	10773030000	9,885.99	0.00	(9,885.99)	0.0	3,047,319.38	445,314.00	(2,602,005.38)	(584.3)
Capital Outlay/ Vehicles/ Tech Services	10773041000	60,012.84	0.00	(60,012.84)	0.0	60,012.84	0.00	(60,012.84)	0.0
Capital Outlay/ Vehicles/ Warehouse	10773049000	68,550.11	0.00	(68,550.11)	0.0	68,550.11	0.00	(68,550.11)	0.0
Capital Outlay/ Equip/ Prevention	10774020000	0.00	0.00	0.00	0.0	0.00	120,000.00	120,000.00	100.0
Capital Outlay/ Equip/ OPS	10774030000	17,003.69	0.00	(17,003.69)	0.0	95,478.48	177,265.00	81,786.52	46.1
Capital Outlay/ Equip/ Fleet Maintenance	10774048000	0.00	0.00	0.00	0.0	32,524.16	23,000.00	(9,524.16)	(41.4)
Capital Outlay-Equipment-Ambulance	10774050000	0.00	0.00	0.00	0.0	0.00	35,814.00	35,814.00	100.0
Capital Outlay - Comm/IT	10775041000	24,053.03	0.00	(24,053.03)	0.0	265,789.86	300,000.00	34,210.14	11.4
Total Capital Expenses		\$300,068.22	\$0.00	\$(300,068.22)	0.0 %	\$3,851,206.21	\$1,335,893.00	\$(2,515,313.21)	(188.3)%
Total Expenses		\$2,252,738.05		\$(2,252,738.05)		\$33,696,480.88	\$33,683,135.00	\$(13,345.88)	0.0%
Income (Loss) from Operations		\$(1,617,436.07)	\$0.00	\$(1,617,436.07)	0.0%	\$(1,535,679.50)	\$(562,100.00)	\$(973,579.50)	(173.2)%
<u>Contingency</u>									
Funded Contingency/Admin	10780010000	\$0.00	\$0.00	\$0.00	0.0%	\$0.00	\$(124,350.00)	\$124,350.00	100.0%
Funded Contingency/Prevention	10780020000	0.00	0.00	0.00	0.0	0.00	(33,013.00)	33,013.00	100.0
Funded Contingency/OPS	10780030000	0.00	0.00	0.00	0.0	0.00	(1,141,072.00)	1,141,072.00	100.0
Funded Contingency/Training	10780035000	0.00	0.00	0.00	0.0	0.00	(30,004.00)	30,004.00	100.0
Funded Contingency/Tech Serv	10780041000	0.00	0.00	0.00	0.0	0.00	(67,832.00)	67,832.00	100.0
Funded Contingency/Facilities	10780043000	0.00	0.00	0.00	0.0	0.00	(41,203.00)	41,203.00	100.0
Funded Contingency/Warehouse	10780049000	0.00	0.00	0.00	0.0	0.00	(30,319.00)	30,319.00	100.0
Contingency - Ambulance	10780050000	0.00	0.00	0.00	0.0	0.00	(76,964.00)	76,964.00	100.0
Total Contingency		\$0.00	\$0.00	\$0.00	0.0 %	\$0.00	\$(1,544,757.00)	\$1,544,757.00	100.0 %
Net Income (Loss)		\$(1,617,436.07)	\$0.00	\$(1,617,436.07)	0.0%	\$(1,535,679.50)	\$(2,106,857.00)	\$571,177.50	27.1%

CAFMA-Central Arizona Fire and Medical
Income Statement
(Original Budget to Actual Comparison)
For the period of 8/1/2022 Through 8/31/2022

Fund: (10) General Fund

Account	Actual	Current Period Budget	Variance	%	Actual	Year To Date Budget	Variance	%
---------	--------	--------------------------	----------	---	--------	------------------------	----------	---

9/12/22
5:40:25 PM

CAFMA-Central Arizona Fire and Medical

Balance Sheet

As of 8/31/2022

Assets

Current Assets

Cash with Yavapai County	\$5,322,611.83	
Capital Reserve Fund	6,030,046.59	
Accounts Receivable	(61,062.96)	
Retiree/Insurance Receivable	2,025.72	
Total Current Assets		\$11,293,621.18
Total Assets		\$11,293,621.18

Liabilities and Net Assets

Current Liabilities

Accounts Payable	\$2,637.40	
Accrued Payroll Expenses	(412.10)	
Credit Card Payable	(24,788.34)	
PSPRS Payable	250.15	
ASRS Payable	0.04	
Medical Insurance Withheld	(333.25)	
Dental Insurance Withheld	25.00	
Vision Insurance Withheld	22.69	
Supplemental Insurance Withheld	9.73	
PSPRDCRP-PSPRS DC	67.97	
Total Current Liabilities		\$(22,520.71)
Total Liabilities		\$(22,520.71)

Net Assets

Fund Balance	\$12,851,821.39	
Current Year Net Assets	(1,535,679.50)	
Total Net Assets		11,316,141.89
Total Liabilities and Net Assets		\$11,293,621.18

CAFMA-Central Arizona Fire and Medical

GL Account Ledger - Detail By Period

8/1/2022 through 8/31/2022

Batch	Journal	Entry #	Date	Job	Document	Description	Debits	Credits	Balance
10.1100.0.0.000		CASH WITH YAVAPAI COUNTY							\$6,928,147.49
1957	CR	1331185	08/04/22		00524855	CITY OF PRESCOTT FIRE DEPT. -	125.00	-	6,928,272.49
1957	CR	1331186	08/04/22		1083	Spangenberger, Linda -	223.34	-	6,928,495.83
1957	CR	1331178	08/04/22		1337	YETI LLC -	766.80	-	6,929,262.63
1958	CR	1331333	08/04/22		15744	PLANS REVIEW -	308.00	-	6,929,570.63
1958	CR	1331334	08/04/22		15745	PLANS REVIEW -	308.00	-	6,929,878.63
1957	CR	1331184	08/04/22		16248	PINE-STRAWBERRY FIRE DISTRICT -	1,671.05	-	6,931,549.68
1957	CR	1331190	08/04/22		215566	Bliss, Scott -	260.00	-	6,931,809.68
1957	CR	1331191	08/04/22		215566	CAMACHO, ALBERT -	260.00	-	6,932,069.68
1957	CR	1331192	08/04/22		215566	COLE, BRIAN -	84.66	-	6,932,154.34
1957	CR	1331193	08/04/22		215566	COOK, CHARLES -	84.66	-	6,932,239.00
1957	CR	1331194	08/04/22		215566	CORDES, GARY -	260.00	-	6,932,499.00
1957	CR	1331195	08/04/22		215566	CURTIS, DAVID -	41.82	-	6,932,540.82
1957	CR	1331196	08/04/22		215566	DALE, JACK -	84.66	-	6,932,625.48
1957	CR	1331197	08/04/22		215566	DIBBLE, STEVE -	84.66	-	6,932,710.14
1957	CR	1331198	08/04/22		215566	HARRIS, ALLEN -	84.66	-	6,932,794.80
1957	CR	1331199	08/04/22		215566	INGRAO, JACK -	84.66	-	6,932,879.46
1957	CR	1331200	08/04/22		215566	KELLEY, JOE -	41.82	-	6,932,921.28
1957	CR	1331201	08/04/22		215566	LOPEZ, RODNEY -	84.66	-	6,933,005.94
1957	CR	1331202	08/04/22		215566	MCCONNELL, DAVE -	109.14	-	6,933,115.08
1957	CR	1331203	08/04/22		215566	MOORE, SCOTT -	84.66	-	6,933,199.74
1957	CR	1331204	08/04/22		215566	NESS, DANIEL -	150.00	-	6,933,349.74
1957	CR	1331205	08/04/22		215566	PARRISH, MICHAEL -	41.82	-	6,933,391.56
1957	CR	1331206	08/04/22		215566	POLACEK, JEFF -	260.00	-	6,933,651.56
1957	CR	1331207	08/04/22		215566	Reyes, Charlie -	84.66	-	6,933,736.22
1957	CR	1331208	08/04/22		215566	ROBISON, MICHAEL J. -	84.66	-	6,933,820.88
1957	CR	1331209	08/04/22		215566	RORICK, NORM -	260.00	-	6,934,080.88
1957	CR	1331210	08/04/22		215566	Sims, Mike -	109.14	-	6,934,190.02
1957	CR	1331211	08/04/22		215566	Tarver, Shawn -	84.66	-	6,934,274.68
1957	CR	1331212	08/04/22		215566	Tucker, Michael -	260.00	-	6,934,534.68
1957	CR	1331213	08/04/22		215566	Valadez, Armando -	260.00	-	6,934,794.68
1957	CR	1331214	08/04/22		215566	VANATTA, DAVIN -	150.00	-	6,934,944.68
1957	CR	1331215	08/04/22		215566	WILHARM, BRIAN -	84.66	-	6,935,029.34
1957	CR	1331189	08/04/22		215580	Mills, Brett -	260.00	-	6,935,289.34
1957	CR	1331177	08/04/22		2288	CORDES, GARY -	1,593.74	-	6,936,883.08
1957	CR	1331188	08/04/22		317124	Town of Prescott Valley -	4,460.00	-	6,941,343.08
1957	CR	1331182	08/04/22		40425388	YAVAPAI CO SHERIFF'S OFFICE -	9,336.42	-	6,950,679.50
1958	CR	1331332	08/04/22		57163	Fire Prevention Permits -	97.00	-	6,950,776.50
1957	CR	1331180	08/04/22		6920	Sebeny, Vicki and Joseph -	2,414.78	-	6,953,191.28
1958	CR	1331331	08/04/22		6950	PLANS REVIEW -	458.00	-	6,953,649.28
1957	CR	1331179	08/04/22		706102994	VERDE VALLEY FIRE DISTRICT -	235.49	-	6,953,884.77
1957	CR	1331181	08/04/22		73280	PAYSON FIRE DEPARTMENT -	1,167.62	-	6,955,052.39
1958	CR	1331335	08/04/22		7835	PLANS REVIEW -	458.00	-	6,955,510.39
1957	CR	1331187	08/04/22		8020	NESS, DANIEL -	688.63	-	6,956,199.02
1957	CR	1331183	08/04/22		833000043	Blue Ridge Fire -	1,418.11	-	6,957,617.13
1962	CD	1331398	08/08/22		756743347	American Express, Inc. - Cash Disbursement AMEEXP	-	54,062.33	6,903,554.80
1962	CD	1331593	08/08/22		756743359	Amsoil Inc - Cash Disbursement AMSOIL	-	4,824.38	6,898,730.42

CAFMA-Central Arizona Fire and Medical

GL Account Ledger - Detail By Period

8/1/2022 through 8/31/2022

Batch	Journal	Entry #	Date	Job	Document	Description	Debits	Credits	Balance
10.1100.0.0.000			CASH WITH YAVAPAI COUNTY (CONTINUED)						
1962	CD	1331599	08/08/22		756743360	APS - Cash Disbursement APS	\$-	\$9,420.73	\$6,889,309.69
1962	CD	1331628	08/08/22		756743362	Arizona Woodworkers Supply - Cash Disbursement ARWOSU	-	4,600.00	6,884,709.69
1962	CD	1331630	08/08/22		756743363	Auto Trim Plus LLC - Cash Disbursement AUTRPL	-	4,453.07	6,880,256.62
1962	CD	1331635	08/08/22		756743364	Bennett Oil - Cash Disbursement BENOIL	-	3,796.60	6,876,460.02
1962	CD	1331638	08/08/22		756743365	Best Pick Disposal, Inc - Cash Disbursement BEPIDI	-	467.73	6,875,992.29
1962	CD	1331647	08/08/22		756743366	Bound Tree Medical LLC - Cash Disbursement BOTRME	-	4,532.93	6,871,459.36
1962	CD	1331677	08/08/22		756743368	Sparklight - Cash Disbursement CABONE	-	150.42	6,871,308.94
1962	CD	1331683	08/08/22		756743369	CenturyLink - Cash Disbursement CENLIN	-	1,158.30	6,870,150.64
1962	CD	1331695	08/08/22		756743370	Chase Bank - Cash Disbursement CHASE	-	176.20	6,869,974.44
1962	CD	1331700	08/08/22		756743371	Chase Bank - Cash Disbursement CHASE	-	6,450.00	6,863,524.44
1962	CD	1331706	08/08/22		756743372	Chase Bank - Cash Disbursement CHASE	-	724,542.84	6,138,981.60
1962	CD	1331733	08/08/22		756743374	City of Prescott - Cash Disbursement CITPRE	-	98,851.81	6,040,129.79
1962	CD	1331735	08/08/22		756743375	City of Prescott - Cash Disbursement CITPRE	-	414.40	6,039,715.39
1962	CD	1331737	08/08/22		756743376	Coppersmith Brockelman PLC - Cash Disbursement COPBRO	-	6,615.00	6,033,100.39
1962	CD	1331739	08/08/22		756743377	Cummins Sales And Service - Cash Disbursement CUROMO	-	1,288.54	6,031,811.85
1962	CD	1331744	08/08/22		756743378	Curtis Tools for Heroes - Cash Disbursement CUTOHE	-	2,607.16	6,029,204.69
1962	CD	1331749	08/08/22		756743379	FACTORY MOTOR PARTS - Cash Disbursement FAMOPA	-	1,405.10	6,027,799.59
1962	CD	1331806	08/08/22		756743383	Federal Resources - Cash Disbursement FEDRES	-	11,900.00	6,015,899.59
1962	CD	1331808	08/08/22		756743384	Freightliner of AZ, LLC - Cash Disbursement FROFAR	-	2,356.71	6,013,542.88
1962	CD	1331817	08/08/22		756743385	Galls LLC - Cash Disbursement GALLS	-	764.26	6,012,778.62
1962	CD	1331824	08/08/22		756743386	Michael M. Golightly & Assoc - Cash Disbursement GOLMIC	-	6,332.31	6,006,446.31
1962	CD	1331834	08/08/22		756743387	W.W. Grainger, Inc - Cash Disbursement GRAING	-	54.28	6,006,392.03
1962	CD	1331841	08/08/22		756743388	Hillyard, Inc-Flagstaff - Cash Disbursement HILLYA	-	300.14	6,006,091.89
1962	CD	1331844	08/08/22		756743389	Allentown Kia - Cash Disbursement ISTRLE	-	68,550.11	5,937,541.78
1962	CD	1331852	08/08/22		756743390	Lamb Chevrolet - Cash Disbursement LAMCHE	-	45.79	5,937,495.99
1962	CD	1331857	08/08/22		756743391	Larry H. Miller Surprise - Cash Disbursement LARMIL	-	59,012.84	5,878,483.15
1962	CD	1331859	08/08/22		756743392	Larry H. Miller Surprise - Cash Disbursement LARMIL	-	59,012.84	5,819,470.31
1962	CD	1331861	08/08/22		756743393	Life Assist Inc - Cash Disbursement LIFASS	-	254.71	5,819,215.60
1962	CD	1331864	08/08/22		756743394	Manzanita Landscaping, Inc - Cash Disbursement MANLAN	-	903.99	5,818,311.61
1962	CD	1331867	08/08/22		756743395	Matheson Tri-Gas, Inc - Cash Disbursement MATTRI	-	1,125.41	5,817,186.20
1962	CD	1331878	08/08/22		756743396	NAPA Auto Parts - Cash Disbursement NAAUPA	-	2,347.05	5,814,839.15
1962	CD	1331926	08/08/22		756743399	Northern AZ Premier Termite - Cash Disbursement NOAZTE	-	640.00	5,814,199.15
1962	CD	1331928	08/08/22		756743400	AZ FIRE SPRINKLERS LLC - Cash Disbursement ONETIM	-	324.00	5,813,875.15
1962	CD	1331930	08/08/22		756743401	Pediatric Emergency Standards - Cash Disbursement PEEMST	-	1,892.63	5,811,982.52
1962	CD	1331932	08/08/22		756743402	Prescott Valley Ace Hardware - Cash Disbursement PVACHA	-	588.77	5,811,393.75
1962	CD	1331972	08/08/22		756743405	Restored By Faith LLC - Cash Disbursement REBYFA	-	140.00	5,811,253.75

CAFMA-Central Arizona Fire and Medical
GL Account Ledger - Detail By Period
8/1/2022 through 8/31/2022

Batch	Journal	Entry #	Date	Job	Document	Description	Debits	Credits	Balance
10.1100.0.0.000			CASH WITH YAVAPAI COUNTY (CONTINUED)						
1962	CD	1331974	08/08/22		756743406	Rosenbauer Aerials, LLC - Cash Disbursement ROSAER	\$-	\$1,159.60	\$5,810,094.15
1962	CD	1331979	08/08/22		756743407	RWC Group - Cash Disbursement RWCINT	-	1,157.79	5,808,936.36
1962	CD	1331989	08/08/22		756743408	Schuster, Alan - Cash Disbursement SCHALA	-	2,890.00	5,806,046.36
1962	CD	1331991	08/08/22		756743409	Sherwin Williams Company - Cash Disbursement SHEWIL	-	8.19	5,806,038.17
1962	CD	1331996	08/08/22		756743410	Staples Contract & Commmerc.Inc - Cash Disbursement STACOM	-	1,112.31	5,804,925.86
1962	CD	1332007	08/08/22		756743411	D.G.Shoemaker & Associates Inc - Cash Disbursement SUNSUP	-	1,029.93	5,803,895.93
1962	CD	1332016	08/08/22		756743412	Tessco, Inc - Cash Disbursement TESSCO	-	415.82	5,803,480.11
1962	CD	1332024	08/08/22		756743413	The Hike Shack - Cash Disbursement THHISH	-	504.00	5,802,976.11
1962	CD	1332028	08/08/22		756743414	Town of Prescott Valley - Cash Disbursement TOPRVA	-	102.83	5,802,873.28
1962	CD	1332030	08/08/22		756743415	Turbo & Electric Sales & Srvc - Cash Disbursement TUELSA	-	8,755.33	5,794,117.95
1962	CD	1332035	08/08/22		756743416	Unisource Energy Services - Cash Disbursement UNENSE	-	241.08	5,793,876.87
1962	CD	1332043	08/08/22		756743417	Wex Bank - Cash Disbursement WEXBAN	-	32,098.52	5,761,778.35
1962	CD	1332045	08/08/22		756743418	Wonderlic, Inc. - Cash Disbursement WONDER	-	7,860.96	5,753,917.39
1962	CD	1332047	08/08/22		756743419	York - Cash Disbursement YORK	-	55,949.72	5,697,967.67
1962	CD	1332049	08/08/22		756743420	ZebraScapes LLC - Cash Disbursement ZEBRAS	-	175.00	5,697,792.67
1962	CD	1331714	08/08/22		DIR.DEP.PPE.7.30.2	Chase Bank - PR - DIRECT DEPOSIT PPE 07/30/2022	390,812.29	-	6,088,604.96
1955	PR	1327334	08/09/22		24564	Abel, Todd D. - Payroll Bi-Weekly-Direct Deposit 8/9/2022	-	4,214.07	6,084,390.89
1955	PR	1327359	08/09/22		24565	Anglin, Jake J. - Payroll Bi-Weekly-Direct Deposit 8/9/2022	-	955.99	6,083,434.90
1955	PR	1327385	08/09/22		24566	Apolinar, Johnathan R. - Payroll Bi-Weekly-Direct Deposit 8/9/2022	-	1,737.54	6,081,697.36
1955	PR	1327411	08/09/22		24567	Aponte, Anthony M. - Payroll Bi-Weekly-Direct Deposit 8/9/2022	-	1,421.96	6,080,275.40
1955	PR	1327433	08/09/22		24568	Baker, Mark A. - Payroll Bi-Weekly-Direct Deposit 8/9/2022	-	2,342.91	6,077,932.49
1955	PR	1327456	08/09/22		24569	Barnum, Josh M. - Payroll Bi-Weekly-Direct Deposit 8/9/2022	-	2,199.60	6,075,732.89
1955	PR	1327485	08/09/22		24570	Basurto-Cancino, Leobardo - Payroll Bi-Weekly-Direct Deposit 8/9/2022	-	2,555.77	6,073,177.12
1955	PR	1327505	08/09/22		24571	Blum, Rodney A. - Payroll Bi-Weekly-Direct Deposit 8/9/2022	-	1,762.20	6,071,414.92
1955	PR	1327528	08/09/22		24572	Breyer, Samuel H. - Payroll Bi-Weekly-Direct Deposit 8/9/2022	-	1,439.60	6,069,975.32
1955	PR	1327549	08/09/22		24573	Brown Jr, Dennis F. - Payroll Bi-Weekly-Direct Deposit 8/9/2022	-	2,537.53	6,067,437.79
1955	PR	1327574	08/09/22		24574	Brunk, Jacob A. - Payroll Bi-Weekly-Direct Deposit 8/9/2022	-	2,307.08	6,065,130.71
1955	PR	1327599	08/09/22		24575	Buchanan, Ben D. - Payroll Bi-Weekly-Direct Deposit 8/9/2022	-	3,182.74	6,061,947.97
1955	PR	1327621	08/09/22		24576	Bulters, Scott D. - Payroll Bi-Weekly-Direct Deposit 8/9/2022	-	2,349.13	6,059,598.84
1955	PR	1327644	08/09/22		24577	Buntin, Darrell R. - Payroll Bi-Weekly-Direct Deposit 8/9/2022	-	1,988.10	6,057,610.74

CAFMA-Central Arizona Fire and Medical
GL Account Ledger - Detail By Period
8/1/2022 through 8/31/2022

Batch	Journal	Entry #	Date	Job	Document	Description	Debits	Credits	Balance
10.1100.0.0.000			CASH WITH YAVAPAI COUNTY (CONTINUED)						
1955	PR	1327669	08/09/22		24578	Burch, Brian J. - Payroll Bi-Weekly-Direct Deposit 8/9/2022	\$-	\$2,726.12	\$6,054,884.62
1955	PR	1327693	08/09/22		24579	Burch, Bryten J. - Payroll Bi-Weekly-Direct Deposit 8/9/2022	-	1,315.32	6,053,569.30
1955	PR	1327719	08/09/22		24580	Burch, Caden C. - Payroll Bi-Weekly-Direct Deposit 8/9/2022	-	1,633.71	6,051,935.59
1955	PR	1327741	08/09/22		24581	Bushman, James V. - Payroll Bi-Weekly-Direct Deposit 8/9/2022	-	2,509.23	6,049,426.36
1955	PR	1327765	08/09/22		24582	Butler, Jason - Payroll Bi-Weekly-Direct Deposit 8/9/2022	-	2,123.91	6,047,302.45
1955	PR	1327794	08/09/22		24583	Butterfield, Jesse D. - Payroll Bi-Weekly-Direct Deposit 8/9/2022	-	1,255.15	6,046,047.30
1955	PR	1327819	08/09/22		24584	Carothers, Robert C. - Payroll Bi-Weekly-Direct Deposit 8/9/2022	-	8,262.91	6,037,784.39
1955	PR	1327845	08/09/22		24585	Cazaly, Marshall - Payroll Bi-Weekly-Direct Deposit 8/9/2022	-	3,626.70	6,034,157.69
1955	PR	1327864	08/09/22		24586	Chase, Rick D. - Payroll Bi-Weekly-Direct Deposit 8/9/2022	-	3,871.95	6,030,285.74
1955	PR	1327886	08/09/22		24587	Clark, Shelly - Payroll Bi-Weekly-Direct Deposit 8/9/2022	-	1,133.52	6,029,152.22
1955	PR	1327915	08/09/22		24588	Collins, Seth M. - Payroll Bi-Weekly-Direct Deposit 8/9/2022	-	2,234.26	6,026,917.96
1955	PR	1327940	08/09/22		24589	Copenhaver, Douglas J. - Payroll Bi-Weekly-Direct Deposit 8/9/2022	-	2,101.49	6,024,816.47
1955	PR	1327962	08/09/22		24590	Cox, Phillip C. - Payroll Bi-Weekly-Direct Deposit 8/9/2022	-	4,816.59	6,019,999.88
1955	PR	1327987	08/09/22		24591	Croft, Adam J. - Payroll Bi-Weekly-Direct Deposit 8/9/2022	-	1,768.82	6,018,231.06
1955	PR	1328009	08/09/22		24592	Crossman, Eric L. - Payroll Bi-Weekly-Direct Deposit 8/9/2022	-	2,198.01	6,016,033.05
1955	PR	1328031	08/09/22		24593	Cruz, Steven R. - Payroll Bi-Weekly-Direct Deposit 8/9/2022	-	1,871.27	6,014,161.78
1955	PR	1328052	08/09/22		24594	Cunningham, Cody A. - Payroll Bi-Weekly-Direct Deposit 8/9/2022	-	1,815.07	6,012,346.71
1955	PR	1328074	08/09/22		24595	Curry, Robert C. - Payroll Bi-Weekly-Direct Deposit 8/9/2022	-	2,320.50	6,010,026.21
1955	PR	1328098	08/09/22		24596	Davidson, Glenn T. - Payroll Bi-Weekly-Direct Deposit 8/9/2022	-	2,586.63	6,007,439.58
1955	PR	1328122	08/09/22		24597	Davis, Bradley M. - Payroll Bi-Weekly-Direct Deposit 8/9/2022	-	4,776.16	6,002,663.42
1955	PR	1328146	08/09/22		24598	Deering, Andrew L. - Payroll Bi-Weekly-Direct Deposit 8/9/2022	-	903.78	6,001,759.64
1955	PR	1328172	08/09/22		24599	DiVall, Nelson - Payroll Bi-Weekly-Direct Deposit 8/9/2022	-	1,382.77	6,000,376.87
1955	PR	1328196	08/09/22		24600	Dibble, Gordon L. - Payroll Bi-Weekly-Direct Deposit 8/9/2022	-	1,717.42	5,998,659.45
1955	PR	1328220	08/09/22		24601	Dixon, Susanne M. - Payroll Bi-Weekly-Direct Deposit 8/9/2022	-	2,361.45	5,996,298.00
1955	PR	1328245	08/09/22		24602	Douglas, Ren W. - Payroll Bi-Weekly-Direct Deposit 8/9/2022	-	2,272.61	5,994,025.39

CAFMA-Central Arizona Fire and Medical

GL Account Ledger - Detail By Period

8/1/2022 through 8/31/2022

Batch	Journal	Entry #	Date	Job	Document	Description	Debits	Credits	Balance
10.1100.0.0.000			CASH WITH YAVAPAI COUNTY (CONTINUED)						
1955	PR	1328265	08/09/22		24603	Dowdy, Charles E. - Payroll Bi-Weekly-Direct Deposit 8/9/2022	\$-	\$2,038.71	\$5,991,986.68
1955	PR	1328290	08/09/22		24604	DuCharme, Zachary J. - Payroll Bi-Weekly-Direct Deposit 8/9/2022	-	1,564.77	5,990,421.91
1955	PR	1328314	08/09/22		24605	Duplessis, Robert A. - Payroll Bi-Weekly-Direct Deposit 8/9/2022	-	3,185.23	5,987,236.68
1955	PR	1328339	08/09/22		24606	Eckle, Kellan J. - Payroll Bi-Weekly-Direct Deposit 8/9/2022	-	1,744.05	5,985,492.63
1955	PR	1328362	08/09/22		24607	Edwards, David S. - Payroll Bi-Weekly-Direct Deposit 8/9/2022	-	2,564.12	5,982,928.51
1955	PR	1328383	08/09/22		24608	Engel, Nicole - Payroll Bi-Weekly-Direct Deposit 8/9/2022	-	966.00	5,981,962.51
1955	PR	1328403	08/09/22		24609	Feddema, John J. - Payroll Bi-Weekly-Direct Deposit 8/9/2022	-	3,509.64	5,978,452.87
1955	PR	1328431	08/09/22		24610	Ferris, Ryan M. - Payroll Bi-Weekly-Direct Deposit 8/9/2022	-	1,942.88	5,976,509.99
1955	PR	1328455	08/09/22		24611	Fields, Brody J. - Payroll Bi-Weekly-Direct Deposit 8/9/2022	-	3,241.16	5,973,268.83
1955	PR	1328478	08/09/22		24612	Fields, Zachary E. - Payroll Bi-Weekly-Direct Deposit 8/9/2022	-	2,633.74	5,970,635.09
1955	PR	1328508	08/09/22		24613	Fournier, Nick T. - Payroll Bi-Weekly-Direct Deposit 8/9/2022	-	3,400.69	5,967,234.40
1955	PR	1328529	08/09/22		24614	Frawley, Teresa A. - Payroll Bi-Weekly-Direct Deposit 8/9/2022	-	1,127.13	5,966,107.27
1955	PR	1328550	08/09/22		24615	Frazier, Antonio - Payroll Bi-Weekly-Direct Deposit 8/9/2022	-	2,590.21	5,963,517.06
1955	PR	1328571	08/09/22		24616	Freeman, Michael - Payroll Bi-Weekly-Direct Deposit 8/9/2022	-	1,573.78	5,961,943.28
1955	PR	1328595	08/09/22		24617	Freitag, Scott A. - Payroll Bi-Weekly-Direct Deposit 8/9/2022	-	5,083.87	5,956,859.41
1955	PR	1328617	08/09/22		24618	Gallman, Timothy B. - Payroll Bi-Weekly-Direct Deposit 8/9/2022	-	1,317.07	5,955,542.34
1955	PR	1328638	08/09/22		24619	Gardea Chaparro, Ivonne - Payroll Bi-Weekly-Direct Deposit 8/9/2022	-	1,048.92	5,954,493.42
1955	PR	1328659	08/09/22		24620	Gentle, Isabel - Payroll Bi-Weekly-Direct Deposit 8/9/2022	-	1,094.34	5,953,399.08
1955	PR	1328684	08/09/22		24621	Gentle, Joshua A. - Payroll Bi-Weekly-Direct Deposit 8/9/2022	-	1,293.19	5,952,105.89
1955	PR	1328711	08/09/22		24622	Gillihan, Jim W. - Payroll Bi-Weekly-Direct Deposit 8/9/2022	-	1,619.37	5,950,486.52
1955	PR	1328735	08/09/22		24623	Ginn, James E. - Payroll Bi-Weekly-Direct Deposit 8/9/2022	-	2,108.51	5,948,378.01
1955	PR	1328758	08/09/22		24624	Goodman, Laurie K. - Payroll Bi-Weekly-Direct Deposit 8/9/2022	-	1,145.30	5,947,232.71
1955	PR	1328790	08/09/22		24625	Gray, JT A. - Payroll Bi-Weekly-Direct Deposit 8/9/2022	-	2,618.79	5,944,613.92
1955	PR	1328819	08/09/22		24626	Guzzo, Nicholas R. - Payroll Bi-Weekly-Direct Deposit 8/9/2022	-	1,436.22	5,943,177.70
1955	PR	1328847	08/09/22		24627	Hall, Jace R. - Payroll Bi-Weekly-Direct Deposit 8/9/2022	-	1,891.75	5,941,285.95
1955	PR	1328871	08/09/22		24628	Harper, Leslie R. - Payroll Bi-Weekly-Direct Deposit 8/9/2022	-	2,639.14	5,938,646.81

CAFMA-Central Arizona Fire and Medical

GL Account Ledger - Detail By Period

8/1/2022 through 8/31/2022

Batch	Journal	Entry #	Date	Job	Document	Description	Debits	Credits	Balance
10.1100.0.0.000			CASH WITH YAVAPAI COUNTY (CONTINUED)						
1955	PR	1328893	08/09/22		24629	Hlavacek, Evan - Payroll Bi-Weekly-Direct Deposit 8/9/2022	\$-	\$2,294.38	\$5,936,352.43
1955	PR	1328916	08/09/22		24630	Horstman, Stephen W. - Payroll Bi-Weekly-Direct Deposit 8/9/2022	-	3,421.58	5,932,930.85
1955	PR	1328939	08/09/22		24631	Huddleston, Michael B. - Payroll Bi-Weekly-Direct Deposit 8/9/2022	-	2,630.22	5,930,300.63
1955	PR	1328968	08/09/22		24632	Hutchison, Ethan K. - Payroll Bi-Weekly-Direct Deposit 8/9/2022	-	1,902.34	5,928,398.29
1955	PR	1328984	08/09/22		24633	Ingrao, Jory - Payroll Bi-Weekly-Direct Deposit 8/9/2022	-	2,159.74	5,926,238.55
1955	PR	1329011	08/09/22		24634	Jacobson, Terrence L. - Payroll Bi-Weekly-Direct Deposit 8/9/2022	-	2,244.12	5,923,994.43
1955	PR	1329036	08/09/22		24635	Jimenez, Valentin - Payroll Bi-Weekly-Direct Deposit 8/9/2022	-	4,459.49	5,919,534.94
1955	PR	1329063	08/09/22		24636	Jones, Shaun D. - Payroll Bi-Weekly-Direct Deposit 8/9/2022	-	5,011.56	5,914,523.38
1955	PR	1329069	08/09/22		24637	Kelley, Joseph G. - Payroll Bi-Weekly-Direct Deposit 8/9/2022	-	11,281.92	5,903,241.46
1955	PR	1329094	08/09/22		24638	King, Jeremiah D. - Payroll Bi-Weekly-Direct Deposit 8/9/2022	-	2,569.47	5,900,671.99
1955	PR	1329115	08/09/22		24639	Kohler, Travis W. - Payroll Bi-Weekly-Direct Deposit 8/9/2022	-	2,192.89	5,898,479.10
1955	PR	1329139	08/09/22		24640	Kontz, Andrew M. - Payroll Bi-Weekly-Direct Deposit 8/9/2022	-	1,725.91	5,896,753.19
1955	PR	1329165	08/09/22		24641	Kontz, Michael V. - Payroll Bi-Weekly-Direct Deposit 8/9/2022	-	6,967.78	5,889,785.41
1955	PR	1329183	08/09/22		24642	Krizo, Denise M. - Payroll Bi-Weekly-Direct Deposit 8/9/2022	-	1,050.64	5,888,734.77
1955	PR	1329209	08/09/22		24643	Kumpula, Adrian K. - Payroll Bi-Weekly-Direct Deposit 8/9/2022	-	1,386.92	5,887,347.85
1955	PR	1329232	08/09/22		24644	Kuykendall, Jeffery W. - Payroll Bi-Weekly-Direct Deposit 8/9/2022	-	4,515.84	5,882,832.01
1955	PR	1329255	08/09/22		24645	Legge, David B. - Payroll Bi-Weekly-Direct Deposit 8/9/2022	-	3,671.18	5,879,160.83
1955	PR	1329281	08/09/22		24646	Litchfield, Ronald K. - Payroll Bi-Weekly-Direct Deposit 8/9/2022	-	2,484.33	5,876,676.50
1955	PR	1329302	08/09/22		24647	Lopeman, Keith A. - Payroll Bi-Weekly-Direct Deposit 8/9/2022	-	2,232.00	5,874,444.50
1955	PR	1329324	08/09/22		24648	Lovell, Sharon J. - Payroll Bi-Weekly-Direct Deposit 8/9/2022	-	994.62	5,873,449.88
1955	PR	1329351	08/09/22		24649	Lund, Kyle L. - Payroll Bi-Weekly-Direct Deposit 8/9/2022	-	1,178.10	5,872,271.78
1955	PR	1329376	08/09/22		24650	Lynch, Peter J. - Payroll Bi-Weekly-Direct Deposit 8/9/2022	-	1,642.72	5,870,629.06
1955	PR	1329400	08/09/22		24651	Lys, Damian P. - Payroll Bi-Weekly-Direct Deposit 8/9/2022	-	2,389.27	5,868,239.79
1955	PR	1329422	08/09/22		24652	Madden, James P. - Payroll Bi-Weekly-Direct Deposit 8/9/2022	-	1,571.22	5,866,668.57
1955	PR	1329442	08/09/22		24653	Mauldin, Karen S. - Payroll Bi-Weekly-Direct Deposit 8/9/2022	-	2,143.46	5,864,525.11
1955	PR	1329466	08/09/22		24654	Mauldin, Mark E. - Payroll Bi-Weekly-Direct Deposit 8/9/2022	-	2,983.14	5,861,541.97

CAFMA-Central Arizona Fire and Medical

GL Account Ledger - Detail By Period

8/1/2022 through 8/31/2022

Batch	Journal	Entry #	Date	Job	Document	Description	Debits	Credits	Balance
10.1100.0.0.000			CASH WITH YAVAPAI COUNTY (CONTINUED)						
1955	PR	1329484	08/09/22		24655	Mayhall, Mathew T. - Payroll Bi-Weekly-Direct Deposit 8/9/2022	\$-	\$2,358.14	\$5,859,183.83
1955	PR	1329504	08/09/22		24656	Mazon, Joshua M. - Payroll Bi-Weekly-Direct Deposit 8/9/2022	-	2,916.47	5,856,267.36
1955	PR	1329517	08/09/22		24657	Mazzella, Marc A. - Payroll Bi-Weekly-Direct Deposit 8/9/2022	-	800.48	5,855,466.88
1955	PR	1329544	08/09/22		24658	McCarthy, Nicholas A. - Payroll Bi-Weekly-Direct Deposit 8/9/2022	-	1,455.71	5,854,011.17
1955	PR	1329569	08/09/22		24659	McCarty, Daniel L. - Payroll Bi-Weekly-Direct Deposit 8/9/2022	-	2,592.56	5,851,418.61
1955	PR	1329595	08/09/22		24660	McFadden, Matthew C. - Payroll Bi-Weekly-Direct Deposit 8/9/2022	-	2,169.37	5,849,249.24
1955	PR	1329623	08/09/22		24661	McFadden, Michael J. - Payroll Bi-Weekly-Direct Deposit 8/9/2022	-	2,780.88	5,846,468.36
1955	PR	1329646	08/09/22		24662	McIntire, Jacob V. - Payroll Bi-Weekly-Direct Deposit 8/9/2022	-	1,417.92	5,845,050.44
1955	PR	1329669	08/09/22		24663	Merrill, Eric R. - Payroll Bi-Weekly-Direct Deposit 8/9/2022	-	4,206.14	5,840,844.30
1955	PR	1329692	08/09/22		24664	Mills, Brett S. - Payroll Bi-Weekly-Direct Deposit 8/9/2022	-	1,268.64	5,839,575.66
1955	PR	1329717	08/09/22		24665	Moore, Ryan T. - Payroll Bi-Weekly-Direct Deposit 8/9/2022	-	1,596.16	5,837,979.50
1955	PR	1329743	08/09/22		24666	Muniz, Thomas E. - Payroll Bi-Weekly-Direct Deposit 8/9/2022	-	1,622.19	5,836,357.31
1955	PR	1329766	08/09/22		24667	Murphey, Patricia D. - Payroll Bi-Weekly-Direct Deposit 8/9/2022	-	2,769.21	5,833,588.10
1955	PR	1329792	08/09/22		24668	Nall, William T. - Payroll Bi-Weekly-Direct Deposit 8/9/2022	-	1,406.08	5,832,182.02
1955	PR	1329818	08/09/22		24669	Nelson, Michael J. - Payroll Bi-Weekly-Direct Deposit 8/9/2022	-	1,490.81	5,830,691.21
1955	PR	1329846	08/09/22		24670	Niemynski, Doug T. - Payroll Bi-Weekly-Direct Deposit 8/9/2022	-	4,469.92	5,826,221.29
1955	PR	1329874	08/09/22		24671	Nolan, Jason K. - Payroll Bi-Weekly-Direct Deposit 8/9/2022	-	2,772.13	5,823,449.16
1955	PR	1329903	08/09/22		24672	Olson, Rick C. - Payroll Bi-Weekly-Direct Deposit 8/9/2022	-	3,004.24	5,820,444.92
1955	PR	1329927	08/09/22		24673	Overmyer, Titus C. - Payroll Bi-Weekly-Direct Deposit 8/9/2022	-	1,475.61	5,818,969.31
1955	PR	1329947	08/09/22		24674	Parra, Dustin A. - Payroll Bi-Weekly-Direct Deposit 8/9/2022	-	2,847.19	5,816,122.12
1955	PR	1329973	08/09/22		24675	Parra, Payton S. - Payroll Bi-Weekly-Direct Deposit 8/9/2022	-	1,784.80	5,814,337.32
1955	PR	1329992	08/09/22		24676	Peckham, Christopher D. - Payroll Bi-Weekly-Direct Deposit 8/9/2022	-	1,946.44	5,812,390.88
1955	PR	1330018	08/09/22		24677	Pena, Christopher D. - Payroll Bi-Weekly-Direct Deposit 8/9/2022	-	2,067.84	5,810,323.04
1955	PR	1330049	08/09/22		24678	Perez, Anthony R. - Payroll Bi-Weekly-Direct Deposit 8/9/2022	-	1,748.17	5,808,574.87
1955	PR	1330077	08/09/22		24679	Perkins, Shane M. - Payroll Bi-Weekly-Direct Deposit 8/9/2022	-	1,831.68	5,806,743.19

CAFMA-Central Arizona Fire and Medical

GL Account Ledger - Detail By Period

8/1/2022 through 8/31/2022

Batch	Journal	Entry #	Date	Job	Document	Description	Debits	Credits	Balance
10.1100.0.0.000			CASH WITH YAVAPAI COUNTY (CONTINUED)						
1955	PR	1330103	08/09/22		24680	Poliakon, Brett M. - Payroll Bi-Weekly-Direct Deposit 8/9/2022	\$-	\$2,619.00	\$5,804,124.19
1955	PR	1330129	08/09/22		24681	Postula, Justin M. - Payroll Bi-Weekly-Direct Deposit 8/9/2022	-	2,617.07	5,801,507.12
1955	PR	1330152	08/09/22		24682	Postula, Karl A. - Payroll Bi-Weekly-Direct Deposit 8/9/2022	-	3,085.25	5,798,421.87
1955	PR	1330171	08/09/22		24683	Prange, Ross L. - Payroll Bi-Weekly-Direct Deposit 8/9/2022	-	3,179.25	5,795,242.62
1955	PR	1330195	08/09/22		24684	Pruitt, Robert E. - Payroll Bi-Weekly-Direct Deposit 8/9/2022	-	3,184.80	5,792,057.82
1955	PR	1330218	08/09/22		24685	Rafters, William C. - Payroll Bi-Weekly-Direct Deposit 8/9/2022	-	1,383.31	5,790,674.51
1955	PR	1330241	08/09/22		24686	Redfern, Joshua L. - Payroll Bi-Weekly-Direct Deposit 8/9/2022	-	1,453.31	5,789,221.20
1955	PR	1330267	08/09/22		24687	Reeves, Katherine D. - Payroll Bi-Weekly-Direct Deposit 8/9/2022	-	1,073.37	5,788,147.83
1955	PR	1330290	08/09/22		24688	Rendl, Robert A. - Payroll Bi-Weekly-Direct Deposit 8/9/2022	-	3,163.91	5,784,983.92
1955	PR	1330315	08/09/22		24689	Reyes, Adam N. - Payroll Bi-Weekly-Direct Deposit 8/9/2022	-	1,844.77	5,783,139.15
1955	PR	1330333	08/09/22		24690	Roberts, Jerry R. - Payroll Bi-Weekly-Direct Deposit 8/9/2022	-	2,423.94	5,780,715.21
1955	PR	1330359	08/09/22		24691	Rocha, Edgar O. - Payroll Bi-Weekly-Direct Deposit 8/9/2022	-	1,414.41	5,779,300.80
1955	PR	1330384	08/09/22		24692	Roche, Benjamin H. - Payroll Bi-Weekly-Direct Deposit 8/9/2022	-	1,986.98	5,777,313.82
1955	PR	1330407	08/09/22		24693	Rose, Cody S. - Payroll Bi-Weekly-Direct Deposit 8/9/2022	-	3,563.33	5,773,750.49
1955	PR	1330438	08/09/22		24694	Runo, Kyle E. - Payroll Bi-Weekly-Direct Deposit 8/9/2022	-	2,686.89	5,771,063.60
1955	PR	1330460	08/09/22		24695	Russell, Tessa M. - Payroll Bi-Weekly-Direct Deposit 8/9/2022	-	1,116.55	5,769,947.05
1955	PR	1330486	08/09/22		24696	Ryan, Keith M. - Payroll Bi-Weekly-Direct Deposit 8/9/2022	-	1,245.17	5,768,701.88
1955	PR	1330508	08/09/22		24697	Scaife, Domenic J. - Payroll Bi-Weekly-Direct Deposit 8/9/2022	-	3,531.08	5,765,170.80
1955	PR	1330533	08/09/22		24698	Schiffmacher, Gerald - Payroll Bi-Weekly-Direct Deposit 8/9/2022	-	1,746.24	5,763,424.56
1955	PR	1330555	08/09/22		24699	Schuster Jr., Alan J. - Payroll Bi-Weekly-Direct Deposit 8/9/2022	-	8,682.19	5,754,742.37
1955	PR	1330577	08/09/22		24700	Seets, James W. - Payroll Bi-Weekly-Direct Deposit 8/9/2022	-	2,778.97	5,751,963.40
1955	PR	1330604	08/09/22		24701	Sheldon, Wesley K. - Payroll Bi-Weekly-Direct Deposit 8/9/2022	-	2,284.14	5,749,679.26
1955	PR	1330627	08/09/22		24702	Sims, Lacie J. - Payroll Bi-Weekly-Direct Deposit 8/9/2022	-	1,284.06	5,748,395.20
1955	PR	1330652	08/09/22		24703	Smith, Jacob A. - Payroll Bi-Weekly-Direct Deposit 8/9/2022	-	911.06	5,747,484.14
1955	PR	1330682	08/09/22		24704	Smith, Russell - Payroll Bi-Weekly-Direct Deposit 8/9/2022	-	2,740.21	5,744,743.93

CAFMA-Central Arizona Fire and Medical

GL Account Ledger - Detail By Period

8/1/2022 through 8/31/2022

Batch	Journal	Entry #	Date	Job	Document	Description	Debits	Credits	Balance
10.1100.0.0.000			CASH WITH YAVAPAI COUNTY (CONTINUED)						
1955	PR	1330706	08/09/22		24705	Smith, Travis L. - Payroll Bi-Weekly-Direct Deposit 8/9/2022	\$-	\$4,150.64	\$5,740,593.29
1955	PR	1330728	08/09/22		24706	Snyder, Timothy E. - Payroll Bi-Weekly-Direct Deposit 8/9/2022	-	2,271.34	5,738,321.95
1955	PR	1330751	08/09/22		24707	Stewart, Jeff - Payroll Bi-Weekly-Direct Deposit 8/9/2022	-	1,980.12	5,736,341.83
1955	PR	1330778	08/09/22		24708	Stooks, Wallace C. - Payroll Bi-Weekly-Direct Deposit 8/9/2022	-	3,596.58	5,732,745.25
1955	PR	1330807	08/09/22		24709	Stretton, Garrett M. - Payroll Bi-Weekly-Direct Deposit 8/9/2022	-	2,081.69	5,730,663.56
1955	PR	1330831	08/09/22		24710	Tharp, David S. - Payroll Bi-Weekly-Direct Deposit 8/9/2022	-	3,520.91	5,727,142.65
1955	PR	1330856	08/09/22		24711	Thompson, Jacob S. - Payroll Bi-Weekly-Direct Deposit 8/9/2022	-	2,074.56	5,725,068.09
1955	PR	1330884	08/09/22		24712	Tillich, Timothy A. - Payroll Bi-Weekly-Direct Deposit 8/9/2022	-	1,775.83	5,723,292.26
1955	PR	1330908	08/09/22		24713	Trask, Ryan A. - Payroll Bi-Weekly-Direct Deposit 8/9/2022	-	2,880.44	5,720,411.82
1955	PR	1330933	08/09/22		24714	Trujillo, Erik J. - Payroll Bi-Weekly-Direct Deposit 8/9/2022	-	2,008.01	5,718,403.81
1955	PR	1330958	08/09/22		24715	Turner, Kenneth R. - Payroll Bi-Weekly-Direct Deposit 8/9/2022	-	2,422.62	5,715,981.19
1955	PR	1330979	08/09/22		24716	VanTuyl, Jonah D. - Payroll Bi-Weekly-Direct Deposit 8/9/2022	-	3,406.37	5,712,574.82
1955	PR	1331003	08/09/22		24717	Vanatta, Justin B. - Payroll Bi-Weekly-Direct Deposit 8/9/2022	-	1,596.26	5,710,978.56
1955	PR	1331026	08/09/22		24718	Viscardi, Karen W. - Payroll Bi-Weekly-Direct Deposit 8/9/2022	-	1,462.95	5,709,515.61
1955	PR	1331051	08/09/22		24719	Wagner, Adam D. - Payroll Bi-Weekly-Direct Deposit 8/9/2022	-	2,092.42	5,707,423.19
1955	PR	1331078	08/09/22		24720	Wagoner, Buddy R. - Payroll Bi-Weekly-Direct Deposit 8/9/2022	-	1,619.30	5,705,803.89
1955	PR	1331099	08/09/22		24721	Welch-Cornell, Jaime D. - Payroll Bi-Weekly-Direct Deposit 8/9/2022	-	1,490.02	5,704,313.87
1955	PR	1331120	08/09/22		24722	Wittenberg, David J. - Payroll Bi-Weekly-Direct Deposit 8/9/2022	-	2,189.21	5,702,124.66
1955	PR	1331148	08/09/22		24723	Young, Kevin A. - Payroll Bi-Weekly-Direct Deposit 8/9/2022	-	1,647.98	5,700,476.68
1955	PR	1331174	08/09/22		24724	Zazueta, Robert P. - Payroll Bi-Weekly-Direct Deposit 8/9/2022	-	2,684.01	5,697,792.67
1970	CR	1332098	08/11/22		0510602661	DeJoria, Dana -	14.90	-	5,697,807.57
1970	CR	1332097	08/11/22		0510602662	Bliss, Scott -	29.82	-	5,697,837.39
1970	CR	1332099	08/11/22		0510602736	Tucker, Michael -	852.29	-	5,698,689.68
1970	CR	1332101	08/11/22		0510602737	Sims, Mike -	26.44	-	5,698,716.12
1970	CR	1332100	08/11/22		0510602738	DeJoria, Dana -	688.63	-	5,699,404.75
1970	CR	1332102	08/11/22		0510602772	Bliss, Scott -	1,419.32	-	5,700,824.07
1970	CR	1332106	08/11/22		0510602773	Valadez, Armando -	474.99	-	5,701,299.06
1970	CR	1332105	08/11/22		0565245	AZ Dept of Forestry & Fire Mgt -	79,621.80	-	5,780,920.86
1970	CR	1332104	08/11/22		1101028776	ELOY FIRE DISTRICT -	891.86	-	5,781,812.72
1968	CR	1332083	08/11/22		15199	CHRISTOPHER KOHLS FIRE DEPT -	158.79	-	5,781,971.51
1969	CR	1332091	08/11/22		15841	PLANS REVIEW -	458.00	-	5,782,429.51

CAFMA-Central Arizona Fire and Medical

GL Account Ledger - Detail By Period

8/1/2022 through 8/31/2022

Batch	Journal	Entry #	Date	Job	Document	Description	Debits	Credits	Balance
10.1100.0.0.000			CASH WITH YAVAPAI COUNTY (CONTINUED)						
1967	CR	1332066	08/11/22		15844	PLANS REVIEW -	\$458.00	\$-	\$5,782,887.51
1967	CR	1332065	08/11/22		15845	PLANS REVIEW -	458.00	-	5,783,345.51
1967	CR	1332068	08/11/22		15847	PLANS REVIEW -	458.00	-	5,783,803.51
1967	CR	1332069	08/11/22		15848	PLANS REVIEW -	458.00	-	5,784,261.51
1967	CR	1332067	08/11/22		15876	PLANS REVIEW -	308.00	-	5,784,569.51
1969	CR	1332090	08/11/22		15929	PLANS REVIEW -	125.00	-	5,784,694.51
1967	CR	1332070	08/11/22		15934	PLANS REVIEW -	125.00	-	5,784,819.51
1967	CR	1332071	08/11/22		1866	Fire Prevention Permits -	312.00	-	5,785,131.51
1967	CR	1332073	08/11/22		4000841	Securis Insurance Pool -	259.83	-	5,785,391.34
1967	CR	1332072	08/11/22		4000842	Securis Insurance Pool -	168.72	-	5,785,560.06
1969	CR	1332089	08/11/22		6956	PLANS REVIEW -	108.00	-	5,785,668.06
1969	CR	1332087	08/11/22		6957	PLANS REVIEW -	483.00	-	5,786,151.06
1969	CR	1332088	08/11/22		6957	PLANS REVIEW -	683.00	-	5,786,834.06
1970	CR	1332103	08/11/22		706601128	Yarnell Fire District -	1,139.68	-	5,787,973.74
1978	CR	1340054	08/18/22		0510602790	RORICK, NORM -	659.94	-	5,788,633.68
1978	CR	1340061	08/18/22		0573799	AZ Dept of Forestry & Fire Mgt -	231,415.58	-	6,020,049.26
1987	CR	1340450	08/18/22		1003	Moore, Aaron J -	293.16	-	6,020,342.42
1978	CR	1340057	08/18/22		1101028798	ELOY FIRE DISTRICT -	42.02	-	6,020,384.44
1977	CR	1340044	08/18/22		15851	PLANS REVIEW -	125.00	-	6,020,509.44
1977	CR	1340046	08/18/22		15852	PLANS REVIEW -	458.00	-	6,020,967.44
1977	CR	1340047	08/18/22		15853	PLANS REVIEW -	250.00	-	6,021,217.44
1987	CR	1340446	08/18/22		15854	PLANS REVIEW -	125.00	-	6,021,342.44
1987	CR	1340445	08/18/22		15877	PLANS REVIEW -	308.00	-	6,021,650.44
1977	CR	1340045	08/18/22		15878	PLANS REVIEW -	308.00	-	6,021,958.44
1987	CR	1340447	08/18/22		15879	PLANS REVIEW -	402.61	-	6,022,361.05
1978	CR	1340058	08/18/22		16272	PINE-STRAWBERRY FIRE DISTRICT -	181.23	-	6,022,542.28
1978	CR	1340053	08/18/22		1942	CAMACHO, ALBERT -	496.22	-	6,023,038.50
1978	CR	1340060	08/18/22		317295	Town of Prescott Valley -	298.50	-	6,023,337.00
1977	CR	1340043	08/18/22		38058	VFIS CLAIMS MANAGEMENT INC -	9,105.23	-	6,032,442.23
1978	CR	1340056	08/18/22		706103017	VERDE VALLEY FIRE DISTRICT -	532.47	-	6,032,974.70
1978	CR	1340059	08/18/22		73462	PAYSON FIRE DEPARTMENT -	101.68	-	6,033,076.38
1978	CR	1340055	08/18/22		756722928	COPPER CANYON FIRE & MEDICAL -	5,256.84	-	6,038,333.22
1987	CR	1340449	08/18/22		791	PLANS REVIEW -	483.00	-	6,038,816.22
1987	CR	1340448	08/18/22		CASH	OWENS, EARL -	187.60	-	6,039,003.82
1976	CD	1339674	08/22/22		756743421	Arizona General / Ace Hardware - Cash Disbursement ACEHAR	-	42.68	6,038,961.14
1976	CD	1339686	08/22/22		756743422	Action Graphics - Cash Disbursement ACTGRA	-	27.28	6,038,933.86
1976	CD	1339690	08/22/22		756743423	Alert-All Corporation - Cash Disbursement ALALCO	-	2,252.72	6,036,681.14
1976	CD	1339695	08/22/22		756743424	APS - Cash Disbursement APS	-	3,906.30	6,032,774.84
1976	CD	1339715	08/22/22		756743426	Bennett Oil - Cash Disbursement BENOIL	-	4,533.73	6,028,241.11
1976	CD	1339718	08/22/22		756743427	BlueAlly - Cash Disbursement BLUALL	-	24,053.03	6,004,188.08
1976	CD	1339723	08/22/22		756743428	Bound Tree Medical LLC - Cash Disbursement BOTRME	-	10,719.12	5,993,468.96
1976	CD	1339737	08/22/22		756743429	Bradshaw Mtn Environmental Inc - Cash Disbursement BRMOEN	-	40.00	5,993,428.96
1976	CD	1339739	08/22/22		756743430	B & W Fire Security Systems - Cash Disbursement BWFISE	-	420.75	5,993,008.21

CAFMA-Central Arizona Fire and Medical

GL Account Ledger - Detail By Period

8/1/2022 through 8/31/2022

Batch	Journal	Entry #	Date	Job	Document	Description	Debits	Credits	Balance
10.1100.0.0.000			CASH WITH YAVAPAI COUNTY (CONTINUED)						
1976	CD	1339741	08/22/22		756743431	Sparklight - Cash Disbursement CABONE	\$-	\$1,052.59	\$5,991,955.62
1976	CD	1339745	08/22/22		756743432	CAFMA Petty Cash - Cash Disbursement CAPECA	-	115.10	5,991,840.52
1976	CD	1339752	08/22/22		756743433	CenturyLink - Cash Disbursement CENLIN	-	773.11	5,991,067.41
1976	CD	1339757	08/22/22		756743434	Chase Bank - Cash Disbursement CHASE	-	653,049.53	5,338,017.88
1976	CD	1339788	08/22/22		756743436	Chase Card Services - Cash Disbursement CHCASE	-	7,455.85	5,330,562.03
1976	CD	1339854	08/22/22		756743440	City of Prescott - Cash Disbursement CITPRE	-	217.98	5,330,344.05
1976	CD	1339857	08/22/22		756743441	Commercial Radiator Service - Cash Disbursement CORASE	-	840.00	5,329,504.05
1976	CD	1339859	08/22/22		756743442	Crisenbery, Gary - Cash Disbursement CRIGAR	-	1,875.00	5,327,629.05
1976	CD	1339861	08/22/22		756743443	Cummins Sales And Service - Cash Disbursement CUROMO	-	175.32	5,327,453.73
1976	CD	1339864	08/22/22		756743444	CSTOR - Cash Disbursement CUSSTO	-	49,843.07	5,277,610.66
1976	CD	1339869	08/22/22		756743445	Curtis Tools for Heroes - Cash Disbursement CUTOHE	-	20,309.74	5,257,300.92
1976	CD	1339879	08/22/22		756743446	Dish Network - Cash Disbursement DISNET	-	133.09	5,257,167.83
1976	CD	1339881	08/22/22		756743447	FACTORY MOTOR PARTS - Cash Disbursement FAMOPA	-	126.56	5,257,041.27
1976	CD	1339890	08/22/22		756743448	Globalstar - Cash Disbursement GLOBAL	-	279.99	5,256,761.28
1976	CD	1339892	08/22/22		756743449	Michael M. Golightly & Assoc - Cash Disbursement GOLMIC	-	12,238.15	5,244,523.13
1976	CD	1339903	08/22/22		756743450	Goering, Roberts, Rubin - Cash Disbursement GORORU	-	558.00	5,243,965.13
1976	CD	1339905	08/22/22		756743451	W.W. Grainger, Inc - Cash Disbursement GRAING	-	93.21	5,243,871.92
1976	CD	1339912	08/22/22		756743452	International Code Council - Cash Disbursement ICCIL	-	145.00	5,243,726.92
1976	CD	1339914	08/22/22		756743453	Interstate Batteries - Cash Disbursement INTBAT	-	1,550.79	5,242,176.13
1976	CD	1339917	08/22/22		756743454	KAIROS Health Arizona, Inc - Cash Disbursement KAIROS	-	175,843.29	5,066,332.84
1976	CD	1339932	08/22/22		756743455	Magic Glass, Inc - Cash Disbursement MAGGLA	-	325.00	5,066,007.84
1976	CD	1339936	08/22/22		756743456	Melcher Printing, Inc - Cash Disbursement MELPRI	-	152.40	5,065,855.44
1976	CD	1339939	08/22/22		756743457	CHRISTOPHERSON, COLLEEN - Cash Disbursement ONETIM	-	49.10	5,065,806.34
1976	CD	1339941	08/22/22		756743458	Joseph Munoz - Cash Disbursement ONETIM	-	4,591.76	5,061,214.58
1976	CD	1339943	08/22/22		756743459	O'Reilly Auto Parts - Cash Disbursement ORAUPA	-	327.57	5,060,887.01
1976	CD	1339956	08/22/22		756743460	Public Safety Crisis Solutions - Cash Disbursement PUSACR	-	4,412.50	5,056,474.51
1976	CD	1339969	08/22/22		756743461	Prescott Valley Ace Hardware - Cash Disbursement PVACHA	-	21.83	5,056,452.68
1976	CD	1339971	08/22/22		756743462	Questionmark Corporation - Cash Disbursement QUECOR	-	3,285.00	5,053,167.68
1976	CD	1339973	08/22/22		756743463	Restored By Faith LLC - Cash Disbursement REBYFA	-	280.00	5,052,887.68
1976	CD	1339976	08/22/22		756743464	The Counseling Office of - Cash Disbursement RITDEB	-	3,561.68	5,049,326.00
1976	CD	1339982	08/22/22		756743465	Besonson Tools LLC - Cash Disbursement SNONTO	-	53.73	5,049,272.27
1976	CD	1339985	08/22/22		756743466	Staples Contract & Commmerc.Inc - Cash Disbursement STACOM	-	270.48	5,049,001.79
1976	CD	1339994	08/22/22		756743467	Stryker Sales Corporation - Cash Disbursement STSACO	-	1,499.40	5,047,502.39
1976	CD	1339996	08/22/22		756743468	Teleflex Funding LLC - Cash Disbursement TELEFL	-	1,325.66	5,046,176.73
1976	CD	1340001	08/22/22		756743469	Town of Prescott Valley - Cash Disbursement TOPRVA	-	835.72	5,045,341.01
1976	CD	1340008	08/22/22		756743470	Tri Air Testing - Cash Disbursement TRAITE	-	5,123.00	5,040,218.01

CAFMA-Central Arizona Fire and Medical

GL Account Ledger - Detail By Period

8/1/2022 through 8/31/2022

Batch	Journal	Entry #	Date	Job	Document	Description	Debits	Credits	Balance
10.1100.0.0.000			CASH WITH YAVAPAI COUNTY (CONTINUED)						
1976	CD	1340011	08/22/22		756743471	Unisource Energy Services - Cash Disbursement UNENSE	\$-	\$108.95	\$5,040,109.06
1976	CD	1340014	08/22/22		756743472	United Fire Equipment Company - Cash Disbursement UNFIEQ	-	1,851.11	5,038,257.95
1976	CD	1340017	08/22/22		756743473	United Disposal, Inc - Cash Disbursement UNIDIS	-	264.00	5,037,993.95
1976	CD	1340019	08/22/22		756743474	Verizon Wireless - Cash Disbursement VERWIR	-	4,105.98	5,033,887.97
1976	CD	1340024	08/22/22		756743475	W.W. Williams Company LLC - Cash Disbursement WWWILL	-	725.41	5,033,162.56
1976	CD	1340028	08/22/22		756743476	XEROX FINANCIAL SERVICES - Cash Disbursement XEFISE	-	411.61	5,032,750.95
1976	CD	1340031	08/22/22		756743477	Yavapai Fleet Yavapai Machine - Cash Disbursement YAFLIN	-	1,143.26	5,031,607.69
1976	CD	1339765	08/22/22		DIR.DEP.PPE.8.13.2	Chase Bank - PR - DIRECT DEPOSIT PPE 08/13/2022	355,859.40	-	5,387,467.09
1971	PR	1335834	08/23/22		24725	Abel, Todd D. - Payroll Bi-Weekly-Direct Deposit 8/23/2022	-	3,097.40	5,384,369.69
1971	PR	1335859	08/23/22		24726	Anglin, Jake J. - Payroll Bi-Weekly-Direct Deposit 8/23/2022	-	955.99	5,383,413.70
1971	PR	1335885	08/23/22		24727	Apolinar, Johnathan R. - Payroll Bi-Weekly-Direct Deposit 8/23/2022	-	1,737.54	5,381,676.16
1971	PR	1335911	08/23/22		24728	Aponte, Anthony M. - Payroll Bi-Weekly-Direct Deposit 8/23/2022	-	1,421.96	5,380,254.20
1971	PR	1335934	08/23/22		24729	Baker, Mark A. - Payroll Bi-Weekly-Direct Deposit 8/23/2022	-	2,385.98	5,377,868.22
1971	PR	1335958	08/23/22		24730	Barnum, Josh M. - Payroll Bi-Weekly-Direct Deposit 8/23/2022	-	2,262.33	5,375,605.89
1971	PR	1335987	08/23/22		24731	Basurto-Cancino, Leobardo - Payroll Bi-Weekly-Direct Deposit 8/23/2022	-	2,680.59	5,372,925.30
1971	PR	1336008	08/23/22		24732	Blum, Rodney A. - Payroll Bi-Weekly-Direct Deposit 8/23/2022	-	1,810.63	5,371,114.67
1971	PR	1336031	08/23/22		24733	Breyer, Samuel H. - Payroll Bi-Weekly-Direct Deposit 8/23/2022	-	1,468.18	5,369,646.49
1971	PR	1336052	08/23/22		24734	Brown Jr, Dennis F. - Payroll Bi-Weekly-Direct Deposit 8/23/2022	-	2,537.53	5,367,108.96
1971	PR	1336075	08/23/22		24735	Brunk, Jacob A. - Payroll Bi-Weekly-Direct Deposit 8/23/2022	-	1,786.48	5,365,322.48
1971	PR	1336099	08/23/22		24736	Buchanan, Ben D. - Payroll Bi-Weekly-Direct Deposit 8/23/2022	-	3,164.19	5,362,158.29
1971	PR	1336121	08/23/22		24737	Bulters, Scott D. - Payroll Bi-Weekly-Direct Deposit 8/23/2022	-	2,349.13	5,359,809.16
1971	PR	1336143	08/23/22		24738	Buntin, Darrell R. - Payroll Bi-Weekly-Direct Deposit 8/23/2022	-	1,972.47	5,357,836.69
1971	PR	1336168	08/23/22		24739	Burch, Brian J. - Payroll Bi-Weekly-Direct Deposit 8/23/2022	-	2,726.12	5,355,110.57
1971	PR	1336192	08/23/22		24740	Burch, Bryten J. - Payroll Bi-Weekly-Direct Deposit 8/23/2022	-	1,315.32	5,353,795.25
1971	PR	1336220	08/23/22		24741	Burch, Caden C. - Payroll Bi-Weekly-Direct Deposit 8/23/2022	-	2,219.63	5,351,575.62
1971	PR	1336242	08/23/22		24742	Bushman, James V. - Payroll Bi-Weekly-Direct Deposit 8/23/2022	-	2,523.19	5,349,052.43
1971	PR	1336266	08/23/22		24743	Butler, Jason - Payroll Bi-Weekly-Direct Deposit 8/23/2022	-	2,116.62	5,346,935.81

CAFMA-Central Arizona Fire and Medical

GL Account Ledger - Detail By Period

8/1/2022 through 8/31/2022

Batch	Journal	Entry #	Date	Job	Document	Description	Debits	Credits	Balance
10.1100.0.0.000			CASH WITH YAVAPAI COUNTY (CONTINUED)						
1971	PR	1336296	08/23/22		24744	Butterfield, Jesse D. - Payroll Bi-Weekly-Direct Deposit 8/23/2022	\$-	\$1,294.17	\$5,345,641.64
1971	PR	1336319	08/23/22		24745	Carothers, Robert C. - Payroll Bi-Weekly-Direct Deposit 8/23/2022	-	6,085.42	5,339,556.22
1971	PR	1336344	08/23/22		24746	Cazaly, Marshall - Payroll Bi-Weekly-Direct Deposit 8/23/2022	-	1,507.38	5,338,048.84
1971	PR	1336363	08/23/22		24747	Chase, Rick D. - Payroll Bi-Weekly-Direct Deposit 8/23/2022	-	3,871.95	5,334,176.89
1971	PR	1336385	08/23/22		24748	Clark, Shelly - Payroll Bi-Weekly-Direct Deposit 8/23/2022	-	1,133.52	5,333,043.37
1971	PR	1336414	08/23/22		24749	Collins, Seth M. - Payroll Bi-Weekly-Direct Deposit 8/23/2022	-	1,984.58	5,331,058.79
1971	PR	1336438	08/23/22		24750	Copenhaver, Douglas J. - Payroll Bi-Weekly-Direct Deposit 8/23/2022	-	2,028.11	5,329,030.68
1971	PR	1336460	08/23/22		24751	Cox, Phillip C. - Payroll Bi-Weekly-Direct Deposit 8/23/2022	-	3,172.30	5,325,858.38
1971	PR	1336484	08/23/22		24752	Croft, Adam J. - Payroll Bi-Weekly-Direct Deposit 8/23/2022	-	1,689.33	5,324,169.05
1971	PR	1336506	08/23/22		24753	Crossman, Eric L. - Payroll Bi-Weekly-Direct Deposit 8/23/2022	-	2,198.01	5,321,971.04
1971	PR	1336529	08/23/22		24754	Cruz, Steven R. - Payroll Bi-Weekly-Direct Deposit 8/23/2022	-	1,848.60	5,320,122.44
1971	PR	1336547	08/23/22		24755	Cunningham, Cody A. - Payroll Bi-Weekly-Direct Deposit 8/23/2022	-	3,132.27	5,316,990.17
1971	PR	1336570	08/23/22		24756	Curry, Robert C. - Payroll Bi-Weekly-Direct Deposit 8/23/2022	-	2,326.36	5,314,663.81
1971	PR	1336595	08/23/22		24757	Davidson, Glenn T. - Payroll Bi-Weekly-Direct Deposit 8/23/2022	-	3,307.14	5,311,356.67
1971	PR	1336618	08/23/22		24758	Davis, Bradley M. - Payroll Bi-Weekly-Direct Deposit 8/23/2022	-	3,684.70	5,307,671.97
1971	PR	1336642	08/23/22		24759	Deering, Andrew L. - Payroll Bi-Weekly-Direct Deposit 8/23/2022	-	903.78	5,306,768.19
1971	PR	1336669	08/23/22		24760	DiVall, Nelson - Payroll Bi-Weekly-Direct Deposit 8/23/2022	-	1,803.78	5,304,964.41
1971	PR	1336693	08/23/22		24761	Dibble, Gordon L. - Payroll Bi-Weekly-Direct Deposit 8/23/2022	-	1,737.55	5,303,226.86
1971	PR	1336717	08/23/22		24762	Dixon, Susanne M. - Payroll Bi-Weekly-Direct Deposit 8/23/2022	-	2,361.45	5,300,865.41
1971	PR	1336741	08/23/22		24763	Douglas, Ren W. - Payroll Bi-Weekly-Direct Deposit 8/23/2022	-	2,266.13	5,298,599.28
1971	PR	1336761	08/23/22		24764	Dowdy, Charles E. - Payroll Bi-Weekly-Direct Deposit 8/23/2022	-	2,038.71	5,296,560.57
1971	PR	1336787	08/23/22		24765	DuCharme, Zachary J. - Payroll Bi-Weekly-Direct Deposit 8/23/2022	-	1,982.78	5,294,577.79
1971	PR	1336810	08/23/22		24766	Duplessis, Robert A. - Payroll Bi-Weekly-Direct Deposit 8/23/2022	-	2,762.29	5,291,815.50
1971	PR	1336836	08/23/22		24767	Eckle, Kellan J. - Payroll Bi-Weekly-Direct Deposit 8/23/2022	-	1,777.12	5,290,038.38
1971	PR	1336859	08/23/22		24768	Edwards, David S. - Payroll Bi-Weekly-Direct Deposit 8/23/2022	-	3,457.51	5,286,580.87

CAFMA-Central Arizona Fire and Medical
GL Account Ledger - Detail By Period
8/1/2022 through 8/31/2022

Batch	Journal	Entry #	Date	Job	Document	Description	Debits	Credits	Balance
10.1100.0.0.000			CASH WITH YAVAPAI COUNTY (CONTINUED)						
1971	PR	1336880	08/23/22		24769	Engel, Nicole - Payroll Bi-Weekly-Direct Deposit 8/23/2022	\$-	\$966.00	\$5,285,614.87
1971	PR	1336900	08/23/22		24770	Feddema, John J. - Payroll Bi-Weekly-Direct Deposit 8/23/2022	-	3,509.64	5,282,105.23
1971	PR	1336926	08/23/22		24771	Ferris, Ryan M. - Payroll Bi-Weekly-Direct Deposit 8/23/2022	-	1,510.94	5,280,594.29
1971	PR	1336952	08/23/22		24772	Fields, Brody J. - Payroll Bi-Weekly-Direct Deposit 8/23/2022	-	3,408.89	5,277,185.40
1971	PR	1336977	08/23/22		24773	Fields, Zachary E. - Payroll Bi-Weekly-Direct Deposit 8/23/2022	-	3,472.44	5,273,712.96
1971	PR	1337006	08/23/22		24774	Fournier, Nick T. - Payroll Bi-Weekly-Direct Deposit 8/23/2022	-	2,394.60	5,271,318.36
1971	PR	1337027	08/23/22		24775	Frawley, Teresa A. - Payroll Bi-Weekly-Direct Deposit 8/23/2022	-	1,127.13	5,270,191.23
1971	PR	1337049	08/23/22		24776	Frazier, Antonio - Payroll Bi-Weekly-Direct Deposit 8/23/2022	-	3,018.24	5,267,172.99
1971	PR	1337070	08/23/22		24777	Freeman, Michael - Payroll Bi-Weekly-Direct Deposit 8/23/2022	-	1,622.29	5,265,550.70
1971	PR	1337093	08/23/22		24778	Freitag, Scott A. - Payroll Bi-Weekly-Direct Deposit 8/23/2022	-	4,411.67	5,261,139.03
1971	PR	1337117	08/23/22		24779	Gallman, Timothy B. - Payroll Bi-Weekly-Direct Deposit 8/23/2022	-	2,229.41	5,258,909.62
1971	PR	1337138	08/23/22		24780	Gardea Chaparro, Ivonne - Payroll Bi-Weekly-Direct Deposit 8/23/2022	-	1,048.92	5,257,860.70
1971	PR	1337159	08/23/22		24781	Gentle, Isabel - Payroll Bi-Weekly-Direct Deposit 8/23/2022	-	1,094.34	5,256,766.36
1971	PR	1337185	08/23/22		24782	Gentle, Joshua A. - Payroll Bi-Weekly-Direct Deposit 8/23/2022	-	1,421.30	5,255,345.06
1971	PR	1337209	08/23/22		24783	Gillihan, Jim W. - Payroll Bi-Weekly-Direct Deposit 8/23/2022	-	1,583.74	5,253,761.32
1971	PR	1337233	08/23/22		24784	Ginn, James E. - Payroll Bi-Weekly-Direct Deposit 8/23/2022	-	2,108.51	5,251,652.81
1971	PR	1337256	08/23/22		24785	Goodman, Laurie K. - Payroll Bi-Weekly-Direct Deposit 8/23/2022	-	1,145.30	5,250,507.51
1971	PR	1337288	08/23/22		24786	Gray, JT A. - Payroll Bi-Weekly-Direct Deposit 8/23/2022	-	1,992.39	5,248,515.12
1971	PR	1337317	08/23/22		24787	Guzzo, Nicholas R. - Payroll Bi-Weekly-Direct Deposit 8/23/2022	-	1,437.18	5,247,077.94
1971	PR	1337344	08/23/22		24788	Hall, Jace R. - Payroll Bi-Weekly-Direct Deposit 8/23/2022	-	1,558.26	5,245,519.68
1971	PR	1337369	08/23/22		24789	Harper, Leslie R. - Payroll Bi-Weekly-Direct Deposit 8/23/2022	-	2,893.49	5,242,626.19
1971	PR	1337391	08/23/22		24790	Hlavacek, Evan - Payroll Bi-Weekly-Direct Deposit 8/23/2022	-	2,294.38	5,240,331.81
1971	PR	1337415	08/23/22		24791	Horstman, Stephen W. - Payroll Bi-Weekly-Direct Deposit 8/23/2022	-	3,517.44	5,236,814.37
1971	PR	1337437	08/23/22		24792	Huddleston, Michael B. - Payroll Bi-Weekly-Direct Deposit 8/23/2022	-	2,538.58	5,234,275.79
1971	PR	1337464	08/23/22		24793	Hutchison, Ethan K. - Payroll Bi-Weekly-Direct Deposit 8/23/2022	-	1,172.54	5,233,103.25
1971	PR	1337481	08/23/22		24794	Ingrao, Jory - Payroll Bi-Weekly-Direct Deposit 8/23/2022	-	2,600.64	5,230,502.61

CAFMA-Central Arizona Fire and Medical

GL Account Ledger - Detail By Period

8/1/2022 through 8/31/2022

Batch	Journal	Entry #	Date	Job	Document	Description	Debits	Credits	Balance
10.1100.0.0.000			CASH WITH YAVAPAI COUNTY (CONTINUED)						
1971	PR	1337507	08/23/22		24795	Jacobson, Terrence L. - Payroll Bi-Weekly-Direct Deposit 8/23/2022	\$-	\$2,207.76	\$5,228,294.85
1971	PR	1337530	08/23/22		24796	Jimenez, Valentin - Payroll Bi-Weekly-Direct Deposit 8/23/2022	-	1,389.17	5,226,905.68
1971	PR	1337556	08/23/22		24797	Jones, Shaun D. - Payroll Bi-Weekly-Direct Deposit 8/23/2022	-	2,070.89	5,224,834.79
1971	PR	1337581	08/23/22		24798	King, Jeremiah D. - Payroll Bi-Weekly-Direct Deposit 8/23/2022	-	2,569.47	5,222,265.32
1971	PR	1337603	08/23/22		24799	Kohler, Travis W. - Payroll Bi-Weekly-Direct Deposit 8/23/2022	-	2,798.38	5,219,466.94
1971	PR	1337628	08/23/22		24800	Kontz, Andrew M. - Payroll Bi-Weekly-Direct Deposit 8/23/2022	-	1,733.61	5,217,733.33
1971	PR	1337652	08/23/22		24801	Kontz, Michael V. - Payroll Bi-Weekly-Direct Deposit 8/23/2022	-	2,178.23	5,215,555.10
1971	PR	1337670	08/23/22		24802	Krizo, Denise M. - Payroll Bi-Weekly-Direct Deposit 8/23/2022	-	1,050.64	5,214,504.46
1971	PR	1337695	08/23/22		24803	Kumpula, Adrian K. - Payroll Bi-Weekly-Direct Deposit 8/23/2022	-	1,378.14	5,213,126.32
1971	PR	1337719	08/23/22		24804	Kuykendall, Jeffery W. - Payroll Bi-Weekly-Direct Deposit 8/23/2022	-	4,515.84	5,208,610.48
1971	PR	1337742	08/23/22		24805	Legge, David B. - Payroll Bi-Weekly-Direct Deposit 8/23/2022	-	3,356.27	5,205,254.21
1971	PR	1337766	08/23/22		24806	Litchfield, Ronald K. - Payroll Bi-Weekly-Direct Deposit 8/23/2022	-	2,292.18	5,202,962.03
1971	PR	1337786	08/23/22		24807	Lopeman, Keith A. - Payroll Bi-Weekly-Direct Deposit 8/23/2022	-	2,216.08	5,200,745.95
1971	PR	1337808	08/23/22		24808	Lovell, Sharon J. - Payroll Bi-Weekly-Direct Deposit 8/23/2022	-	994.62	5,199,751.33
1971	PR	1337835	08/23/22		24809	Lund, Kyle L. - Payroll Bi-Weekly-Direct Deposit 8/23/2022	-	1,198.45	5,198,552.88
1971	PR	1337860	08/23/22		24810	Lynch, Peter J. - Payroll Bi-Weekly-Direct Deposit 8/23/2022	-	1,658.55	5,196,894.33
1971	PR	1337884	08/23/22		24811	Lys, Damian P. - Payroll Bi-Weekly-Direct Deposit 8/23/2022	-	2,389.27	5,194,505.06
1971	PR	1337906	08/23/22		24812	Madden, James P. - Payroll Bi-Weekly-Direct Deposit 8/23/2022	-	1,573.03	5,192,932.03
1971	PR	1337926	08/23/22		24813	Mauldin, Karen S. - Payroll Bi-Weekly-Direct Deposit 8/23/2022	-	2,143.46	5,190,788.57
1971	PR	1337950	08/23/22		24814	Mauldin, Mark E. - Payroll Bi-Weekly-Direct Deposit 8/23/2022	-	2,983.14	5,187,805.43
1971	PR	1337969	08/23/22		24815	Mayhall, Mathew T. - Payroll Bi-Weekly-Direct Deposit 8/23/2022	-	3,134.46	5,184,670.97
1971	PR	1337989	08/23/22		24816	Mazon, Joshua M. - Payroll Bi-Weekly-Direct Deposit 8/23/2022	-	2,394.01	5,182,276.96
1971	PR	1338013	08/23/22		24817	McCarthy, Nicholas A. - Payroll Bi-Weekly-Direct Deposit 8/23/2022	-	1,323.14	5,180,953.82
1971	PR	1338038	08/23/22		24818	McCarty, Daniel L. - Payroll Bi-Weekly-Direct Deposit 8/23/2022	-	3,012.24	5,177,941.58
1971	PR	1338063	08/23/22		24819	McFadden, Matthew C. - Payroll Bi-Weekly-Direct Deposit 8/23/2022	-	1,329.66	5,176,611.92

CAFMA-Central Arizona Fire and Medical

GL Account Ledger - Detail By Period

8/1/2022 through 8/31/2022

Batch	Journal	Entry #	Date	Job	Document	Description	Debits	Credits	Balance
10.1100.0.0.000			CASH WITH YAVAPAI COUNTY (CONTINUED)						
1971	PR	1338090	08/23/22		24820	McFadden, Michael J. - Payroll Bi-Weekly-Direct Deposit 8/23/2022	\$-	\$2,098.33	\$5,174,513.59
1971	PR	1338116	08/23/22		24821	McIntire, Jacob V. - Payroll Bi-Weekly-Direct Deposit 8/23/2022	-	1,954.72	5,172,558.87
1971	PR	1338138	08/23/22		24822	Merrill, Eric R. - Payroll Bi-Weekly-Direct Deposit 8/23/2022	-	2,443.54	5,170,115.33
1971	PR	1338162	08/23/22		24823	Mills, Brett S. - Payroll Bi-Weekly-Direct Deposit 8/23/2022	-	1,528.64	5,168,586.69
1971	PR	1338186	08/23/22		24824	Moore, Aaron J. - Payroll Bi-Weekly-Direct Deposit 8/23/2022	-	2,235.85	5,166,350.84
1971	PR	1338213	08/23/22		24825	Moore, Ryan T. - Payroll Bi-Weekly-Direct Deposit 8/23/2022	-	2,056.36	5,164,294.48
1971	PR	1338239	08/23/22		24826	Muniz, Thomas E. - Payroll Bi-Weekly-Direct Deposit 8/23/2022	-	1,566.52	5,162,727.96
1971	PR	1338259	08/23/22		24827	Murphey, Patricia D. - Payroll Bi-Weekly-Direct Deposit 8/23/2022	-	3,075.14	5,159,652.82
1971	PR	1338286	08/23/22		24828	Nall, William T. - Payroll Bi-Weekly-Direct Deposit 8/23/2022	-	2,251.53	5,157,401.29
1971	PR	1338312	08/23/22		24829	Nelson, Michael J. - Payroll Bi-Weekly-Direct Deposit 8/23/2022	-	1,520.66	5,155,880.63
1971	PR	1338339	08/23/22		24830	Niemynski, Doug T. - Payroll Bi-Weekly-Direct Deposit 8/23/2022	-	3,088.10	5,152,792.53
1971	PR	1338367	08/23/22		24831	Nolan, Jason K. - Payroll Bi-Weekly-Direct Deposit 8/23/2022	-	2,772.13	5,150,020.40
1971	PR	1338397	08/23/22		24832	Olson, Rick C. - Payroll Bi-Weekly-Direct Deposit 8/23/2022	-	3,075.85	5,146,944.55
1971	PR	1338421	08/23/22		24833	Overmyer, Titus C. - Payroll Bi-Weekly-Direct Deposit 8/23/2022	-	1,475.61	5,145,468.94
1971	PR	1338441	08/23/22		24834	Parra, Dustin A. - Payroll Bi-Weekly-Direct Deposit 8/23/2022	-	2,847.19	5,142,621.75
1971	PR	1338467	08/23/22		24835	Parra, Payton S. - Payroll Bi-Weekly-Direct Deposit 8/23/2022	-	1,784.80	5,140,836.95
1971	PR	1338486	08/23/22		24836	Peckham, Christopher D. - Payroll Bi-Weekly-Direct Deposit 8/23/2022	-	1,946.44	5,138,890.51
1971	PR	1338512	08/23/22		24837	Pena, Christopher D. - Payroll Bi-Weekly-Direct Deposit 8/23/2022	-	2,466.10	5,136,424.41
1971	PR	1338543	08/23/22		24838	Perez, Anthony R. - Payroll Bi-Weekly-Direct Deposit 8/23/2022	-	1,681.21	5,134,743.20
1971	PR	1338573	08/23/22		24839	Perkins, Shane M. - Payroll Bi-Weekly-Direct Deposit 8/23/2022	-	1,890.21	5,132,852.99
1971	PR	1338599	08/23/22		24840	Poliakon, Brett M. - Payroll Bi-Weekly-Direct Deposit 8/23/2022	-	2,313.15	5,130,539.84
1971	PR	1338624	08/23/22		24841	Postula, Justin M. - Payroll Bi-Weekly-Direct Deposit 8/23/2022	-	2,187.52	5,128,352.32
1971	PR	1338647	08/23/22		24842	Postula, Karl A. - Payroll Bi-Weekly-Direct Deposit 8/23/2022	-	3,377.15	5,124,975.17
1971	PR	1338664	08/23/22		24843	Prange, Ross L. - Payroll Bi-Weekly-Direct Deposit 8/23/2022	-	3,179.25	5,121,795.92
1971	PR	1338688	08/23/22		24844	Pruitt, Robert E. - Payroll Bi-Weekly-Direct Deposit 8/23/2022	-	3,184.80	5,118,611.12

CAFMA-Central Arizona Fire and Medical

GL Account Ledger - Detail By Period

8/1/2022 through 8/31/2022

Batch	Journal	Entry #	Date	Job	Document	Description	Debits	Credits	Balance
10.1100.0.0.000			CASH WITH YAVAPAI COUNTY (CONTINUED)						
1971	PR	1338711	08/23/22		24845	Rafters, William C. - Payroll Bi-Weekly-Direct Deposit 8/23/2022	\$-	\$1,383.31	\$5,117,227.81
1971	PR	1338735	08/23/22		24846	Redfern, Joshua L. - Payroll Bi-Weekly-Direct Deposit 8/23/2022	-	1,504.39	5,115,723.42
1971	PR	1338762	08/23/22		24847	Reeves, Katherine D. - Payroll Bi-Weekly-Direct Deposit 8/23/2022	-	1,308.15	5,114,415.27
1971	PR	1338785	08/23/22		24848	Rendl, Robert A. - Payroll Bi-Weekly-Direct Deposit 8/23/2022	-	3,163.91	5,111,251.36
1971	PR	1338811	08/23/22		24849	Reyes, Adam N. - Payroll Bi-Weekly-Direct Deposit 8/23/2022	-	1,860.18	5,109,391.18
1971	PR	1338829	08/23/22		24850	Roberts, Jerry R. - Payroll Bi-Weekly-Direct Deposit 8/23/2022	-	2,096.83	5,107,294.35
1971	PR	1338855	08/23/22		24851	Rocha, Edgar O. - Payroll Bi-Weekly-Direct Deposit 8/23/2022	-	1,414.41	5,105,879.94
1971	PR	1338880	08/23/22		24852	Roche, Benjamin H. - Payroll Bi-Weekly-Direct Deposit 8/23/2022	-	1,986.98	5,103,892.96
1971	PR	1338903	08/23/22		24853	Rose, Cody S. - Payroll Bi-Weekly-Direct Deposit 8/23/2022	-	3,563.33	5,100,329.63
1971	PR	1338932	08/23/22		24854	Runo, Kyle E. - Payroll Bi-Weekly-Direct Deposit 8/23/2022	-	1,547.62	5,098,782.01
1971	PR	1338953	08/23/22		24855	Russell, Tessa M. - Payroll Bi-Weekly-Direct Deposit 8/23/2022	-	969.06	5,097,812.95
1971	PR	1338980	08/23/22		24856	Ryan, Keith M. - Payroll Bi-Weekly-Direct Deposit 8/23/2022	-	1,279.54	5,096,533.41
1971	PR	1339001	08/23/22		24857	Scaife, Domenic J. - Payroll Bi-Weekly-Direct Deposit 8/23/2022	-	2,964.61	5,093,568.80
1971	PR	1339025	08/23/22		24858	Schiffmacher, Gerald - Payroll Bi-Weekly-Direct Deposit 8/23/2022	-	1,714.01	5,091,854.79
1971	PR	1339046	08/23/22		24859	Schuster Jr., Alan J. - Payroll Bi-Weekly-Direct Deposit 8/23/2022	-	2,926.12	5,088,928.67
1971	PR	1339067	08/23/22		24860	Seets, James W. - Payroll Bi-Weekly-Direct Deposit 8/23/2022	-	2,045.25	5,086,883.42
1971	PR	1339094	08/23/22		24861	Sheldon, Wesley K. - Payroll Bi-Weekly-Direct Deposit 8/23/2022	-	1,675.52	5,085,207.90
1971	PR	1339117	08/23/22		24862	Sims, Lacie J. - Payroll Bi-Weekly-Direct Deposit 8/23/2022	-	1,284.06	5,083,923.84
1971	PR	1339143	08/23/22		24863	Smith, Jacob A. - Payroll Bi-Weekly-Direct Deposit 8/23/2022	-	933.05	5,082,990.79
1971	PR	1339173	08/23/22		24864	Smith, Russell - Payroll Bi-Weekly-Direct Deposit 8/23/2022	-	2,455.64	5,080,535.15
1971	PR	1339196	08/23/22		24865	Smith, Travis L. - Payroll Bi-Weekly-Direct Deposit 8/23/2022	-	2,537.97	5,077,997.18
1971	PR	1339219	08/23/22		24866	Snyder, Timothy E. - Payroll Bi-Weekly-Direct Deposit 8/23/2022	-	6,742.37	5,071,254.81
1971	PR	1339241	08/23/22		24867	Stewart, Jeff - Payroll Bi-Weekly-Direct Deposit 8/23/2022	-	1,924.44	5,069,330.37
1971	PR	1339268	08/23/22		24868	Stooks, Wallace C. - Payroll Bi-Weekly-Direct Deposit 8/23/2022	-	3,596.58	5,065,733.79
1971	PR	1339296	08/23/22		24869	Stretton, Garrett M. - Payroll Bi-Weekly-Direct Deposit 8/23/2022	-	1,427.34	5,064,306.45

CAFMA-Central Arizona Fire and Medical

GL Account Ledger - Detail By Period

8/1/2022 through 8/31/2022

Batch	Journal	Entry #	Date	Job	Document	Description	Debits	Credits	Balance
10.1100.0.0.000			CASH WITH YAVAPAI COUNTY (CONTINUED)						
1971	PR	1339319	08/23/22		24870	Tharp, David S. - Payroll Bi-Weekly-Direct Deposit 8/23/2022	\$-	\$3,264.85	\$5,061,041.60
1971	PR	1339344	08/23/22		24871	Thompson, Jacob S. - Payroll Bi-Weekly-Direct Deposit 8/23/2022	-	2,073.55	5,058,968.05
1971	PR	1339374	08/23/22		24872	Tillich, Timothy A. - Payroll Bi-Weekly-Direct Deposit 8/23/2022	-	2,004.50	5,056,963.55
1971	PR	1339398	08/23/22		24873	Trask, Ryan A. - Payroll Bi-Weekly-Direct Deposit 8/23/2022	-	2,898.02	5,054,065.53
1971	PR	1339423	08/23/22		24874	Trujillo, Erik J. - Payroll Bi-Weekly-Direct Deposit 8/23/2022	-	2,008.01	5,052,057.52
1971	PR	1339448	08/23/22		24875	Turner, Kenneth R. - Payroll Bi-Weekly-Direct Deposit 8/23/2022	-	2,043.71	5,050,013.81
1971	PR	1339469	08/23/22		24876	VanTuyl, Jonah D. - Payroll Bi-Weekly-Direct Deposit 8/23/2022	-	2,921.64	5,047,092.17
1971	PR	1339493	08/23/22		24877	Vanatta, Justin B. - Payroll Bi-Weekly-Direct Deposit 8/23/2022	-	1,596.26	5,045,495.91
1971	PR	1339515	08/23/22		24878	Viscardi, Karen W. - Payroll Bi-Weekly-Direct Deposit 8/23/2022	-	1,431.95	5,044,063.96
1971	PR	1339539	08/23/22		24879	Wagner, Adam D. - Payroll Bi-Weekly-Direct Deposit 8/23/2022	-	2,060.01	5,042,003.95
1971	PR	1339566	08/23/22		24880	Wagoner, Buddy R. - Payroll Bi-Weekly-Direct Deposit 8/23/2022	-	1,509.30	5,040,494.65
1971	PR	1339587	08/23/22		24881	Welch-Cornell, Jaime D. - Payroll Bi-Weekly-Direct Deposit 8/23/2022	-	1,490.02	5,039,004.63
1971	PR	1339608	08/23/22		24882	Wittenberg, David J. - Payroll Bi-Weekly-Direct Deposit 8/23/2022	-	2,189.21	5,036,815.42
1971	PR	1339636	08/23/22		24883	Young, Kevin A. - Payroll Bi-Weekly-Direct Deposit 8/23/2022	-	1,647.98	5,035,167.44
1971	PR	1339664	08/23/22		24884	Zazueta, Robert P. - Payroll Bi-Weekly-Direct Deposit 8/23/2022	-	3,559.75	5,031,607.69
1986	CR	1340424	08/25/22		0510602939	VANATTA, DAVIN -	673.73	-	5,032,281.42
1986	CR	1340423	08/25/22		0510602978	MOORE, SCOTT -	14.68	-	5,032,296.10
1986	CR	1340425	08/25/22		0510602986	POLACEK, JEFF -	1,539.89	-	5,033,835.99
1986	CR	1340427	08/25/22		0584646	AZ Dept of Forestry & Fire Mgt -	146,416.66	-	5,180,252.65
1986	CR	1340426	08/25/22		1091	Spangenberger, Linda -	10.40	-	5,180,263.05
1985	CR	1340403	08/25/22		15856	PLANS REVIEW -	125.00	-	5,180,388.05
1985	CR	1340404	08/25/22		15940	PLANS REVIEW -	125.00	-	5,180,513.05
1986	CR	1340417	08/25/22		2295	CORDES, GARY -	1,593.74	-	5,182,106.79
1986	CR	1340421	08/25/22		40425833	YAVAPAI CO SHERIFF'S OFFICE -	9,336.42	-	5,191,443.21
1986	CR	1340422	08/25/22		40425833	Yavapai Community Health Svcs -	432.00	-	5,191,875.21
1986	CR	1340419	08/25/22		46133	RORICK, NORM -	260.00	-	5,192,135.21
1986	CR	1340420	08/25/22		46133	Smith, Andrea -	84.66	-	5,192,219.87
1985	CR	1340401	08/25/22		518	Fire Prevention Permits -	312.00	-	5,192,531.87
1985	CR	1340402	08/25/22		518	Fire Prevention Permits -	433.00	-	5,192,964.87
1985	CR	1340406	08/25/22		6963	PLANS REVIEW -	483.00	-	5,193,447.87
1985	CR	1340407	08/25/22		6963	PLANS REVIEW -	483.00	-	5,193,930.87
1985	CR	1340408	08/25/22		6963	PLANS REVIEW -	458.00	-	5,194,388.87
1986	CR	1340418	08/25/22		706601143	Yarnell Fire District -	175.01	-	5,194,563.88
1985	CR	1340405	08/25/22		7869	PLANS REVIEW -	458.00	-	5,195,021.88

CAFMA-Central Arizona Fire and Medical

GL Account Ledger - Detail By Period

8/1/2022 through 8/31/2022

Batch	Journal	Entry #	Date	Job	Document	Description	Debits	Credits	Balance
10.1100.0.0.000			CASH WITH YAVAPAI COUNTY (CONTINUED)						
1972	GJ	1339665	08/31/22		Cash With Yav Cty	Fire Authority Funding - July, 2022	\$118,921.01	\$-	\$5,313,942.89
2007	GJ	1348828	08/31/22		Cash With Yav Cty	GF Interest Revenue - August, 2022	5,720.75	-	5,319,663.64
2009	GJ	1348832	08/31/22		Cash With Yav Cty	American Express Incentive Rebate	1,138.99	-	5,320,802.63
2009	GJ	1348833	08/31/22		Cash With Yav Cty	American Express Incentive Rebate	1,809.20	-	5,322,611.83
CASH WITH YAVAPAI COUNTY TOTALS:							\$1,408,356.62	\$3,013,892.28	\$5,322,611.83
TOTAL OF LEDGER:							\$1,408,356.62	\$3,013,892.28	\$5,322,611.83

CAFMA-Central Arizona Fire and Medical
GL Trial Balance Worksheet
For The Period of 8/1/2022 through 8/31/2022

Account	Description	Balances				Adjustments
		Beginning	Debits	Credits	Ending	
10.1100.0.0.000	Cash with Yavapai County	\$6,928,147.49	\$1,408,356.62	\$3,013,892.28	\$5,322,611.83	
TOTALS:		<u>\$6,928,147.49</u>	<u>\$1,408,356.62</u>	<u>\$3,013,892.28</u>	<u>\$5,322,611.83</u>	

* Inactive accounts are marked and appear in grey.

CENTRAL ARIZONA FIRE AND MEDICAL AUTHORITY
PSPRS Contingency Reserve Fund FY 22-23
GL #60.1300.0.0.000

Date	Transaction	Debit	Credit	Balance
07/01/22	Beginning Balance			\$ 2,000,000.00

SAMPLE

Central Arizona Fire and Medical Authority

FIRE PROTECTION SERVICES AGREEMENT

This Fire Protection Agreement is made effective _____, between the Central Arizona Fire and Medical Authority, a political subdivision of the State of Arizona, hereinafter referred to as "AGENCY" and _____, hereinafter referred to as the "Applicant." The property under consideration is described as:

Street Address:

Mailing Address:

Contact Phone Number:

Yavapai County Assessor's Parcel Number:

IT IS THEREFORE MUTUALLY UNDERSTOOD AND AGREED AS FOLLOWS:

1) Purpose. AGENCY shall provide fire protection and limited emergency medical services under the terms of this Agreement.

2) Duration and Renewal. The effective term of this Agreement shall be from _____ through **June 30, 2019**. The provisions of this Agreement shall renew automatically on July 1 of each year for consecutive one-year terms, unless either party pursues termination of the Agreement pursuant to Paragraph 11.

3) Services Provided. Fire Suppression, Emergency Rescue, and limited Emergency Medical Services (collectively "Emergency Services") will be provided under this Agreement. Unless the Incident Commander (senior AGENCY Officer present) requests additional help, AGENCY shall provide a standard response as determined by AGENCY dispatch protocols on each emergency call from the Applicant, subject to conditions below.

It is intended that the Emergency Services provided under this Agreement shall be made available to the individuals residing at the property described in the Preamble above (the "Property") or invitees of said residents (collectively, "Service Recipients") in conjunction with the above-referenced Property irrespective of whether the Property is owner-occupied or leased. While the Applicant shall be responsible for all fees assessed under this Agreement, AGENCY also reserves the right to invoice any actual Service Recipient for the services provided under this Agreement, according to the fee schedule adopted by AGENCY, as amended from time to time. Said billing shall be in addition to the service fee charged under this Agreement.

In providing services under this Agreement, AGENCY reserves the right to involve such other jurisdictions and EMS or suppression service providers as it deems necessary, consistent with its then current protocol. No assurances are made as to

whether, or to what extent, any such third party providers will respond. Applicant and Service Recipients may be responsible for any additional charges assessed by such other service providers.

Applicant herein acknowledges that AGENCY alone will determine its response to any given incident and that AGENCY alone will determine the number of units and personnel responding to such incident. Applicant further acknowledges that such response is subject to, among others and without limitation, any unforeseen circumstance, a major fire, other accidents, conflicting concurrent calls, reduction in force, road closure, poor road conditions, acts of God, or other situations in which there is a shortage of manpower or equipment. Applicant understands that the response time will likely be extended beyond that which might be regularly expected elsewhere within the jurisdictional boundaries of AGENCY by reason of the distance to and isolation of the Applicant's Property, the limited manpower available, access limitations, road conditions, and the other calls within AGENCY that may take priority, and Applicant hereby consents to the same. In addition, Applicant acknowledges and agrees that AGENCY's response and effectiveness may be limited by a lack of adequate water supply.

Applicant acknowledges and agrees that AGENCY may, in its sole discretion, give priority to other emergency calls either within AGENCY's jurisdictional boundaries or outside AGENCY boundaries, potentially causing a delay in response time. Further, Applicant acknowledges and agrees that AGENCY may, in conjunction with any call to the Property, respond with insufficient equipment or manpower on occasion, either by reason of limited manpower, equipment availability, resource allocation, or by reason of the limited information having been made available to AGENCY in conjunction with the determination of the appropriate response.

Applicant hereby acknowledges that no assurances are given or warranties made as to the response time or service level that will be offered, and agrees to hold the AGENCY harmless from and indemnify AGENCY for any and all damages which might be incurred by Applicant, Service Recipient, to Applicant's Property or to any third party's property or person, including that of any Service Recipient, by reason of extended response times, reduced equipment or manpower response, the decision to involve other service providers, failure to involve other jurisdictions or service providers, AGENCY's decision to allocate resources elsewhere either inside or outside of AGENCY's jurisdictional boundaries, the allocation of manpower or equipment, or other operational decisions which might result in delay or additional loss of life or property.

Further, Applicant acknowledges and agrees that AGENCY shall not be liable for the negligent act or omission of any third party service provider. Applicant also agrees that AGENCY is under no obligation to transport any Service Recipient. Applicant acknowledges that AGENCY does not hold a Certificate of Necessity and does NOT provide ambulance or non-emergency transport services, and that transport services are typically provided through a third party. Applicant, Service Recipient, or both, shall be solely responsible for any and all expenses associated with any transport services utilized by either.

4) Response Time. AGENCY shall make reasonable efforts to respond to Applicant's emergency calls in a manner consistent with then-current agency protocol, subject to the terms and conditions set forth in this Agreement. Applicant hereby acknowledges that response times are subject to variations due to existing weather conditions, road conditions, travel distance, traffic conditions, property identification, conflicting responses, equipment and manpower availability or allocation, and access to Applicant's Property. Applicant acknowledges that because of the substantial distance involved, the minimum response time likely to be experienced by Applicant may exceed that of other recipients within the jurisdictional boundaries of AGENCY, and that no assurances are given by the AGENCY as to what ISO rating might apply to the Applicant's Property.

5) Routing Information. Applicant agrees that it shall provide AGENCY with current routing information to Applicant's Property in a form acceptable to AGENCY Fire Chief, and will endeavor to inform all occupants of subject Property of the proper procedures to follow in case of fire.

6) Access. Applicant hereby specifically acknowledges that standard access roads sufficient to allow AGENCY fire equipment to reach the scenes of emergency calls are a significant factor in AGENCY's ability to respond to emergency calls within a reasonable and expeditious time. If access roadways are not maintained by other public service agencies, the responsibility of providing and maintaining adequate access rests solely with Applicant. Applicant hereby agrees to hold AGENCY harmless from and to fully indemnify AGENCY for any liability or damages arising from any delay which might occur by reason of limited, inadequate or poorly maintained access, inadequate address or access description, or failure of Applicant or the Property to comply with applicable fire codes, building codes, zoning codes or recommendations or requirements made by any agency or AGENCY.

Applicant hereby grants to AGENCY the right of ingress and egress and to enter upon Applicant's Property for purposes of conducting inspections to determine accessibility, and to observe any other matters which may affect AGENCY's ability to provide services under this Agreement. Nothing herein shall be construed as requiring AGENCY to make any such inspection, or to require that AGENCY report to the Property owner in regard to any accessibility issues.

7) Compensation; Calculation; Payment. As consideration for AGENCY's provision of Emergency Services under this Agreement, Applicant shall pay to AGENCY a sum (the "Service Fee") equal to the amount which would be paid if the Applicant's Property was located in and taxable by the respective fire district (either the Central Yavapai Fire District or the Chino Valley Fire District) which would otherwise contract to provide such services to Applicant at that fire district's then current tax rate, any applicable bond debt servicing rates, plus an administrative fee equal to \$50.00 as modified from time to time. The Service Fee shall be owed to AGENCY by Applicant even if there is no current county tax assessed on the Property: by reason of the fact that the property is considered to be non-taxable; because no net assessed value has

been established; or for any other reason. In that event, for the purpose of calculating the Service Fee to be paid by the Applicant, 10% of the full cash value as indicated by the county assessor's office may be used as the assessed value, or if the full cash value is not available, the value of the property shall be established by way of appraisal conducted by a duly-licensed real estate appraiser provided by and solely at the cost of Applicant.

If the property is appraised, the assessed value will be 10% of the appraisal. The then current fire district tax rate shall be applied to said property value, plus any then-applicable bond debt service rates and an administrative fee equal to \$50.00. If for some reason the current assessed value information is unavailable, then the Service Fee under this contract, as renewed, will be equal to the Service Fee charged for the immediately preceding service year, plus 10%, until such time as the current property value information becomes available, at which time the fee for the then-current year shall be recalculated and an adjustment to the Service Fee made.

Payment shall be due when this Agreement is signed; alternatively, payment arrangements may be approved in the sole discretion of AGENCY for quarterly payments with the first payment being due and payable simultaneous with the execution of this Agreement and thereafter on the first day of each subsequent quarter. Any payment not received within 30 days of the due date will be considered in default and may result in the termination of this Agreement. For the initial term of the Agreement, the parties agree that the fee shall be \$«F17», but that such fee may be prorated (based on 12 months).

In the event of termination of this Agreement due to non-payment by Applicant of the agreed Service Fee within 30 days of due date, Applicant must reapply for Emergency Services pursuant to a new Agreement. In such event, the only option for payment under such new Agreement shall be for payment of all monies due in full at the time of execution of the new Agreement; other payment arrangements will only be considered upon renewal of the Agreement after completion of the initial term of the new Agreement.

The Service Fee paid to AGENCY by Applicant pursuant to this Agreement shall be considered earned by AGENCY when paid, and shall not be conditioned upon or modified by reason of the number of responses made by AGENCY to the Applicant's property during the term of this Agreement. While Applicant shall be responsible for all Service Fees assessed under this Agreement, AGENCY also reserves the right to invoice any actual Service Recipients for the services provided under this Agreement according to the then-current fee schedule adopted by AGENCY, as amended from time to time. Said invoice shall be in addition to any Service Fee due under the terms of this Agreement.

8) Insurance. Applicant shall provide AGENCY with a current certificate of liability and hazard insurance, together with the name and address of insurance agent, name of insurance company providing coverage, and insurance policy number.

9) Waiver and Disclaimer of Liability. Applicant agrees that AGENCY shall not be liable for any consequential damages to Applicant or any Service Recipient, including but not limited to any lost income or profits suffered by Applicant or any Service Recipient. In consideration of AGENCY's agreement to provide services under the terms of this Agreement, Applicant agrees to hold AGENCY harmless and hereby releases AGENCY from and indemnifies AGENCY for any and all claims, demands, liability and causes of action that may arise as a result of AGENCY providing the services described herein. Applicant specifically agrees to hold AGENCY harmless from, in addition to the foregoing, any claims, demands, liability or causes of action which might arise out of AGENCY's inability to provide, or any delay or limits in providing services, due in whole or in part to the conditions spelled out in Sections 3, 4, 5, and 6 of this Agreement.

10) No Third-Party Beneficiaries. This Agreement will be for the benefit of the parties named herein only and shall not be construed as having been entered into for the benefit of any third party.

11) No Warranties. Nothing herein shall be construed as a warranty by AGENCY against damages, whether to real property or personal property, which may result by way of fire, injury to a person, by accident or any other emergency occurring on Applicant's Property.

12) Limitation of Damages. In the event of breach or non-performance by AGENCY, Applicant's sole remedy shall be limited to the termination of this Agreement and refund of any unearned fees for that current contract year, the parties hereto having agreed that said fees are a reasonable amount of damages. This limitation of damages shall bind, without limitation, Service Recipients, family members, legal representatives, assigns and successors in interest of the Applicant. The waiver, hold harmless and indemnification provisions of this Agreement are for the benefit of AGENCY and shall survive the termination of this Agreement.

13) Termination. Either party may terminate this Agreement by thirty (30) days' written notice of termination delivered to the other party at these addresses:

For AGENCY:

Central Arizona Fire and Medical Authority
8603 E. Eastridge Drive
Prescott Valley, AZ 86314

For Applicant:

In the event of termination of this Agreement after the Applicant has paid the required payment due for that term, AGENCY shall return funds to the Applicant prorated on a per day basis for the period after the date of termination.

In the event Applicant sells the subject property or otherwise disposes of the same, this Agreement will terminate immediately upon notification from the Applicant of same; provided, however, that the indemnification requirements imposed on Applicant under this Agreement for incidents occurring during the term of this Agreement shall survive the termination hereof. Nothing herein shall prevent AGENCY from negotiating a new emergency services Agreement with the new owner of the subject property.

14) Cancellation Due to Conflict. AGENCY may cancel this Agreement pursuant to the mandates of A.R.S. §38-511.

15) Severability. If any provision of this Agreement shall be held to be unconstitutional, invalid, or unenforceable, it shall be deemed severable; however, the remainder of the Agreement shall not be affected and shall remain in full force and effect.

16) Fire Code Compliance. Applicant hereby specifically acknowledges that all operations and activities, as well as new construction, and remodel of structures when applicable, will be in compliance with AGENCY's adopted Fire Code.

The undersigned warrants to AGENCY that the Applicant has the power to enter into this Agreement and that all necessary acts have been taken to enter into this Agreement.

APPLICANT

By _____
Date

CENTRAL ARIZONA FIRE & MEDICAL
AUTHORITY

Board Chair Date

ATTEST:

By _____
Date

Board Clerk Date