

AGENDA

**Central Arizona Fire and Medical Authority
Chino Valley Fire District Board of Directors
CV Regular Meeting
Monday, September 26, 2022, 4:00 pm - 5:00 pm
Central Arizona Fire and Medical Authority, Administration, 8603 E. Eastridge Drive,
Prescott Valley**

NOTICE OF MEETING

Pursuant to A.R.S. § 38-431.02, notice is hereby given to the members of the Chino Valley Fire District Board of Directors and the general public that the **Chino Valley Fire District** will hold a meeting open to the public on **Monday, September 26, 2022 at 4:00 p.m.** The meeting will be held at the **Central Arizona Fire and Medical Authority, Administration, 8603 E. Eastridge Drive, Prescott Valley, Arizona.** The Board may vote to go into Executive Session on any agenda item, pursuant to A.R.S. §38-431.03(A)(3) for discussion and consultation for legal advice with the District's Attorney on matters as set forth in the agenda item. The following topics and any variables thereto, will be subject to Board consideration, discussion, approval, or other action. All items are set for possible action. Members may attend in person or via remote methods of communication.

1. CALL TO ORDER / ROLL CALL OF BOARD MEMBERS
2. PLEDGE OF ALLEGIANCE
3. CALL TO THE PUBLIC

In accordance with A.R.S. §38-431.01(H) and as a matter of policy, the Chino Valley Fire District Board has decided to allow public comments as time permits. Therefore, those wishing to address the Board regarding an issue within the jurisdiction of this public body may do so in an orderly manner that includes completing a Call to the Public Form and submitting it to staff for the record. If a written statement is being read, please provide a copy to ensure it is entered into the record accurately. Individuals will be limited to speak for three (3) minutes and Call to the Public shall not exceed 15 minutes per meeting.

4. CONSENT AGENDA

All matters listed under consent agenda are considered to be routine by the Chino Valley Fire District Board and will be enacted by one motion. There will be no separate discussion on these items. Any item may be removed by a Board member and will be considered separately for motion, discussion and action.

- A. Approve Joint Special Budget Meeting Minutes - May 23, 2022
- B. Approve Joint Special Budget Meeting Minutes - May 26, 2022
- C. Approve Regular Meeting Minutes - June 27, 2022
- D. Approve Special Meeting Minutes - July 25, 2022
- E. Approve Special Executive Session Minutes - July 25, 2022
- F. Approve Special Meeting Minutes - August 8, 2022
- G. Approve June 2022 General Fund and Bond Debt Service Financials

H. Approve July 2022 General Fund and Bond Debt Service Financials

I. Approve August 2022 General Fund and Bond Debt Service Financials

J. Approve Annexation and Resolution 2022-10, Ohm, 25050 N. Big Springs Ranch Rd.,
Parcel 303-05-134L

5. ADJOURNMENT

Disabled persons needing reasonable accommodations should call 928-772-7711 prior to the
scheduled meeting.

MINUTES

**Central Arizona Fire and Medical Authority
Central Yavapai / Chino Valley / Central Arizona Fire and Medical
Joint Special Budget Meeting
Monday, May 23, 2022, 4:30 pm - 5:30 pm
Central Fire and Medical Authority, Administration, 8603 E. Eastridge Drive, Prescott
Valley**

In-Person Attendance

Cyndy Dicus; Cynthia Gentle; Dane Beck; Darlene Packard; Dave Tharp;
Kathy Goodman; Matt Zurcher; Pete Gordon; Rick Anderson; Scott A Freitag;
Susanne Dixon

Remote Attendance

Dave Dobbs; Nicolas Cornelius

Not In Attendance

Lorette Brashear; Owen Mills

NOTICE OF MEETING

1. CALL TO ORDER / ROLL CALL OF BOARD MEMBERS - CHINO VALLEY FIRE DISTRICT

Chair Zurcher called the Chino Valley Fire District meeting to order at 4:31 p.m.

2. CALL TO ORDER / ROLL CALL OF BOARD MEMBERS - CENTRAL YAVAPAI FIRE DISTRICT

Chair Zurcher called the Central Yavapai Fire District meeting to order at 4:31 p.m.

3. CALL TO ORDER / ROLL CALL OF BOARD MEMBERS - CENTRAL ARIZONA FIRE AND MEDICAL AUTHORITY

Chair Zurcher called the Central Arizona Fire and Medical Authority meeting to order at 4:31 p.m.

4. PLEDGE OF ALLEGIANCE

Chair Zurcher led the Pledge of Allegiance.

5. CALL TO THE PUBLIC

There were no public comments.

6. NEW BUSINESS

- A. Discussion and Possible Action Regarding Letter to the Yavapai County Board of Supervisors Requesting Reimbursement for COVID-19-Related Expenditures

Director Gentle recused herself from this item.

Chief Freitag reported that the Agency has been working with other Yavapai County fire districts regarding COVID-19 reimbursement. Maricopa County

provided a level of reimbursement for their fire districts, but Yavapai County has not. The Board of Supervisors is aware that the Agency is pursuing reimbursement, but he believes they have chosen not to act because they are waiting to see if the State provides funds.

He reported that Sedona Fire District sent a reimbursement request letter to the County, and he requested that the Boards consider sending a joint letter as well. He advised that were CAFMA to send a letter, it should be consistent with Sedona Fire's messaging.

Administration Manager Dixon stated that a draft letter will be provided to the Board.

Chair Zurcher stated that he has no objection to sending the letter. Chair Dicus agreed.

Chief Freitag added that if the State provides reimbursement, then the County will not, and vice-versa.

On behalf of all Board members, Chair Zurcher directed Staff to move forward with sending the letter to the Yavapai County Board of Supervisors.

B. Discussion and Possible Approval of Tentative Fiscal Year 2022-2023 Budget

Chief Tharp explained the differences between the two budgets before the Board. He added that he has run additional scenarios, including one where the tax rate would decrease for Central Yavapai Fire District, but increase significantly for Chino Valley Fire District. A 4-cent increase for Chino Valley would amount to an almost 5-cent increase for Central Yavapai. He reminded the Board that this increase will be on top of the Bond Debt Tax Rate, and once approved, the budget can be decreased, but not increased.

Chief Freitag shared information relating to the state budgeting that may offset workers' compensation increases, including that the Agency will not find out until after June 1, 2022.

Chief Tharp reminded the Board that certain budgeted items may not come to fruition; for example, grant funding to hire new employees, and items relating to the Agency's Certificate of Necessity (CON) application. If the Agency receives funding from the State, the Board will have the ability to direct Staff to reassign or restructure the budget.

Chief Freitag clarified that the CON budget line item has a revenue and expense, so the CON itself will not affect the tax rate.

Clerk Packard inquired if there was a Cost of Living Adjustment (COLA) included; Chief Tharp replied that yes, draft #1 includes a 2% COLA, draft #2 includes a 3% COLA. Clerk Packard then asked which draft Staff is recommending. Chief Freitag responded that he is not comfortable with raising the tax rate by almost 6-cents as the Agency is going to have to raise the tax rate again next year in order to hire Operations personnel. CAFMA will need another

24-hour engine in operation due to increased call volume.

Chair Dicus indicated that since Chino Valley Fire District has been maxed out for years, she does not feel it is a good idea to max the rate out again this year. Chief Freitag provided information regarding the Fire District cap and how that will play out over the next two years.

Director Gordon asked for clarification regarding splitting the cost of the COLA. Chief Freitag stated that the Agency has been conservative with the tax rate for many years, but the Districts must raise the tax rate this year. He encouraged the Board to also consider cost of living, housing difficulties, recruitment, and retention. He added that the Agency must pay a wage so that people can afford to live locally, and cited current efforts to recruit a Human Resources Manager as an example.

Chair Zurcher inquired as to whether or not the COLA would also affect future new hires, or if it would be a one-time COLA. Chief Freitag responded that it is a wage scale adjustment, and that new employees would enter under the COLA. He also voiced the disadvantages of wage freezes.

Director Gordon stated that he would be interested in seeing the details of a compromise to split the 3% COLA between both Boards. He asserted that the Agency does not have a retention issue right now, but he does not want to get to that point, and that he would like to see employees taken care of first. He would like the Boards to consider the 4.89-cent increase. Chief Freitag noted that the 4.89 is well below the rate at which Chino Valley Fire District would max out.

Chair Zurcher expressed concern that increasing too much, too quickly, could be troubling to taxpayers. He recommended a slow increase and a commitment to explaining the reasoning behind it to taxpayers in order to maintain public support.

Director Dobbs expressed that he wants to take care of employees; he is comfortable with an increase, though he would like to be fiscally responsible and not max out Chino Valley Fire District's tax rate again. He inquired as to whether the 4.89-cent increase from both Districts gets the Agency to the 3% COLA. Chief Sharp responded that it will cover the 3% COLA and additional increases. He conveyed that no one can predict the future, but there are some indicators that the FED may increase interest rates and inflation may be an issue. He echoed Chief Freitag's earlier statement that the Agency will have to raise the tax rate a significant amount next year.

Chair Zurcher inquired as to how much will go into Capital Reserve for both draft #1 and the split version. Chief Sharp answered that the only change is that it will go from \$100,000 to about \$112,000 for both.

Chief Freitag reported that Staff recently attended a lecture by a economist, who stated that they are expecting to see a recession next year, though no one can predict how deep it will go. He added that workers' compensation rates are increasing; the Agency currently has two PTSD claims which, if approved, with other pending claims, would lead to another significant increase in workers'

compensation next year.

Director Beck asked Staff to expand upon the reasons behind increased workers' compensation costs. Chief Freitag responded that increases are due to presumptive cancer, cardiac, and behavioral health costs. Chief Tharp further explained workers' compensation costs, including that premiums are not currently able to cover all claims.

Chair Dicus asked if 7710 is the only other company offering workers' compensation; Chief Tharp answered that the only options for Fire Districts are Securis, which the Agency uses, 7710, and a high risk pool, which is governed by the State and is seeing even higher rates.

Director Beck thanked Staff for working so hard on the Securis workers' compensation pool last year.

Director Anderson inquired as to how the Agency is planning to hire new entry-level fire personnel when the pay cannot support cost of living in the area. Chief Freitag replied that it will be a potential challenge, but being able to pay in the 75th percentile will help. He also articulated that Fire Districts did not receive COVID-19 relief funds, which would have helped the present situation.

At the request of Chair Zurcher, Ben Roché, IAFF Local 3066 President, provided a presentation regarding the CAFMA Tax Levy Poll. The presentation is attached.

Chair Zurcher thanked President Roché and the Union for the presentation.

Chief Freitag reiterated that the tentative budget can be decreased at a later time, but not increased.

Chair Zurcher stated that if the Chino Valley Board would like the 4.89-cent split budget, then he would approve.

From the Chino Valley Fire District Board, Chair Dicus, Clerk Dobbs, and Director Gentle all spoke in favor of the 4.89-cent split budget.

Director Anderson confirmed that the 4.89-cent split includes the 3% COLA. Chair Zurcher communicated fire district budgeting difficulties due to net assessed valuation changes and lack of COVID relief money.

All Central Yavapai Board members indicated that they are in favor of the 4.89-cent split budget.

For the Chino Valley Fire District Board, Director Gentle made a motion to approve the tentative Fiscal Year 2022-2023 budget in an amount not to exceed \$5,625,899, splitting the tax rate increase evenly. Clerk Dobbs seconded.

The motion passed unanimously.

For the Central Yavapai Fire District Board, Clerk Packard made a motion to approve the tentative Fiscal Year 2022-2023 budget in an amount not to exceed

\$23,342,599, splitting the tax rate increase evenly. Director Gordon seconded.

The motion passed unanimously.

For the Central Arizona Fire and Medical Authority Board, Clerk Packard made a motion to approve the tentative Fiscal Year 2022-2023 budget in an amount not to exceed \$35,294,331. Director Anderson seconded.

The motion passed unanimously.

7. ADJOURNMENT

Motion to adjourn at 5:34 p.m.

Move: Rick Anderson Second: Darlene Packard Status: Passed

Yes: Dave Dobbs, Darlene Packard, Cyndy Dicus, Matt Zurcher, Dane Beck, Cynthia Gentle, Pete Gordon, Rick Anderson

DRAFT

CAFMA TAX LEVY POLL

Likely 2022 General Election Voters

May 16-19, 2022

Sample Size 6,000+

(N=146)

by

Coleman Dahm Layeux



Polling

- Base Line Questions
- Pre-Test
- Educated Pre-Test
- Support Statements
- Oppose Statement
- Post Test



Goal

- Identify the voter tolerance for property tax levy increase in the Prescott Valley & Dewey/Humboldt areas.



Demographics

Prescott Valley & Dewey-Humboldt

Sample Size 6,000+
(N=146)

- 52% Republican
 - 14% Democrat
 - 34% Independent/Other
-
- 43% Male
 - 57% Female



Pre-Test Question

- The Central Arizona Fire and Medical Authority is in crisis. 911 call volumes have spiked. The costs for COVID-19, utilities, fuel and staffing have increased dramatically. The fire district is facing a budget shortfall. CAFMA is funded by property taxes, with annual increases capped by law. The district is considering whether to make budgetary cuts resulting in reduced services or to increase the property tax levy. The increase needed to keep the current level of service would cost the owner of a home with a \$400,000 market value about \$9.45 a year.



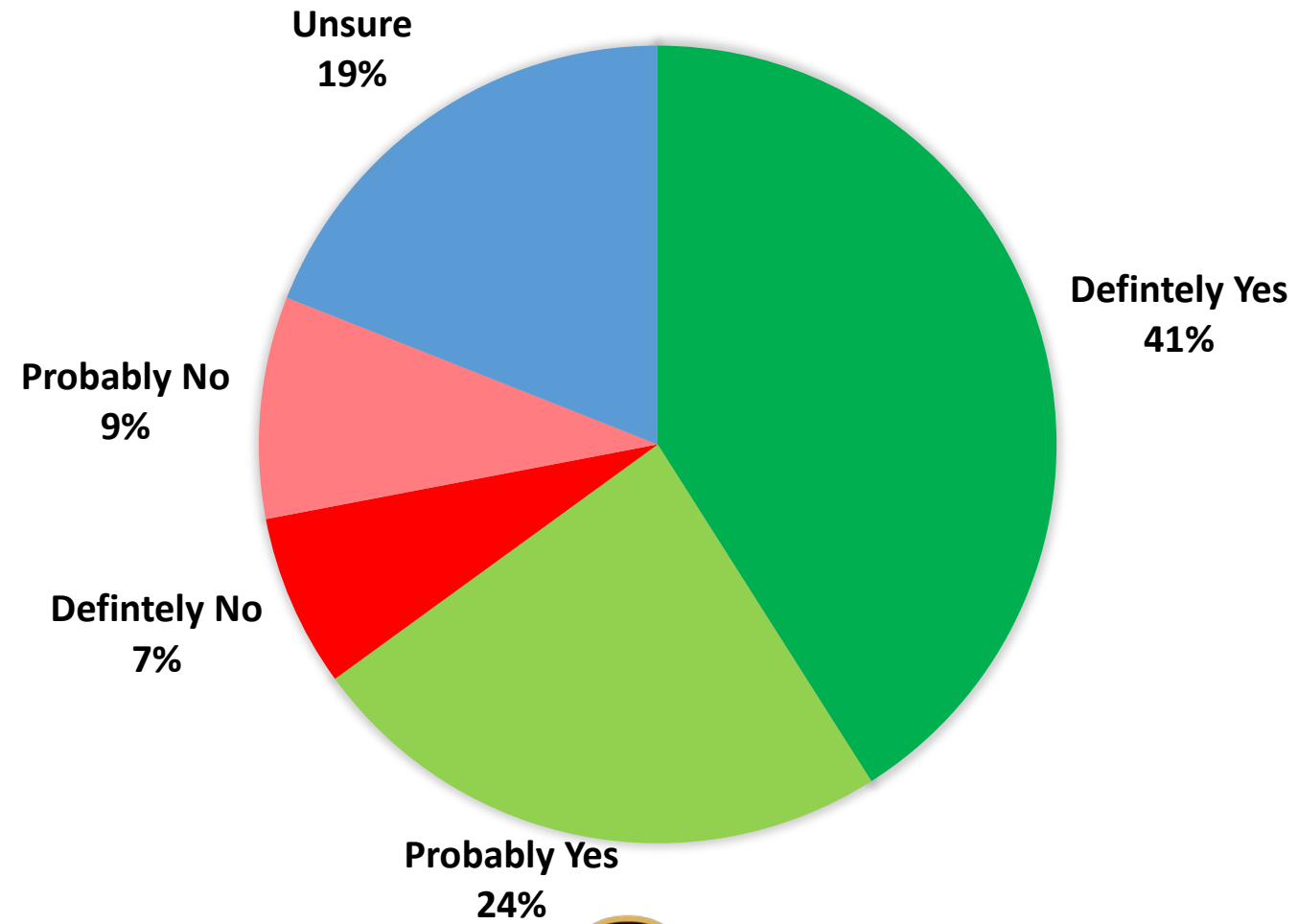
Pre-Test Responses

41% - Definitely vote for
24% - Probably vote for
7% - Probably vote against
9% - Definitely vote against
19% - Unsure

- GOP: 57% Yes Vote
- DEM: 80% Yes Vote
- IND: 72% Yes Vote

65% Yes Vote
16% No Vote
19% Unsure





Educated Test

- Now, I am going to read to you some possible options for property tax rates. I would like you to tell me if they make you more or less likely to support the policy.



Option 1 Question

- One option would be to increase limited assessed home values by 3 cents per \$100 while cutting CAFMA's budget and reducing 911 services. For a homeowner whose home has a market value of \$400,000, this option would cost less than \$5 a year:

Does knowing this make you more or less likely to support the 3 cent tax increase option?



Option 1 Responses

21% - More Likely to Support

19% - No Effect

35% - Less Likely to Support

25% - Unsure

- GOP: 21% More Likely vs 35% Less Likely
- Dem: 33% More Likely vs 36% Less Likely
- IND: 18% More Likely vs 24% Less Likely

35% Less Likely to Support than the 6-cent increase



Option 2 Question

- The second option would be property tax increase of about 6 cents per \$100 of a home's limited assessed value. This would allow CAFMA to keep the same level of 911 services and to pay firefighters and paramedics competitively with other departments.

This option would cost the owner of a home with a \$400,000 market value about \$9.45 a year.

Does knowing this make you more or less likely to support the policy?



Option 2 Responses

46% - More Likely to Support

15% - No Effect

14% - Less Likely to Support

25% - Unsure

- GOP: 40% More Likely vs 20% Less Likely
- Dem: 64% More Likely vs 14% Less Likely
- IND: 47% More Likely vs 8% Less Likely

46% More Likely
to Support



Option 3 Question

- The third option would be a property tax increase of about 10 cents per \$100 of a home's limited assessed value. This increase would allow CAFMA to expand 911 services, offer better compensation to firefighters and paramedics, and build capital reserves for future growth of stations and infrastructure.

This increase would cost the owner of a home with a \$400,000 market value about \$17 a year.

Does knowing this make you more or less likely to support the policy?



Option 3 Responses

38% - More Likely to Support

15% - No Effect

20% - Less Likely to Support

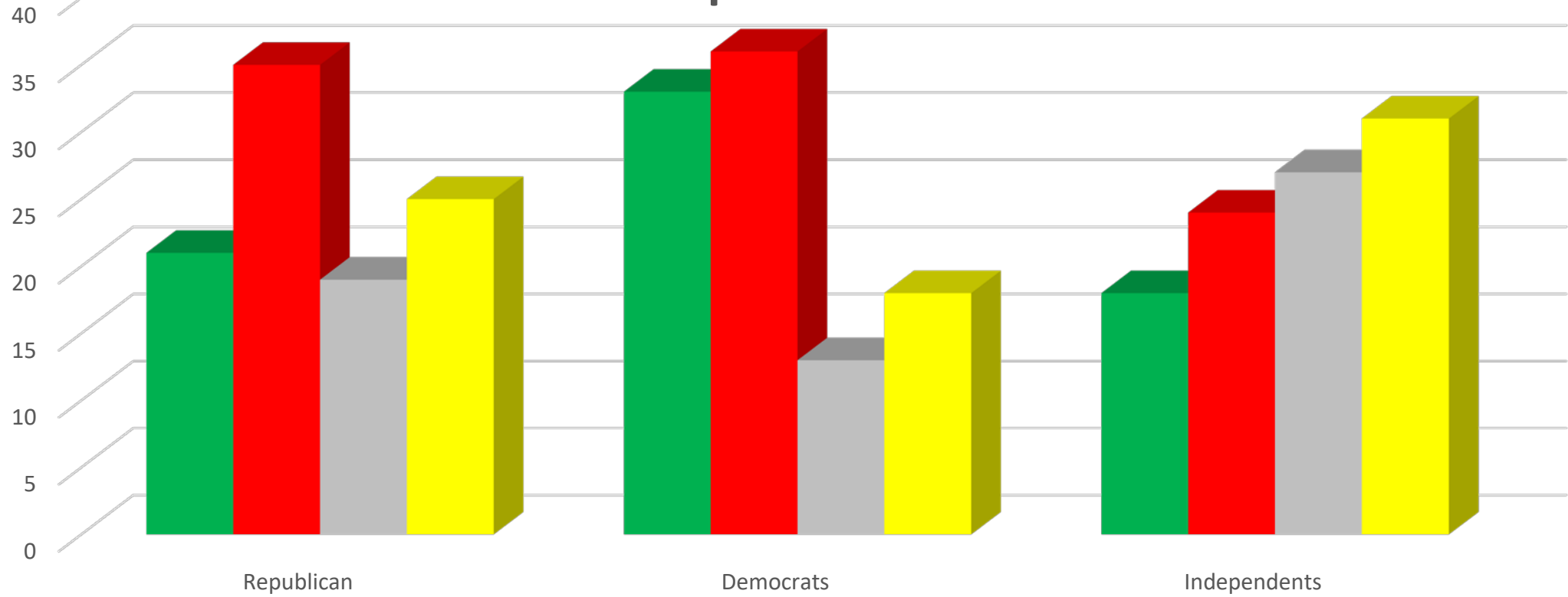
27% - Unsure

- GOP: 28% More Likely vs 23% Less Likely
- Dem: 50% More Likely vs 14% Less Likely
- IND: 47% More Likely vs 17% Less Likely

38% More Likely to Support than the 3-cent or 6-cent increase



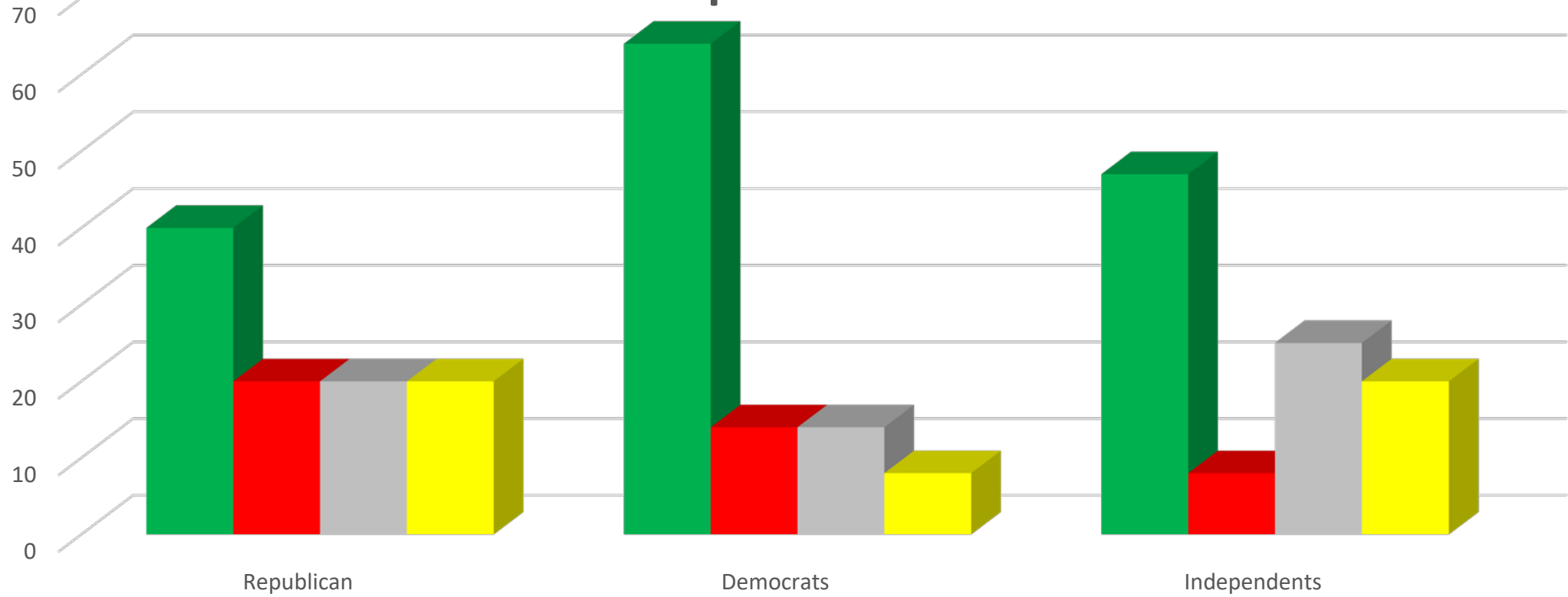
Option 1



More Likely Less Likely No Effect Unsure



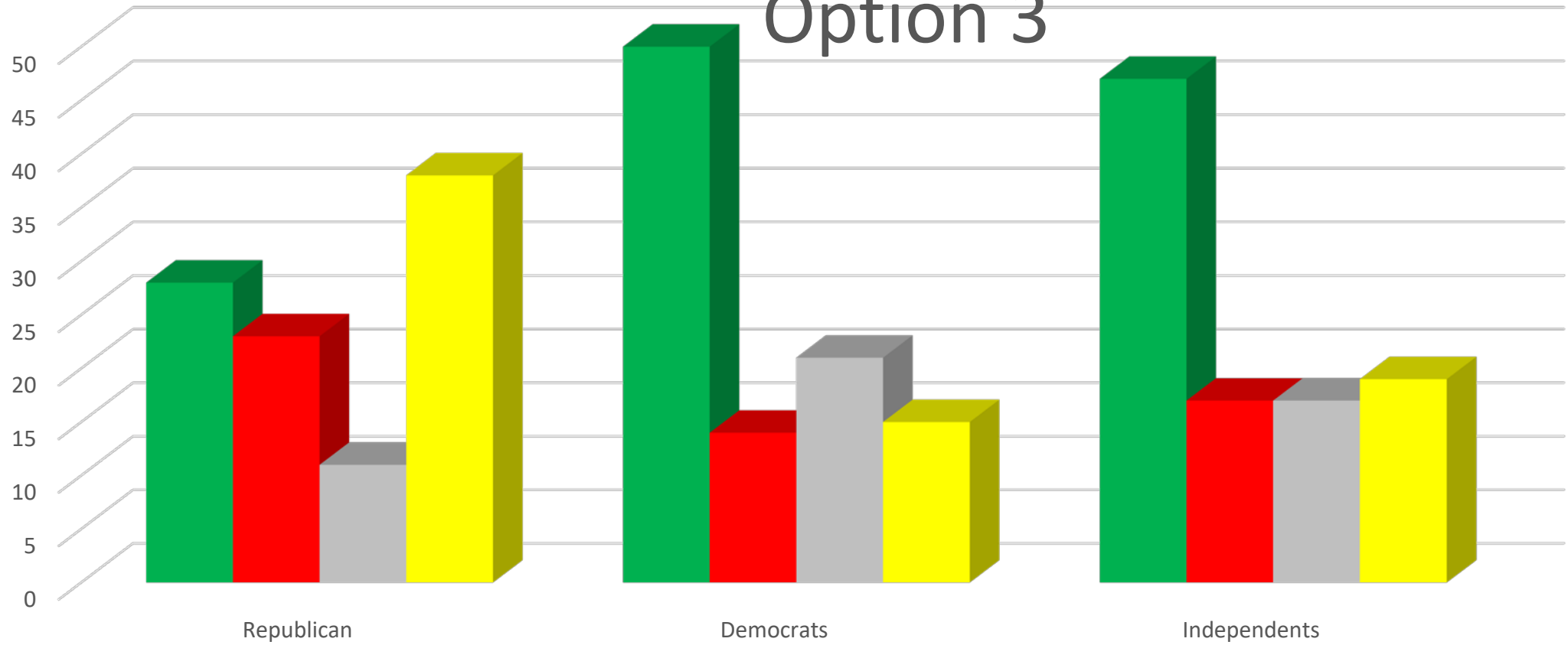
Option 2



More Likely Less Likely No Effect Unsure



Option 3



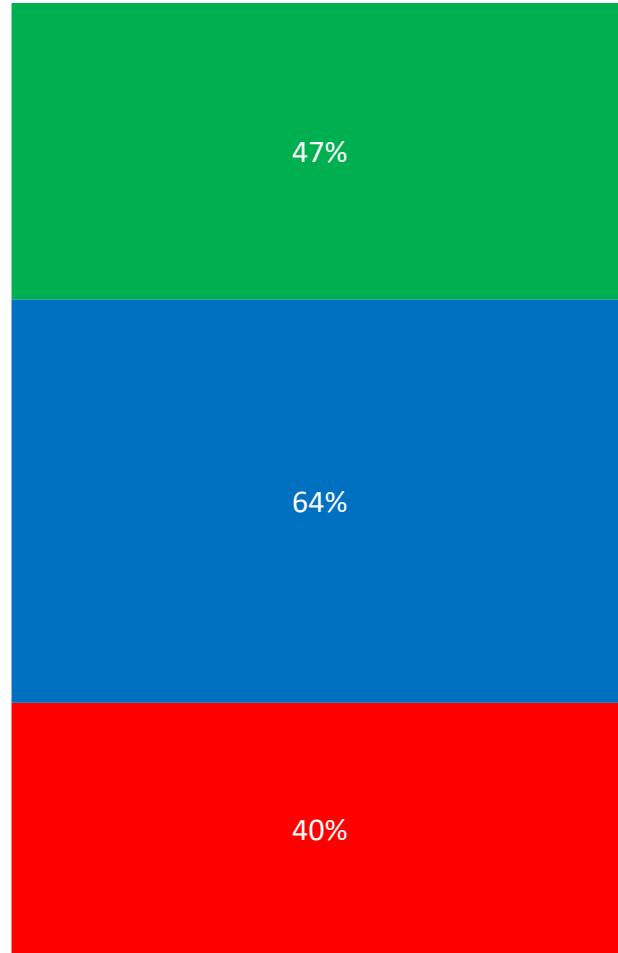
More Likely Less Likely No Effect Unsure



LEVY INCREASE COMPARISON

■ GOP ■ DEM ■ IND

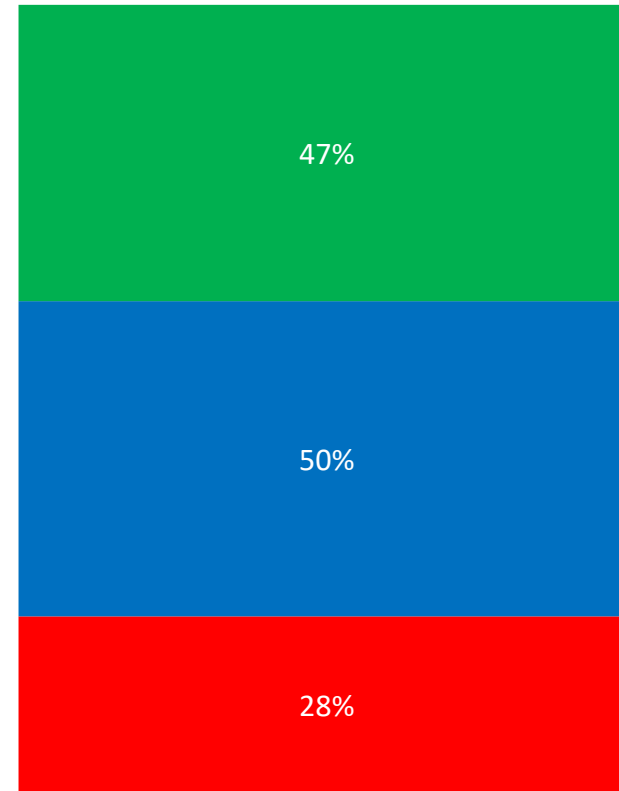
46% More Likely Support



6-Cent Increase

VS

38% More Likely Support



10-Cent Increase



How to utilize this data

- Educated Decision Making for CAFMA
- Public Education
- Support Language



Statement

“Cutting CAFMA’s budget and reducing 911 services”

=

Less Support



Statement

“This would allow CAFMA to keep the same level of 911 services and to pay firefighters and paramedics competitively with other departments.”

=

More Support for 6-cent tax increase



Statement

“This increase would allow CAFMA to expand 911 services, offer better compensation to firefighters and paramedics, and build capital reserves for future growth of stations and infrastructure.”

=

More Support for larger tax increase





MINUTES

**Central Arizona Fire and Medical Authority
Central Yavapai / Chino Valley
Joint Special Budget Meeting
Thursday, May 26, 2022, 8:30 am - 9:00 am
Central Arizona Fire and Medical Authority, Administration, 8603 E. Eastridge Drive,
Prescott Valley**

In-Person Attendance

Cyndy Dicus; Darlene Packard; Dave Tharp; Kathy Goodman; Susanne
Dixson

Remote Attendance

Cynthia Gentle; Dane Beck; Lorette Brashear; Matt Zurcher; Pete Gordon;
Scott A Freitag

Not In Attendance

Dave Dobbs; Nicolas Cornelius; Rick Anderson

NOTICE OF MEETING

1. CALL TO ORDER / ROLL CALL OF BOARD MEMBERS - CHINO VALLEY FIRE DISTRICT

Chair Dicus called the Chino Valley Fire District meeting to order at 8:30 a.m.

2. CALL TO ORDER / ROLL CALL OF BOARD MEMBERS - CENTRAL YAVAPAI FIRE DISTRICT

Chair Zurcher called the Central Yavapai Fire District meeting to order at 8:30 a.m.

3. OLD BUSINESS

- A. Chino Valley Fire District Restatement of Total Tentative Budget Amount Not to Exceed \$5,640,024

Chief Tharp explained that at the previous meeting he provided the budget amount for funding CAFMA, rather than the full budget amount that includes what each District holds for legal and Board expenses. He added that the Agency is going to be able to keep the tax rate increase below 4-cents.

Motion to approve the tentative Fiscal Year 2022-2023 budget in an amount not to exceed \$5,640,024.

Move: Cynthia Gentle Second: Lorette Brashear Status: Passed

Yes: Cyndy Dicus, Cynthia Gentle, Lorette Brashear

- B. Central Yavapai Fire District Restatement of Total Tentative Budget Amount Not to Exceed \$23,419,149

Motion to approve the tentative Fiscal Year 2022-2023 budget in an amount not to exceed \$23,419,149.

Move: Matt Zurcher Second: Dane Beck Status:

Yes: Darlene Packard, Matt Zurcher, Dane Beck, Pete Gordon

4. ADJOURNMENT

Motion to adjourn at 8:34 a.m.

Move: Darlene Packard Second: Lorette Brashear Status: Passed

Yes: Darlene Packard, Cyndy Dicus, Matt Zurcher, Dane Beck, Cynthia Gentle, Pete Gordon, Lorette Brashear

DRAFT

MINUTES

**Central Arizona Fire and Medical Authority
Chino Valley Fire District Board of Directors
CV Regular Meeting**

Monday, June 27, 2022, 4:00 pm - 4:30 pm

**Central Arizona Fire and Medical Authority, Administration, 8603 E. Eastridge Drive,
Prescott Valley**

In-Person Attendance

Cyndy Dicus; Cynthia Gentle; Dave Dobbs; Dave Tharp; Kathy Goodman;
Scott A Freitag; Susanne Dixon

Remote Attendance

Nicolas Cornelius

Not In Attendance

Lorette Brashear

NOTICE OF MEETING

1. CALL TO ORDER / ROLL CALL OF BOARD MEMBERS

Chair Dicus called the meeting to order at 4:00 p.m.

2. PLEDGE OF ALLEGIANCE

Chair Dicus led the Pledge of Allegiance.

3. CALL TO THE PUBLIC

There were no public comments.

4. CONSENT AGENDA

A. Approve Regular Session Minutes - May 23, 2022

B. Approve General Fund Financial Statements

C. Approve Bond Debt Service Financials

D. Approve Annexation and Resolution 2022-09, Del Grosso, 25970 N. Emery Drive,
Parcel 305-02-382

Motion to approve the Consent Agenda.

Move: Dave Dobbs Second: Cynthia Gentle Status: Passed

Yes: Dave Dobbs, Cyndy Dicus, Cynthia Gentle

5. PUBLIC HEARING - FISCAL YEAR 2022-2023 BUDGET

Chair Dicus opened the Public Hearing at 4:02 p.m.

There were no public comments.

Chair Dicus closed the Public Hearing at 4:02 p.m.

6. NEW BUSINESS

- A. Discussion and Possible Direction to Staff Regarding Chino Valley Fire District Board Vacancy

Chief Freitag reminded the Board that a vacancy was created when Director Mills submitted his resignation. He requested the Board's direction regarding posting for the vacancy and scheduling a special meeting for candidate interviews.

Direction to Staff is to post as soon as possible with an application due date of close of business July 20, 2022. Interviews will be held on July 25th at a special meeting beginning at 4:00 p.m. at CAFMA the Administration building.

- B. Discussion and Possible Approval of Resolution 2022-06 and FY 2022-2023 Final Budget and 5-Year Projection

Chief Tharp explained that the final budget before the Board has not changed since last month's tentative budget approval. He further explained the State of Arizona is requiring all Fire Districts to use a new form for budget submissions which auto-calculates the District's 5-year projection. He reported that the new form does not correctly calculate the District's 5-year projection, and there is not a way to edit the formulas, so Staff has also included the Agency form that has been used in previous years. He also reported notifying the County Finance Division as to the difficulties.

Motion to approve the Resolution 2022-06 and Fiscal Year 2022-2023 Final Budget and 5-year projection.

Move: Cynthia Gentle Second: Dave Dobbs Status: Passed

Yes: Dave Dobbs, Cyndy Dicus, Cynthia Gentle

- C. Discussion and Possible Approval of Chino Valley Fire District Fiscal Certification for Fiscal Year Budget 2022-2023

Chief Tharp stated that Fiscal Certification is required by law, and specifies that the District is not spending more money than it is allowed to bring in, and that the District is fiscally responsible.

Motion to approve the Chino Valley Fire District Fiscal Certification for Fiscal Year Budget 2022-2023.

Move: Cynthia Gentle Second: Dave Dobbs Status: Passed

Yes: Dave Dobbs, Cyndy Dicus, Cynthia Gentle

- D. Discussion and Possible Approval of Resolution 2022-07 Assignment of Equity for FY 2023

Chief Tharp explained that this budget document assigns equity based upon the

District's contributions to CAFMA. He further explained that this covers what is reassigned back to the individual Districts when the auditor's complete their review at the end of the year. This assigns Chino Valley Fire District 19.31% for Fiscal Year 2023.

Motion to approve Resolution 2022-07 Assignment of Equity for Fiscal Year 2023.

Move: Dave Dobbs Second: Cynthia Gentle Status: Passed

Yes: Dave Dobbs, Cyndy Dicus, Cynthia Gentle

- E. Discussion and Possible Approval of Resolution 2022-08 Board Meeting Schedule and Monthly Fund Transfers

Chief Tharp explained that this allows the District to meet quarterly and gives Staff the authority to make monthly fund transfers to CAFMA, as dictated by the District budget of \$5,640,024.

Motion to approve Resolution 2022-08 Board meeting schedule and monthly fund transfers.

Move: Cynthia Gentle Second: Dave Dobbs Status: Passed

Yes: Dave Dobbs, Cyndy Dicus, Cynthia Gentle

7. ADJOURNMENT

Motion to adjourn at 4:14 p.m.

Move: Dave Dobbs Second: Cynthia Gentle Status: Passed

Yes: Dave Dobbs, Cyndy Dicus, Cynthia Gentle

MINUTES

**Central Arizona Fire and Medical Authority
Chino Valley Fire District Board of Directors
Special Meeting
Monday, July 25, 2022, 4:00 pm - 5:00 pm
Central Arizona Fire and Medical Authority, Administration, 8603 E. Eastridge Drive,
Prescott Valley**

In-Person Attendance

Cyndy Dicus; Cynthia Gentle; Dave Dobbs; Dave Tharp; Kathy Goodman;
Lorette Brashear; Scott A Freitag; Susanne Dixon

Remote Attendance

Nicolas Cornelius

NOTICE OF MEETING

1. CALL TO ORDER / ROLL CALL OF BOARD MEMBERS

Chair Dicus called the meeting to order at 4:00 p.m.

2. PLEDGE OF ALLEGIANCE

Chair Dicus led the Pledge of Allegiance.

3. CALL TO THE PUBLIC

There were no public comments.

4. NEW BUSINESS

A. Interview Board of Director Candidates

Chief Freitag inquired as to whether or not Attorney Cornelius would like to speak prior to the candidate interviews. Attorney Cornelius advised that the candidates should be given the opportunity to hold their interview in Executive Session if they wish; both candidates confirmed they are comfortable with interviews in Open Session.

Chair Dicus welcomed the candidates. The Board interviewed the candidates in alphabetic order:

**Susan Cuka
Carrie Zambrano**

Standard interview questions:

- 1. Describe your understanding of the role of the Chino Valley Fire District Board as it relates to the Central Arizona Fire and Medical Authority.**
- 2. What is your understanding of and stance regarding mergers and regional**

cooperation and/or Joint Powers Authorities?

3. Describe how your leadership and teamwork styles will benefit the Chino Valley Fire District Board.

5. VOTE TO GO INTO EXECUTIVE SESSION

Local 3066 President Ben Roché requested that he be invited into Executive Session as a Labor representative. The Board approved the request.

Motion to go into Executive Session at 4:13 p.m.

Move: Cynthia Gentle Second: Dave Dobbs Status: Passed

Yes: Dave Dobbs, Cyndy Dicus, Cynthia Gentle, Lorette Brashear

A. Legal Advice Pursuant to A.R.S. §38-431-03(A)(3) Related to Selection of New Board Member

6. NEW BUSINESS CONTINUED

A. Discussion and Possible Action Related to Selection of New Board Member

Open Session reconvened at 4:25 p.m.

Attorney Cornelius stated that neither candidate appears to have a conflict of interest or family employed by the Agency.

Motion to nominate Carrie Zambrano to the Fire Board.

Move: Dave Dobbs Second: Cynthia Gentle Status: Passed

Yes: Dave Dobbs, Cyndy Dicus, Cynthia Gentle, Lorette Brashear

B. Swear in New Board Member

Carrie Zambrano was sworn in by Chair Dicus as a member of the Chino Valley Fire District Board of Directors.

Attorney Cornelius stated that Ms. Zambrano could take her seat at the next Board meeting, and recommended Fire Board training in the meantime.

7. ADJOURNMENT

Motion to adjourn at 4:34 p.m.

Move: Dave Dobbs Second: Lorette Brashear Status: Passed

Yes: Dave Dobbs, Cyndy Dicus, Cynthia Gentle, Lorette Brashear

MINUTES

**Central Arizona Fire and Medical Authority
Chino Valley Fire District Board of Directors
CV Special Meeting
Monday, August 8, 2022, 4:00 pm - 5:00 pm
Central Arizona Fire and Medical Authority, Administration, 8603 E. Eastridge Drive,
Prescott Valley**

In-Person Attendance

Carrie Zambrano; Cyndy Dicus; Cynthia Gentle; Dave Dobbs; Dave Tharp;
Kathy Goodman; Lorette Stewart; Susanne Dixon

Remote Attendance

Nicolas Cornelius

Not In Attendance

Scott A Freitag

NOTICE OF MEETING

1. CALL TO ORDER / ROLL CALL OF BOARD MEMBERS

Chair Dicus called the meeting to order at 4:00 p.m.

2. PLEDGE OF ALLEGIANCE

Chair Dicus led the Pledge of Allegiance.

3. CALL TO THE PUBLIC

There were no public comments.

4. VOTE TO GO INTO EXECUTIVE SESSION

Executive Session was waived.

- A. Legal Advice Pursuant to A.R.S. §38-431.03(A)(3) Regarding Appointing One Board Member to the Central Arizona Fire and Medical Authority (CAFMA) Board

5. NEW BUSINESS

- A. Discussion and Possible Action to Appoint One Board Member to the Central Arizona Fire and Medical Authority (CAFMA) Board

Chief Tharp reminded the Board that Chair Dicus and Director Gentle are not eligible to serve on the CAFMA Board as they both have family members employed by the Agency. He also reminded the Board that CAFMA meets monthly, and that there are additional responsibilities such as check-signing.

Attorney Cornelius joined at 4:02 p.m.

Attorney Cornelius added that the expectation is that the appointed member would serve on the CAFMA Board until the end of their elected term, though that

is not a requirement.

Clerk Dobbs inquired as to if it is appropriate to ask questions of the two candidates. Attorney Cornelius responded in the affirmative.

Clerk Dobbs inquired of the eligible Board members as to if either has scheduling conflicts. Director Stewart and Director Zambrano both indicated that they did not have any conflicts.

Motion to appoint Director Lorette Stewart to the Central Arizona Fire and Medical Authority Board.

Move: Dave Dobbs Second: Cynthia Gentle Status: Passed

Yes: Dave Dobbs, Cyndy Dicus, Cynthia Gentle, Lorette Stewart, Carrie Zambrano

6. ADJOURNMENT

Motion to adjourn at 4:07 p.m.

Move: Cynthia Gentle Second: Lorette Stewart Status: Passed

Yes: Dave Dobbs, Cyndy Dicus, Cynthia Gentle, Lorette Stewart, Carrie Zambrano

CHINO VALLEY FIRE DISTRICT
GENERAL FUND - CHECK RECONCILIATION JUNE 2022

Reconciliation:	
Beginning Balance:	\$ 349,502.21
Deposits:	\$ 93,159.25
Transfer Out - Fire Authority:	\$ (246,496.02)
Interest Paid on Tax Roll Correct:	\$ (0.16)
Adjustment:	\$ -
Reversing Entry:	\$ -
Disbursements:	\$ -
Ending Balance:	\$ 196,165.28

Difference Between Balances: \$ -

Deposits Per Bank Statement:	
Real Estate Taxes:	\$ 76,668.44
Personal Property Taxes:	\$ 8,995.69
Fire District Assistance Tax:	\$ 6,978.14
Fire District Deposit:	\$ -
Transfer Out-Fire Authority:	\$ 246,496.02
ADOT & Fish and Game In Lieu:	\$ -
Interest Paid - Tax Roll Corrections	\$ 0.16
Adjustment:	\$ -
Interest Income:	\$ 516.98
Ending Balance:	\$ 339,655.43

Bank Statement Balance:	
Balance Per Bank:	\$ 196,165.28
Outstanding Checks:	\$ -
Outstanding Deposits:	\$ -

Ending Balance:	\$ 196,165.28
-----------------	---------------

G/L Ending Balance: \$ 196,165.28

\$ 196,165.28

Bank Reconciliation Register:	
Checks From Accounts Payable:	\$ -
Journal Entries From General Ledger:	0.16
Total Checks:	\$ 0.16

Deposits From Accounts Receivable:	\$ -
Journal Entries From General Ledger:	\$ 339,655.27

Ending Balance:	\$ 339,655.43
-----------------	---------------

Reconciliation Approved By:

Scott Freitag
Digitally signed by Scott Freitag
Date: 2022.07.18 14:46:33 -07'00'
Scott Freitag, Fire Chief

Reconciliation Reviewed By:

Dave Tharp
Digitally signed by Dave Tharp
Date: 2022.07.13 13:23:34 -07'00'
David Tharp, Assistant Chief of Administration

Reconciliation Prepared By:

Karen Mauldin
Digitally signed by Karen Mauldin
Date: 2022.07.12 17:37:04 -07'00'
Karen Mauldin, Finance Manager

CHINO VALLEY FIRE DISTRICT
General Fund Tax Collection Information

Total Levy Month	FY 16-17 Collected	FY 17-18 Collected	FY 18-19 Collected	FY 19-20 Collected	FY 20-21 Collected	FY 21-22 Collected
July	\$10,160	\$24,936	\$21,890	\$14,597	\$42,316	\$26,983
%	0.286%	0.672%	0.557%	0.348%	0.941%	0.558%
% To Date	0.2864%	0.6725%	0.5575%	0.3483%	0.9409%	0.5582%
August	\$18,803	\$10,622	\$12,226	\$10,746	\$15,526	\$11,257
%	0.530%	0.286%	0.311%	0.256%	0.345%	0.233%
% To Date	0.8164%	0.9590%	0.8688%	0.6048%	1.2862%	0.7911%
September	\$182,315	\$178,141	\$25,209	\$30,894	\$8,143	\$54,439
%	5.139%	4.804%	0.642%	0.737%	0.181%	1.126%
% To Date	5.9553%	5.7632%	1.5109%	1.3420%	1.4673%	1.9174%
October	\$834,512	\$1,503,325	\$1,610,381	\$1,807,742	\$1,780,309	\$1,962,817
%	23.523%	40.543%	41.013%	43.140%	39.587%	40.607%
% To Date	29.4779%	46.3060%	42.5240%	44.4817%	41.0540%	42.5249%
November	\$866,615	\$290,266	\$498,787	\$373,908	\$508,805	\$535,270
%	24.428%	7.828%	12.703%	8.923%	11.314%	11.074%
% To Date	53.9055%	54.1341%	55.2271%	53.4046%	52.3677%	53.5987%
December	\$227,672	\$223,661	\$236,727	\$286,760	\$399,155	\$365,096
%	6.4175%	6.0319%	6.0289%	6.8432%	8.8756%	7.5532%
% To Date	60.3229%	60.1659%	61.2560%	60.2478%	61.2433%	61.1520%
January	\$89,048	\$153,278	\$117,994	\$115,429	\$118,322	\$183,242
%	2.5100%	4.1337%	3.0051%	2.7546%	2.6310%	3.7910%
% To Date	62.8330%	64.2997%	64.2611%	63.0023%	63.8742%	64.9429%
February	\$94,094	\$95,262	\$54,476	\$104,991	\$88,422	\$74,113
%	2.6523%	2.5691%	1.3874%	2.5055%	1.9661%	1.5333%
% To Date	65.4852%	66.8688%	65.6485%	65.5078%	65.8404%	66.4762%
March	\$141,015	\$127,298	\$138,910	\$142,182	\$143,500	\$112,700
%	3.9748%	3.4331%	3.5377%	3.3930%	3.1908%	2.3316%
% To Date	69.4600%	70.3018%	69.1863%	68.9008%	69.0312%	68.8078%
April	\$821,855	\$794,289	\$955,634	\$983,917	\$1,082,230	\$1,188,626
%	23.1659%	21.4210%	24.3380%	23.4800%	24.0643%	24.5907%
% To Date	92.6259%	91.7228%	93.5243%	92.3809%	93.0956%	93.3985%
May	\$195,151	\$238,700	\$189,925	\$206,496	\$202,990	\$226,873
%	5.5008%	6.4374%	4.8370%	4.9278%	4.5137%	4.6936%
% To Date	98.1267%	98.1602%	98.3613%	97.3086%	97.6092%	98.0921%
June	\$66,097	\$80,520	\$84,895	\$49,679	\$87,815	\$85,664
%	1.8631%	2.1715%	2.1621%	1.1855%	1.9527%	1.7723%
% To Date	99.9898%	100.3318%	100.5234%	98.4942%	99.5619%	99.8644%
TOTALS	\$3,547,337	\$3,720,297	\$3,947,053	\$4,127,341	\$4,477,533	\$4,827,080
Delinquency	0.0102%	-0.3318%	-0.5234%	1.5058%	0.4381%	0.1356%

CHINO VALLEY FIRE DISTRICT
FDAT Collection Information

Total Levy Month	FY 16-17 \$313,900 Collected	FY 17-18 \$333,290 Collected	FY 18-19 \$333,290 Collected	FY 19-20 \$366,547 Collected	FY 20-21 \$400,000 Collected	FY 21-22 \$400,000 Collected
July	\$1,423	\$1,630	\$1,238	\$1,475	\$2,769	\$1,871
%	0.453%	0.489%	0.371%	0.403%	0.692%	0.468%
% To Date	0.4533%	0.4891%	0.3715%	0.4025%	0.6923%	0.4677%
August	\$661	\$554	\$707	\$653	\$662	\$1,498
%	0.211%	0.166%	0.212%	0.178%	0.166%	0.375%
% To Date	0.6638%	0.6553%	0.5835%	0.5806%	0.8579%	0.8422%
September	\$8,777	\$12,654	\$3,182	\$1,853	\$879	\$4,669
%	2.796%	3.797%	0.955%	0.505%	0.220%	1.167%
% To Date	3.4600%	4.4520%	1.5382%	1.0861%	1.0777%	2.0095%
October	\$86,411	\$93,081	\$139,813	\$107,270	\$160,480	\$159,909
%	27.528%	27.928%	41.949%	29.265%	40.120%	39.977%
% To Date	30.9881%	32.3799%	43.4877%	30.3510%	41.1979%	41.9866%
November	\$75,219	\$74,651	\$59,861	\$30,666	\$48,339	\$52,249
%	23.9628%	22.3983%	17.9606%	8.3663%	12.0848%	13.0622%
% To Date	54.9510%	54.7782%	61.4483%	38.7172%	53.2826%	55.0488%
December	\$24,923	\$21,663	\$25,413	\$112,035	\$39,219	\$35,029
%	7.9398%	6.4997%	7.6250%	30.5650%	9.8048%	8.7572%
% To Date	62.8907%	61.2779%	69.0733%	69.2822%	63.0874%	63.8060%
January	\$11,762	\$16,138	\$11,149	\$11,446	\$12,625	\$15,294
%	3.7471%	4.8420%	3.3450%	3.1227%	3.1562%	3.8235%
% To Date	66.6378%	66.1199%	72.4183%	72.4049%	66.2436%	67.6294%
February	\$8,291	\$8,056	\$7,409	\$10,419	\$6,657	\$5,785
%	2.641%	2.417%	2.223%	2.842%	1.664%	1.446%
% To Date	69.2790%	68.5368%	74.6413%	75.2473%	67.9079%	69.0756%
March	\$12,638	\$12,174	\$13,713	\$13,361	\$10,897	\$8,259
%	4.0263%	3.6528%	4.1143%	3.6452%	2.7242%	2.0646%
% To Date	73.3052%	72.1897%	78.7556%	78.8925%	70.6320%	71.1403%
April	\$62,586	\$63,209	\$79,859	\$85,315	\$88,842	\$89,498
%	19.9382%	18.9651%	23.9607%	23.2754%	22.2104%	22.3745%
% To Date	93.2434%	91.1548%	102.7164%	102.1679%	92.8424%	93.5148%
May	\$23,662	\$23,731	\$18,881	\$21,832	\$19,620	\$19,623
%	7.5381%	7.1201%	5.6650%	5.9561%	4.9050%	4.9058%
% To Date	100.7815%	98.2749%	108.3813%	108.1240%	97.7475%	98.4206%
June	\$4,682	\$5,094	\$5,726	\$4,474	\$6,987	\$6,978
%	1.4917%	1.5285%	1.7181%	1.2206%	1.7468%	1.7445%
% To Date	102.2732%	99.8034%	110.0995%	109.3446%	99.4943%	100.1651%
TOTALS	\$321,035	\$332,635	\$366,951	\$400,799	\$397,977	\$400,660
Delinquency	-2.2732%	0.1966%	-10.0995%	-9.3446%	0.5057%	-0.1651%

100.0000% 100.0000% 100.0000% 100.0000% 100.0000% 100.0000%



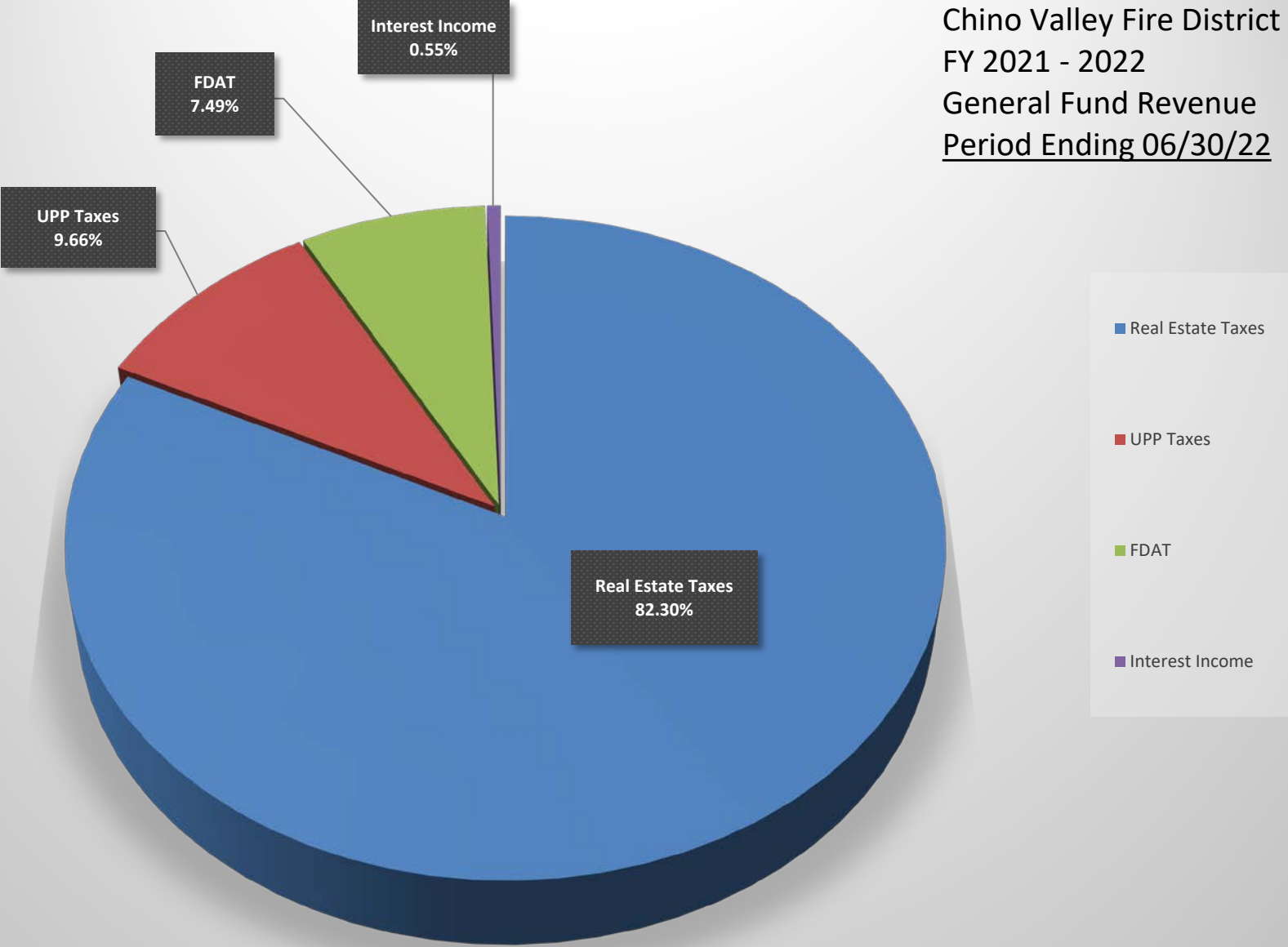
2021 - 2022 Cash Flow by Month : JUNE

ACTUAL												
	July	Aug.	Sept.	Oct.	Nov.	Dec.	Jan.	Feb.	March	April	May	June
Revenues:												
Taxes	26,983	11,257	54,439	1,962,817	535,270	365,096	183,242	74,113	112,700	1,188,626	226,873	85,664
FDAT	1,871	1,498	4,669	159,909	52,249	35,029	15,294	5,785	8,259	89,498	19,623	6,978
Interest Income	47	117	68	-	-	347	-	-	138	-	-	517
Other Income	-	-	-	-	-	-	-	4	-	-	-	-
RevenueTotals:	28,901	12,872	59,176	2,122,726	587,519	400,471	198,536	79,902	121,096	1,278,124	246,496	93,159
Expenditures:												
Audit/Accounting, Election, Legal, Fire Board Expenses	293	251	-	773	-	4,000	-	383	-	-	200	-
Contingency	-	-	-	-	-	-	-	-	-	-	-	-
Fire Authority Funding	95,112	28,901	12,872	59,176	2,122,726	587,519	400,471	198,536	79,902	121,096	1,278,124	246,496
Miscellaneous	-	0	3	-	0	2	-	9	-	-	-	0
ExpenditureTotals:	95,404	29,152	12,876	59,949	2,122,726	591,521	400,471	198,927	79,902	121,096	1,278,323	246,496
Monthly Net Cash	(66,503)	(16,280)	46,300	2,062,777	(1,535,207)	(191,050)	(201,935)	(119,025)	41,194	1,157,028	(1,031,827)	(153,337)
Cumulative Net Cash	(46,503)	(62,783)	(16,483)	2,046,294	511,087	320,037	118,102	(923)	40,271	1,197,299	165,472	12,135
Cash Balance (Carryover)	20,000	3,720	50,021	2,112,798	577,591	386,541	184,606	65,581	106,775	1,263,803	231,976	78,639

**CHINO VALLEY FIRE DISTRICT
REVENUE GRAPH DATA**

	Revenue	Budget	%
Real Estate Taxes	\$ 76,668	\$ 4,833,636	82.30
UPP Taxes	\$ 8,996	\$ -	9.66
FDAT	\$ 6,978	\$ 400,000	7.49
Interest Income	\$ 517	\$ -	0.55
Other Income	\$ -	\$ 2,000	0.00
TOTALS:	\$ 93,159	\$ 5,235,636	100.00

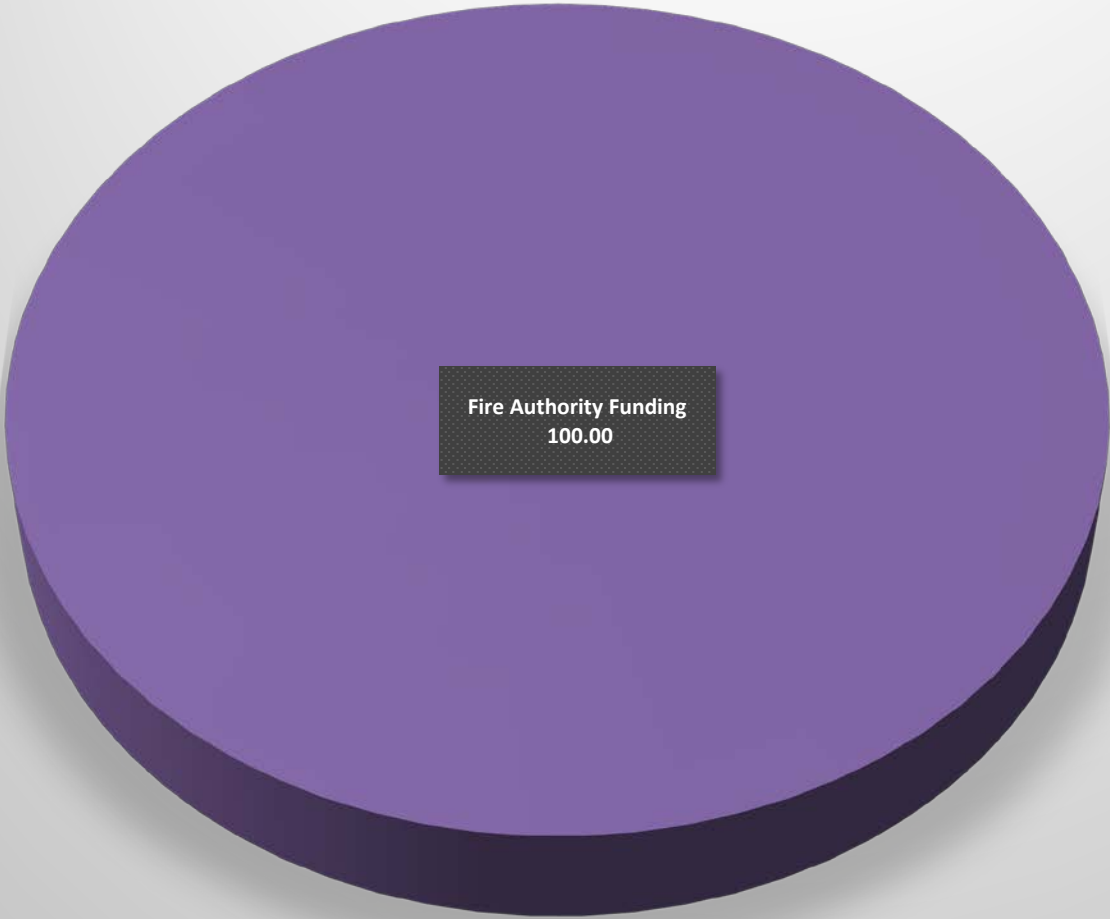
Chino Valley Fire District
FY 2021 - 2022
General Fund Revenue
Period Ending 06/30/22



**CHINO VALLEY FIRE DISTRICT
EXPENSE GRAPH DATA**

Revenue		Budget	%
Fire Board Expenses	\$ -	\$ 13,500	-
Contingency	\$ -	\$ 20,000	-
Miscellaneous	\$ 0	\$ -	0.00
Fire Authority Funding	\$ 246,496	\$ 5,222,136	100.00
TOTALS:	\$ 246,496	\$ 5,255,636	100.00

Chino Valley Fire District
FY 2021 - 2022
General Fund Expenditures
Period Ending 06/30/22



■ Fire Authority Funding

CHINO VALLEY FIRE DISTRICT
GENERAL FUND - JUNE 2022

Real Estate Taxes:	\$	76,668.44
UPP Taxes:	\$	8,995.69
FDAT:	\$	6,978.14
Interest Received:	\$	516.98
Other:	\$	-

TOTAL:	\$	93,159.25
---------------	-----------	------------------

Transferred to CAFMA:	\$	246,496.02
------------------------------	-----------	-------------------



Yavapai County Treasurer

Monthly Statement

Date Range: 6/1/2022 to 6/30/2022

Account	Period	YTD		
6065540000	Chino Valley Fire Dist GF			
Begin Balance:	349,502.21	204,031.21		
Income:	93,159.25	5,228,978.91		
LOC Advance:	.00	.00		
Expense:	(246,496.18)	(5,236,844.84)	LOC:	.00
LOC Payments:	.00	.00	Warrants Outstanding:	.00
Cash Balance:	196,165.28	196,165.28	End:	196,165.28

Monthly Statement Summary

Source Code	Description		MTDAmount	YTDAmount
6065540000	Chino Valley Fire Dist GF	Beginning Balance:	349,502.21	204,031.21
11100.2005	2005 Real Estate Taxes		.00	4.96
11100.2006	2006 Real Estate Taxes		5.31	11.48
11100.2007	2007 Real Estate Taxes		5.19	15.13
11100.2008	2008 Real Estate Taxes		4.57	12.17
11100.2009	2009 Real Estate Taxes		22.20	26.82
11100.2010	2010 Real Estate Taxes		20.49	36.84
11100.2011	2011 Real Estate Taxes		12.50	32.13
11100.2012	2012 Real Estate Taxes		9.59	105.28
11100.2013	2013 Real Estate Taxes		9.60	110.57
11100.2014	2014 Real Estate Taxes		.00	80.22
11100.2015	2015 Real Estate Taxes		.00	85.07
11100.2016	2016 Real Estate Taxes		.00	148.90
11100.2017	2017 Real Estate Taxes		.00	155.02
11100.2018	2018 Real Estate Taxes		137.23	288.65
11100.2019	2019 Real Estate Taxes		141.37	266.99
11100.2020	2020 Real Estate Taxes		179.63	76,557.38
11100.2021	2021 Real Estate Taxes		76,120.76	4,630,656.75
12100.2005	2005 Personal Property Taxes		36.25	40.69
12100.2006	2006 Personal Property Taxes		6.19	25.88
12100.2010	2010 Personal Property Taxes		9.38	14.12
12100.2011	2011 Personal Property Taxes		.00	5.70
12100.2012	2012 Personal Property Taxes		107.31	114.31
12100.2013	2013 Personal Property Taxes		107.53	172.68
12100.2014	2014 Personal Property Taxes		117.81	201.02
12100.2015	2015 Personal Property Taxes		121.05	214.03
12100.2016	2016 Personal Property Taxes		121.12	261.58
12100.2017	2017 Personal Property Taxes		121.13	188.33
12100.2018	2018 Personal Property Taxes		134.61	1,086.29
12100.2019	2019 Personal Property Taxes		244.33	3,056.59



Yavapai County Treasurer

Monthly Statement

Date Range: 6/1/2022 to 6/30/2022

12100.2020	2020 Personal Property Taxes	1,527.61	11,893.87
12100.2021	2021 Personal Property Taxes	6,341.37	101,210.99
37130.0	ADOT & Fish and Game in-lieu	.00	4.38
37150.0	FDAT Distributions	6,978.14	400,660.39
38109.0	Interest on Investments St Treas	438.63	1,059.35
38111.0	Interest on Investments	.02	.02
38113.0	Interest on Investments-Wells Fargo	78.33	174.33
90002.0	Interest Pd on Tax Roll Corrections	(.16)	(15.18)
91032.0	Warrants Redeemed	.00	(5,898.06)
91702.0	Transfer out	(246,496.02)	(5,230,931.60)
Ending Balance:		196,165.28	196,165.28

Monthly Statement Detail

Date	Notes	Doc #	Amount	C/D
6065540000 Chino Valley Fire Dist GF			Beginning Balance: 349,502.21	
11100.2006	2006 Real Estate Taxes		Source Code Total: 5.31	
06/27	Tax Distribution	0	5.31	C
11100.2007	2007 Real Estate Taxes		Source Code Total: 5.19	
06/27	Tax Distribution	0	5.19	C
11100.2008	2008 Real Estate Taxes		Source Code Total: 4.57	
06/27	Tax Distribution	0	4.57	C
11100.2009	2009 Real Estate Taxes		Source Code Total: 22.20	
06/27	Tax Distribution	0	22.20	C
11100.2010	2010 Real Estate Taxes		Source Code Total: 20.49	
06/27	Tax Distribution	0	20.49	C
11100.2011	2011 Real Estate Taxes		Source Code Total: 12.50	
06/27	Tax Distribution	0	12.50	C
11100.2012	2012 Real Estate Taxes		Source Code Total: 9.59	
06/27	Tax Distribution	0	9.59	C
11100.2013	2013 Real Estate Taxes		Source Code Total: 9.60	
06/27	Tax Distribution	0	9.60	C
11100.2018	2018 Real Estate Taxes		Source Code Total: 137.23	
06/09	Tax Distribution	0	9.12	C
06/10	Tax Distribution	0	82.56	C
06/13	Tax Distribution	0	45.55	C
11100.2019	2019 Real Estate Taxes		Source Code Total: 141.37	
06/09	Tax Distribution	0	57.88	C
06/10	Tax Distribution	0	83.49	C
11100.2020	2020 Real Estate Taxes		Source Code Total: 179.63	
06/09	Tax Distribution	0	91.95	C
06/10	Tax Distribution	0	87.68	C
11100.2021	2021 Real Estate Taxes		Source Code Total: 76,120.76	
06/01	Tax Distribution	0	1,819.02	C



Yavapai County Treasurer

Monthly Statement

Date Range: 6/1/2022 to 6/30/2022

06/01	Tax Distribution	0	840.25	C
06/01	Tax Distribution	0	317.73	C
06/02	Tax Distribution	0	118.67	C
06/02	Tax Distribution	0	355.34	C
06/03	Tax Distribution	0	404.51	C
06/03	Tax Distribution	0	361.08	C
06/06	Tax Distribution	0	2,843.21	C
06/06	Tax Distribution	0	691.69	C
06/07	Tax Distribution	0	599.08	C
06/08	Tax Distribution	0	160.22	C
06/08	Tax Distribution	0	1,341.95	C
06/09	Tax Distribution	0	63.32	C
06/09	Tax Distribution	0	1,706.28	C
06/09	Tax Distribution	0	327.47	C
06/10	Tax Distribution	0	92.08	C
06/10	Tax Distribution	0	287.52	C
06/10	Tax Distribution	0	3.88	C
06/13	Tax Distribution	0	83.38	C
06/13	Tax Distribution	0	(4.39)	C
06/13	Tax Distribution	0	1,270.59	C
06/14	Tax Distribution	0	217.99	C
06/14	Tax Distribution	0	215.88	C
06/15	Tax Distribution	0	66.92	C
06/15	Tax Distribution	0	609.85	C
06/16	Tax Distribution	0	1,250.52	C
06/16	Tax Distribution	0	195.85	C
06/16	Tax Distribution	0	31.89	C
06/17	Tax Distribution	0	5,125.38	C
06/17	Tax Distribution	0	2,512.37	C
06/20	Tax Distribution	0	691.93	C
06/20	Tax Distribution	0	7,454.04	C
06/20	Tax Distribution	0	46.63	C
06/20	Tax Distribution	0	87.16	C
06/21	Tax Distribution	0	573.62	C
06/21	Tax Distribution	0	1,769.83	C
06/21	Tax Distribution	0	1,410.15	C
06/21	Tax Distribution	0	870.77	C
06/22	Tax Distribution	0	8,249.40	C
06/22	Tax Distribution	0	113.85	C
06/22	Tax Distribution	0	2,022.98	C
06/22	Tax Distribution	0	1,236.47	C
06/23	Tax Distribution	0	299.27	C
06/23	Tax Distribution	0	3,565.87	C



Yavapai County Treasurer

Monthly Statement

Date Range: 6/1/2022 to 6/30/2022

06/23	Tax Distribution	0	260.78	C
06/23	Tax Distribution	0	466.36	C
06/24	Tax Distribution	0	3,590.80	C
06/24	Tax Distribution	0	1,586.19	C
06/27	Tax Distribution	0	116.95	C
06/27	Tax Distribution	0	2,528.69	C
06/27	Tax Distribution	0	1,546.04	C
06/28	Tax Distribution	0	2,041.10	C
06/28	Tax Distribution	0	(122.23)	C
06/28	Tax Distribution	0	881.89	C
06/28	Tax Distribution	0	1,803.01	C
06/28	Tax Distribution	0	2,870.57	C
06/29	Tax Distribution	0	2,355.84	C
06/29	Tax Distribution	0	(227.77)	C
06/29	Tax Distribution	0	1,762.16	C
06/29	Tax Distribution	0	397.95	C
06/30	Tax Distribution	0	793.59	C
06/30	Tax Distribution	0	1,167.34	C
12100.2005 2005 Personal Property Taxes			Source Code Total: 36.25	
06/20	Tax Distribution	0	36.25	C
12100.2006 2006 Personal Property Taxes			Source Code Total: 6.19	
06/20	Tax Distribution	0	6.19	C
12100.2010 2010 Personal Property Taxes			Source Code Total: 9.38	
06/08	Tax Distribution	0	9.38	C
12100.2012 2012 Personal Property Taxes			Source Code Total: 107.31	
06/23	Tax Distribution	0	107.31	C
12100.2013 2013 Personal Property Taxes			Source Code Total: 107.53	
06/23	Tax Distribution	0	107.53	C
12100.2014 2014 Personal Property Taxes			Source Code Total: 117.81	
06/02	Tax Distribution	0	10.27	C
06/23	Tax Distribution	0	107.54	C
12100.2015 2015 Personal Property Taxes			Source Code Total: 121.05	
06/02	Tax Distribution	0	10.56	C
06/23	Tax Distribution	0	110.49	C
12100.2016 2016 Personal Property Taxes			Source Code Total: 121.12	
06/02	Tax Distribution	0	10.56	C
06/23	Tax Distribution	0	110.56	C
12100.2017 2017 Personal Property Taxes			Source Code Total: 121.13	
06/02	Tax Distribution	0	10.56	C
06/23	Tax Distribution	0	110.57	C
12100.2018 2018 Personal Property Taxes			Source Code Total: 134.61	
06/02	Tax Distribution	0	10.57	C
06/23	Tax Distribution	0	108.90	C



Yavapai County Treasurer

Monthly Statement

Date Range: 6/1/2022 to 6/30/2022

06/29	Tax Distribution	0	15.14	C
12100.2019 2019 Personal Property Taxes			Source Code Total: 244.33	
06/02	Tax Distribution	0	10.57	C
06/20	Tax Distribution	0	8.80	C
06/22	Tax Distribution	0	82.84	C
06/23	Tax Distribution	0	107.22	C
06/29	Tax Distribution	0	34.90	C
12100.2020 2020 Personal Property Taxes			Source Code Total: 1,527.61	
06/02	Tax Distribution	0	10.57	C
06/13	Tax Distribution	0	219.21	C
06/17	Tax Distribution	0	267.45	C
06/20	Tax Distribution	0	9.22	C
06/21	Tax Distribution	0	7.00	C
06/22	Tax Distribution	0	151.60	C
06/23	Tax Distribution	0	105.49	C
06/24	Tax Distribution	0	15.34	C
06/24	Tax Distribution	0	247.45	C
06/28	Tax Distribution	0	(70.03)	C
06/29	Tax Distribution	0	564.31	C
12100.2021 2021 Personal Property Taxes			Source Code Total: 6,341.37	
06/01	Tax Distribution	0	51.56	C
06/02	Tax Distribution	0	10.57	C
06/03	Tax Distribution	0	38.15	C
06/06	Tax Distribution	0	99.07	C
06/06	Tax Distribution	0	170.98	C
06/07	Tax Distribution	0	154.97	C
06/08	Tax Distribution	0	7.97	C
06/13	Tax Distribution	0	13.64	C
06/15	Tax Distribution	0	80.60	C
06/16	Tax Distribution	0	17.70	C
06/16	Tax Distribution	0	10.08	C
06/17	Tax Distribution	0	426.48	C
06/17	Tax Distribution	0	419.99	C
06/20	Tax Distribution	0	39.11	C
06/20	Tax Distribution	0	83.85	C
06/20	Tax Distribution	0	9.67	C
06/21	Tax Distribution	0	6.99	C
06/21	Tax Distribution	0	233.67	C
06/22	Tax Distribution	0	627.40	C
06/22	Tax Distribution	0	85.22	C
06/22	Tax Distribution	0	247.07	C
06/22	Tax Distribution	0	116.78	C
06/23	Tax Distribution	0	301.33	C



Yavapai County Treasurer

Monthly Statement

Date Range: 6/1/2022 to 6/30/2022

06/23	Tax Distribution	0	242.68	C
06/24	Tax Distribution	0	352.43	C
06/24	Tax Distribution	0	199.98	C
06/27	Tax Distribution	0	242.30	C
06/27	Tax Distribution	0	79.34	C
06/28	Tax Distribution	0	48.01	C
06/28	Tax Distribution	0	(68.96)	C
06/28	Tax Distribution	0	151.07	C
06/28	Tax Distribution	0	242.74	C
06/29	Tax Distribution	0	251.29	C
06/29	Tax Distribution	0	928.79	C
06/29	Tax Distribution	0	235.88	C
06/30	Tax Distribution	0	182.97	C
37150.0 FDAT Distributions			Source Code Total: 6,978.14	
06/01	Fire Dist Assistance Tax 0.142976	0	240.24	C
06/02	Fire Dist Assistance Tax 0.142976	0	75.88	C
06/03	Fire Dist Assistance Tax 0.142976	0	102.96	C
06/06	Fire Dist Assistance Tax 0.142976	0	240.82	C
06/07	Fire Dist Assistance Tax 0.142976	0	93.53	C
06/08	Fire Dist Assistance Tax 0.142976	0	111.92	C
06/09	Fire Dist Assistance Tax 0.142976	0	75.53	C
06/10	Fire Dist Assistance Tax 0.142976	0	56.44	C
06/13	Fire Dist Assistance Tax 0.142976	0	186.88	C
06/14	Fire Dist Assistance Tax 0.142976	0	61.63	C
06/15	Fire Dist Assistance Tax 0.142976	0	246.08	C
06/16	Fire Dist Assistance Tax 0.142976	0	311.16	C
06/17	Fire Dist Assistance Tax 0.142976	0	519.62	C
06/20	Fire Dist Assistance Tax 0.142976	0	636.14	C
06/21	Fire Dist Assistance Tax 0.142976	0	416.68	C
06/22	Fire Dist Assistance Tax 0.142976	0	1,142.58	C
06/23	Fire Dist Assistance Tax 0.142976	0	542.46	C
06/24	Fire Dist Assistance Tax 0.142976	0	317.03	C
06/27	Fire Dist Assistance Tax 0.142976	0	356.57	C
06/28	Fire Dist Assistance Tax 0.142976	0	592.38	C
06/29	Fire Dist Assistance Tax 0.142976	0	384.57	C
06/30	Fire Dist Assistance Tax 0.142976	0	267.04	C
38109.0 Interest on Investments St Treas			Source Code Total: 438.63	
06/30	Investment Interest	0	438.63	C
38111.0 Interest on Investments			Source Code Total: .02	
06/30	Investment Interest	0	.02	C
38113.0 Interest on Investments-Wells Fargo			Source Code Total: 78.33	
06/30	Investment Interest	0	78.33	C



Yavapai County Treasurer

Monthly Statement

Date Range: 6/1/2022 to 6/30/2022

90002.0 Interest Pd on Tax Roll Corrections			Source Code Total: (.16)	
06/13	81665 305-01-004B8 2021 Adjustment/Corr Refund	81665	(.10)	D
06/13	81665 305-01-004B8 2021 Adjustment/Corr Refund	81665	(.02)	D
06/13	81665 305-01-004B8 2021 Adjustment/Corr Refund	81665	(.04)	D
91702.0 Transfer out			Source Code Total: (246,496.02)	
06/28	Transfer Request	0	(246,496.02)	D
6065540000 Chino Valley Fire Dist GF			Ending Balance: 196,165.28	

Chino Valley Fire District
Bank Reconciliation Summary
For the Bank Statement ending: 6/30/2022

BANK CONTROL ID: GEN - GENERAL FUND		DESC: GENERAL FUND	ACCOUNT NO: 000000000000000
Beginning Balance:	06/01/22		\$349,502.21
Deposits and Credits:			\$93,159.25
Checks and Charges:			(\$246,496.18)
Adjustments:			\$0.00
Ending Balance Per Reconciliation:			\$196,165.28
Ending Balance Per Bank Statement:	06/30/22		\$196,165.28
* Outstanding Deposits and Credits:	06/30/22		\$0.00
* Outstanding Checks and Charges:	06/30/22		\$0.00
Ending Book Balance:		06/30/22	\$196,165.28

Chino Valley Fire District
BR Checks and Charges Cleared
For the Bank Statement ending: 6/30/22

GEN		General Fund		General Fund		000000000000000
Date	Document	Description	Module	Company	Amount	
06/30/22	Cash With Yav Cty	Fire Authority Funding - May,	GL	CHINOV	\$246,496.02	
06/30/22	Cash With Yav Cty	GF Tax Roll Corrections - June	GL	CHINOV	\$0.16	
TOTAL CHECKS AND CHARGES CLEARED:					\$246,496.18	

Chino Valley Fire District
BR Checks and Charges Outstanding
For the Bank Statement ending:

<u>Date</u>	<u>Document</u>	<u>Description</u>	<u>Module</u>	<u>Company</u>	<u>Amount</u>
-------------	-----------------	--------------------	---------------	----------------	---------------

TOTAL CHECKS AND CHARGES OUTSTANDING:

Chino Valley Fire District
BR Deposits and Credits Cleared
For the Bank Statement ending: 6/30/22

GEN		General Fund			0000000000000000
Date	Document	Description	Module	Company	Amount
06/30/22	Cash With Yav Cty	GF Tax & Interest Revenue June	GL	CHINOV	\$93,159.25
TOTAL DEPOSITS AND CREDITS CLEARED:					\$93,159.25

Chino Valley Fire District
BR Deposits and Credits Outstanding
For the Bank Statement ending:

Date	Document	Description	Module	Company	Amount
------	----------	-------------	--------	---------	--------

TOTAL DEPOSITS AND CREDITS OUTSTANDING:

Chino Valley Fire District
Bank Reconciliation Register

Document Number	Date	BR Status	Void?	Description	Date Cleared	Amount
-----------------	------	-----------	-------	-------------	--------------	--------

MODULE: JOURNAL ENTRIES FROM GENERAL LEDGER

BANK CONTROL ID: GEN - GENERAL FUND						
Cash With Yav Cty	06/30/22	Marked	No	Fire Authority Funding - May,	07/12/22	\$246,496.02
Cash With Yav Cty	06/30/22	Marked	No	GF Tax & Interest Revenue June	07/12/22	\$93,159.25
Cash With Yav Cty	06/30/22	Marked	No	GF Tax Roll Corrections - June	07/12/22	\$0.16
SUB TOTAL FOR BANK:						\$339,655.43
TOTAL FOR MODULE:						\$339,655.43

Chino Valley Fire District
BR Adjustments Report
For the Bank Statement ending:

Date	Document	Description	GL Account	Offset Amt	Adj. Amt
------	----------	-------------	------------	------------	----------

DOCUMENT:

ADJUSTMENT DOCUMENT " TOTAL:

TOTAL FOR ALL ADJUSTMENTS:

7/12/22
5:22:43 PM

Chino Valley Fire District

Balance Sheet

As of 6/30/2022

Fund: (10) General Fund

Assets

Current Assets

Cash with Yavapai County	\$196,165.28	
Taxes Receivable	134,851.50	
Total Current Assets		\$331,016.78
Total Assets		\$331,016.78

Liabilities and Net Assets

Current Liabilities

Accounts Payable	\$270.00	
Deferred Compensation (Prop Tax)	96,636.35	
Total Current Liabilities		\$96,906.35
Total Liabilities		\$96,906.35

Net Assets

Fund Balance	\$241,976.93	
Current Year Net Assets	(7,865.93)	
Total Net Assets		234,111.00
Total Liabilities and Net Assets		\$331,017.35

Chino Valley Fire District
GL Account Ledger - Detail By Period
6/1/2022 through 6/30/2022

Batch	Journal	Entry #	Date	Job	Document	Description	Debits	Credits	Balance
10.1100.0.0.000			CASH WITH YAVAPAI COUNTY						\$349,502.21
2250	GJ	143968	06/30/22		Cash With Yav Cty	Fire Authority Funding - May, 2022	-	246,496.02	103,006.19
2252	GJ	143972	06/30/22		Cash With Yav Cty	GF Tax & Interest Revenue June, 2022	93,159.25	-	196,165.44
2253	GJ	143978	06/30/22		Cash With Yav Cty	GF Tax Roll Corrections - June, 2022	-	0.16	196,165.28
CASH WITH YAVAPAI COUNTY TOTALS:							\$93,159.25	\$246,496.18	\$196,165.28
TOTAL OF LEDGER:							\$93,159.25	\$246,496.18	\$196,165.28

Chino Valley Fire District
GL Trial Balance Worksheet
For The Period of 6/1/2022 through 6/30/2022

Account	Description	Balances				Adjustments
		Beginning	Debits	Credits	Ending	
10.1100.0.0.000	Cash with Yavapai County	\$349,502.21	\$93,159.25	\$246,496.18	\$196,165.28	
TOTALS:		<u>\$349,502.21</u>	<u>\$93,159.25</u>	<u>\$246,496.18</u>	<u>\$196,165.28</u>	

CHINO VALLEY FIRE DISTRICT**GENERAL FUND JOURNAL ENTRY LOG FY 21-22**

DATE	DESCRIPTION	AMOUNT	BATCH NO.
6/30/2022	Fire Authority Funding - CAFMA	\$ 246,496.02	2250
6/30/2022	Tax and Interest Revenue - June, 2022	\$ 93,159.25	2252
6/30/2022	Interest Paid Tax Roll Corrections June, 2022	\$ 0.16	2253
Total Monthly:		\$ 339,655.43	

Reviewed

CHINO VALLEY FIRE DISTRICT
BOND DEBT SERVICE ACCOUNT: 6-65640-7000
BANK RECONCILIATION JUNE 2022

Reconciliation:

Beginning Balance (CVFD):	\$	436,127.50
Deposits:	\$	7,541.06
Principal Payments:	\$	(350,000.00)
Interest Income:	\$	347.47
Interest Payments:	\$	(46,706.25)
Interest Paid on Tax Roll Corrections:	\$	(0.01)
Ending Balance:	\$	47,309.77

Difference Between Balances: \$ -

Bank Statement Balance:

Balance Per Bank:	\$	47,309.77
Outstanding Adjustments:	\$	-

Ending Balance: \$ 47,309.77

Deposits Per Bank Statement:

Fire District Deposits:	\$	-
Real Estate Taxes:	\$	6,722.83
Personal Property Taxes:	\$	818.23
Interest Revenue:	\$	347.47
Other:		
Ending Balance:	\$	7,888.53

Reconciliation Approved By:

Scott Freitag

Digitally signed by Scott Freitag
Date: 2022.07.18 14:45:31
-07'00'

Scott Freitag, Fire Chief

Reconciliation Reviewed By:

Dave Tharp

Digitally signed by Dave Tharp
Date: 2022.07.13 13:27:07
-07'00'

David Tharp, Assistant Chief of Administration

Reconciliation Prepared By:

Karen Mauldin

Digitally signed by Karen Mauldin
Date: 2022.07.12 19:25:53
-07'00'

Karen Mauldin, Finance Manager

CHINO VALLEY FIRE DISTRICT
BOND DEBT FUND - JUNE 2022

Real Estate Taxes:	\$	6,722.83
UPP Taxes:	\$	818.23
Interest Received:	\$	347.47
Other:	\$	-
TOTAL:	\$	7,888.53



Yavapai County Treasurer

Monthly Statement

Date Range: 6/1/2022 to 6/30/2022

Chino Valley Fire Dist BDS
Fund: 6065640700



Yavapai County Treasurer

Monthly Statement

Date Range: 6/1/2022 to 6/30/2022

Account	Period	YTD		
6065640700	Chino Valley Fire Dist BDS			
Begin Balance:	436,127.50	66,685.44		
Income:	7,888.53	424,038.24		
LOC Advance:	.00	.00		
Expense:	(396,706.26)	(443,413.91)	LOC:	.00
LOC Payments:	.00	.00	Warrants Outstanding:	.00
Cash Balance:	47,309.77	47,309.77	End:	47,309.77



Yavapai County Treasurer

Monthly Statement

Date Range: 6/1/2022 to 6/30/2022

Monthly Statement Summary				
Source Code	Description		MTDAmount	YTDAmount
6065640700	Chino Valley Fire Dist BDS	Beginning Balance:	436,127.50	66,685.44
11100.2007	2007 Real Estate Taxes		.40	1.16
11100.2008	2008 Real Estate Taxes		.54	1.45
11100.2009	2009 Real Estate Taxes		2.80	3.38
11100.2010	2010 Real Estate Taxes		2.20	3.96
11100.2011	2011 Real Estate Taxes		1.50	3.85
11100.2012	2012 Real Estate Taxes		.91	10.02
11100.2013	2013 Real Estate Taxes		1.28	14.69
11100.2014	2014 Real Estate Taxes		.00	10.72
11100.2015	2015 Real Estate Taxes		.00	10.75
11100.2016	2016 Real Estate Taxes		.00	17.48
11100.2017	2017 Real Estate Taxes		.00	17.56
11100.2018	2018 Real Estate Taxes		14.73	30.97
11100.2019	2019 Real Estate Taxes		14.07	26.55
11100.2020	2020 Real Estate Taxes		16.39	6,988.99
11100.2021	2021 Real Estate Taxes		6,668.01	405,628.08
12100.2010	2010 Personal Property Taxes		1.01	1.52
12100.2011	2011 Personal Property Taxes		.00	.68
12100.2012	2012 Personal Property Taxes		10.21	10.87
12100.2013	2013 Personal Property Taxes		14.29	22.95
12100.2014	2014 Personal Property Taxes		15.73	26.84
12100.2015	2015 Personal Property Taxes		15.31	27.06
12100.2016	2016 Personal Property Taxes		14.22	30.72
12100.2017	2017 Personal Property Taxes		13.73	21.35
12100.2018	2018 Personal Property Taxes		14.43	116.50
12100.2019	2019 Personal Property Taxes		24.31	304.01
12100.2020	2020 Personal Property Taxes		139.46	1,085.80
12100.2021	2021 Personal Property Taxes		555.53	8,865.69
38109.0	Interest on Investments St Treas		294.82	627.43
38113.0	Interest on Investments-Wells Fargo		52.65	127.21
90002.0	Interest Pd on Tax Roll Corrections		(.01)	(1.41)
92190.0	Bond Interest Payment		(46,706.25)	(93,412.50)
92195.0	Bond Redemption Payment		(350,000.00)	(350,000.00)
		Ending Balance:	47,309.77	47,309.77

Monthly Statement Detail				
Date	Notes	Doc #	Amount	C/D



Yavapai County Treasurer

Monthly Statement

Date Range: 6/1/2022 to 6/30/2022

6065640700 Chino Valley Fire Dist BDS			Beginning Balance: 436,127.50	
11100.2007 2007 Real Estate Taxes			Source Code Total: .40	
06/27	Tax Distribution	0	.40	C
11100.2008 2008 Real Estate Taxes			Source Code Total: .54	
06/27	Tax Distribution	0	.54	C
11100.2009 2009 Real Estate Taxes			Source Code Total: 2.80	
06/27	Tax Distribution	0	2.80	C
11100.2010 2010 Real Estate Taxes			Source Code Total: 2.20	
06/27	Tax Distribution	0	2.20	C
11100.2011 2011 Real Estate Taxes			Source Code Total: 1.50	
06/27	Tax Distribution	0	1.50	C
11100.2012 2012 Real Estate Taxes			Source Code Total: .91	
06/27	Tax Distribution	0	.91	C
11100.2013 2013 Real Estate Taxes			Source Code Total: 1.28	
06/27	Tax Distribution	0	1.28	C
11100.2018 2018 Real Estate Taxes			Source Code Total: 14.73	
06/09	Tax Distribution	0	.98	C
06/10	Tax Distribution	0	8.86	C
06/13	Tax Distribution	0	4.89	C
11100.2019 2019 Real Estate Taxes			Source Code Total: 14.07	
06/09	Tax Distribution	0	5.76	C
06/10	Tax Distribution	0	8.31	C
11100.2020 2020 Real Estate Taxes			Source Code Total: 16.39	
06/09	Tax Distribution	0	8.39	C
06/10	Tax Distribution	0	8.00	C
11100.2021 2021 Real Estate Taxes			Source Code Total: 6,668.01	
06/01	Tax Distribution	0	159.37	C
06/01	Tax Distribution	0	73.59	C
06/01	Tax Distribution	0	27.83	C
06/02	Tax Distribution	0	10.39	C
06/02	Tax Distribution	0	31.12	C
06/03	Tax Distribution	0	35.43	C
06/03	Tax Distribution	0	31.63	C
06/06	Tax Distribution	0	249.07	C
06/06	Tax Distribution	0	60.60	C
06/07	Tax Distribution	0	52.47	C
06/08	Tax Distribution	0	14.04	C
06/08	Tax Distribution	0	117.54	C
06/09	Tax Distribution	0	5.54	C
06/09	Tax Distribution	0	149.46	C
06/09	Tax Distribution	0	28.69	C
06/10	Tax Distribution	0	8.06	C
06/10	Tax Distribution	0	25.18	C



Yavapai County Treasurer

Monthly Statement

Date Range: 6/1/2022 to 6/30/2022

06/10	Tax Distribution	0	.34	C
06/13	Tax Distribution	0	7.30	C
06/13	Tax Distribution	0	(.37)	C
06/13	Tax Distribution	0	111.30	C
06/14	Tax Distribution	0	19.10	C
06/14	Tax Distribution	0	18.91	C
06/15	Tax Distribution	0	5.86	C
06/15	Tax Distribution	0	53.42	C
06/16	Tax Distribution	0	109.54	C
06/16	Tax Distribution	0	17.16	C
06/16	Tax Distribution	0	2.79	C
06/17	Tax Distribution	0	448.98	C
06/17	Tax Distribution	0	220.08	C
06/20	Tax Distribution	0	60.61	C
06/20	Tax Distribution	0	652.94	C
06/20	Tax Distribution	0	4.09	C
06/20	Tax Distribution	0	7.63	C
06/21	Tax Distribution	0	50.32	C
06/21	Tax Distribution	0	155.03	C
06/21	Tax Distribution	0	123.52	C
06/21	Tax Distribution	0	76.28	C
06/22	Tax Distribution	0	722.63	C
06/22	Tax Distribution	0	9.97	C
06/22	Tax Distribution	0	177.21	C
06/22	Tax Distribution	0	108.31	C
06/23	Tax Distribution	0	26.21	C
06/23	Tax Distribution	0	312.36	C
06/23	Tax Distribution	0	22.84	C
06/23	Tax Distribution	0	40.85	C
06/24	Tax Distribution	0	314.55	C
06/24	Tax Distribution	0	138.94	C
06/27	Tax Distribution	0	10.25	C
06/27	Tax Distribution	0	221.51	C
06/27	Tax Distribution	0	135.43	C
06/28	Tax Distribution	0	178.78	C
06/28	Tax Distribution	0	(10.71)	C
06/28	Tax Distribution	0	77.25	C
06/28	Tax Distribution	0	157.95	C
06/28	Tax Distribution	0	251.45	C
06/29	Tax Distribution	0	206.37	C
06/29	Tax Distribution	0	(19.96)	C
06/29	Tax Distribution	0	154.34	C
06/29	Tax Distribution	0	34.86	C



Yavapai County Treasurer

Monthly Statement

Date Range: 6/1/2022 to 6/30/2022

06/30	Tax Distribution	0	69.53	C
06/30	Tax Distribution	0	102.25	C
12100.2010 2010 Personal Property Taxes			Source Code Total: 1.01	
06/08	Tax Distribution	0	1.01	C
12100.2012 2012 Personal Property Taxes			Source Code Total: 10.21	
06/23	Tax Distribution	0	10.21	C
12100.2013 2013 Personal Property Taxes			Source Code Total: 14.29	
06/23	Tax Distribution	0	14.29	C
12100.2014 2014 Personal Property Taxes			Source Code Total: 15.73	
06/02	Tax Distribution	0	1.37	C
06/23	Tax Distribution	0	14.36	C
12100.2015 2015 Personal Property Taxes			Source Code Total: 15.31	
06/02	Tax Distribution	0	1.34	C
06/23	Tax Distribution	0	13.97	C
12100.2016 2016 Personal Property Taxes			Source Code Total: 14.22	
06/02	Tax Distribution	0	1.24	C
06/23	Tax Distribution	0	12.98	C
12100.2017 2017 Personal Property Taxes			Source Code Total: 13.73	
06/02	Tax Distribution	0	1.20	C
06/23	Tax Distribution	0	12.53	C
12100.2018 2018 Personal Property Taxes			Source Code Total: 14.43	
06/02	Tax Distribution	0	1.13	C
06/23	Tax Distribution	0	11.68	C
06/29	Tax Distribution	0	1.62	C
12100.2019 2019 Personal Property Taxes			Source Code Total: 24.31	
06/02	Tax Distribution	0	1.05	C
06/20	Tax Distribution	0	.88	C
06/22	Tax Distribution	0	8.24	C
06/23	Tax Distribution	0	10.66	C
06/29	Tax Distribution	0	3.48	C
12100.2020 2020 Personal Property Taxes			Source Code Total: 139.46	
06/02	Tax Distribution	0	.97	C
06/13	Tax Distribution	0	20.01	C
06/17	Tax Distribution	0	24.42	C
06/20	Tax Distribution	0	.84	C
06/21	Tax Distribution	0	.64	C
06/22	Tax Distribution	0	13.84	C
06/23	Tax Distribution	0	9.63	C
06/24	Tax Distribution	0	1.40	C
06/24	Tax Distribution	0	22.59	C
06/28	Tax Distribution	0	(6.39)	C
06/29	Tax Distribution	0	51.51	C



Yavapai County Treasurer

Monthly Statement

Date Range: 6/1/2022 to 6/30/2022

12100.2021 2021 Personal Property Taxes			Source Code Total: 555.53	
06/01	Tax Distribution	0	4.52	C
06/02	Tax Distribution	0	.93	C
06/03	Tax Distribution	0	3.34	C
06/06	Tax Distribution	0	8.68	C
06/06	Tax Distribution	0	14.98	C
06/07	Tax Distribution	0	13.57	C
06/08	Tax Distribution	0	.70	C
06/13	Tax Distribution	0	1.20	C
06/15	Tax Distribution	0	7.06	C
06/16	Tax Distribution	0	1.55	C
06/16	Tax Distribution	0	.88	C
06/17	Tax Distribution	0	37.36	C
06/17	Tax Distribution	0	36.79	C
06/20	Tax Distribution	0	3.43	C
06/20	Tax Distribution	0	7.35	C
06/20	Tax Distribution	0	.85	C
06/21	Tax Distribution	0	.61	C
06/21	Tax Distribution	0	20.47	C
06/22	Tax Distribution	0	54.98	C
06/22	Tax Distribution	0	7.46	C
06/22	Tax Distribution	0	21.65	C
06/22	Tax Distribution	0	10.23	C
06/23	Tax Distribution	0	26.39	C
06/23	Tax Distribution	0	21.26	C
06/24	Tax Distribution	0	30.87	C
06/24	Tax Distribution	0	17.52	C
06/27	Tax Distribution	0	21.22	C
06/27	Tax Distribution	0	6.95	C
06/28	Tax Distribution	0	4.21	C
06/28	Tax Distribution	0	(6.04)	C
06/28	Tax Distribution	0	13.23	C
06/28	Tax Distribution	0	21.26	C
06/29	Tax Distribution	0	22.01	C
06/29	Tax Distribution	0	81.37	C
06/29	Tax Distribution	0	20.66	C
06/30	Tax Distribution	0	16.03	C
38109.0 Interest on Investments St Treas			Source Code Total: 294.82	
06/30	Investment Interest	0	294.82	C
38113.0 Interest on Investments-Wells Fargo			Source Code Total: 52.65	
06/30	Investment Interest	0	52.65	C
90002.0 Interest Pd on Tax Roll Corrections			Source Code Total: (.01)	
06/13	81665 305-01-004B8 2021 Adjustment/Corr Refund	81665	(.01)	D



Yavapai County Treasurer

Monthly Statement

Date Range: 6/1/2022 to 6/30/2022

92190.0 Bond Interest Payment			Source Code Total: (46,706.25)	
06/28	BDS Interest pmnt due 7-1-22	0	(46,706.25)	D
92195.0 Bond Redemption Payment			Source Code Total: (350,000.00)	
06/28	BDS Principal pmnt due 7-1-22	0	(350,000.00)	D
6065640700 Chino Valley Fire Dist BDS			Ending Balance: 47,309.77	

Chino Valley Fire District
Bank Reconciliation Summary
For the Bank Statement ending: 6/30/2022

BANK CONTROL ID: BDS - YAVAPAI COUNTY TREASURER		DESC: BOND DEBT SERVICE	ACCOUNT NO: 6-65640-7000
Beginning Balance:	06/01/22		\$436,127.50
Deposits and Credits:			\$7,888.53
Checks and Charges:			(\$396,706.26)
Adjustments:			\$0.00
Ending Balance Per Reconciliation:			\$47,309.77
Ending Balance Per Bank Statement:	06/30/22		\$47,309.77
* Outstanding Deposits and Credits:	06/30/22		\$0.00
* Outstanding Checks and Charges:	06/30/22		\$0.00
Ending Book Balance:			\$47,309.77

Chino Valley Fire District
BR Checks and Charges Cleared
For the Bank Statement ending: 6/30/22

BDS Yavapai County Treasurer Bond Debt Service 6-65640-7000

Date	Document	Description	Module	Company	Amount
06/30/22	Cash With Yav Cty	BDS Principle & Interest Pmt -	GL	CHINOV	\$396,706.25
06/30/22	Cash With Yav Cty	BDS Tax Roll Corrections - Jun	GL	CHINOV	\$0.01
TOTAL CHECKS AND CHARGES CLEARED:					\$396,706.26

Chino Valley Fire District
BR Checks and Charges Outstanding
For the Bank Statement ending:

<u>Date</u>	<u>Document</u>	<u>Description</u>	<u>Module</u>	<u>Company</u>	<u>Amount</u>
-------------	-----------------	--------------------	---------------	----------------	---------------

TOTAL CHECKS AND CHARGES OUTSTANDING:

Chino Valley Fire District
BR Deposits and Credits Cleared
For the Bank Statement ending: 6/30/22

BDS		Yavapai County Treasurer		Bond Debt Service		6-65640-7000	
Date	Document	Description	Module	Company	Amount		
06/30/22	Cash With Yav Cty	BDS Tax & Interest Rev - June,	GL	CHINOV	\$7,888.53		
TOTAL DEPOSITS AND CREDITS CLEARED:						\$7,888.53	

Chino Valley Fire District
BR Deposits and Credits Outstanding
For the Bank Statement ending:

Date	Document	Description	Module	Company	Amount
------	----------	-------------	--------	---------	--------

TOTAL DEPOSITS AND CREDITS OUTSTANDING:

Chino Valley Fire District
Bank Reconciliation Register

Document Number	Date	BR Status	Void?	Description	Date Cleared	Amount
-----------------	------	-----------	-------	-------------	--------------	--------

MODULE: JOURNAL ENTRIES FROM GENERAL LEDGER

BANK CONTROL ID: BDS - YAVAPAI COUNTY TREASURER

Cash With Yav Cty	06/30/22	Marked	No	BDS Principle & Interest Pmt -	07/12/22	\$396,706.25
Cash With Yav Cty	06/30/22	Marked	No	BDS Tax & Interest Rev - June,	07/12/22	\$7,888.53
Cash With Yav Cty	06/30/22	Marked	No	BDS Tax Roll Corrections - Jun	07/12/22	\$0.01

SUB TOTAL FOR BANK:	\$404,594.79
---------------------	--------------

TOTAL FOR MODULE:	\$404,594.79
-------------------	--------------

Chino Valley Fire District
BR Adjustments Report
For the Bank Statement ending:

Date	Document	Description	GL Account	Offset Amt	Adj. Amt
------	----------	-------------	------------	------------	----------

DOCUMENT:

ADJUSTMENT DOCUMENT " TOTAL:

TOTAL FOR ALL ADJUSTMENTS:

7/12/22
7:14:52 PM

Chino Valley Fire District
Income Statement
(Original Budget to Actual Comparison)
For the period of 6/1/2022 Through 6/30/2022

Fund: (40) Bond Service Fund

	Account	Actual	Current Period Budget	Variance	%	Actual	Year To Date Budget	Variance	%
<u>Revenues</u>									
Real Estate Tax	40420000002	\$6,722.83	\$0.00	\$6,722.83	0.0%	\$412,769.61	\$0.00	\$412,769.61	0.0%
Personal Tax Revenue	40420500000	818.23	0.00	818.23	0.0	10,513.99	0.00	10,513.99	0.0
Net Revenues		\$7,541.06	\$0.00	\$7,541.06	0.0 %	\$423,283.60	\$0.00	\$423,283.60	0.0 %
Income (Loss) from Operations		\$7,541.06	\$0.00	\$7,541.06	0.0%	\$423,283.60	\$0.00	\$423,283.60	0.0%
<u>Other Income (Expense)</u>									
Bond Debt Service Interest Revenue	40430000000	\$347.47	\$0.00	\$347.47	0.0%	\$754.64	\$0.00	\$754.64	0.0%
Bond Debt Service Principle Payment	40600000000	(350,000.00)	0.00	(350,000.00)	0.0	(350,000.00)	0.00	(350,000.00)	0.0
Bond Debt Service Interest Expense	40610000000	(46,706.26)	0.00	(46,706.26)	0.0	(93,413.91)	0.00	(93,413.91)	0.0
Total Other Income (Expense)		\$(396,358.79)	\$0.00	\$(396,358.79)	0.0 %	\$(442,659.27)	\$0.00	\$(442,659.27)	0.0 %
Net Income (Loss)		\$(388,817.73)	\$0.00	\$(388,817.73)	0.0%	\$(19,375.67)	\$0.00	\$(19,375.67)	0.0%

7/12/22
7:14:54 PM

Chino Valley Fire District

Balance Sheet

As of 6/30/2022

Fund: (40) Bond Service Fund

Account: (1105) Not Defined

Assets

Current Assets

Bond Debt Service	\$47,309.77	
Total Current Assets		\$47,309.77
Total Assets		\$47,309.77
Total Liabilities and Net Assets		\$0.00

Chino Valley Fire District
GL Account Ledger - Detail By Period
6/1/2022 through 6/30/2022

Batch	Journal	Entry #	Date	Job	Document	Description	Debits	Credits	Balance
40.1105.0.0.000			BOND DEBT SERVICE						\$436,127.50
2251	GJ	143971	06/30/22		Cash With Yav Cty	BDS Principle & Interest Pmt - July, 2022	-	396,706.25	39,421.25
2254	GJ	143979	06/30/22		Cash With Yav Cty	BDS Tax & Interest Rev - June, 2022	7,888.53	-	47,309.78
2255	GJ	143984	06/30/22		Cash With Yav Cty	BDS Tax Roll Corrections - June, 2022	-	0.01	47,309.77
BOND DEBT SERVICE TOTALS:							\$7,888.53	\$396,706.26	\$47,309.77
TOTAL OF LEDGER:							\$7,888.53	\$396,706.26	\$47,309.77

Chino Valley Fire District
GL Trial Balance Worksheet
For The Period of 6/1/2022 through 6/30/2022

Account	Description	Balances				Adjustments
		Beginning	Debits	Credits	Ending	
40.1105.0.0.000	Bond Debt Service	\$436,127.50	\$7,888.53	\$396,706.26	\$47,309.77	
TOTALS:		<u>\$436,127.50</u>	<u>\$7,888.53</u>	<u>\$396,706.26</u>	<u>\$47,309.77</u>	

CHINO VALLEY FIRE DISTRICT
GENERAL FUND - CHECK RECONCILIATION JULY 2022

Reconciliation:

Beginning Balance:	\$	196,165.28
Deposits:	\$	31,406.17
Transfer Out - Fire Authority:	\$	(93,159.25)
Interest Paid on Tax Roll Correct:	\$	(0.66)
Adjustment:	\$	-
Reversing Entry:	\$	-
Disbursements:	\$	-
Ending Balance:	\$	134,411.54

Difference Between Balances: \$ -

Bank Statement Balance:

Balance Per Bank:	\$	134,411.54
Outstanding Checks:	\$	-
Outstanding Deposits:	\$	-

Ending Balance: \$ 134,411.54

G/L Ending Balance: \$ 134,411.54

\$ 134,411.54

Deposits Per Bank Statement:

Real Estate Taxes:	\$	25,249.00
Personal Property Taxes:	\$	4,146.65
Fire District Assistance Tax:	\$	2,010.52
Fire District Deposit:	\$	-
Transfer Out-Fire Authority:	\$	93,159.25
ADOT & Fish and Game In Lieu:	\$	-
Interest Paid - Tax Roll Corrections	\$	0.66
Adjustment:	\$	-
Interest Income:	\$	-

Ending Balance: \$ 124,566.08

Bank Reconciliation Register:

Checks From Accounts Payable:	\$	-
Journal Entries From General Ledger:		0.66
Total Checks:	\$	0.66

Deposits From Accounts Receivable:	\$	-
Journal Entries From General Ledger:	\$	124,565.42

Ending Balance: \$ 124,566.08

Reconciliation Approved By:

Scott Freitag

Digitally signed by Scott Freitag
Date: 2022.08.15 14:25:38 -07'00'

Scott Freitag, Fire Chief

Reconciliation Reviewed By:

Dave Tharp

Digitally signed by Dave Tharp
Date: 2022.08.11 08:51:58
-07'00'

David Tharp, Assistant Chief of Administration

Reconciliation Prepared By:

Karen Mauldin

Digitally signed by Karen Mauldin
Date: 2022.08.10 09:48:26 -07'00'

Karen Mauldin, Finance Manager

CHINO VALLEY FIRE DISTRICT
General Fund Tax Collection Information

Total Levy Month	FY 16-17 \$3,547,699 Collected	FY 17-18 \$3,707,996 Collected	FY 18-19 \$3,926,501 Collected	FY 19-20 \$4,190,442 Collected	FY 20-21 \$4,497,237 Collected	FY 21-22 \$4,833,636 Collected	FY 22-23 \$5,218,024 Collected
July	\$10,160	\$24,936	\$21,890	\$14,597	\$42,316	\$26,983	\$29,396
%	0.286%	0.672%	0.557%	0.348%	0.941%	0.558%	0.563%
% To Date	0.2864%	0.6725%	0.5575%	0.3483%	0.9409%	0.5582%	0.5633%
August	\$18,803	\$10,622	\$12,226	\$10,746	\$15,526	\$11,257	\$0
%	0.530%	0.286%	0.311%	0.256%	0.345%	0.233%	0.000%
% To Date	0.8164%	0.9590%	0.8688%	0.6048%	1.2862%	0.7911%	0.5633%
September	\$182,315	\$178,141	\$25,209	\$30,894	\$8,143	\$54,439	\$0
%	5.139%	4.804%	0.642%	0.737%	0.181%	1.126%	0.000%
% To Date	5.9553%	5.7632%	1.5109%	1.3420%	1.4673%	1.9174%	0.5633%
October	\$834,512	\$1,503,325	\$1,610,381	\$1,807,742	\$1,780,309	\$1,962,817	\$0
%	23.523%	40.543%	41.013%	43.140%	39.587%	40.607%	0.000%
% To Date	29.4779%	46.3060%	42.5240%	44.4817%	41.0540%	42.5249%	0.5633%
November	\$866,615	\$290,266	\$498,787	\$373,908	\$508,805	\$535,270	\$0
%	24.428%	7.828%	12.703%	8.923%	11.314%	11.074%	0.000%
% To Date	53.9055%	54.1341%	55.2271%	53.4046%	52.3677%	53.5987%	0.5633%
December	\$227,672	\$223,661	\$236,727	\$286,760	\$399,155	\$365,096	\$0
%	6.4175%	6.0319%	6.0289%	6.8432%	8.8756%	7.5532%	0.0000%
% To Date	60.3229%	60.1659%	61.2560%	60.2478%	61.2433%	61.1520%	0.5633%
January	\$89,048	\$153,278	\$117,994	\$115,429	\$118,322	\$183,242	\$0
%	2.5100%	4.1337%	3.0051%	2.7546%	2.6310%	3.7910%	0.0000%
% To Date	62.8330%	64.2997%	64.2611%	63.0023%	63.8742%	64.9429%	0.5633%
February	\$94,094	\$95,262	\$54,476	\$104,991	\$88,422	\$74,113	\$0
%	2.6523%	2.5691%	1.3874%	2.5055%	1.9661%	1.5333%	0.0000%
% To Date	65.4852%	66.8688%	65.6485%	65.5078%	65.8404%	66.4762%	0.5633%
March	\$141,015	\$127,298	\$138,910	\$142,182	\$143,500	\$112,700	\$0
%	3.9748%	3.4331%	3.5377%	3.3930%	3.1908%	2.3316%	0.0000%
% To Date	69.4600%	70.3018%	69.1863%	68.9008%	69.0312%	68.8078%	0.5633%
April	\$821,855	\$794,289	\$955,634	\$983,917	\$1,082,230	\$1,188,626	\$0
%	23.1659%	21.4210%	24.3380%	23.4800%	24.0643%	24.5907%	0.0000%
% To Date	92.6259%	91.7228%	93.5243%	92.3809%	93.0956%	93.3985%	0.5633%
May	\$195,151	\$238,700	\$189,925	\$206,496	\$202,990	\$226,873	\$0
%	5.5008%	6.4374%	4.8370%	4.9278%	4.5137%	4.6936%	0.0000%
% To Date	98.1267%	98.1602%	98.3613%	97.3086%	97.6092%	98.0921%	0.5633%
June	\$66,097	\$80,520	\$84,895	\$49,679	\$87,815	\$85,664	\$0
%	1.8631%	2.1715%	2.1621%	1.1855%	1.9527%	1.7723%	0.0000%
% To Date	99.9898%	100.3318%	100.5234%	98.4942%	99.5619%	99.8644%	0.5633%
TOTALS	\$3,547,337	\$3,720,297	\$3,947,053	\$4,127,341	\$4,477,533	\$4,827,080	\$29,396
Delinquency	0.0102%	-0.3318%	-0.5234%	1.5058%	0.4381%	0.1356%	99.4367%

CHINO VALLEY FIRE DISTRICT
FDAT Collection Information

Total Levy Month	FY 16-17 \$313,900 Collected	FY 17-18 \$333,290 Collected	FY 18-19 \$333,290 Collected	FY 19-20 \$366,547 Collected	FY 20-21 \$400,000 Collected	FY 21-22 \$400,000 Collected	FY 22-23 \$400,000 Collected
July	\$1,423	\$1,630	\$1,238	\$1,475	\$2,769	\$1,871	\$2,011
%	0.453%	0.489%	0.371%	0.403%	0.692%	0.468%	0.503%
% To Date	0.4533%	0.4891%	0.3715%	0.4025%	0.6923%	0.4677%	0.5026%
August	\$661	\$554	\$707	\$653	\$662	\$1,498	\$0
%	0.211%	0.166%	0.212%	0.178%	0.166%	0.375%	0.000%
% To Date	0.6638%	0.6553%	0.5835%	0.5806%	0.8579%	0.8422%	0.5026%
September	\$8,777	\$12,654	\$3,182	\$1,853	\$879	\$4,669	\$0
%	2.796%	3.797%	0.955%	0.505%	0.220%	1.167%	0.000%
% To Date	3.4600%	4.4520%	1.5382%	1.0861%	1.0777%	2.0095%	0.5026%
October	\$86,411	\$93,081	\$139,813	\$107,270	\$160,480	\$159,909	\$0
%	27.528%	27.928%	41.949%	29.265%	40.120%	39.977%	0.000%
% To Date	30.9881%	32.3799%	43.4877%	30.3510%	41.1979%	41.9866%	0.5026%
November	\$75,219	\$74,651	\$59,861	\$30,666	\$48,339	\$52,249	\$0
%	23.9628%	22.3983%	17.9606%	8.3663%	12.0848%	13.0622%	0.0000%
% To Date	54.9510%	54.7782%	61.4483%	38.7172%	53.2826%	55.0488%	0.5026%
December	\$24,923	\$21,663	\$25,413	\$112,035	\$39,219	\$35,029	\$0
%	7.9398%	6.4997%	7.6250%	30.5650%	9.8048%	8.7572%	0.0000%
% To Date	62.8907%	61.2779%	69.0733%	69.2822%	63.0874%	63.8060%	0.5026%
January	\$11,762	\$16,138	\$11,149	\$11,446	\$12,625	\$15,294	\$0
%	3.7471%	4.8420%	3.3450%	3.1227%	3.1562%	3.8235%	0.0000%
% To Date	66.6378%	66.1199%	72.4183%	72.4049%	66.2436%	67.6294%	0.5026%
February	\$8,291	\$8,056	\$7,409	\$10,419	\$6,657	\$5,785	\$0
%	2.641%	2.417%	2.223%	2.842%	1.664%	1.446%	0.000%
% To Date	69.2790%	68.5368%	74.6413%	75.2473%	67.9079%	69.0756%	0.5026%
March	\$12,638	\$12,174	\$13,713	\$13,361	\$10,897	\$8,259	\$0
%	4.0263%	3.6528%	4.1143%	3.6452%	2.7242%	2.0646%	0.0000%
% To Date	73.3052%	72.1897%	78.7556%	78.8925%	70.6320%	71.1403%	0.5026%
April	\$62,586	\$63,209	\$79,859	\$85,315	\$88,842	\$89,498	\$0
%	19.9382%	18.9651%	23.9607%	23.2754%	22.2104%	22.3745%	0.0000%
% To Date	93.2434%	91.1548%	102.7164%	102.1679%	92.8424%	93.5148%	0.5026%
May	\$23,662	\$23,731	\$18,881	\$21,832	\$19,620	\$19,623	\$0
%	7.5381%	7.1201%	5.6650%	5.9561%	4.9050%	4.9058%	0.0000%
% To Date	100.7815%	98.2749%	108.3813%	108.1240%	97.7475%	98.4206%	0.5026%
June	\$4,682	\$5,094	\$5,726	\$4,474	\$6,987	\$6,978	\$0
%	1.4917%	1.5285%	1.7181%	1.2206%	1.7468%	1.7445%	0.0000%
% To Date	102.2732%	99.8034%	110.0995%	109.3446%	99.4943%	100.1651%	0.5026%
TOTALS	\$321,035	\$332,635	\$366,951	\$400,799	\$397,977	\$400,660	\$2,011
Delinquency	-2.2732%	0.1966%	-10.0995%	-9.3446%	0.5057%	-0.1651%	99.4974%

100.0000% 100.0000% 100.0000% 100.0000% 100.0000% 100.0000% 100.0000%



2022 - 2023 Cash Flow by Month : JULY

	Actual	Projected										
	July	Aug.	Sept.	Oct.	Nov.	Dec.	Jan.	Feb.	March	April	May	June
Revenues:												
Taxes	29,396	434,835	434,835	434,835	434,835	434,835	434,835	434,835	434,835	434,835	434,835	434,835
FDAT	2,011	33,333	33,333	33,333	33,333	33,333	33,333	33,333	33,333	33,333	33,333	33,333
Interest Income	-	-	-	-	-	-	-	-	-	-	-	-
Other Income	-	167	167	167	167	167	167	167	167	167	167	167
RevenueTotals:	31,406	468,335	468,335	468,335	468,335	468,335	468,335	468,335	468,335	468,335	468,335	468,335
Expenditures:												
Finance, Election	-	3,708	3,708	3,708	3,708	3,708	3,708	3,708	3,708	3,708	3,708	3,708
Legal, Fire Board Expenses												
Contingency	-	1,667	1,667	1,667	1,667	1,667	1,667	1,667	1,667	1,667	1,667	1,667
Fire Authority Funding	93,159	464,627	464,627	464,627	464,627	464,627	464,627	464,627	464,627	464,627	464,627	464,627
Miscellaneous	1	-	-	-	-	-	-	-	-	-	-	-
ExpenditureTotals:	93,160	470,002	470,002	470,002	470,002	470,002	470,002	470,002	470,002	470,002	470,002	470,002

Monthly Net Cash (61,754)

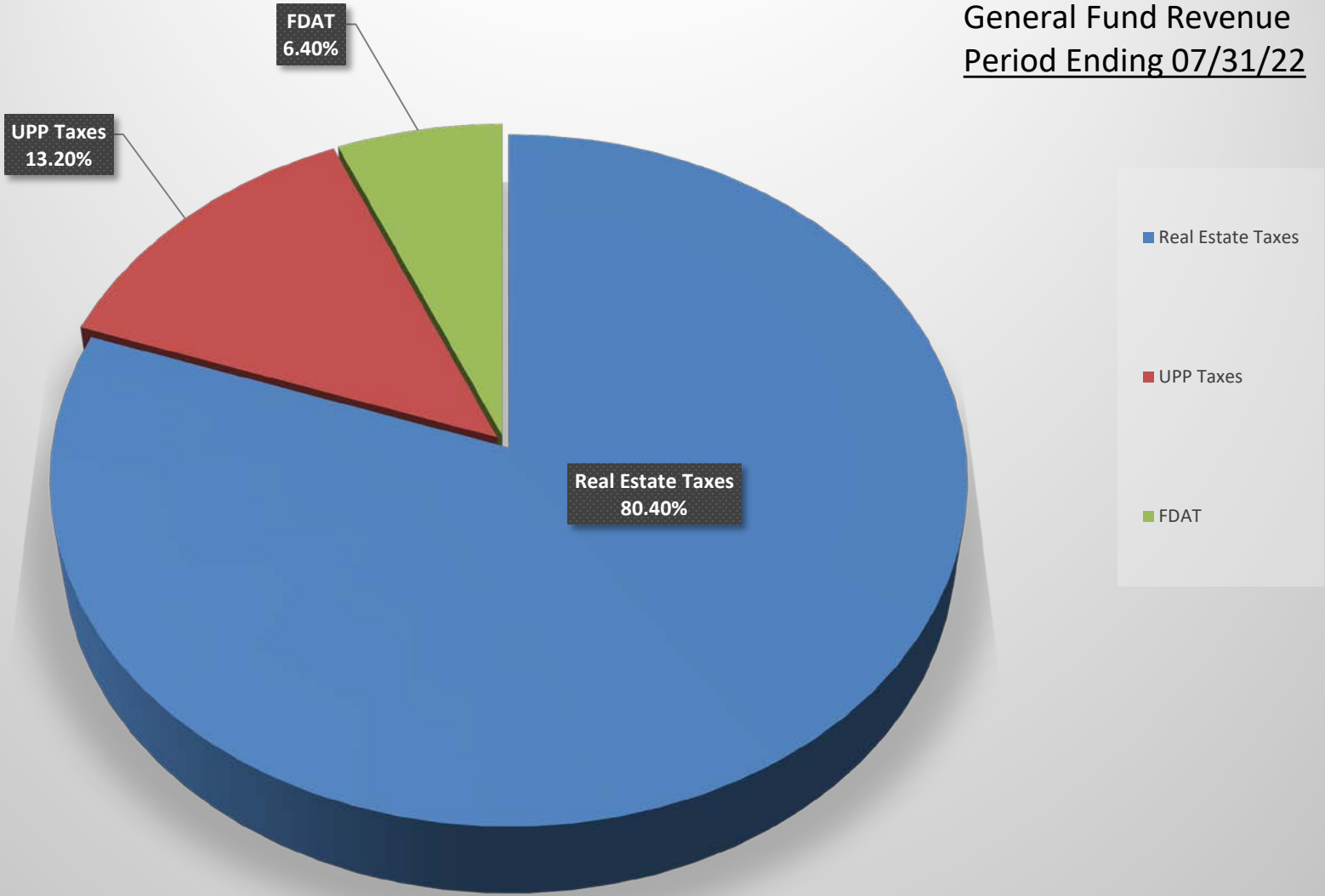
Cumulative Net Cash (41,754)

Cash Balance 20,000
(Carryover)

**CHINO VALLEY FIRE DISTRICT
REVENUE GRAPH DATA**

	Revenue	Budget	%
Real Estate Taxes	\$ 25,249	\$ 5,218,024	80.40
UPP Taxes	\$ 4,147	\$ -	13.20
FDAT	\$ 2,011	\$ 400,000	6.40
Interest Income	\$ -	\$ -	0.00
Other Income	\$ -	\$ 2,000	0.00
TOTALS:	\$ 31,406	\$ 5,620,024	100.00

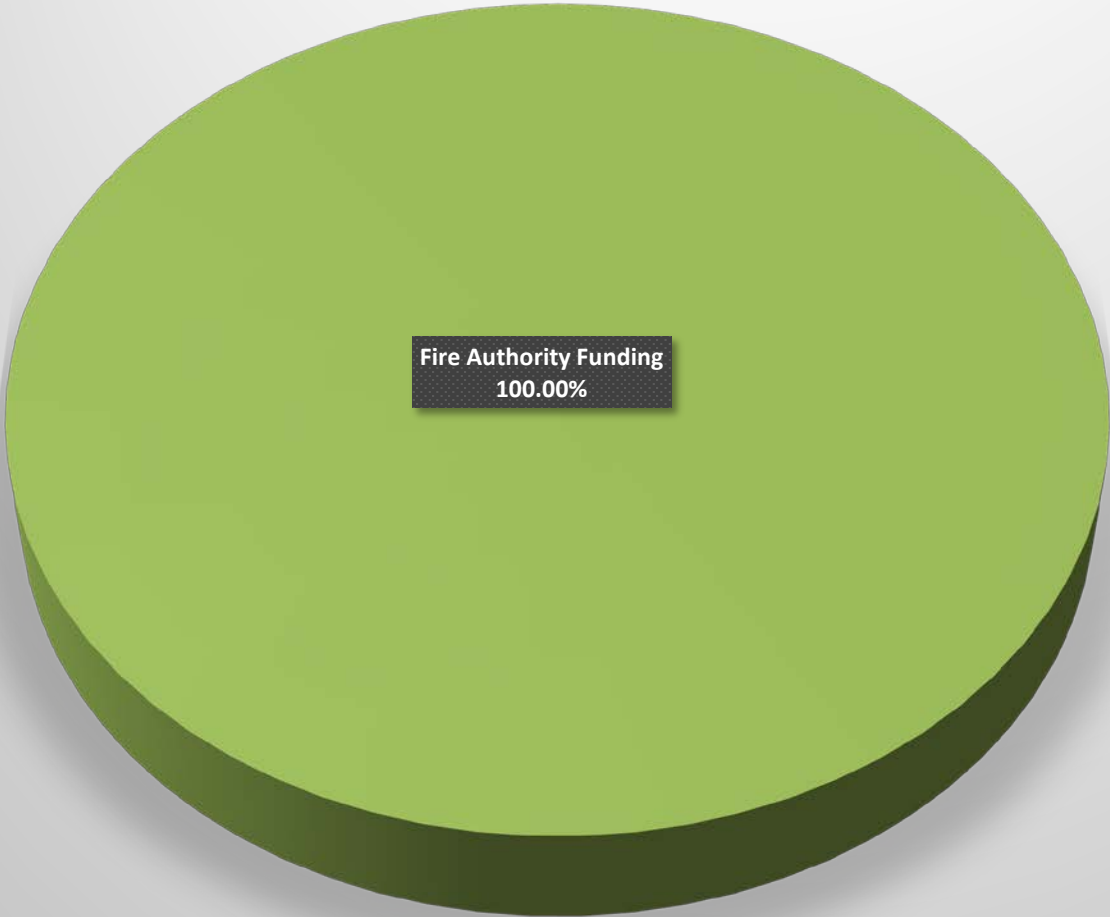
Chino Valley Fire District
FY 2022 - 2023
General Fund Revenue
Period Ending 07/31/22



**CHINO VALLEY FIRE DISTRICT
EXPENSE GRAPH DATA**

	Revenue	Budget	%
Fire Board, Legal, Finance, Other	\$ -	\$ 44,500	-
Miscellaneous	\$ 1	\$ -	0.00
Fire Authority Funding	\$ 93,159	\$ 5,575,524	100.00
TOTALS:	\$ 93,160	\$ 5,620,024	100.00

Chino Valley Fire District
FY 2022 - 2023
General Fund Expenditures
Period Ending 07/31/22



■ Fire Authority Funding

CHINO VALLEY FIRE DISTRICT
GENERAL FUND - JULY, 2022

Real Estate Taxes:	\$	25,249.00
UPP Taxes:	\$	4,146.65
FDAT:	\$	2,010.52
Interest Received:	\$	-
Other:	\$	-

TOTAL:	\$	31,406.17
---------------	-----------	------------------

Transferred to CAFMA:	\$	93,159.25
------------------------------	-----------	------------------



Yavapai County Treasurer

Monthly Statement

Date Range: 7/1/2022 to 7/31/2022

Chino Valley Fire Dist GF
Fund: 6065540000



Yavapai County Treasurer

Monthly Statement

Date Range: 7/1/2022 to 7/31/2022

Account	Period	YTD		
6065540000	Chino Valley Fire Dist GF			
Begin Balance:	196,165.28	196,165.28		
Income:	31,406.17	31,406.17		
LOC Advance:	.00	.00		
Expense:	(93,159.91)	(93,159.91)	LOC:	.00
LOC Payments:	.00	.00	Warrants Outstanding:	.00
Cash Balance:	134,411.54	134,411.54	End:	134,411.54

Monthly Statement Summary

Source Code	Description		MTDAmount	YTDAmount
6065540000	Chino Valley Fire Dist GF	Beginning Balance:	196,165.28	196,165.28
11100.2021	2021 Real Estate Taxes		25,249.00	25,249.00
12100.2010	2010 Personal Property Taxes		2.33	2.33
12100.2017	2017 Personal Property Taxes		8.59	8.59
12100.2018	2018 Personal Property Taxes		114.61	114.61
12100.2019	2019 Personal Property Taxes		152.50	152.50
12100.2020	2020 Personal Property Taxes		650.08	650.08
12100.2021	2021 Personal Property Taxes		3,218.54	3,218.54
37150.0	FDAT Distributions		2,010.52	2,010.52
90002.0	Interest Pd on Tax Roll Corrections		(.66)	(.66)
91702.0	Transfer out		(93,159.25)	(93,159.25)
	Ending Balance:		134,411.54	134,411.54

Monthly Statement Detail

Date	Notes	Doc #	Amount	C/D
6065540000	Chino Valley Fire Dist GF		Beginning Balance: 196,165.28	
11100.2021	2021 Real Estate Taxes		Source Code Total: 25,249.00	
07/01	Tax Distribution	0	2,257.65	C
07/01	Tax Distribution	0	113.21	C
07/05	Tax Distribution	0	209.33	C
07/05	Tax Distribution	0	2,362.10	C
07/06	Tax Distribution	0	879.13	C
07/06	Tax Distribution	0	3,041.29	C
07/06	Tax Distribution	0	608.37	C
07/07	Tax Distribution	0	359.99	C
07/07	Tax Distribution	0	1,414.50	C
07/07	Tax Distribution	0	428.79	C
07/08	Tax Distribution	0	1,708.39	C
07/08	Tax Distribution	0	321.47	C
07/11	Tax Distribution	0	369.37	C
07/11	Tax Distribution	0	1,326.86	C



Yavapai County Treasurer

Monthly Statement

Date Range: 7/1/2022 to 7/31/2022

07/12	Tax Distribution	0	249.87	C
07/12	Tax Distribution	0	96.02	C
07/12	Tax Distribution	0	624.80	C
07/13	Tax Distribution	0	99.64	C
07/13	Tax Distribution	0	381.89	C
07/14	Tax Distribution	0	325.21	C
07/15	Tax Distribution	0	264.29	C
07/15	Tax Distribution	0	2,148.90	C
07/18	Tax Distribution	0	234.70	C
07/18	Tax Distribution	0	171.54	C
07/19	Tax Distribution	0	73.66	C
07/20	Tax Distribution	0	1,188.59	C
07/20	Tax Distribution	0	157.26	C
07/21	Tax Distribution	0	134.51	C
07/21	Tax Distribution	0	180.96	C
07/22	Tax Distribution	0	129.41	C
07/22	Tax Distribution	0	157.15	C
07/25	Tax Distribution	0	307.73	C
07/25	Tax Distribution	0	209.33	C
07/26	Tax Distribution	0	731.17	C
07/26	Tax Distribution	0	614.12	C
07/27	Tax Distribution	0	635.62	C
07/27	Tax Distribution	0	66.38	C
07/28	Tax Distribution	0	224.95	C
07/29	Tax Distribution	0	440.85	C
12100.2010 2010 Personal Property Taxes			Source Code Total: 2.33	
07/06	Tax Distribution	0	2.33	C
12100.2017 2017 Personal Property Taxes			Source Code Total: 8.59	
07/06	Tax Distribution	0	8.59	C
12100.2018 2018 Personal Property Taxes			Source Code Total: 114.61	
07/11	Tax Distribution	0	19.98	C
07/15	Tax Distribution	0	94.63	C
12100.2019 2019 Personal Property Taxes			Source Code Total: 152.50	
07/07	Tax Distribution	0	37.93	C
07/15	Tax Distribution	0	94.83	C
07/26	Tax Distribution	0	9.17	C
07/26	Tax Distribution	0	10.57	C
12100.2020 2020 Personal Property Taxes			Source Code Total: 650.08	
07/01	Tax Distribution	0	28.79	C
07/05	Tax Distribution	0	7.99	C
07/07	Tax Distribution	0	434.53	C
07/08	Tax Distribution	0	18.58	C
07/15	Tax Distribution	0	(4.87)	C



Yavapai County Treasurer

Monthly Statement

Date Range: 7/1/2022 to 7/31/2022

07/15	Tax Distribution	0	93.72	C
07/25	Tax Distribution	0	51.61	C
07/26	Tax Distribution	0	9.16	C
07/26	Tax Distribution	0	10.57	C
12100.2021 2021 Personal Property Taxes			Source Code Total: 3,218.54	
07/01	Tax Distribution	0	729.90	C
07/05	Tax Distribution	0	186.80	C
07/05	Tax Distribution	0	12.86	C
07/06	Tax Distribution	0	647.33	C
07/07	Tax Distribution	0	739.33	C
07/08	Tax Distribution	0	27.17	C
07/08	Tax Distribution	0	92.35	C
07/11	Tax Distribution	0	42.68	C
07/14	Tax Distribution	0	168.87	C
07/15	Tax Distribution	0	(41.60)	C
07/15	Tax Distribution	0	92.59	C
07/19	Tax Distribution	0	134.73	C
07/25	Tax Distribution	0	50.66	C
07/26	Tax Distribution	0	9.18	C
07/26	Tax Distribution	0	325.69	C
37150.0 FDAT Distributions			Source Code Total: 2,010.52	
07/01	Fire Dist Assistance Tax 0.142976	0	265.63	C
07/05	Fire Dist Assistance Tax 0.142976	0	154.60	C
07/06	Fire Dist Assistance Tax 0.142976	0	301.53	C
07/07	Fire Dist Assistance Tax 0.142976	0	70.49	C
07/08	Fire Dist Assistance Tax 0.142976	0	191.72	C
07/11	Fire Dist Assistance Tax 0.142976	0	170.83	C
07/12	Fire Dist Assistance Tax 0.142976	0	52.86	C
07/13	Fire Dist Assistance Tax 0.142976	0	50.42	C
07/14	Fire Dist Assistance Tax 0.142976	0	45.09	C
07/15	Fire Dist Assistance Tax 0.142976	0	52.58	C
07/18	Fire Dist Assistance Tax 0.142976	0	65.10	C
07/19	Fire Dist Assistance Tax 0.142976	0	39.65	C
07/20	Fire Dist Assistance Tax 0.142976	0	187.90	C
07/21	Fire Dist Assistance Tax 0.142976	0	37.09	C
07/22	Fire Dist Assistance Tax 0.142976	0	25.74	C
07/25	Fire Dist Assistance Tax 0.142976	0	60.55	C
07/26	Fire Dist Assistance Tax 0.142976	0	54.75	C
07/27	Fire Dist Assistance Tax 0.142976	0	47.29	C
07/28	Fire Dist Assistance Tax 0.142976	0	87.76	C
07/29	Fire Dist Assistance Tax 0.142976	0	48.94	C
90002.0 Interest Pd on Tax Roll Corrections			Source Code Total: (.66)	
07/15	81986 200-02-10011 2020 Adjustment/Corr Refund	81986	(.66)	D



Yavapai County Treasurer

Monthly Statement

Date Range: 7/1/2022 to 7/31/2022

91702.0 Transfer out			Source Code Total: (93,159.25)	
07/27	Transfer Request per KM	0	(93,159.25)	D
6065540000 Chino Valley Fire Dist GF			Ending Balance: 134,411.54	

Chino Valley Fire District
Bank Reconciliation Summary
For the Bank Statement ending: 7/31/2022

BANK CONTROL ID: GEN - GENERAL FUND		DESC: GENERAL FUND	ACCOUNT NO: 0000000000000000
Beginning Balance:	07/01/22		\$196,165.28
Deposits and Credits:			\$31,406.17
Checks and Charges:			(\$93,159.91)
Adjustments:			\$0.00
Ending Balance Per Reconciliation:			\$134,411.54
Ending Balance Per Bank Statement:	07/31/22		\$134,411.54
* Outstanding Deposits and Credits:	07/31/22		\$0.00
* Outstanding Checks and Charges:	07/31/22		\$0.00
Ending Book Balance:			\$134,411.54

Chino Valley Fire District
BR Checks and Charges Cleared
For the Bank Statement ending: 7/31/22

GEN		General Fund		General Fund		0000000000000000
Date	Document	Description	Module	Company	Amount	
07/31/22	Cash With Yav Cty	Fire Authority Funding - June,	GL	CHINOV	\$93,159.25	
07/31/22	Cash With Yav Cty	GF Tax Roll Corrections - July	GL	CHINOV	\$0.66	
TOTAL CHECKS AND CHARGES CLEARED:					\$93,159.91	

Chino Valley Fire District
BR Checks and Charges Outstanding
For the Bank Statement ending:

<u>Date</u>	<u>Document</u>	<u>Description</u>	<u>Module</u>	<u>Company</u>	<u>Amount</u>
-------------	-----------------	--------------------	---------------	----------------	---------------

TOTAL CHECKS AND CHARGES OUTSTANDING:

Chino Valley Fire District
BR Deposits and Credits Cleared
For the Bank Statement ending: 7/31/22

GEN		General Fund			0000000000000000
Date	Document	Description	Module	Company	Amount
07/31/22	Cash With Yav Cty	GF Tax Revenue - July, 2022	GL	CHINOV	\$31,406.17
TOTAL DEPOSITS AND CREDITS CLEARED:					\$31,406.17

Chino Valley Fire District
BR Deposits and Credits Outstanding
For the Bank Statement ending:

Date	Document	Description	Module	Company	Amount
------	----------	-------------	--------	---------	--------

TOTAL DEPOSITS AND CREDITS OUTSTANDING:

Chino Valley Fire District
Bank Reconciliation Register

Document Number	Date	BR Status	Void?	Description	Date Cleared	Amount
-----------------	------	-----------	-------	-------------	--------------	--------

MODULE: JOURNAL ENTRIES FROM GENERAL LEDGER

BANK CONTROL ID: GEN - GENERAL FUND						
Cash With Yav Cty	07/31/22	Marked	No	Fire Authority Funding - June,	08/10/22	\$93,159.25
Cash With Yav Cty	07/31/22	Marked	No	GF Tax Revenue - July, 2022	08/10/22	\$31,406.17
Cash With Yav Cty	07/31/22	Marked	No	GF Tax Roll Corrections - July	08/10/22	\$0.66
SUB TOTAL FOR BANK:						\$124,566.08
TOTAL FOR MODULE:						\$124,566.08

Chino Valley Fire District
BR Adjustments Report
For the Bank Statement ending:

Date	Document	Description	GL Account	Offset Amt	Adj. Amt
------	----------	-------------	------------	------------	----------

DOCUMENT:

ADJUSTMENT DOCUMENT " TOTAL:

TOTAL FOR ALL ADJUSTMENTS:

8/10/22
9:23:20 AM

Chino Valley Fire District
Income Statement
(Original Budget to Actual Comparison)
For the period of 7/1/2022 Through 7/31/2022

Fund: (10) General Fund

	Account	Actual	Current Period Budget	Variance	%	Actual	Year To Date Budget	Variance	%
<u>Revenues</u>									
Real Estate Tax	10400000000	\$25,249.00	\$5,218,024.00	\$(5,192,775.00)	(99.5)%	\$4,733,843.36	\$5,218,024.00	\$(484,180.64)	(9.3)%
Personal Property Tax	10410000000	4,146.65	0.00	4,146.65	0.0	122,632.73	0.00	122,632.73	0.0
Fire District Assistance Tax	10420000000	2,010.52	400,000.00	(397,989.48)	(99.5)	402,670.91	400,000.00	2,670.91	0.7
Interest Income-General Fund	10490000000	0.00	0.00	0.00	0.0	1,233.70	0.00	1,233.70	0.0
Rebates/Refunds	10500000000	0.00	2,000.00	(2,000.00)	(100.0)	0.00	2,000.00	(2,000.00)	(100.0)
Misc. Revenues	10510000000	0.00	0.00	0.00	0.0	4.38	0.00	4.38	0.0
Net Revenues		\$31,406.17	\$5,620,024.00	\$(5,588,617.83)	(99.4)%	\$5,260,385.08	\$5,620,024.00	\$(359,638.92)	(6.4)%
<u>Program Expenses</u>									
Fire Authority Funding	10670010000	\$93,159.25	\$5,575,524.00	\$5,482,364.75	98.3%	\$5,324,090.85	\$5,575,524.00	\$251,433.15	4.5%
Total Program Expenses		\$93,159.25	\$5,575,524.00	\$5,482,364.75	98.3 %	\$5,324,090.85	\$5,575,524.00	\$251,433.15	4.5 %
<u>Fund Raising Expenses</u>									
Audit & Accounting	10640010000	\$0.00	\$8,000.00	\$8,000.00	100.0%	\$4,000.00	\$8,000.00	\$4,000.00	50.0%
Other Prof Services/Admin	10640510000	0.00	30,500.00	30,500.00	100.0	0.00	30,500.00	30,500.00	100.0
Legal Services - Routine	10641010000	0.00	5,000.00	5,000.00	100.0	1,347.00	5,000.00	3,653.00	73.1
Fire Board Expenses	10644110000	0.00	1,000.00	1,000.00	100.0	551.06	1,000.00	448.94	44.9
Misc/Admin	10661010000	0.66	0.00	(0.66)	0.0	15.84	0.00	(15.84)	0.0
Contingency Expense - Current	10780130000	0.00	20,000.00	20,000.00	100.0	0.00	20,000.00	20,000.00	100.0
Total Fund Raising Expenses		\$0.66	\$64,500.00	\$64,499.34	100.0 %	\$5,913.90	\$64,500.00	\$58,586.10	90.8 %
Total Expenses		\$93,159.91	\$5,640,024.00	\$5,546,864.09	98.3%	\$5,330,004.75	\$5,640,024.00	\$310,019.25	5.5%
Net Income (Loss)		\$(61,753.74)	\$(20,000.00)	\$(41,753.74)	(208.8)%	\$(69,619.67)	\$(20,000.00)	\$(49,619.67)	(248.1)%

8/10/22
9:23:23 AM

Chino Valley Fire District

Balance Sheet

As of 7/31/2022

Fund: (10) General Fund

Assets

Current Assets

Cash with Yavapai County	\$134,411.54	
Taxes Receivable	134,851.50	
Total Current Assets		\$269,263.04
Total Assets		\$269,263.04

Liabilities and Net Assets

Current Liabilities

Accounts Payable	\$270.00	
Deferred Compensation (Prop Tax)	96,636.35	
Total Current Liabilities		\$96,906.35
Total Liabilities		\$96,906.35

Net Assets

Fund Balance	\$241,976.93	
Current Year Net Assets	(69,619.67)	
Total Net Assets		172,357.26
Total Liabilities and Net Assets		\$269,263.61

Chino Valley Fire District
GL Account Ledger - Detail By Period
7/1/2022 through 7/31/2022

Batch	Journal	Entry #	Date	Job	Document	Description	Debits	Credits	Balance
10.1100.0.0.000			CASH WITH YAVAPAI COUNTY						\$196,165.28
2256	GJ	143986	07/31/22		Cash With Yav Cty	Fire Authority Funding - June, 2022	-	93,159.25	103,006.03
2257	GJ	143987	07/31/22		Cash With Yav Cty	GF Tax Revenue - July, 2022	31,406.17	-	134,412.20
2258	GJ	143992	07/31/22		Cash With Yav Cty	GF Tax Roll Corrections - July, 2022	-	0.66	134,411.54
CASH WITH YAVAPAI COUNTY TOTALS:							\$31,406.17	\$93,159.91	\$134,411.54
TOTAL OF LEDGER:							\$31,406.17	\$93,159.91	\$134,411.54

Chino Valley Fire District
GL Trial Balance Worksheet
For The Period of 7/1/2022 through 7/31/2022

Account	Description	Balances				Adjustments
		Beginning	Debits	Credits	Ending	
10.1100.0.0.000	Cash with Yavapai County	\$196,165.28	\$31,406.17	\$93,159.91	\$134,411.54	
TOTALS:		<u>\$196,165.28</u>	<u>\$31,406.17</u>	<u>\$93,159.91</u>	<u>\$134,411.54</u>	

CHINO VALLEY FIRE DISTRICT
BOND DEBT SERVICE ACCOUNT: 6-65640-7000
BANK RECONCILIATION JULY 2022

Reconciliation:		
Beginning Balance (CVFD):	\$	47,309.77
Deposits:	\$	2,581.70
Principal Payments:	\$	-
Interest Income:	\$	-
Interest Payments:	\$	-
Interest Paid on Tax Roll Corrections:	\$	(0.06)
Ending Balance:	\$	49,891.41

Difference Between Balances: \$ -

Deposits Per Bank Statement:		
Fire District Deposits:	\$	-
Real Estate Taxes:	\$	2,211.74
Personal Property Taxes:	\$	369.96
Interest Revenue:	\$	-
Other:		
Ending Balance:	\$	2,581.70

Bank Statement Balance:		
Balance Per Bank:	\$	49,891.41
Outstanding Adjustments:	\$	-

Ending Balance:	\$	49,891.41
-----------------	----	-----------

Reconciliation Approved By:

Scott Freitag

Digitally signed by Scott Freitag
Date: 2022.08.15 14:26:14
-07'00'

Scott Freitag, Fire Chief

Reconciliation Reviewed By:

Dave Tharp

Digitally signed by Dave Tharp
Date: 2022.08.11 08:54:42
-07'00'

David Tharp, Assistant Chief of Administration

Reconciliation Prepared By:

Karen Mauldin

Digitally signed by Karen Mauldin
Date: 2022.08.10 13:09:50 -07'00'

Karen Mauldin, Finance Manager

CHINO VALLEY FIRE DISTRICT
BOND DEBT FUND - JULY, 2022

Real Estate Taxes:	\$	2,211.74
UPP Taxes:	\$	369.96
Interest Received:	\$	-
Other:	\$	-

TOTAL:	\$	2,581.70
--------	----	----------



Yavapai County Treasurer

Monthly Statement

Date Range: 7/1/2022 to 7/31/2022

Chino Valley Fire Dist BDS
Fund: 6065640700



Yavapai County Treasurer

Monthly Statement

Date Range: 7/1/2022 to 7/31/2022

Account	Period	YTD		
6065640700	Chino Valley Fire Dist BDS			
Begin Balance:	47,309.77	47,309.77		
Income:	2,581.70 ✓	2,581.70		
LOC Advance:	.00	.00		
Expense:	(.06)	(.06)	LOC:	.00
LOC Payments:	.00	.00	Warrants Outstanding:	.00
Cash Balance:	49,891.41	49,891.41	End:	49,891.41

Monthly Statement Summary

Source Code	Description		MTDAmount	YTDAmount
6065640700	Chino Valley Fire Dist BDS	Beginning Balance:	47,309.77	47,309.77
11100.2021	2021 Real Estate Taxes		2,211.74	2,211.74
12100.2010	2010 Personal Property Taxes		.25	.25
12100.2017	2017 Personal Property Taxes		.97	.97
12100.2018	2018 Personal Property Taxes		12.29	12.29
12100.2019	2019 Personal Property Taxes		15.16	15.16
12100.2020	2020 Personal Property Taxes		59.35	59.35
12100.2021	2021 Personal Property Taxes		281.94	281.94
90002.0	Interest Pd on Tax Roll Corrections		(.06)	(.06)
	Ending Balance:		49,891.41	49,891.41

Monthly Statement Detail

Date	Notes	Doc #	Amount	C/D
6065640700 Chino Valley Fire Dist BDS			Beginning Balance: 47,309.77	
11100.2021	2021 Real Estate Taxes		Source Code Total: 2,211.74	
07/01	Tax Distribution	0	197.76	C
07/01	Tax Distribution	0	9.92	C
07/05	Tax Distribution	0	18.34	C
07/05	Tax Distribution	0	206.90	C
07/06	Tax Distribution	0	77.01	C
07/06	Tax Distribution	0	266.41	C
07/06	Tax Distribution	0	53.29	C
07/07	Tax Distribution	0	31.53	C
07/07	Tax Distribution	0	123.90	C
07/07	Tax Distribution	0	37.56	C
07/08	Tax Distribution	0	149.67	C
07/08	Tax Distribution	0	28.16	C
07/11	Tax Distribution	0	32.35	C
07/11	Tax Distribution	0	116.23	C
07/12	Tax Distribution	0	21.89	C
07/12	Tax Distribution	0	8.41	C
07/12	Tax Distribution	0	54.73	C



Yavapai County Treasurer

Monthly Statement

Date Range: 7/1/2022 to 7/31/2022

07/13	Tax Distribution	0	8.73	C
07/13	Tax Distribution	0	33.46	C
07/14	Tax Distribution	0	28.49	C
07/15	Tax Distribution	0	23.15	C
07/15	Tax Distribution	0	188.25	C
07/18	Tax Distribution	0	20.56	C
07/18	Tax Distribution	0	15.03	C
07/19	Tax Distribution	0	6.45	C
07/20	Tax Distribution	0	104.10	C
07/20	Tax Distribution	0	13.77	C
07/21	Tax Distribution	0	11.78	C
07/21	Tax Distribution	0	15.85	C
07/22	Tax Distribution	0	11.34	C
07/22	Tax Distribution	0	13.77	C
07/25	Tax Distribution	0	26.96	C
07/25	Tax Distribution	0	18.34	C
07/26	Tax Distribution	0	64.05	C
07/26	Tax Distribution	0	53.80	C
07/27	Tax Distribution	0	55.67	C
07/27	Tax Distribution	0	5.82	C
07/28	Tax Distribution	0	19.70	C
07/29	Tax Distribution	0	38.61	C
12100.2010 2010 Personal Property Taxes			Source Code Total: .25	
07/06	Tax Distribution	0	.25	C
12100.2017 2017 Personal Property Taxes			Source Code Total: .97	
07/06	Tax Distribution	0	.97	C
12100.2018 2018 Personal Property Taxes			Source Code Total: 12.29	
07/11	Tax Distribution	0	2.14	C
07/15	Tax Distribution	0	10.15	C
12100.2019 2019 Personal Property Taxes			Source Code Total: 15.16	
07/07	Tax Distribution	0	3.77	C
07/15	Tax Distribution	0	9.43	C
07/26	Tax Distribution	0	.91	C
07/26	Tax Distribution	0	1.05	C
12100.2020 2020 Personal Property Taxes			Source Code Total: 59.35	
07/01	Tax Distribution	0	2.63	C
07/05	Tax Distribution	0	.73	C
07/07	Tax Distribution	0	39.66	C
07/08	Tax Distribution	0	1.70	C
07/15	Tax Distribution	0	(.45)	C
07/15	Tax Distribution	0	8.56	C
07/25	Tax Distribution	0	4.71	C
07/26	Tax Distribution	0	.84	C



Yavapai County Treasurer

Monthly Statement

Date Range: 7/1/2022 to 7/31/2022

07/26	Tax Distribution	0	.97	C
12100.2021 2021 Personal Property Taxes			Source Code Total: 281.94	
07/01	Tax Distribution	0	63.94	C
07/05	Tax Distribution	0	16.36	C
07/05	Tax Distribution	0	1.13	C
07/06	Tax Distribution	0	56.70	C
07/07	Tax Distribution	0	64.77	C
07/08	Tax Distribution	0	2.38	C
07/08	Tax Distribution	0	8.09	C
07/11	Tax Distribution	0	3.74	C
07/14	Tax Distribution	0	14.79	C
07/15	Tax Distribution	0	(3.64)	C
07/15	Tax Distribution	0	8.11	C
07/19	Tax Distribution	0	11.80	C
07/25	Tax Distribution	0	4.44	C
07/26	Tax Distribution	0	.80	C
07/26	Tax Distribution	0	28.53	C
90002.0 Interest Pd on Tax Roll Corrections			Source Code Total: (.06)	
07/15	81986 200-02-10011 2020 Adjustment/Corr Refund	81986	(.06)	D
6065640700 Chino Valley Fire Dist BDS				Ending Balance: 49,891.41

Chino Valley Fire District
Bank Reconciliation Summary
For the Bank Statement ending: 7/31/2022

BANK CONTROL ID: BDS - YAVAPAI COUNTY TREASURER		DESC: BOND DEBT SERVICE	ACCOUNT NO: 6-65640-7000
Beginning Balance:	07/01/22		\$47,309.77
Deposits and Credits:			\$2,581.70
Checks and Charges:			(\$0.06)
Adjustments:			\$0.00
Ending Balance Per Reconciliation:			\$49,891.41
Ending Balance Per Bank Statement:	07/31/22		\$49,891.41
* Outstanding Deposits and Credits:	07/31/22		\$0.00
* Outstanding Checks and Charges:	07/31/22		\$0.00
Ending Book Balance:			\$49,891.41

Chino Valley Fire District
BR Checks and Charges Cleared
For the Bank Statement ending: 7/31/22

BDS		Yavapai County Treasurer		Bond Debt Service		6-65640-7000
Date	Document	Description	Module	Company	Amount	
07/31/22	Cash With Yav Cty	BDS Tax Roll Corrections - Jul	GL	CHINOV	\$0.06	
TOTAL CHECKS AND CHARGES CLEARED:					\$0.06	

Chino Valley Fire District
BR Checks and Charges Outstanding
For the Bank Statement ending:

<u>Date</u>	<u>Document</u>	<u>Description</u>	<u>Module</u>	<u>Company</u>	<u>Amount</u>
-------------	-----------------	--------------------	---------------	----------------	---------------

TOTAL CHECKS AND CHARGES OUTSTANDING:

Chino Valley Fire District
BR Deposits and Credits Cleared
For the Bank Statement ending: 7/31/22

BDS		Yavapai County Treasurer		Bond Debt Service		6-65640-7000	
Date	Document	Description	Module	Company	Amount		
07/31/22	Cash With Yav Cty	Tax Revenue - July, 2022	GL	CHINOV	\$2,581.70		
TOTAL DEPOSITS AND CREDITS CLEARED:					\$2,581.70		

Chino Valley Fire District
BR Deposits and Credits Outstanding
For the Bank Statement ending:

Date	Document	Description	Module	Company	Amount
------	----------	-------------	--------	---------	--------

TOTAL DEPOSITS AND CREDITS OUTSTANDING:

Document Number	Date	BR Status	Void?	Description	Date Cleared	Amount
MODULE: JOURNAL ENTRIES FROM GENERAL LEDGER						
BANK CONTROL ID: BDS - YAVAPAI COUNTY TREASURER						
Cash With Yav Cty	07/31/22	Marked	No	Tax Revenue - July, 2022	08/10/22	\$2,581.70
Cash With Yav Cty	07/31/22	Marked	No	BDS Tax Roll Corrections - Jul	08/10/22	\$0.06
SUB TOTAL FOR BANK:						\$2,581.76
TOTAL FOR MODULE:						\$2,581.76

Chino Valley Fire District
BR Adjustments Report
For the Bank Statement ending:

Date	Document	Description	GL Account	Offset Amt	Adj. Amt
------	----------	-------------	------------	------------	----------

DOCUMENT:

ADJUSTMENT DOCUMENT " TOTAL:

TOTAL FOR ALL ADJUSTMENTS:

8/10/22
1:00:25 PM

Chino Valley Fire District
Income Statement
(Original Budget to Actual Comparison)
For the period of 7/1/2022 Through 7/31/2022

Fund: (40) Bond Service Fund

	Account	Actual	Current Period Budget	Variance	%	Actual	Year To Date Budget	Variance	%
<u>Revenues</u>									
Real Estate Tax	40420000002	\$2,211.74	\$0.00	\$2,211.74	0.0%	\$414,981.35	\$0.00	\$414,981.35	0.0%
Personal Tax Revenue	40420500000	369.96	0.00	369.96	0.0	10,883.95	0.00	10,883.95	0.0
Net Revenues		\$2,581.70	\$0.00	\$2,581.70	0.0 %	\$425,865.30	\$0.00	\$425,865.30	0.0 %
Income (Loss) from Operations		\$2,581.70	\$0.00	\$2,581.70	0.0%	\$425,865.30	\$0.00	\$425,865.30	0.0%
<u>Other Income (Expense)</u>									
Bond Debt Service Interest Revenue	40430000000	\$0.00	\$0.00	\$0.00	0.0%	\$754.64	\$0.00	\$754.64	0.0%
Bond Debt Service Principle Payment	40600000000	0.00	0.00	0.00	0.0	(350,000.00)	0.00	(350,000.00)	0.0
Bond Debt Service Interest Expense	40610000000	(0.06)	0.00	(0.06)	0.0	(93,413.97)	0.00	(93,413.97)	0.0
Total Other Income (Expense)		\$(0.06)	\$0.00	\$(0.06)	0.0 %	\$(442,659.33)	\$0.00	\$(442,659.33)	0.0 %
Net Income (Loss)		\$2,581.64	\$0.00	\$2,581.64	0.0%	\$(16,794.03)	\$0.00	\$(16,794.03)	0.0%

8/10/22
1:00:27 PM

Chino Valley Fire District

Balance Sheet

As of 7/31/2022

Fund: (40) Bond Service Fund

Account: (1105) Not Defined

Assets

Current Assets

Bond Debt Service	\$49,891.41	
Total Current Assets		\$49,891.41
Total Assets		\$49,891.41
Total Liabilities and Net Assets		\$0.00

Chino Valley Fire District
GL Account Ledger - Detail By Period
7/1/2022 through 7/31/2022

Batch	Journal	Entry #	Date	Job	Document	Description	Debits	Credits	Balance
40.1105.0.0.000			BOND DEBT SERVICE						\$47,309.77
2259	GJ	143993	07/31/22		Cash With Yav Cty	Tax Revenue - July, 2022	2,581.70	-	49,891.47
2260	GJ	143997	07/31/22		Cash With Yav Cty	BDS Tax Roll Corrections - July, 2022	-	0.06	49,891.41
BOND DEBT SERVICE TOTALS:							\$2,581.70	\$0.06	\$49,891.41
TOTAL OF LEDGER:							\$2,581.70	\$0.06	\$49,891.41

Chino Valley Fire District
GL Trial Balance Worksheet
For The Period of 7/1/2022 through 7/31/2022

Account	Description	Balances				Adjustments
		Beginning	Debits	Credits	Ending	
40.1105.0.0.000	Bond Debt Service	\$47,309.77	\$2,581.70	\$0.06	\$49,891.41	
TOTALS:		<u>\$47,309.77</u>	<u>\$2,581.70</u>	<u>\$0.06</u>	<u>\$49,891.41</u>	

CHINO VALLEY FIRE DISTRICT
GENERAL FUND - CHECK RECONCILIATION AUGUST 2022

Reconciliation:

Beginning Balance:	\$	134,411.54
Deposits:	\$	10,896.73
Transfer Out - Fire Authority:	\$	(31,406.17)
Interest Paid on Tax Roll Correct:	\$	-
Adjustment:	\$	-
Reversing Entry:	\$	-
Disbursements:	\$	-
Ending Balance:	\$	113,902.10

Difference Between Balances: \$ -

Bank Statement Balance:

Balance Per Bank:	\$	113,902.10
Outstanding Checks:	\$	-
Outstanding Deposits:	\$	-

Ending Balance: \$ 113,902.10

G/L Ending Balance: \$ 113,902.10

\$ 113,902.10

Deposits Per Bank Statement:

Real Estate Taxes:	\$	8,126.41
Personal Property Taxes:	\$	1,962.22
Fire District Assistance Tax:	\$	575.32
Fire District Deposit:	\$	-
Transfer Out-Fire Authority:	\$	31,406.17
ADOT & Fish and Game In Lieu:	\$	-
Interest Paid - Tax Roll Corrections	\$	-
Adjustment:	\$	-
Interest Income:	\$	232.78

Ending Balance: \$ 42,302.90

Bank Reconciliation Register:

Checks From Accounts Payable:	\$	-
Journal Entries From General Ledger:		0

Total Checks: \$ -

Deposits From Accounts Receivable:	\$	-
Journal Entries From General Ledger:	\$	42,302.90

Ending Balance: \$ 42,302.90

Reconciliation Approved By:

Scott Freitag

Digitally signed by Scott Freitag
Date: 2022.09.15 11:45:39 -07'00'

Scott Freitag, Fire Chief

Reconciliation Reviewed By:

Dave Tharp

Digitally signed by Dave Tharp
Date: 2022.09.14 16:21:49 -07'00'

David Tharp, Assistant Chief of Administration

Reconciliation Prepared By:

Karen Mauldin

Digitally signed by Karen Mauldin
Date: 2022.09.13 13:27:36 -07'00'

Karen Mauldin, Finance Manager

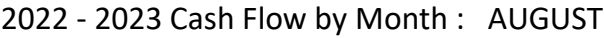
CHINO VALLEY FIRE DISTRICT
General Fund Tax Collection Information

Total Levy Month	FY 16-17 \$3,547,699 Collected	FY 17-18 \$3,707,996 Collected	FY 18-19 \$3,926,501 Collected	FY 19-20 \$4,190,442 Collected	FY 20-21 \$4,497,237 Collected	FY 21-22 \$4,833,636 Collected	FY 22-23 \$5,218,024 Collected
July	\$10,160	\$24,936	\$21,890	\$14,597	\$42,316	\$26,983	\$29,396
%	0.286%	0.672%	0.557%	0.348%	0.941%	0.558%	0.563%
% To Date	0.2864%	0.6725%	0.5575%	0.3483%	0.9409%	0.5582%	0.5633%
August	\$18,803	\$10,622	\$12,226	\$10,746	\$15,526	\$11,257	\$10,089
%	0.530%	0.286%	0.311%	0.256%	0.345%	0.233%	0.193%
% To Date	0.8164%	0.9590%	0.8688%	0.6048%	1.2862%	0.7911%	0.7567%
September	\$182,315	\$178,141	\$25,209	\$30,894	\$8,143	\$54,439	\$0
%	5.139%	4.804%	0.642%	0.737%	0.181%	1.126%	0.000%
% To Date	5.9553%	5.7632%	1.5109%	1.3420%	1.4673%	1.9174%	0.7567%
October	\$834,512	\$1,503,325	\$1,610,381	\$1,807,742	\$1,780,309	\$1,962,817	\$0
%	23.523%	40.543%	41.013%	43.140%	39.587%	40.607%	0.000%
% To Date	29.4779%	46.3060%	42.5240%	44.4817%	41.0540%	42.5249%	0.7567%
November	\$866,615	\$290,266	\$498,787	\$373,908	\$508,805	\$535,270	\$0
%	24.428%	7.828%	12.703%	8.923%	11.314%	11.074%	0.000%
% To Date	53.9055%	54.1341%	55.2271%	53.4046%	52.3677%	53.5987%	0.7567%
December	\$227,672	\$223,661	\$236,727	\$286,760	\$399,155	\$365,096	\$0
%	6.4175%	6.0319%	6.0289%	6.8432%	8.8756%	7.5532%	0.0000%
% To Date	60.3229%	60.1659%	61.2560%	60.2478%	61.2433%	61.1520%	0.7567%
January	\$89,048	\$153,278	\$117,994	\$115,429	\$118,322	\$183,242	\$0
%	2.5100%	4.1337%	3.0051%	2.7546%	2.6310%	3.7910%	0.0000%
% To Date	62.8330%	64.2997%	64.2611%	63.0023%	63.8742%	64.9429%	0.7567%
February	\$94,094	\$95,262	\$54,476	\$104,991	\$88,422	\$74,113	\$0
%	2.6523%	2.5691%	1.3874%	2.5055%	1.9661%	1.5333%	0.0000%
% To Date	65.4852%	66.8688%	65.6485%	65.5078%	65.8404%	66.4762%	0.7567%
March	\$141,015	\$127,298	\$138,910	\$142,182	\$143,500	\$112,700	\$0
%	3.9748%	3.4331%	3.5377%	3.3930%	3.1908%	2.3316%	0.0000%
% To Date	69.4600%	70.3018%	69.1863%	68.9008%	69.0312%	68.8078%	0.7567%
April	\$821,855	\$794,289	\$955,634	\$983,917	\$1,082,230	\$1,188,626	\$0
%	23.1659%	21.4210%	24.3380%	23.4800%	24.0643%	24.5907%	0.0000%
% To Date	92.6259%	91.7228%	93.5243%	92.3809%	93.0956%	93.3985%	0.7567%
May	\$195,151	\$238,700	\$189,925	\$206,496	\$202,990	\$226,873	\$0
%	5.5008%	6.4374%	4.8370%	4.9278%	4.5137%	4.6936%	0.0000%
% To Date	98.1267%	98.1602%	98.3613%	97.3086%	97.6092%	98.0921%	0.7567%
June	\$66,097	\$80,520	\$84,895	\$49,679	\$87,815	\$85,664	\$0
%	1.8631%	2.1715%	2.1621%	1.1855%	1.9527%	1.7723%	0.0000%
% To Date	99.9898%	100.3318%	100.5234%	98.4942%	99.5619%	99.8644%	0.7567%
TOTALS	\$3,547,337	\$3,720,297	\$3,947,053	\$4,127,341	\$4,477,533	\$4,827,080	\$39,484
Delinquency	0.0102%	-0.3318%	-0.5234%	1.5058%	0.4381%	0.1356%	99.2433%

CHINO VALLEY FIRE DISTRICT
FDAT Collection Information

Total Levy Month	FY 16-17 \$313,900 Collected	FY 17-18 \$333,290 Collected	FY 18-19 \$333,290 Collected	FY 19-20 \$366,547 Collected	FY 20-21 \$400,000 Collected	FY 21-22 \$400,000 Collected	FY 22-23 \$400,000 Collected
July	\$1,423	\$1,630	\$1,238	\$1,475	\$2,769	\$1,871	\$2,011
%	0.453%	0.489%	0.371%	0.403%	0.692%	0.468%	0.503%
% To Date	0.4533%	0.4891%	0.3715%	0.4025%	0.6923%	0.4677%	0.5026%
August	\$661	\$554	\$707	\$653	\$662	\$1,498	\$575
%	0.211%	0.166%	0.212%	0.178%	0.166%	0.375%	0.144%
% To Date	0.6638%	0.6553%	0.5835%	0.5806%	0.8579%	0.8422%	0.6465%
September	\$8,777	\$12,654	\$3,182	\$1,853	\$879	\$4,669	\$0
%	2.796%	3.797%	0.955%	0.505%	0.220%	1.167%	0.000%
% To Date	3.4600%	4.4520%	1.5382%	1.0861%	1.0777%	2.0095%	0.6465%
October	\$86,411	\$93,081	\$139,813	\$107,270	\$160,480	\$159,909	\$0
%	27.528%	27.928%	41.949%	29.265%	40.120%	39.977%	0.000%
% To Date	30.9881%	32.3799%	43.4877%	30.3510%	41.1979%	41.9866%	0.6465%
November	\$75,219	\$74,651	\$59,861	\$30,666	\$48,339	\$52,249	\$0
%	23.9628%	22.3983%	17.9606%	8.3663%	12.0848%	13.0622%	0.0000%
% To Date	54.9510%	54.7782%	61.4483%	38.7172%	53.2826%	55.0488%	0.6465%
December	\$24,923	\$21,663	\$25,413	\$112,035	\$39,219	\$35,029	\$0
%	7.9398%	6.4997%	7.6250%	30.5650%	9.8048%	8.7572%	0.0000%
% To Date	62.8907%	61.2779%	69.0733%	69.2822%	63.0874%	63.8060%	0.6465%
January	\$11,762	\$16,138	\$11,149	\$11,446	\$12,625	\$15,294	\$0
%	3.7471%	4.8420%	3.3450%	3.1227%	3.1562%	3.8235%	0.0000%
% To Date	66.6378%	66.1199%	72.4183%	72.4049%	66.2436%	67.6294%	0.6465%
February	\$8,291	\$8,056	\$7,409	\$10,419	\$6,657	\$5,785	\$0
%	2.641%	2.417%	2.223%	2.842%	1.664%	1.446%	0.000%
% To Date	69.2790%	68.5368%	74.6413%	75.2473%	67.9079%	69.0756%	0.6465%
March	\$12,638	\$12,174	\$13,713	\$13,361	\$10,897	\$8,259	\$0
%	4.0263%	3.6528%	4.1143%	3.6452%	2.7242%	2.0646%	0.0000%
% To Date	73.3052%	72.1897%	78.7556%	78.8925%	70.6320%	71.1403%	0.6465%
April	\$62,586	\$63,209	\$79,859	\$85,315	\$88,842	\$89,498	\$0
%	19.9382%	18.9651%	23.9607%	23.2754%	22.2104%	22.3745%	0.0000%
% To Date	93.2434%	91.1548%	102.7164%	102.1679%	92.8424%	93.5148%	0.6465%
May	\$23,662	\$23,731	\$18,881	\$21,832	\$19,620	\$19,623	\$0
%	7.5381%	7.1201%	5.6650%	5.9561%	4.9050%	4.9058%	0.0000%
% To Date	100.7815%	98.2749%	108.3813%	108.1240%	97.7475%	98.4206%	0.6465%
June	\$4,682	\$5,094	\$5,726	\$4,474	\$6,987	\$6,978	\$0
%	1.4917%	1.5285%	1.7181%	1.2206%	1.7468%	1.7445%	0.0000%
% To Date	102.2732%	99.8034%	110.0995%	109.3446%	99.4943%	100.1651%	0.6465%
TOTALS	\$321,035	\$332,635	\$366,951	\$400,799	\$397,977	\$400,660	\$2,586
Delinquency	-2.2732%	0.1966%	-10.0995%	-9.3446%	0.5057%	-0.1651%	99.3535%

100.0000% 100.0000% 100.0000% 100.0000% 100.0000% 100.0000% 100.0000%

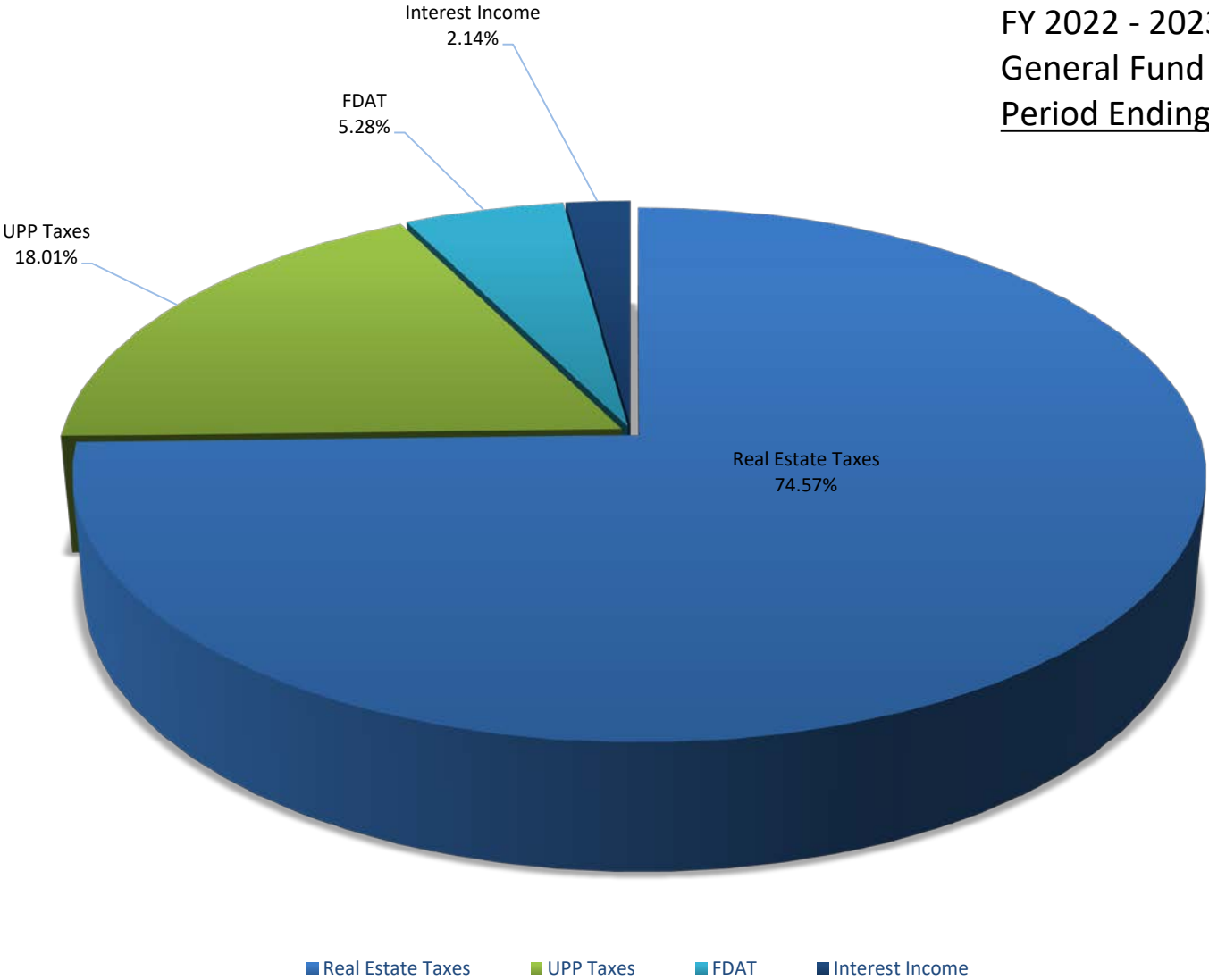
[illegible]

Monthly Net Cash	(61,754)	(20,509)
Cumulative Net Cash	(41,754)	(62,263)
Cash Balance (Carryover)	20,000	(509)

**CHINO VALLEY FIRE DISTRICT
REVENUE GRAPH DATA**

	Revenue	Budget	%
Real Estate Taxes	\$ 8,126	\$ 5,218,024	74.57
UPP Taxes	\$ 1,962	\$ -	18.01
FDAT	\$ 575	\$ 400,000	5.28
Interest Income	\$ 233	\$ -	2.14
Other Income	\$ -	\$ 2,000	0.00
TOTALS:	\$ 10,897	\$ 5,620,024	100.00

Chino Valley Fire District
FY 2022 - 2023
General Fund Revenue
Period Ending 08/31/22



**CHINO VALLEY FIRE DISTRICT
EXPENSE GRAPH DATA**

	Revenue	Budget	%
Fire Board, Legal, Finance, Other	\$ -	\$ 44,500	-
Miscellaneous	\$ -	\$ -	-
Fire Authority Funding	\$ 31,406	\$ 5,575,524	100.00
TOTALS:	\$ 31,406	\$ 5,620,024	100.00

Chino Valley Fire District
FY 2022 - 2023
General Fund Expenditures
Period Ending 08/31/22



■ Fire Authority Funding

CHINO VALLEY FIRE DISTRICT
GENERAL FUND - AUGUST, 2022

Real Estate Taxes:	\$	8,126.41
UPP Taxes:	\$	1,962.22
FDAT:	\$	575.32
Interest Received:	\$	232.78
Other:	\$	-
<hr/>		
TOTAL:	\$	10,896.73
<hr/>		

Transferred to CAFMA:	\$	31,406.17
-----------------------	----	-----------



Yavapai County Treasurer

Monthly Statement

Date Range: 8/1/2022 to 8/31/2022

Chino Valley Fire Dist GF
Fund: 6065540000



Yavapai County Treasurer

Monthly Statement

Date Range: 8/1/2022 to 8/31/2022

Account	Period	YTD		
6065540000	Chino Valley Fire Dist GF			
Begin Balance:	134,411.54	196,165.28		
Income:	10,896.73	42,302.90		
LOC Advance:	.00	.00		
Expense:	(31,406.17)	(124,566.08)	LOC:	.00
LOC Payments:	.00	.00	Warrants Outstanding:	.00
Cash Balance:	113,902.10	113,902.10	End:	113,902.10

Monthly Statement Summary

Source Code	Description		MTDAmount	YTDAmount
6065540000	Chino Valley Fire Dist GF	Beginning Balance:	134,411.54	196,165.28
11100.2021	2021 Real Estate Taxes		8,126.41	33,375.41
12100.2010	2010 Personal Property Taxes		11.97	14.30
12100.2017	2017 Personal Property Taxes		8.52	17.11
12100.2018	2018 Personal Property Taxes		.00	114.61
12100.2019	2019 Personal Property Taxes		61.30	213.80
12100.2020	2020 Personal Property Taxes		812.02	1,462.10
12100.2021	2021 Personal Property Taxes		1,068.41	4,286.95
37150.0	FDAT Distributions		575.32	2,585.84
38109.0	Interest on Investments St Treas		230.56	230.56
38113.0	Interest on Investments-Wells Fargo		2.22	2.22
90002.0	Interest Pd on Tax Roll Corrections		.00	(.66)
91702.0	Transfer out		(31,406.17)	(124,565.42)
	Ending Balance:		113,902.10	113,902.10

Monthly Statement Detail

Date	Notes	Doc #	Amount	C/D
6065540000	Chino Valley Fire Dist GF		Beginning Balance: 134,411.54	
11100.2021	2021 Real Estate Taxes		Source Code Total: 8,126.41	
08/01	Tax Distribution	0	1,094.84	C
08/02	Tax Distribution	0	231.41	C
08/03	Tax Distribution	0	414.05	C
08/04	Tax Distribution	0	1.15	C
08/04	Tax Distribution	0	999.63	C
08/05	Tax Distribution	0	4.87	C
08/05	Tax Distribution	0	24.26	C
08/08	Tax Distribution	0	31.49	C
08/08	Tax Distribution	0	559.77	C
08/09	Tax Distribution	0	134.29	C
08/09	Tax Distribution	0	921.40	C
08/12	Tax Distribution	0	149.94	C



Yavapai County Treasurer

Monthly Statement

Date Range: 8/1/2022 to 8/31/2022

08/12	Tax Distribution	0	250.07	C
08/15	Tax Distribution	0	276.26	C
08/16	Tax Distribution	0	84.76	C
08/18	Tax Distribution	0	66.16	C
08/18	Tax Distribution	0	653.05	C
08/22	Tax Distribution	0	366.96	C
08/24	Tax Distribution	0	285.86	C
08/24	Tax Distribution	0	168.48	C
08/24	Tax Distribution	0	164.97	C
08/25	Tax Distribution	0	138.25	C
08/26	Tax Distribution	0	111.42	C
08/26	Tax Distribution	0	404.53	C
08/29	Tax Distribution	0	291.78	C
08/29	Tax Distribution	0	60.80	C
08/30	Tax Distribution	0	235.96	C
12100.2010 2010 Personal Property Taxes			Source Code Total: 11.97	
08/09	Tax Distribution	0	2.50	C
08/29	Tax Distribution	0	9.47	C
12100.2017 2017 Personal Property Taxes			Source Code Total: 8.52	
08/19	Tax Distribution	0	8.52	C
12100.2019 2019 Personal Property Taxes			Source Code Total: 61.30	
08/01	Tax Distribution	0	61.30	C
12100.2020 2020 Personal Property Taxes			Source Code Total: 812.02	
08/01	Tax Distribution	0	401.97	C
08/02	Tax Distribution	0	12.43	C
08/29	Tax Distribution	0	397.62	C
12100.2021 2021 Personal Property Taxes			Source Code Total: 1,068.41	
08/01	Tax Distribution	0	469.93	C
08/02	Tax Distribution	0	13.02	C
08/08	Tax Distribution	0	7.57	C
08/16	Tax Distribution	0	25.54	C
08/25	Tax Distribution	0	155.90	C
08/29	Tax Distribution	0	396.45	C
37150.0 FDAT Distributions			Source Code Total: 575.32	
08/01	Fire Dist Assistance Tax 0.142976	0	62.00	C
08/02	Fire Dist Assistance Tax 0.142976	0	20.96	C
08/03	Fire Dist Assistance Tax 0.142976	0	29.99	C
08/04	Fire Dist Assistance Tax 0.142976	0	31.92	C
08/05	Fire Dist Assistance Tax 0.142976	0	24.29	C
08/08	Fire Dist Assistance Tax 0.141489	0	32.06	C
08/09	Fire Dist Assistance Tax 0.141489	0	23.33	C
08/10	Fire Dist Assistance Tax 0.139752	0	18.04	C
08/11	Fire Dist Assistance Tax 0.139752	0	16.95	C



Yavapai County Treasurer

Monthly Statement

Date Range: 8/1/2022 to 8/31/2022

08/12	Fire Dist Assistance Tax 0.139752	0	13.78	C
08/15	Fire Dist Assistance Tax 0.139752	0	13.86	C
08/16	Fire Dist Assistance Tax 0.139752	0	16.05	C
08/17	Fire Dist Assistance Tax 0.139752	0	13.58	C
08/18	Fire Dist Assistance Tax 0.139752	0	21.39	C
08/19	Fire Dist Assistance Tax 0.139752	0	39.17	C
08/22	Fire Dist Assistance Tax 0.139752	0	34.44	C
08/23	Fire Dist Assistance Tax 0.139752	0	19.77	C
08/24	Fire Dist Assistance Tax 0.139752	0	31.04	C
08/25	Fire Dist Assistance Tax 0.139752	0	23.47	C
08/26	Fire Dist Assistance Tax 0.139752	0	15.00	C
08/29	Fire Dist Assistance Tax 0.139752	0	28.25	C
08/30	Fire Dist Assistance Tax 0.139752	0	11.37	C
08/31	Fire Dist Assistance Tax 0.139752	0	34.61	C
38109.0 Interest on Investments St Treas			Source Code Total: 230.56	
08/30	Investment Interest	0	230.56	C
38113.0 Interest on Investments-Wells Fargo			Source Code Total: 2.22	
08/30	Investment Interest	0	2.22	C
91702.0 Transfer out			Source Code Total: (31,406.17)	
08/22	Transfer Request per km	0	(31,406.17)	D
6065540000 Chino Valley Fire Dist GF			Ending Balance: 113,902.10	

Chino Valley Fire District
Bank Reconciliation Summary
For the Bank Statement ending: 8/31/2022

BANK CONTROL ID: GEN - GENERAL FUND		DESC: GENERAL FUND	ACCOUNT NO: 000000000000000
Beginning Balance:	08/01/22		\$134,411.54
Deposits and Credits:			\$10,896.73
Checks and Charges:			(\$31,406.17)
Adjustments:			\$0.00
Ending Balance Per Reconciliation:			\$113,902.10
Ending Balance Per Bank Statement:	08/31/22		\$113,902.10
* Outstanding Deposits and Credits:	08/31/22		\$0.00
* Outstanding Checks and Charges:	08/31/22		\$0.00
Ending Book Balance:			\$113,902.10

* Outstanding amounts are all outstanding credits and charges dated prior or equal to the Reconciliation date.

Chino Valley Fire District
BR Checks and Charges Outstanding
For the Bank Statement ending:

<u>Date</u>	<u>Document</u>	<u>Description</u>	<u>Module</u>	<u>Company</u>	<u>Amount</u>
-------------	-----------------	--------------------	---------------	----------------	---------------

TOTAL CHECKS AND CHARGES OUTSTANDING:

Chino Valley Fire District
BR Deposits and Credits Cleared
For the Bank Statement ending: 8/31/22

GEN		General Fund			0000000000000000
Date	Document	Description	Module	Company	Amount
08/31/22	Cash With Yav Cty	GF Tax and Interest Revenue -	GL	CHINOV	\$10,896.73
TOTAL DEPOSITS AND CREDITS CLEARED:					\$10,896.73

Chino Valley Fire District
BR Deposits and Credits Outstanding
For the Bank Statement ending:

Date	Document	Description	Module	Company	Amount
------	----------	-------------	--------	---------	--------

TOTAL DEPOSITS AND CREDITS OUTSTANDING:

Document Number	Date	BR Status	Void?	Description	Date Cleared	Amount
MODULE: JOURNAL ENTRIES FROM GENERAL LEDGER						
BANK CONTROL ID: GEN - GENERAL FUND						
Cash With Yav Cty	08/31/22	Marked	No	Fire Authority Funding - July,	09/13/22	\$31,406.17
Cash With Yav Cty	08/31/22	Marked	No	GF Tax and Interest Revenue -	09/13/22	\$10,896.73
SUB TOTAL FOR BANK:						\$42,302.90
TOTAL FOR MODULE:						\$42,302.90

Chino Valley Fire District
BR Adjustments Report
For the Bank Statement ending:

Date	Document	Description	GL Account	Offset Amt	Adj. Amt
------	----------	-------------	------------	------------	----------

DOCUMENT:

ADJUSTMENT DOCUMENT " TOTAL:

TOTAL FOR ALL ADJUSTMENTS:

9/13/22
1:11:24 PM

Chino Valley Fire District
Income Statement
(Original Budget to Actual Comparison)
For the period of 8/1/2022 Through 8/31/2022

Fund: (10) General Fund

	Account	Actual	Current Period Budget	Variance	%	Actual	Year To Date Budget	Variance	%
<u>Revenues</u>									
Real Estate Tax	10400000000	\$8,126.41	\$0.00	\$8,126.41	0.0%	\$4,654,843.55	\$5,218,024.00	\$(563,180.45)	(10.8)%
Personal Property Tax	10410000000	1,962.22	0.00	1,962.22	0.0	124,594.95	0.00	124,594.95	0.0
Fire District Assistance Tax	10420000000	575.32	0.00	575.32	0.0	403,246.23	400,000.00	3,246.23	0.8
Interest Income-General Fund	10490000000	232.78	0.00	232.78	0.0	1,466.48	0.00	1,466.48	0.0
Rebates/Refunds	10500000000	0.00	0.00	0.00	0.0	0.00	2,000.00	(2,000.00)	(100.0)
Misc. Revenues	10510000000	0.00	0.00	0.00	0.0	4.38	0.00	4.38	0.0
Net Revenues		\$10,896.73	\$0.00	\$10,896.73	0.0 %	\$5,184,155.59	\$5,620,024.00	\$(435,868.41)	(7.8)%
<u>Program Expenses</u>									
Fire Authority Funding	10670010000	\$31,406.17	\$0.00	\$(31,406.17)	0.0%	\$5,355,497.02	\$5,575,524.00	\$220,026.98	3.9%
Total Program Expenses		\$31,406.17	\$0.00	\$(31,406.17)	0.0 %	\$5,355,497.02	\$5,575,524.00	\$220,026.98	3.9 %
<u>Fund Raising Expenses</u>									
Audit & Accounting	10640010000	\$0.00	\$0.00	\$0.00	0.0%	\$4,000.00	\$8,000.00	\$4,000.00	50.0%
Other Prof Services/Admin	10640510000	0.00	0.00	0.00	0.0	0.00	30,500.00	30,500.00	100.0
Legal Services - Routine	10641010000	0.00	0.00	0.00	0.0	1,347.00	5,000.00	3,653.00	73.1
Fire Board Expenses	10644110000	0.00	0.00	0.00	0.0	551.06	1,000.00	448.94	44.9
Misc/Admin	10661010000	0.00	0.00	0.00	0.0	15.84	0.00	(15.84)	0.0
Contingency Expense - Current	10780130000	0.00	0.00	0.00	0.0	0.00	20,000.00	20,000.00	100.0
Total Fund Raising Expenses		\$0.00	\$0.00	\$0.00	0.0 %	\$5,913.90	\$64,500.00	\$58,586.10	90.8 %
Total Expenses		\$31,406.17		\$(31,406.17)		\$5,361,410.92	\$5,640,024.00	\$278,613.08	4.9%
Net Income (Loss)		\$(20,509.44)	\$0.00	\$(20,509.44)	0.0%	\$(177,255.33)	\$(20,000.00)	\$(157,255.33)	(786.3)%

9/13/22
1:11:35 PM

Chino Valley Fire District

Balance Sheet

As of 8/31/2022

Fund: (10) General Fund

Assets

Current Assets

Cash with Yavapai County	\$113,902.10	
Taxes Receivable	154,159.98	
Total Current Assets		\$268,062.08
Total Assets		\$268,062.08

Liabilities and Net Assets

Current Liabilities

Accounts Payable	\$270.00	
Deferred Compensation (Prop Tax)	203,071.05	
Total Current Liabilities		\$203,341.05
Total Liabilities		\$203,341.05

Net Assets

Fund Balance	\$241,976.93	
Current Year Net Assets	(177,255.33)	
Total Net Assets		64,721.60
Total Liabilities and Net Assets		\$268,062.65

Chino Valley Fire District
GL Account Ledger - Detail By Period
8/1/2022 through 8/31/2022

Batch	Journal	Entry #	Date	Job	Document	Description	Debits	Credits	Balance
10.1100.0.0.000						CASH WITH YAVAPAI COUNTY			\$134,411.54
2261	GJ	143999	08/31/22		Cash With Yav Cty	Fire Authority Funding - July, 2022	-	31,406.17	103,005.37
2267	GJ	144014	08/31/22		Cash With Yav Cty	GF Tax and Interest Revenue - Aug2022	10,896.73	-	113,902.10
CASH WITH YAVAPAI COUNTY TOTALS:							<u>\$10,896.73</u>	<u>\$31,406.17</u>	<u>\$113,902.10</u>
TOTAL OF LEDGER:							<u>\$10,896.73</u>	<u>\$31,406.17</u>	<u>\$113,902.10</u>

Chino Valley Fire District
GL Trial Balance Worksheet
For The Period of 8/1/2022 through 8/31/2022

Account	Description	Balances				Adjustments
		Beginning	Debits	Credits	Ending	
10.1100.0.0.000	Cash with Yavapai County	\$134,411.54	\$10,896.73	\$31,406.17	\$113,902.10	
TOTALS:		<u>\$134,411.54</u>	<u>\$10,896.73</u>	<u>\$31,406.17</u>	<u>\$113,902.10</u>	

* Inactive accounts are marked and appear in grey.

CHINO VALLEY FIRE DISTRICT
BOND DEBT SERVICE ACCOUNT: 6-65640-7000
BANK RECONCILIATION AUGUST 2022

Reconciliation:

Beginning Balance (CVFD):	\$	49,891.41
Deposits:	\$	887.91
Principal Payments:	\$	-
Interest Income:	\$	258.99
Interest Payments:	\$	-
Interest Paid on Tax Roll Corrections:	\$	-
Ending Balance:	\$	51,038.31

Difference Between Balances: \$ -

Bank Statement Balance:

Balance Per Bank:	\$	51,038.31
Outstanding Adjustments:	\$	-

Ending Balance: \$ 51,038.31

Deposits Per Bank Statement:

Fire District Deposits:	\$	-
Real Estate Taxes:	\$	711.84
Personal Property Taxes:	\$	176.07
Interest Revenue:	\$	258.99
Other:		
Ending Balance:	\$	1,146.90

Reconciliation Approved By:

Scott Freitag

Digitally signed by Scott Freitag
Date: 2022.09.15 11:46:19
-07'00'

Scott Freitag, Fire Chief

Reconciliation Reviewed By:

Dave Tharp

Digitally signed by Dave Tharp
Date: 2022.09.14 16:23:20
-07'00'

David Tharp, Assistant Chief of Administration

Reconciliation Prepared By:

Karen Mauldin

Digitally signed by Karen Mauldin
Date: 2022.09.13 17:38:17 -07'00'

Karen Mauldin, Finance Manager

CHINO VALLEY FIRE DISTRICT
BOND DEBT FUND - AUGUST, 2022

Real Estate Taxes:	\$	711.84
UPP Taxes:	\$	176.07
Interest Received:	\$	258.99
Other:	\$	-
<hr/>		
TOTAL:	\$	1,146.90
<hr/>		



Yavapai County Treasurer

Monthly Statement

Date Range: 8/1/2022 to 8/31/2022

Chino Valley Fire Dist BDS
Fund: 6065640700



Yavapai County Treasurer

Monthly Statement

Date Range: 8/1/2022 to 8/31/2022

Account	Period	YTD		
6065640700	Chino Valley Fire Dist BDS			
Begin Balance:	49,891.41	47,309.77		
Income:	1,146.90	3,728.60		
LOC Advance:	.00	.00		
Expense:	.00	(.06)	LOC:	.00
LOC Payments:	.00	.00	Warrants Outstanding:	.00
Cash Balance:	51,038.31	51,038.31	End:	51,038.31

Monthly Statement Summary

Source Code	Description		MTDAmount	YTDAmount
6065640700	Chino Valley Fire Dist BDS	Beginning Balance:	49,891.41	47,309.77
11100.2021	2021 Real Estate Taxes		711.84	2,923.58
12100.2010	2010 Personal Property Taxes		1.28	1.53
12100.2017	2017 Personal Property Taxes		.97	1.94
12100.2018	2018 Personal Property Taxes		.00	12.29
12100.2019	2019 Personal Property Taxes		6.10	21.26
12100.2020	2020 Personal Property Taxes		74.12	133.47
12100.2021	2021 Personal Property Taxes		93.60	375.54
38109.0	Interest on Investments St Treas		256.51	256.51
38113.0	Interest on Investments-Wells Fargo		2.48	2.48
90002.0	Interest Pd on Tax Roll Corrections		.00	(.06)
	Ending Balance:		51,038.31	51,038.31

Monthly Statement Detail

Date	Notes	Doc #	Amount	C/D
6065640700	Chino Valley Fire Dist BDS		Beginning Balance: 49,891.41	
11100.2021	2021 Real Estate Taxes		Source Code Total: 711.84	
08/01	Tax Distribution	0	95.91	C
08/02	Tax Distribution	0	20.27	C
08/03	Tax Distribution	0	36.27	C
08/04	Tax Distribution	0	.10	C
08/04	Tax Distribution	0	87.57	C
08/05	Tax Distribution	0	.43	C
08/05	Tax Distribution	0	2.12	C
08/08	Tax Distribution	0	2.76	C
08/08	Tax Distribution	0	49.03	C
08/09	Tax Distribution	0	11.76	C
08/09	Tax Distribution	0	80.70	C
08/12	Tax Distribution	0	13.14	C
08/12	Tax Distribution	0	21.90	C
08/15	Tax Distribution	0	24.20	C



Yavapai County Treasurer

Monthly Statement

Date Range: 8/1/2022 to 8/31/2022

08/16	Tax Distribution	0	7.43	C
08/18	Tax Distribution	0	5.80	C
08/18	Tax Distribution	0	57.20	C
08/22	Tax Distribution	0	32.14	C
08/24	Tax Distribution	0	25.04	C
08/24	Tax Distribution	0	14.76	C
08/24	Tax Distribution	0	14.45	C
08/25	Tax Distribution	0	12.11	C
08/26	Tax Distribution	0	9.76	C
08/26	Tax Distribution	0	35.43	C
08/29	Tax Distribution	0	25.56	C
08/29	Tax Distribution	0	5.33	C
08/30	Tax Distribution	0	20.67	C
12100.2010 2010 Personal Property Taxes			Source Code Total: 1.28	
08/09	Tax Distribution	0	.27	C
08/29	Tax Distribution	0	1.01	C
12100.2017 2017 Personal Property Taxes			Source Code Total: .97	
08/19	Tax Distribution	0	.97	C
12100.2019 2019 Personal Property Taxes			Source Code Total: 6.10	
08/01	Tax Distribution	0	6.10	C
12100.2020 2020 Personal Property Taxes			Source Code Total: 74.12	
08/01	Tax Distribution	0	36.69	C
08/02	Tax Distribution	0	1.13	C
08/29	Tax Distribution	0	36.30	C
12100.2021 2021 Personal Property Taxes			Source Code Total: 93.60	
08/01	Tax Distribution	0	41.17	C
08/02	Tax Distribution	0	1.14	C
08/08	Tax Distribution	0	.66	C
08/16	Tax Distribution	0	2.24	C
08/25	Tax Distribution	0	13.66	C
08/29	Tax Distribution	0	34.73	C
38109.0 Interest on Investments St Treas			Source Code Total: 256.51	
08/30	Investment Interest	0	256.51	C
38113.0 Interest on Investments-Wells Fargo			Source Code Total: 2.48	
08/30	Investment Interest	0	2.48	C
6065640700 Chino Valley Fire Dist BDS			Ending Balance: 51,038.31	

Chino Valley Fire District
Bank Reconciliation Summary
For the Bank Statement ending: 8/31/2022

BANK CONTROL ID: BDS - YAVAPAI COUNTY TREASURER		DESC: BOND DEBT SERVICE	ACCOUNT NO: 6-65640-7000
Beginning Balance:	08/01/22		\$49,891.41
Deposits and Credits:			\$1,146.90
Checks and Charges:			\$0.00
Adjustments:			\$0.00
Ending Balance Per Reconciliation:			\$51,038.31
Ending Balance Per Bank Statement:	08/31/22		\$51,038.31
* Outstanding Deposits and Credits:	08/31/22		\$0.00
* Outstanding Checks and Charges:	08/31/22		\$0.00
Ending Book Balance:			\$51,038.31

* Outstanding amounts are all outstanding credits and charges dated prior or equal to the Reconciliation date.

Chino Valley Fire District
BR Checks and Charges Cleared
For the Bank Statement ending:

Date	Document	Description	Module	Company	Amount
------	----------	-------------	--------	---------	--------

TOTAL CHECKS AND CHARGES CLEARED:

Chino Valley Fire District
BR Checks and Charges Outstanding
For the Bank Statement ending:

<u>Date</u>	<u>Document</u>	<u>Description</u>	<u>Module</u>	<u>Company</u>	<u>Amount</u>
-------------	-----------------	--------------------	---------------	----------------	---------------

TOTAL CHECKS AND CHARGES OUTSTANDING:

Chino Valley Fire District
BR Deposits and Credits Cleared
For the Bank Statement ending: 8/31/22

BDS	Yavapai County Treasurer	Bond Debt Service	6-65640-7000
-----	--------------------------	-------------------	--------------

Date	Document	Description	Module	Company	Amount
08/31/22	Cash With Yav Cty	BDS Tax and Interest Revenue-A	GL	CHINOV	\$1,146.90
TOTAL DEPOSITS AND CREDITS CLEARED:					\$1,146.90

Chino Valley Fire District
BR Deposits and Credits Outstanding
For the Bank Statement ending:

Date	Document	Description	Module	Company	Amount
------	----------	-------------	--------	---------	--------

TOTAL DEPOSITS AND CREDITS OUTSTANDING:

Document Number	Date	BR Status	Void?	Description	Date Cleared	Amount
-----------------	------	-----------	-------	-------------	--------------	--------

MODULE: JOURNAL ENTRIES FROM GENERAL LEDGER

BANK CONTROL ID: BDS - YAVAPAI COUNTY TREASURER

Cash With Yav Cty	08/31/22	Marked	No	BDS Tax and Interest Revenue-A	09/13/22	\$1,146.90
-------------------	----------	--------	----	--------------------------------	----------	------------

SUB TOTAL FOR BANK: \$1,146.90

TOTAL FOR MODULE: \$1,146.90

Chino Valley Fire District
BR Adjustments Report
For the Bank Statement ending:

Date	Document	Description	GL Account	Offset Amt	Adj. Amt
------	----------	-------------	------------	------------	----------

DOCUMENT:

ADJUSTMENT DOCUMENT " TOTAL:

TOTAL FOR ALL ADJUSTMENTS:

9/13/22
5:29:10 PM

Chino Valley Fire District
Income Statement
(Original Budget to Actual Comparison)
For the period of 8/1/2022 Through 8/31/2022

Fund: (40) Bond Service Fund

	Account	Actual	Current Period Budget	Variance	%	Actual	Year To Date Budget	Variance	%
<u>Revenues</u>									
Real Estate Tax	40420000002	\$711.84	\$0.00	\$711.84	0.0%	\$406,419.06	\$0.00	\$406,419.06	0.0%
Personal Tax Revenue	40420500000	176.07	0.00	176.07	0.0	11,060.02	0.00	11,060.02	0.0
Net Revenues		\$887.91	\$0.00	\$887.91	0.0 %	\$417,479.08	\$0.00	\$417,479.08	0.0 %
Income (Loss) from Operations		\$887.91	\$0.00	\$887.91	0.0%	\$417,479.08	\$0.00	\$417,479.08	0.0%
<u>Other Income (Expense)</u>									
Bond Debt Service Interest Revenue	40430000000	\$258.99	\$0.00	\$258.99	0.0%	\$1,013.63	\$0.00	\$1,013.63	0.0%
Bond Debt Service Principle Payment	40600000000	0.00	0.00	0.00	0.0	(350,000.00)	0.00	(350,000.00)	0.0
Bond Debt Service Interest Expense	40610000000	0.00	0.00	0.00	0.0	(93,413.97)	0.00	(93,413.97)	0.0
Total Other Income (Expense)		\$258.99	\$0.00	\$258.99	0.0 %	\$(442,400.34)	\$0.00	\$(442,400.34)	0.0 %
Net Income (Loss)		\$1,146.90	\$0.00	\$1,146.90	0.0%	\$(24,921.26)	\$0.00	\$(24,921.26)	0.0%

9/13/22
5:29:13 PM

Chino Valley Fire District

Balance Sheet

As of 8/31/2022

Fund: (40) Bond Service Fund

Account: (1105) Not Defined

Assets

Current Assets

Bond Debt Service	\$51,038.31	
Total Current Assets		\$51,038.31
Total Assets		\$51,038.31
Total Liabilities and Net Assets		\$0.00

Chino Valley Fire District
GL Account Ledger - Detail By Period
8/1/2022 through 8/31/2022

Batch	Journal	Entry #	Date	Job	Document	Description	Debits	Credits	Balance
40.1105.0.0.000			BOND DEBT SERVICE						\$49,891.41
2268	GJ	144019	08/31/22		Cash With Yav Cty	BDS Tax and Interest Revenue-Aug2022	1,146.90	-	51,038.31
BOND DEBT SERVICE TOTALS:							<u>\$1,146.90</u>	<u>\$0.00</u>	<u>\$51,038.31</u>
TOTAL OF LEDGER:							<u>\$1,146.90</u>	<u>\$0.00</u>	<u>\$51,038.31</u>

Chino Valley Fire District
GL Trial Balance Worksheet
For The Period of 8/1/2022 through 8/31/2022

Account	Description	Balances				Adjustments
		Beginning	Debits	Credits	Ending	
40.1105.0.0.000	Bond Debt Service	\$49,891.41	\$1,146.90	\$0.00	\$51,038.31	
TOTALS:		<u>\$49,891.41</u>	<u>\$1,146.90</u>	<u>\$0.00</u>	<u>\$51,038.31</u>	

* Inactive accounts are marked and appear in grey.

Recorded at the request of:
CHINO VALLEY FIRE DISTRICT

When recorded, mail to:
Chino Valley Fire District
8603 E. Eastridge Drive
Prescott Valley, AZ 86314

CAPTION OF DOCUMENT: RESOLUTION NO. 2022-10

ANNEXATION -
OHM PROPERTY
PARCEL 303-05-134L

CHINO VALLEY FIRE DISTRICT

Resolution No. 2022-10

Annexation – Ohm - Parcel 303-05-134L – 25050 N. Big Springs Ranch Rd., Paulden

A FORMAL RESOLUTION OF THE ELECTED BOARD OF THE CHINO VALLEY FIRE DISTRICT ORDERING A CHANGE OF THE FIRE DISTRICT BOUNDARIES TO INCLUDE THAT PROPERTY DESCRIBED IN EXHIBIT “A” AS ATTACHED HERETO;

WHEREAS, Chino Valley Fire District Governing Board has been presented with a valid request for annexation of the area of the property described in Exhibit “A” as attached hereto, requesting that said property be annexed into the jurisdictional boundaries of the District; and

WHEREAS, the subject property is located within Yavapai County and is contiguous to the boundaries of Chino Valley Fire District as shown on the map attached hereto as Exhibit “B”; and

WHEREAS, all other pertinent requirements of A.R.S. § 48-262 have been addressed and met according to law; and

WHEREAS, the Chino Valley Fire District Board has determined that the inclusion of the subject property within the boundaries of the Chino Valley Fire District will benefit the Chino Valley Fire District and the property owner.

NOW THEREFORE, BE IT RESOLVED that the Fire District Board of Directors does hereby find that the proposed annexation satisfies the requirements of A.R.S. § 48-262(I), and does hereby order the change to its boundaries to include the area described above, as more specifically set forth in the attached legal description Exhibit "A" and map Exhibit "B".

APPROVED AND ADOPTED this 26 day of September, 2022.

Fire Board Chairperson
Chino Valley Fire District

Fire Board Clerk
Chino Valley Fire District

EXHIBIT A

Parcel 1:

All that portion of the Northeast Quarter of Section 36, Township 18 North, Range 3 West of the Gila and Salt River Base and Meridian, Yavapai County, Arizona, described as follows:

COMMENCING at the Northeast corner of Section 36;

Thence South 03°35'08" West, a distance of 508.96 feet to a 1/2 inch rebar and cap marked "Keystone RLS 33861", said point being the TRUE POINT OF BEGINNING;

Thence South 89°50'08" West, a distance of 575.25 feet;

Thence North 00°10'44" West, a distance of 224.98 feet;

Thence North 89°49'59" East, a distance of 458.48 feet;

Thence South 55°39'00" East, a distance of 139.87 feet;

Thence South 00°47'12" East, a distance of 145.76 feet to the TRUE POINT OF BEGINNING.

EXCEPT all coal, oil, gas and other minerals as reserved from said land.

Parcel 2:

An easement for the purpose of installation and maintenance of utilities, described as follows:

All that portion of Lot 2 as recorded in Book 69 of Land Surveys, Page 21, Records of Yavapai County, Arizona, situate in the Northeast Quarter of Section 36, Township 18 North, Range 3 West, of the Gila and Salt River Base and Meridian, Yavapai County, Arizona, described as follows:

Commencing at the Northeast corner of Section 36;

Thence South 89°50'43" West, a distance of 403.31 feet to a 1/2 inch rebar and cap marked "Famas 12005";

Thence South 34°55'11" East, a distance of 254.73 feet;

Thence South 55°51'44" East, a distance of 116.38 feet to the TRUE POINT OF BEGINNING;

Thence South 55°51'44" East, a distance of 14.32 feet;

Thence South 89°49'59" West, a distance of 458.48 feet;

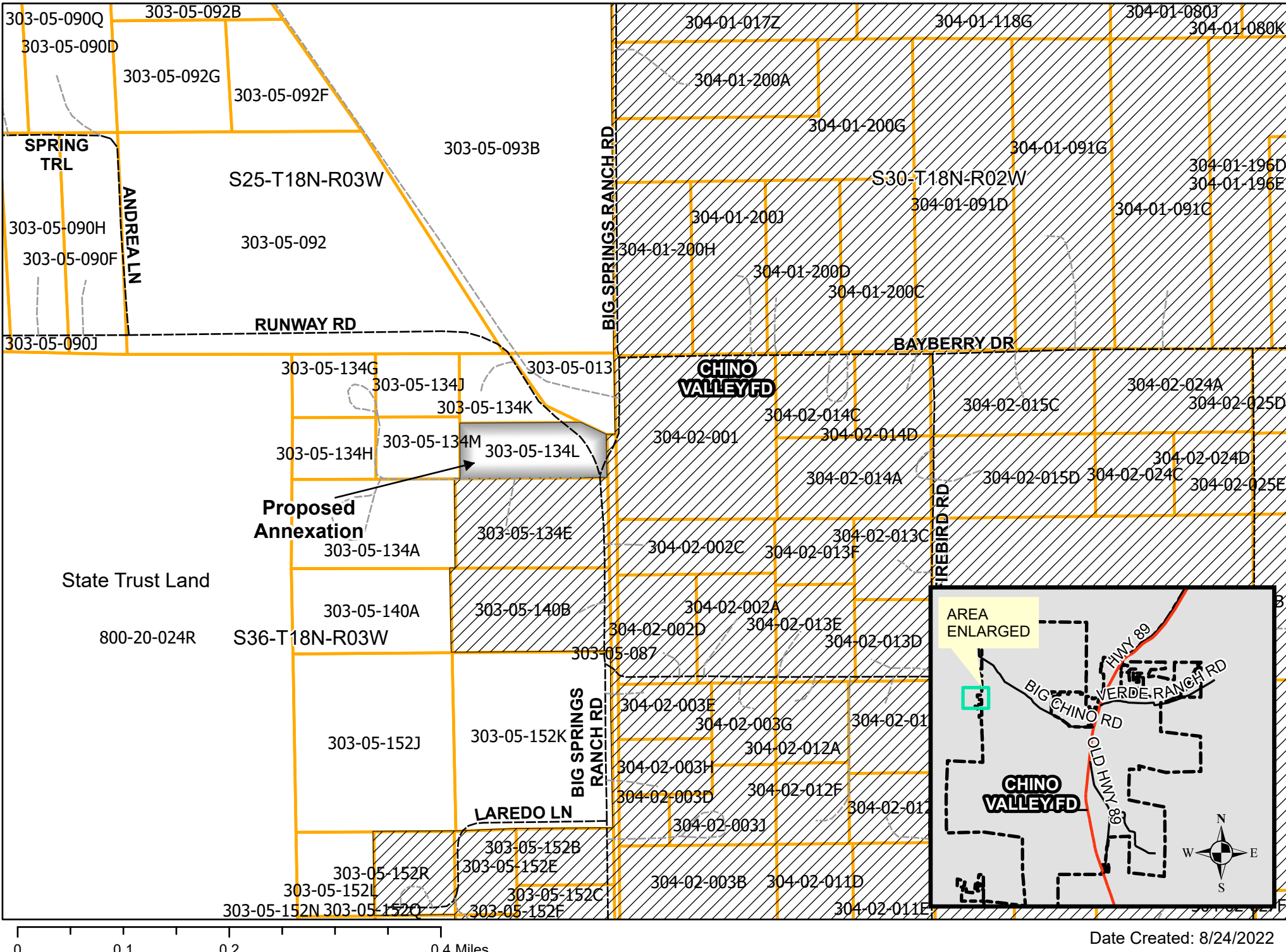
Thence North 00°10'44" West, a distance of 37.16 feet;

Thence North 89°48'14" East, a distance of 7.81 feet;

Thence South 00°38'52" East, a distance of 29.17 feet;

Thence North 89°49'59" East, a distance of 438.67 feet to the TRUE POINT OF BEGINNING.

EXHIBIT B





Chino Valley Fire District Single Parcel Annexation Request Form

Please return completed form along with the legal description to begin the process. A 'clean' legal description is necessary to annex, meaning re-typed and void of a title, headers, footers, page numbers, watermarks, handwriting, or other excess information. Refer to included checklist for further guidance.

Please mail this form and the legal description to:

Chino Valley Fire District
Governing Board
8603 E. Eastridge Drive
Prescott Valley, Arizona 86314

Date: 7/19/22

Dear Board Chairman,

As per A.R.S. § 48-262(H), I would like to request my property be annexed into the boundaries of the Chino Valley Fire District.

My property is adjacent to your current boundaries and is more specifically described as:

Parcel #: 303-05-134L Section/Township/Range: ~~18N/3W~~ 36/18N/13W

Physical Address: 25050 N Big Springs Ranch Rd., Paulden, AZ 86334

Owner's Name: Peter R. Ohm Sr. and Teresa Ohm

Mailing Address: 25050 N Big Springs Ranch Rd., Paulden, AZ 86334

Number of people living in this home: 2

I appreciate your consideration on this matter and look forward to hearing from you.

Signature of Owner: Peter R. Ohm Sr.

Signature of Co-Owner: Teresa Ohm