

AGENDA

**Central Arizona Fire and Medical Authority
Central Arizona Fire and Medical Authority Board of Directors
CA Regular Meeting
Monday, October 24, 2022, 5:00 pm - 6:00 pm
Central Arizona Fire and Medical Authority, Administration, 8603 E. Eastridge Drive,
Prescott Valley**

NOTICE OF MEETING

Pursuant to A.R.S. § 38-431.02, notice is hereby given to the members of the Central Arizona Fire and Medical Authority Board of Directors and the general public that the **Central Arizona Fire and Medical Authority** will hold a meeting open to the public on **Monday, October 24, 2022 at 5:00 p.m.** The meeting will be held at **Central Arizona Fire and Medical Authority, Administration, 8603 E. Eastridge Drive, Prescott Valley, Arizona.** The Board may vote to go into Executive Session on any agenda item, pursuant to A.R.S. §38-431.03(A)(3) for discussion and consultation for legal advice with Authority's Attorney on matters as set forth in the agenda item. The following topics and any variables thereto, will be subject to Board consideration, discussion, approval, or other action. All items are set for possible action. Members may attend in person or via remote methods of communication.

1. CALL TO ORDER / ROLL CALL OF BOARD MEMBERS
2. PLEDGE OF ALLEGIANCE
3. CORRESPONDENCE AND PRESENTATIONS

A. Letters from the Public and Board Recognition

4. REPORTS

Reports are informational only. Any item articulated in the reports is subject to clarification, discussion, and direction by the Board; no action will be taken.

A. Board Member Reports

B. Division Reports

5. CALL TO THE PUBLIC

In accordance with A.R.S. §38-431.01(H) the Central Arizona Fire and Medical Authority Board has decided to allow public comments as time permits. Those wishing to address the Board regarding an issue within the jurisdiction of this public body may do so by completing a *Call to the Public* form and submitting it to Staff. Speakers are limited to three (3) minutes, but may submit written comments for Board records. Call to the Public shall not exceed 30 minutes per meeting. Board members shall not discuss or take legal action on matters raised during an open call to the public, but may ask Staff to review a matter or may ask that a matter be placed on a future agenda.

6. CONSENT AGENDA

All matters listed under consent agenda are considered to be routine by the Central Arizona Fire and Medical Authority Board and will be enacted by one motion. There will be no separate discussion on these items. Any item may be removed by a Board member and will

be considered separately for motion, discussion, and action.

- A. Approve Regular Session Minutes - September 26, 2022
- B. Approve Executive Session Minutes - September 26, 2022
- C. Approve General Fund Financial Statements
- D. Approve Fire Protection Agreements: McCarthy

7. VOTE TO GO INTO EXECUTIVE SESSION

- A. Legal Advice Pursuant to A.R.S. §38-431.03(A)(4) Regarding SpeedConnect Sublease Agreement
- B. Legal Advice Pursuant to A.R.S. §38-431.03(A)(4) Regarding Priority Ambulance Service Contract
- C. Legal Advice Pursuant to A.R.S. §38-431.03(A)(4) Regarding Priority Ambulance Lease Contract
- D. Legal Advice Pursuant to A.R.S. §38-431.03(A)(3) Regarding AMR Communications

8. OLD BUSINESS

- A. Discussion and Possible Action Regarding the SpeedConnect Sublease Agreement
- B. Discussion and Possible Action Regarding Priority Ambulance Service Contract

9. NEW BUSINESS

- A. Discussion and Possible Action Regarding Priority Ambulance Lease Contract
- B. Discussion and Possible Action Regarding AMR Communications
- C. Discussion and Possible Action Regarding Station 58 Gym Expansion Project
- D. Discussion Regarding FY 2021 SAFER Grant Application

10. ADJOURNMENT

Disabled persons needing reasonable accommodations should call 928-772-7711 prior to the scheduled meeting.



With Deepest
Sympathy

Dear CAFMA family -

Thinking of you and
wishing you comfort
during this time of sorrow

We are holding you all close
in our hearts as you walk
through this awful tragedy.
If we could take some of the
pain from you, we would.
But we do hope that knowing
you are surrounded by many who
care deeply about you and love you,
helps you in the difficult days and
months ahead. We are with you -
~ city of Prescott team ~

From: [Denise Krizo](#)
To: [Kathy Goodman](#)
Subject: phone call rec'd 10/10/2022 @ 3:10pm
Date: Monday, October 10, 2022 3:17:55 PM

Hi Kathy,

A resident, Darren [REDACTED], called to give condolences on Zach's passing. He said he is a retired firefighter, and has had many interactions with Zach because he is currently fighting cancer. He said Engine 54 has been out to his house many times and he was just heartbroken when he heard. He said he dropped a statue off at ST 54 a few days ago(?). He's not looking for a response, just wanted to call to say he is thinking about us. He was crying by the end of the call.

Sincerely,

Denise Krizo
Administrative Specialist
Central Arizona Fire and Medical Authority
[8603 E. Eastridge Drive](#)
[Prescott Valley, AZ 86314](#)
PH: (928) 772-7711
Monday – Thursday 7 a.m. – 5 p.m.
[cazfire.gov](#)

To avoid inadvertent creation of a quorum and/or a serial meeting issue and to avoid liability for a potential violation of open meeting law, do not respond to all or forward to all fire board members from this email, and do not share opinions or discuss the substance of this matter with other fire board members by response to this email.

This communication may contain confidential and/or proprietary information and may not be disclosed to anyone other than the intended addressee. Any other disclosure is strictly prohibited by law. If you are not the intended addressee, you have received this communication in error. Please notify the sender immediately and destroy the communication including all content and any attachments.

Thank you.



WITH *Sympathy*

10-5-22

Please accept our sincere
Condolences during this
difficult time. We are
here for you if you
need anything.



*Our loved ones
leave behind spaces in the world
that can never be filled.
But they also leave behind
love and light in each of us,
sparks of joy and hope
that live in our hearts
and give strength to our souls.*

Kingman Fire Dept
Family

STEPHEN [REDACTED]

Prescott Valley, AZ 86314

Central Arizona Fire & Medical
8603 Eastridge Dr
Prescott Valley, AZ 86314

10/13/2022

RE: My [REDACTED] injury

Hey Guys! (especially Engine 50 C-Shift)

Thanks so much for the thoughtful note and well wishes concerning my [REDACTED] injury.

I completed my surgery, and had [REDACTED]

I think this will be successful.

Thanks so much for scraping me off the [REDACTED] sidewalk and delivering me to the emergency room. Your service was much needed and appreciated!

If I ever do recover from this crazy injury, I will have to challenge you all to a game or two of pickleball. You better keep practicing. 😊

If any of you decide to come by my office for an insurance quote, I will be glad to treat you to Dairy Queen since it is right next door!!

Sincerely,

Steve [REDACTED]

P.S - Delivering my bike & helmet to my home was
Also much appreciated!



DIVISION REPORTS

REPORTED TO THE
CENTRAL ARIZONA FIRE AND MEDICAL AUTHORITY
BOARD OF DIRECTORS

Chief's Report

By Fire Chief Freitag

As you know, the last several weeks have been focused on honoring Captain Zach Fields and his family. This was the first internal active-duty death for CAFMA, and the first for CYFD. I would like to thank our members who served as part of the Incident Management Team (IMT) for their selfless dedication to the Fields Family, the candlelight vigil, and the memorial. Battalion Chief Todd Abel acted as the Incident Commander for this 'incident.'

There are too many people to thank, and I don't want to miss anyone, so I won't list them name by name, but everyone's support was appreciated. I'd like to thank Senior Staff for their efforts throughout this event as well. From the first phone call to the final alarm, they worked to support our personnel, our Agency, and the Fields family.

How do we move forward from this? One step and one day at a time. Our trauma counseling team remains at the ready to assist, as do our Peer Team members. We continue to visit with and check in on our folks, and we will continue doing so as needed.

There is no good answer for what happened, and there never will be. Unfortunately, despite all of the support, counseling services, and training in place, Captain Fields found himself in such a dark place that he took his life. I would like to be able to say that this will be it, we will find the answer, and this will never happen again. As much as I would like to say it, the fact is that it may happen again despite our best efforts. I'm not trying to sound like there is no hope, because there is definitely hope. However, based on trends we see across the country, the size of our agency, and the varied background of our folks, we could see this again someday.

Staff recently completed the mandatory Center for Public Safety Excellence (CPSE) training so we can start moving forward with accreditation. Training Chief Dustin Parra is our Accreditation Manager and will be setting up meetings with our team soon to begin the process. There is a lot of work to be completed before registering with CPSE as an applicant agency. Part of that will include developing a joint Standard of Cover (SOC) with the Prescott Fire Department.

I recently finished facilitating the second week of the Chief Executive Officer Program (CEOP). This was a program partially based on the Senior Leadership Program we developed at CAFMA, along with the Texas Fire Chief Program curriculum. The first week of the program was in February, followed by a reading assignment and attendance at a seminar at the AFCA Conference in July. The students completed the program during their weeklong session this month.

We graduated 33 from the first ever offering and already have folks waiting to register for CEOP 2023. I'm very happy with how the program ended and am looking forward to next year – especially since Dave, Cody, John, and Dustin will be in attendance.



DIVISION REPORTS

REPORTED TO THE
CENTRAL ARIZONA FIRE AND MEDICAL AUTHORITY
BOARD OF DIRECTORS

Labor and management will meet again the first part of November. We have been working closely to educate our members and our community about Prop 310 which is on the November 8 ballot. Hopefully, we will know if it passes that night, or at least early on the 9th.



DIVISION REPORTS

REPORTED TO THE
CENTRAL ARIZONA FIRE AND MEDICAL AUTHORITY
BOARD OF DIRECTORS

Administration

By Assistant Chief Tharp

Henry + Horne completed their field audit of CAFMA, the CVFD, and the CYFD at the end of September. There is an extraordinary amount of work that goes into preparing for the three days of review and according to their team, we did an outstanding job. At the end of the visit, they informed us that there were no outstanding items and all schedules and reports looked great. This meant a lot to the Finance Division and especially Karen Mauldin, Finance Manager, because of the countless hours and preparation that she did to make sure all the financial reporting was accurate. A special thank you to all their efforts in preparation and accommodating the field audit team.

During this review process, the auditing staff reported on a couple of divisions. First, the Finance and Administrative Divisions worked to review the tens of thousands of entries for payment, including all the receipts and supportive documentation. Through their review process, they came across 30 items that did not have the supportive documents that they should have. The Finance and Administrative Divisions noted those items, researched and developed a process to assure better controls and then “self-reported” the discrepancies to the auditing team. Henry+Horne said that they knew of only one other organization that took the initiative to perform a self-review process, and then report on their short falls. They were very impressed with not only the self-review, but also the measures put into place to assure that there would not be a reoccurrence.

Another part of the field audit is the confirmation of assets. The auditing team asked to confirm some of our assets – like our Training Center, Warehouse and Fleet services center. While the team was impressed with the size and complexity of our organization and how we work with so many other agencies, they especially noted that wherever they went, personnel were professional, cheerful, and happy to explain the work of their division. Honestly, it was a humbling moment when they said that an organization is reflected by its employees, and we must have a great organization.

These instances will not be reflected in the annual financial audit reports or even in conversations between the Board or the auditing team, but CAFMA is a great organization, not because we are perfect – not even close. CAFMA is great because we are not afraid to look at areas we can improve - before it is pointed out by others, and we take pride and represent our agency with a positive and professional attitude. There are many challenges for CAFMA and its personnel, but we are surrounded by reminders that we can do better, and the support to do better. Thank you to all who represent CAFMA through your actions and attitude.



DIVISION REPORTS

REPORTED TO THE
CENTRAL ARIZONA FIRE AND MEDICAL AUTHORITY
BOARD OF DIRECTORS

SEPTEMBER 2022 RECORDS REQUESTS

Record Type	Received	Pending
EMS	1	0
Environmental	0	0
Fire	2	0
Incident	2	1
Public Record	6	0
Totals	11	1

LEGAL FEES

Chino Valley Fire District

09/01/22 Law Offices of Nicolas Cornelius Legal Services: April – August \$877.50

Central Yavapai Fire District

09/02/22 Law Offices of Nicolas Cornelius Legal Services: July – August \$540.00

Central Arizona Fire and Medical

09/02/22 Law Offices of Nicolas Cornelius Legal Services: April – August \$12,049.50



DIVISION REPORTS

REPORTED TO THE
CENTRAL ARIZONA FIRE AND MEDICAL AUTHORITY
BOARD OF DIRECTORS

Operations

By Assistant Chief Feddema

This month has been very difficult with the loss of Captain Zach Fields. The memorial service for Captain Fields was held on October 15th at the Heights Church. The event went very well and is a credit to the support and strength of all CAFMA personnel and their families. We also received support from many other agencies and community members to ensure that we were able to accomplish our mission to honor the memory of Captain Zach Fields and his family, and to recognize his service to the community. There are many personnel that have stepped up to support this mission, from those that worked on the Incident Management Team to the personnel that have worked to ensure that operations are maintained through this difficult time. I am grateful to work with such outstanding people, in all divisions, here at CAFMA. While we must continue to move forward, Zach will be missed and cherished in our hearts.

In the midst of this difficult time, there was opportunity. We have offered conditional employment to nine firefighters who will start their career in the Academy on November 7th. Their start date is conditional upon passing several background and health screenings before the Academy. We are excited to bring on this group to support CAFMA and this community. The hiring process went very well; we added a new testing component called the Wonderlic Test which scores candidates on their cognitive ability along with a personality profile based on their fit in the fire service. We have been very happy with the results of the hiring process. HR Specialist Lacie Sims did an excellent job putting the test together and working with the potential candidates. We also had an excellent group that helped with the candidates' first Oral Board, which consisted of Administrative Specialist Kathy Goodman, Captain Eric Merrill, Captain Dan McCarty, and Engineer Shaun Jones. Their feedback after screening the 30 candidates made the Chief's Interviews very easy. We look forward to bringing on this new group and experience the support they can bring to CAFMA.



DIVISION REPORTS

REPORTED TO THE
CENTRAL ARIZONA FIRE AND MEDICAL AUTHORITY
BOARD OF DIRECTORS

EMS Report

By EMS Chief Niemynski

CAFMA transported six patients in our Rescues during the month of September 2022. The total number of Rescue transports from 07/01/2021 – 10/18/2022 equals 233 times. CAFMA continues to send in our paramedics on BLS AMR ambulances. As of 10/18/2022 we have sent in a paramedic over 2,033 times to support a BLS ambulance from AMR since 07/01/2021. This is something we will continue to do as it is what is best for our citizens; however, we will be invoicing them our Type One engine fee of \$550 dollars later in the month of September.

CAFMA EMS training is holding several classes this month to provide recertification education for area EMS providers. These classes are instructor intensive and provide hands-on skills training with our equipment. There is also an airway lab to practice intubation, cricothyrotomy, and needle decompression skills on life like props/mannequins.

CAFMA received follow-up questions from AZDHS regarding our changing response times and maps. We are in the process of answering these questions, and then they can set a hearing date.

CAFMA was awarded a grant through the University of Arizona to participate in research and to improve upon our Continuous Quality Improvement program. This program uses a peer group to analyze our written EMS reports to make sure we are using proper protocols and identifying training needs. We have a meeting on the 26th to go over the process with the University of Arizona and a medical director's group. This should be a worthwhile endeavor.



DIVISION REPORTS

REPORTED TO THE
CENTRAL ARIZONA FIRE AND MEDICAL AUTHORITY
BOARD OF DIRECTORS

Planning and Logistics

By Assistant Chief Rose

FACILITIES

The roof is finally completed at Station 57! There was a brief delay adding gutters, boxes, and down spouts, but they wrapped it up this past week. Also, the doors were completed along with the upgraded operators. Next up will be the doors at Station 63; we are still waiting their shipment to arrive.

Station 58 is still slowly making progress with finalizing plans, quotes, and permits. It was determined that we should extend the existing roof out over what will be left of the patio area. It really seemed to make the most sense to just coordinate that at the same time as the enclosure. This, however, has increased the original budget amount and will need to go before the Board for approval to proceed.

The stainless-steel counter tops arrived and, along with the upgraded stove and microwave, have been installed at Station 54 along.

The quotes have been received and we are moving forward with both Station 54 and Station 53 radiant tube heater upgrade. Like most things these days, we are just waiting on receiving the equipment before scheduling the installs. I am hoping that we will see the equipment prior to the end of December at the latest.

The recent windstorm did some damage to the roof at the Comms building and to the Admin building. We are waiting on pricing to see what it will take to get the Comms repaired. The small amount of damage to Admin was repaired internally the next day.

Every year we seem to deal with roof leaks around the old sky lights at the Admin building. It was decided that it was time for them to go considering they are just filled with insulation and serve no purpose but to give us headaches every year with the rains. We are planning to have them removed and capped with a galvanized cover.

Well, it's that time a year again for the annual fire/backflow inspections at all the facilities along with the annual generator service. All of which is scheduled for the next week or so.

As always, routine maintenance is ongoing, but in addition we have had about 100 work orders come in since July 1st that have been resolved.

FLEET

Projects:

NEW TYPE 1 ENGINES: The new pumpers schedule of completion has changed to January/February. Currently, Fleet has been working with the Pierce representatives on the decal package that will go on these trucks. As far as equipment from Fleet for these new trucks, each will be supplied with a new set of TNT extrication equipment, a new Bullard TIC camera and a new set



DIVISION REPORTS

REPORTED TO THE
CENTRAL ARIZONA FIRE AND MEDICAL AUTHORITY
BOARD OF DIRECTORS

of saws, both chainsaw and circular K-12 rescue saw. That equipment has arrived at Fleet (with exception to two of the saws).

STAFF VEHICLES: The three new RAM 2500 4x4 trucks for Prevention and Tech Services are almost complete. We are currently waiting on two more of the camper shells to come in and be installed. The Tech Services truck is almost complete and should be in service in the next week.

UTV: The new UTV has arrived at the dealer in Payson and will be picked up the end of October. It will be outfitted the same as the last unit Fleet built for Battalion 6. Once it is at Fleet it will go to RCD development for install of the flat bed unit, it will then come back to Fleet for the rest of the build. This unit will be placed at Station 63. The UTV trailer was purchased and has been outfitted for transport of the UTV in and out of district.

WAREHOUSE DELIVERY TRUCK: The new delivery truck has been delivered to the Warehouse and placed in service. This truck offers a 16ft box with a 2500lb lift gate. Fleet added fold down shelving and a backup camera for safety.

Maintenance and Repair:

Annual pump tests for the fleet have been completed for the year. E-58 had damage to the right-side gull wing compartment.

Fleet completed this repair, and the engine was put back in service at Station 58. The total of repairs came in \$40.00 over the insurance adjustment.

E-53 had damage to the right rear body door. The door sent by the builder was wrong. We are still waiting on the correct door, so the truck was reassembled as is and put back in service.

E-59 was in for routine repairs and service when a broken subframe was found. Fleet was able to rebuild the subframe and get the truck back in service.

Water tenders have been making their way into Fleet for annual services and repairs. We typically try to get these units in during the winter months and keep them available during the summer months and wildland season.

This month we had a visit from the President and Vice president of Pierce manufacturing the builders of our new pumpers. The President of Hughes Fire Equipment also came on this visit. Hughes is our Pierce dealer that helped us along in the ordering process. The gentlemen wanted to meet with us to thank us for our purchase and work with us on continued support now and once the units are delivered. They also got a tour of our shop to see what our capabilities are for performing our own work on these units. They were very impressed with the facility and knowledge base in the Fleet staff.

PREVENTION

The Prescott Valley Outdoor Summit was held September 16-18 was a success for the community. This was the first year for this event that took place at the Findlay Event Center. It
24 October 2022



DIVISION REPORTS

REPORTED TO THE
CENTRAL ARIZONA FIRE AND MEDICAL AUTHORITY
BOARD OF DIRECTORS

drew a large attendance and the promoters plan on this being an annual event. Several other site and event inspections took place at the following locations: Findlay Event Center, Mortimer Farms, and Humboldt Aqua Fest downtown Humboldt. We are still seeing large projects being proposed through the Town of Prescott Valley Initial Project Review process. The Fire Pal program started back up and we are thankful to all of the Fire Pals who help make this program successful, as well as Nicole Engel who is handling the Fire Pal curriculum and props needed for the lessons.

A meeting was held at the Fain Signature Group Offices with several contractors who will be working on the Legado project. Legado will be the 5-story parking garage, apartments, rooftop restaurant and retail shopping located on Main St. and Florentine Rd. A site meeting took place at YRMC-E campus at the heliport. They are looking at having a fuel trailer at the port for offloading and fueling of the helicopter. Two potential hotel projects have been proposed. The Home2Suites at the corner of Glassford Hill Rd. and the frontage road and the Towneplace Suites at the corner of Main St. and Florentine Rd. Another housing development is also being proposed in the area of Market St. and Crownpointe Dr.

TECHNICAL SERVICES

New Radio Position – Tony Frazier, Dave Legge, and I have been going over the job descriptions for the Telecommunications Technician positions within our division, as we are working towards advertising a position. We are very near completion, with the next step working with HR on a plan for advertising the position. We hope to have some firm dates in the next couple of weeks.

Digital Onboarding – We worked with Patty Murphey and Lacie Sims to create a form for to take our onboarding of new employees digital. This form simplifies what was a few dozen sheets of paper per employee, greatly improving the process. We have additional improvements planned in the coming weeks.

Recycling – We just sent nine pallets of retired equipment picked up by our recycler ER2. ER2 is a recycler out of the valley that fantastic work when it comes to recycling including a full chain of custody, detailed inventory of all devices, data destruction verification, as well as taking on the liability of ensuring all assets are securely and properly disposed of according to NIST protocols. We expect to have our detailed inventory sheet in the next couple of weeks.

YCSO Dispatch – Dave Legge has been working to upgrade all of YCSO Dispatch console computers. New computers were purchased at the end of last fiscal year by the SO dispatch center, and Dave is nearing completion. This has been a joint effort by Dave Legge and Titus Overmyer.

Rescue Outfitting – Tony Frazier worked with Fleet to get the new Rescue 61 fully outfitted, including a new headset system. This headset system is similar to that in our engines and will become the standard in all rescues. If you have a chance to see it, please take a look. Tony did a fantastic job.

Squaw Peak Communications Site – DPS has a communications site at Squaw Peak (due east
24 October 2022



DIVISION REPORTS

REPORTED TO THE
CENTRAL ARIZONA FIRE AND MEDICAL AUTHORITY
BOARD OF DIRECTORS

of SR169) where we have some communications equipment. Dave Legge and Tony Frazier have been doing work at this site to improve our infrastructure, as well as working to bring some new equipment online that will help our communications when we respond to calls out SR169. More details on this to come in coming months.

YCSO Jail – Dave Legge has been taking the lead on working with Yavapai County and Sheriff's Office in working through some challenges in getting the radio system for the new jail ordered. We have a meeting scheduled next week with Prescott Fire Deputy Chief Thomas Knapp to go over some issues from the prevention / coding aspect. Thanks to Dave and Tony for staying on top of this and going above and beyond to make sure everything works correctly.

Migration – We are six weeks post migration, and most things are going smoothly. Our next steps are to change a couple of additional domains (Employee Portal, Telestaff, etc.), as well as doing some training for employees on the new possibilities with Office 365. We will also be working to implement multi-factor authentication for offsite email access in the coming weeks.

Town of Prescott Valley Phishing Issues – We worked with the Town of Prescott Valley IT Director Casey Danner when some of their staff were “phished” and began sending very specially crafted emails meant to gain access to our systems. We briefly put a block on emails from the town but stayed in constant communication with their team. The issues have since been resolved.

WAREHOUSE

The Warehouse division has been working on getting all the new recruits measured up for turnouts, uniforms, etc. Thankfully, we were able to get them all done in a week. All gear has been ordered. We hope to have as much of it as possible for them to pick up the week prior to the start of the academy.

These last few weeks have been challenging in staying on task with all the additional workload dealing with Captain Zach Fields. It was a team effort in making sure all tasks were taken care of with the additional needs of the department.

The Warehouse division received in our new hose roller. This will help tremendously in the efficiency of hose testing. Most notably, it will prevent back injuries from rolling LDH by hand. We will wrap up 2022 hose testing in the next few weeks.

Our division has been working on getting the uniform apparel all lined out for this year's uniform order. We have found great new garments to replace ones that we have had issues with. We are awaiting the cost increases from our vendor to complete the order form. We are doing our best to have the new order form out to everyone by November 1st.

We have sent off what we believe to be the final information to Prescott Fire for them to decide about utilizing our division in helping them with their logistics needs. We are hopeful to have an answer from them very soon.



DIVISION REPORTS

REPORTED TO THE
CENTRAL ARIZONA FIRE AND MEDICAL AUTHORITY
BOARD OF DIRECTORS

Response Report

By GIS | Records Management Specialist Freeman

Land Area: 369 sq. miles Population: ≈106,500 Fire Stations: 10 Full-Staffed

Responses in District

TOTAL FIRE INCIDENTS	6
STRUCTURE FIRE	0
STRUCTURE FIRE; CONFINED	2
MOBILE HOME/PORTABLE BLDG	0
VEHICLE FIRE	2
BRUSH/GRASS/WILDLAND FIRE	2
TRASH FIRE/OTHER	0

Fire is 0.51% of call volume

TOTAL RESCUE & EMS	791
--------------------	-----

EMS is 67.55% of call volume

OVERPRESSURE / OVERHEAT	0
HAZARDOUS CONDITION	6
SERVICE CALL	230
GOOD INTENT	92
FALSE ALARM/OTHER	46

Other is 31.94% of call volume

TOTAL INCIDENTS IN DISTRICT	1,171
INCIDENT RESPONSES BY CAFMA	1,321
TYPE-1 UNIT RESPONSES BY CAFMA	1,422

Fire Loss Summary

Residential Fire Loss	\$1,000
Commercial Fire Loss	\$0
Vehicle Fire Loss	\$49,000

Top 5 Call Types

733	EMS
135	Assist Invalid
50	Public Service
48	Cancelled en Route
30	No Incident Found on Arrival

Average total # of calls per day	39.03
Average fire calls per day	0.17
Average EMS calls per day	26.37
Average all other calls per day	12.47

Call Volume at PRCC

	Month	Year-to-Date
PFD	947	7,820
CAFMA	1,422	13,347
GCFD	22	127
OD	12	120
WKFD	3	39

Unit Responses

Unit	District	Total	Move Up
E50	141	158	18
E51	40	213	45
E53	212	215	6
E540	33	35	15
E54	133	133	0
E57	48	51	5
E58	172	178	1
E59	159	169	2
E61	93	95	7
E62	120	123	6
E63	41	43	27
TR50	4	7	0
B3	39	42	0
B6	21	23	0
Rescues	16	17	0

Calls by Municipality

Calls in Town of Chino Valley	164
Calls in Town of Prescott Valley	647
Calls in Town of Dewey-Humboldt	54
Calls in District, Unincorporated Area	306
Calls Out of District	12

Aid Agreement Summary

Aid Given to Prescott	167
Aid Received from Prescott	70
Aid Given to WVFD	0
Aid Received from WVFD	4
Mutual Aid Given	0
Mutual Aid Received	0

MINUTES

**Central Arizona Fire and Medical Authority
Central Arizona Fire and Medical Authority Board of Directors
Regular Meeting
Monday, September 26, 2022, 5:00 pm - 6:00 pm
Central Arizona Fire and Medical Authority, Administration, 8603 E. Eastridge Drive,
Prescott Valley**

In-Person Attendance

Darlene Packard; Dave Dobbs; Dave Tharp; Kathy Goodman; Lorette Stewart; Matt Zurcher; Rick Anderson

Remote Attendance

Nicolas Cornelius

Not In Attendance

Scott A Freitag; Susanne Dixon

NOTICE OF MEETING

1. CALL TO ORDER / ROLL CALL OF BOARD MEMBERS

Chair Zurcher called the meeting to order at 5:00 p.m.

2. PLEDGE OF ALLEGIANCE

Chair Zurcher led the Pledge of Allegiance.

3. CORRESPONDENCE AND PRESENTATIONS

A. County and Town Current Events Summaries

Town of Prescott Valley Councilman Roger Kinsinger provided an update on the Town's building permits, including that Five Guys and Jersey Mike's have started construction, and the new Marriott, west of Findlay Toyota, is gearing up. The LEGADO 5-story apartments have broken ground; the bottom floor will be retail shops and the top floor will be upscale restaurant. He also reported that Ativo Senior Living should be completed by end of the fourth quarter. He further shared that it is the Town's goal for Highway 69 to look nice for visitors and community members, and also that APS will be upgrading power lines around the Civic Center October 21, 2022 through February 6, 2023.

B. Letters from the Public and Board Recognition

Chief Tharp had nothing more to add.

4. REPORTS

A. Board Member Reports

Clerk Packard reported that she and her husband attended the IAFF Fallen Fire Fighter Memorial along with members of the Honor Guard. 469 names were placed on the wall for 2020 and 2021, including seven from Arizona. Director

Dobbs attended as well as part of the motorcycle tribute, and recommended that people make the time to visit as it is a touching experience. Clerk Packard attended with Captain King, Captain Olson, Firefighter Nall, Firefighter/Piper Copenhaver, Captain/Drummer Prange.

Chair Zurcher reported that he and Clerk Packard attended the Prescott Valley 9/11 Ceremony, and thanked Chief Freitag for his work as the emcee.

Chief Freitag joined at 5:12 p.m. via Zoom.

Chair Zurcher also voiced that September is Suicide Prevention Awareness Month, and there are many resources available for those that are suffering. He encouraged all to reach out if they find themselves in a dark place, and encouraged everyone to take the suicidal comments of others seriously.

B. Division Reports

Chief Tharp reminded the Board that the email that members have received from Chase Bank is a legitimate email, and asked the Board to respond accordingly.

Chief Freitag stated that he has had his surgical follow-up; recovery is going well. He shared that he has been diagnosed with rheumatoid arthritis, has been to see a doctor, and has received a course of treatment.

Local 3066 President Ben Roché provided an update on Proposition 310, including that if passed, CAFMA is projected to receive around \$7.5 million in the first year.

Chief Freitag thanked Kathy Goodman for her social media efforts on behalf of CAFMA, adding that posts remain neutral, but informative, and that other agencies have asked to share the material. He has also sent out a fact sheet and a set of bullet points specific to CAFMA's area. He shared that the Prescott Valley Outdoor Summit cost CAFMA money, while at the same time the Town of Prescott Valley realized a hike in funding through sales taxes. He then provided two more bullet point examples, and reminded the Board that CAFMA is already behind a 24-hour engine and it would take four years of incremental property tax increases to hire enough staff for that engine, but the Agency would still not have the six to eight million dollars required to build a station.

5. CALL TO THE PUBLIC

There were no public comments.

6. CONSENT AGENDA

- A. Approve Joint Special Budget Meeting Minutes - May 23, 2022
- B. Approve Regular Session Minutes - August 22, 2022
- C. Approve General Fund Financial Statements
- D. Approve Fire Protection Agreements: Spahr

Motion to approve the Consent Agenda.

Move: Rick Anderson Second: Dave Dobbs Status: Passed

Yes: Dave Dobbs, Darlene Packard, Matt Zurcher, Lorette Stewart, Rick Anderson

7. VOTE TO GO INTO EXECUTIVE SESSION

Motion to go into Executive Session at 5:25 p.m.

Move: Darlene Packard Second: Dave Dobbs Status: Passed

Yes: Dave Dobbs, Darlene Packard, Matt Zurcher, Lorette Stewart, Rick Anderson

A. Legal Advice Pursuant to A.R.S. §38-431.03(A)(4) Regarding SpeedConnect Sublease Agreement

B. Legal Advice Pursuant to A.R.S. §38-431.03(A)(4) Regarding Priority Ambulance Contract

8. OLD BUSINESS

A. Discussion and Possible Action Regarding the SpeedConnect Sublease Agreement

Reconvened into Open Session at 5:45 p.m.

Chair Zurcher stated that Attorney Cornelius has his direction.

B. Discussion and Possible Action Regarding Priority Ambulance Contract

Chair Zurcher stated that Attorney Cornelius has his direction.

9. ADJOURNMENT

Motion to adjourn at 5:46 p.m.

Move: Rick Anderson Second: Dave Dobbs Status: Passed

Yes: Dave Dobbs, Darlene Packard, Matt Zurcher, Lorette Stewart, Rick Anderson

The Central Arizona Fire and Medical Authority Board of Directors have reviewed and approved the following financial documents to include Income Statements, Balance Sheets, and Bank Reconciliations with supporting documents, Revenue and Expenditure Graphs, and Cash Flow Projections in compliance with A.R.S. § 48-805, 807.

CAFMA General Fund

Fire Board Chairperson Date

Fire Board Clerk Date

Signature indicating approval on next page

CENTRAL ARIZONA FIRE AND MEDICAL AUTHORITY
GENERAL FUND BANK RECONCILIATION SEPTEMBER, 2022

Reconciliation:	
Beginning Balance:	\$ 5,322,611.83
Fire District Deposits:	\$ 107,327.04
Interest Revenue	\$ 14,366.63
Transfer In: Fire Authority Funding	\$ 43,945.81
Disbursements:	\$ (1,935,664.92)
Other:	\$ -
Other:	\$ -
Ending Balance:	\$ 3,552,586.39

Difference Between Balances: \$ -

Bank Statement Balance:	
Balance Per Bank:	\$ 3,624,859.76
Outstanding Checks:	\$ (72,273.37)
Outstanding Deposits:	\$ -
Ending Balance:	\$ 3,552,586.39

G/L Ending Balance: \$ 3,552,586.39

\$ 3,552,586.39

Deposits Per Bank Statement:	
Fire District Deposits:	\$ 107,327.04
Interest Revenue:	\$ 14,366.63
Transfer In: CHINO Fire Authority Funding	\$ 10,896.73
Transfer In: CYFD Fire Authority Funding	\$ 33,049.08
Other:	\$ -
Other:	\$ -
Ending Balance:	\$ 165,639.48

Bank Reconciliation Register:	
Checks From Accounts Payable:	\$ 1,933,164.92
Other: GL JE For COP Administrative Fee	\$ 2,500.00
Total Checks and Charges:	\$ 1,935,664.92
Deposits From Accounts Receivable:	\$ 107,327.04
Other: GL JE for Fire Authority Funding	\$ 43,945.81
Other: GL JE for Interest Revenue	\$ 14,366.63
Ending Balance:	\$ 165,639.48

Reconciliation Approved By:

Scott Freitag
Digitally signed by Scott Freitag
Date: 2022.10.17 15:15:42 -07'00'
Scott Freitag, Fire Chief

Reconciliation Reviewed By:

Dave Tharp
Digitally signed by Dave Tharp
Date: 2022.10.17 13:34:19 -07'00'
David Tharp, Assistant Chief of Administration

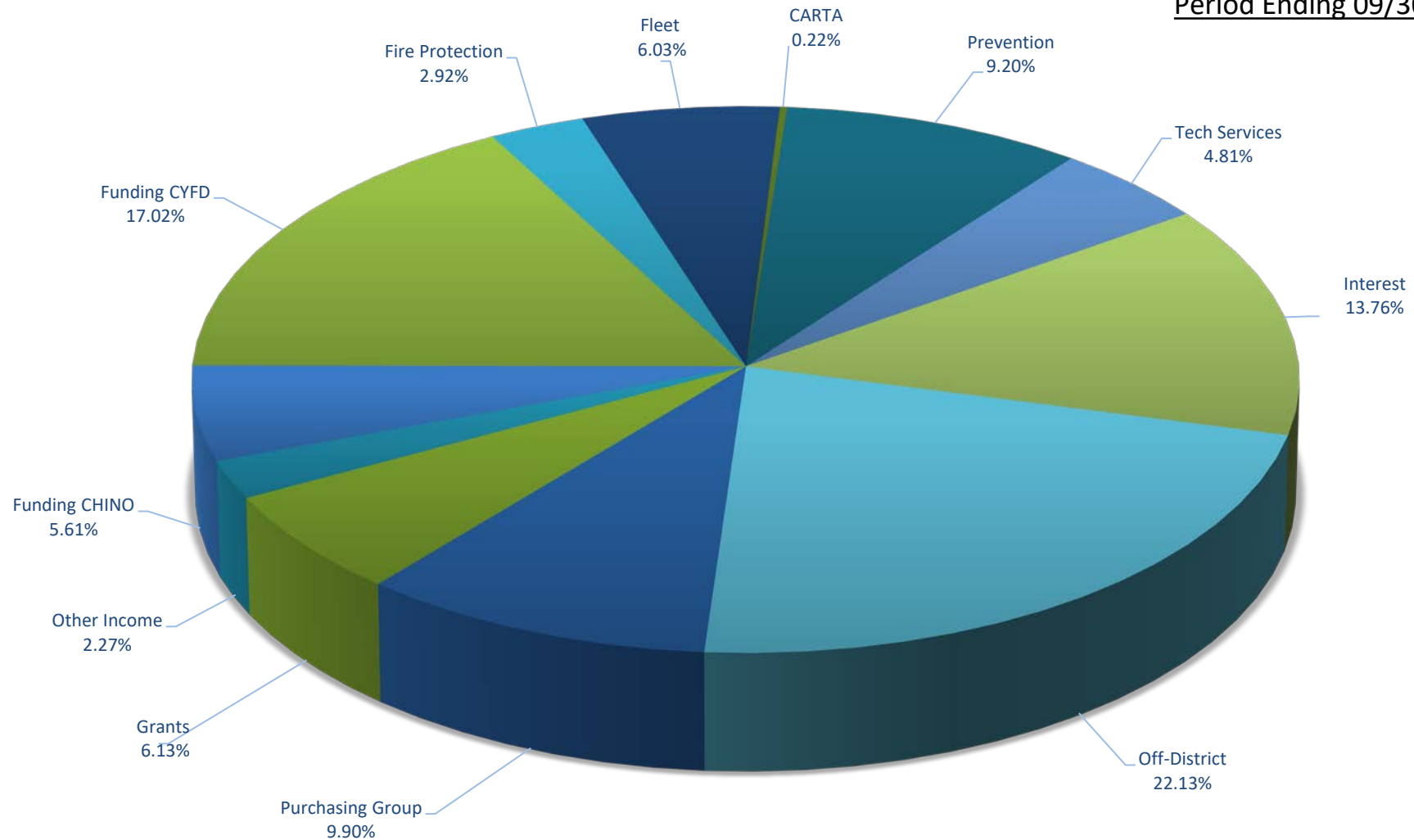
Reconciliation Prepared By:

Karen Mauldin
Digitally signed by Karen Mauldin
Date: 2022.10.13 10:50:55 -07'00'
Karen Mauldin, Finance Manager

**CENTRAL ARIZONA FIRE AND MEDICAL AUTHORITY
REVENUE GRAPH DATA**

		YTD	
	Revenue	Budget	%
Funding CHINO	\$ 10,897	\$ 5,575,524	5.61
Funding CYFD	\$ 33,049	\$ 23,300,649	17.02
Fire Protection	\$ 5,672	\$ 180,000	2.92
Fleet	\$ 11,720	\$ 40,000	6.03
CARTA	\$ 425	\$ 41,000	0.22
Prevention	\$ 17,877	\$ 81,730	9.20
Tech Services	\$ 9,336	\$ 185,497	4.81
Interest	\$ 26,718	\$ 50,000	13.76
Off-District	\$ 42,974	\$ 50,000	22.13
Purchasing Group	\$ 19,245	\$ 210,000	9.90
Grants	\$ 11,900	\$ 2,000,000	6.13
Other Income	\$ 4,406	\$ 1,406,635	2.27
TOTALS:	\$ 194,219	\$ 33,121,035	100.00

CAFMA
FY 2022 - 2023
General Fund Revenue
Period Ending 09/30/2022

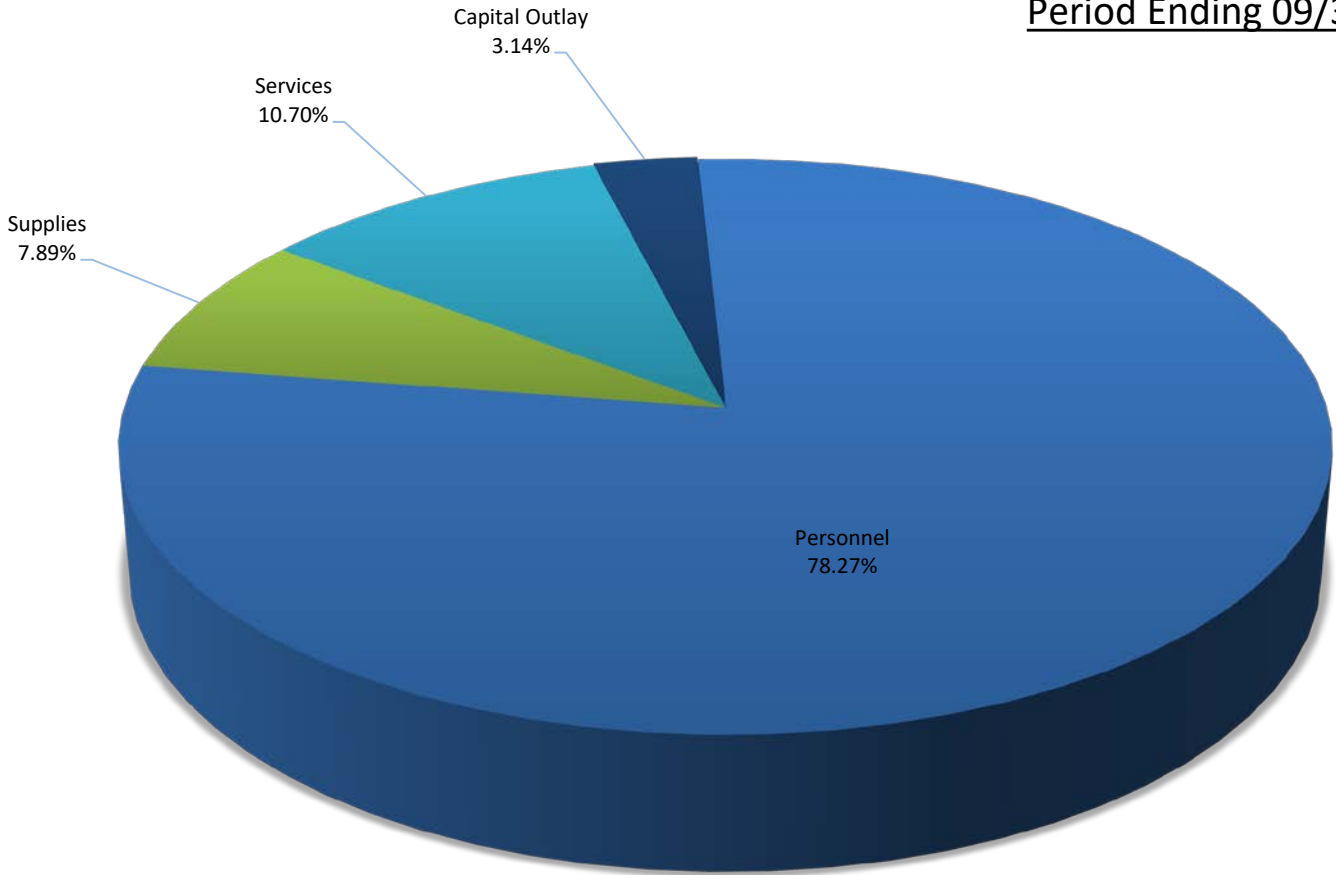


■ Funding CHINO ■ Funding CYFD ■ Fire Protection ■ Fleet ■ CARTA ■ Prevention ■ Tech Services ■ Interest ■ Off-District ■ Purchasing Group ■ Grants ■ Other Income

**CENTRAL ARIZONA FIRE AND MEDICAL AUTHORITY
EXPENSE GRAPH DATA**

		YTD	
Expense		Budget	%
Personnel	\$ 1,502,510	\$ 26,193,200	78.27
Supplies	\$ 151,482	\$ 2,853,724	7.89
Services	\$ 205,497	\$ 3,300,318	10.70
Capital Outlay	\$ 60,358	\$ 1,335,893	3.14
TOTAL:	\$ 1,919,846	\$ 33,683,135	100.00

CAFMA
FY 2022 - 2023
General Fund Expenditures
Period Ending 09/30/2022



■ Personnel

■ Supplies

■ Services

■ Capital Outlay

CENTRAL ARIZONA FIRE AND MEDICAL AUTHORITY
GENERAL FUND - SEPTEMBER, 2022

Transfer In: Chino Valley Fire District:	\$	10,896.73
Transfer In: Central Yavapai Fire District:	\$	33,049.08
Fire District Deposits:	\$	107,327.04
Interest Received:	\$	14,366.63

TOTAL	\$	165,639.48
-------	----	------------



Yavapai County Treasurer

Monthly Statement

Date Range: 9/1/2022 to 9/30/2022

CAFMA - General Fund
Fund: 6067340500

,





Yavapai County Treasurer

Monthly Statement

Date Range: 9/1/2022 to 9/30/2022

Account	Period	YTD		
6067340500	CAFMA-General Fund			
Begin Balance:	5,424,166.60	8,207,760.60		
Income:	165,639.48 ✓	1,874,168.99		
LOC Advance:	.00	.00		
Expense:	(1,964,946.32)	(6,457,069.83)	LOC:	.00
LOC Payments:	.00	.00	Warrants Outstanding:	(7,333.03)
Cash Balance:	3,624,859.76	3,624,859.76	End:	3,617,526.73

Monthly Statement Summary

Source Code	Description	MTDAmount	YTDAmount
6067340500	CAFMA-General Fund	Beginning Balance:	5,424,166.60
37122.0	Fire District Deposit	107,327.04	1,216,992.29
38109.0	Interest on Investments St Treas	13,153.58	18,819.70
38113.0	Interest on Investments-Wells Fargo	1,213.05	1,267.68
7376.0	Transfer in	43,945.81	637,089.32
91032.0	Warrants Redeemed	(1,962,446.32)	(6,454,569.83)
91707.0	Wire Transfer by County Treasurer	(2,500.00)	(2,500.00)
	Ending Balance:	3,624,859.76	3,624,859.76

Monthly Statement Detail

Date	Notes	Doc #	Amount	C/D
6067340500	CAFMA-General Fund		Beginning Balance: 5,424,166.60	
37122.0	Fire District Deposit		Source Code Total: 107,327.04	
09/08	CAFMA	0	4,155.46	C
09/08	CAFMA	0	10,047.91	C
09/08	CAFMA	0	9,727.55	C
09/15	DEPOSIT	0	2,332.61	C
09/15	DEPOSIT	0	12,376.12	C
09/22	DEPOSIT	0	10,855.47	C
09/22	DEPOSIT	0	3,043.50	C
09/29	CAFMA	0	15,407.67	C
09/29	CAFMA	0	39,380.75	C
38109.0	Interest on Investments St Treas		Source Code Total: 13,153.58	
09/28	Investment Interest	0	13,153.58	C
38113.0	Interest on Investments-Wells Fargo		Source Code Total: 1,213.05	
09/30	Investment Interest	0	1,213.05	C
7376.0	Transfer in		Source Code Total: 43,945.81	
09/21	Transfer Request per km	0	10,896.73	C
09/21	Transfer Request per km	0	33,049.08	C
91032.0	Warrants Redeemed		Source Code Total: (1,962,446.32)	
09/01	Paid Warrants	0	(354.85)	D
09/02	Paid Warrants	0	(672,450.34)	D



Yavapai County Treasurer

Monthly Statement

Date Range: 9/1/2022 to 9/30/2022

09/07	Paid Warrants	0	(4,546.25)	D
09/08	Paid Warrants	0	(729.82)	D
09/09	Paid Warrants	0	(10,856.92)	D
09/12	Paid Warrants	0	(80,444.73)	D
09/13	Paid Warrants	0	(88,598.29)	D
09/14	Paid Warrants	0	(41,031.60)	D
09/15	Paid Warrants	0	(47,343.98)	D
09/16	Paid Warrants	0	(2,909.09)	D
09/19	Paid Warrants	0	(66.05)	D
09/20	Paid Warrants	0	(685,867.22)	D
09/20	Correction on Warrant Entry per km	0	(1,875.00)	D
09/21	Paid Warrants	0	(357.53)	D
09/22	Paid Warrants	0	(18,225.14)	D
09/23	Paid Warrants	0	(238,144.90)	D
09/26	Paid Warrants	0	(45,025.09)	D
09/27	Paid Warrants	0	(18,005.01)	D
09/28	Paid Warrants	0	(4,117.86)	D
09/29	Paid Warrants	0	(1,496.65)	D
91707.0 Wire Transfer by County Treasurer			Source Code Total: (2,500.00)	
09/21	Admin fees for COP - request dtd 9/20/22	0	(2,500.00)	D

6067340500 CAFMA-General Fund **Ending Balance: 3,624,859.76**

Warrant Detail

Payee Name	Warrant	Amount	Issue Dt	Status Dt	Voucher
6067340500 CAFMA-General Fund		Account Total: 1,967,904.35			
Fund: 5673		Fund Total: 1,967,904.35			
Status: OUTS		Status Total: 7,333.03			
/	0706733580	250.16	09/19/22	10/03/22	
/	0706733581	114.21	09/19/22	10/03/22	
/	0706733582	6,831.09	09/19/22	10/03/22	
/	0706733605	137.57	09/19/22	10/03/22	
Status: PAID		Status Total: 1,960,571.32			
/	0706733307	729.82	07/25/22	09/08/22	
/	0706733408	2,890.00	08/08/22	09/16/22	
/	0706733422	27.28	08/22/22	09/01/22	
/	0706733427	24,053.03	08/22/22	09/14/22	
/	0706733446	133.09	08/22/22	09/02/22	
/	0706733450	558.00	08/22/22	09/13/22	
/	0706733459	327.57	08/22/22	09/01/22	
/	0706733460	4,412.50	08/22/22	09/07/22	
/	0706733462	3,285.00	08/22/22	09/09/22	



Yavapai County Treasurer

Monthly Statement

Date Range: 9/1/2022 to 9/30/2022

/	0706733463	280.00	08/22/22	09/02/22	
/	0706733478	19.09	09/01/22	09/16/22	
/	0706733479	458.00	09/01/22	09/13/22	
/	0706733480	73,460.29	09/01/22	09/12/22	
/	0706733500	3,937.84	09/01/22	09/14/22	
/	0706733501	1,145.62	09/01/22	09/14/22	
/	0706733502	2,585.00	09/01/22	09/15/22	
/	0706733503	529.00	09/01/22	09/15/22	
/	0706733504	467.73	09/01/22	09/13/22	
/	0706733505	10,490.68	09/01/22	09/15/22	
/	0706733507	2,786.64	09/01/22	09/12/22	
/	0706733508	31.20	09/01/22	09/14/22	
/	0706733510	1,158.08	09/01/22	09/15/22	
/	0706733511	32.13	09/01/22	09/12/22	
/	0706733513	945.32	09/01/22	09/02/22	
/	0706733514	671,091.93	09/01/22	09/02/22	
/	0706733516	57,820.56	09/01/22	09/13/22	
/	0706733517	401.40	09/01/22	09/13/22	
/	0706733518	3,622.50	09/01/22	09/12/22	
/	0706733519	20,341.97	09/01/22	09/13/22	
/	0706733520	4,044.42	09/01/22	09/14/22	
/	0706733521	723.76	09/01/22	09/15/22	
/	0706733523	75.07	09/01/22	09/13/22	
/	0706733524	5,410.92	09/01/22	09/13/22	
/	0706733525	7,571.92	09/01/22	09/09/22	
/	0706733527	6,676.49	09/01/22	09/14/22	
/	0706733528	302.47	09/01/22	09/14/22	
/	0706733529	14,324.00	09/01/22	09/23/22	
/	0706733530	426.89	09/01/22	09/13/22	
/	0706733531	57.22	09/01/22	09/15/22	
/	0706733532	66.05	09/01/22	09/19/22	
/	0706733533	133.75	09/01/22	09/07/22	
/	0706733534	206.55	09/01/22	09/23/22	
/	0706733535	859.42	09/01/22	09/20/22	
/	0706733536	200.00	09/01/22	09/14/22	
/	0706733537	140.00	09/01/22	09/13/22	
/	0706733538	544.55	09/01/22	09/13/22	
/	0706733539	1,029.54	09/01/22	09/13/22	
/	0706733540	543.17	09/01/22	09/12/22	
/	0706733541	210.39	09/01/22	09/13/22	



Yavapai County Treasurer

Monthly Statement

Date Range: 9/1/2022 to 9/30/2022

/	0706733542	94.64	09/01/22	09/14/22
/	0706733543	327.90	09/01/22	09/13/22
/	0706733544	31,800.24	09/01/22	09/15/22
/	0706733545	347.20	09/01/22	09/13/22
/	0706733546	545.89	09/01/22	09/14/22
/	0706733547	38.17	09/01/22	09/13/22
/	0706733549	62.08	09/19/22	09/26/22
/	0706733550	245.20	09/19/22	09/21/22
/	0706733551	112.33	09/19/22	09/21/22
/	0706733552	11,661.47	09/19/22	09/27/22
/	0706733553	7,177.50	09/19/22	09/26/22
/	0706733554	1,599.62	09/19/22	09/23/22
/	0706733555	434.00	09/19/22	09/23/22
/	0706733556	3,232.50	09/19/22	09/22/22
/	0706733557	7,224.26	09/19/22	09/26/22
/	0706733559	1,427.50	09/19/22	09/23/22
/	0706733560	1,163.00	09/19/22	09/27/22
/	0706733561	773.09	09/19/22	09/26/22
/	0706733562	677,616.94	09/19/22	09/20/22
/	0706733564	7,390.86	09/19/22	09/20/22
/	0706733568	502.90	09/19/22	09/27/22
/	0706733569	44.16	09/19/22	09/23/22
/	0706733570	12,049.50	09/19/22	09/22/22
/	0706733571	9,741.08	09/19/22	09/26/22
/	0706733574	1,660.61	09/19/22	09/27/22
/	0706733575	133.09	09/19/22	09/29/22
/	0706733576	1,077.12	09/19/22	09/29/22
/	0706733577	148.68	09/19/22	09/27/22
/	0706733578	51.93	09/19/22	09/26/22
/	0706733579	240.21	09/19/22	09/23/22
/	0706733583	181.90	09/19/22	09/23/22
/	0706733586	279.08	09/19/22	09/26/22
/	0706733587	127.53	09/19/22	09/26/22
/	0706733588	362.06	09/19/22	09/26/22
/	0706733589	2,157.57	09/19/22	09/27/22
/	0706733590	286.44	09/19/22	09/29/22
/	0706733591	173,603.72	09/19/22	09/23/22
/	0706733592	462.16	09/19/22	09/26/22
/	0706733593	190.37	09/19/22	09/27/22
/	0706733594	1,653.99	09/19/22	09/26/22



Yavapai County Treasurer

Monthly Statement

Date Range: 9/1/2022 to 9/30/2022

/	0706733595	1,082.76	09/19/22	09/23/22	
/	0706733596	450.00	09/19/22	09/28/22	
/	0706733597	671.46	09/19/22	09/26/22	
/	0706733598	1,850.49	09/19/22	09/28/22	
/	0706733601	38,120.00	09/19/22	09/23/22	
/	0706733602	415.00	09/19/22	09/26/22	
/	0706733603	336.74	09/19/22	09/27/22	
/	0706733604	249.87	09/19/22	09/28/22	
/	0706733606	59.03	09/19/22	09/23/22	
/	0706733607	1,786.36	09/19/22	09/26/22	
/	0706733610	1,420.00	09/19/22	09/28/22	
/	0706733611	4,721.69	09/19/22	09/26/22	
/	0706733612	2,793.14	09/19/22	09/22/22	
/	0706733613	43.09	09/19/22	09/27/22	
/	0706733614	5,801.10	09/19/21	09/23/22	
/	0706733615	147.50	09/19/22	09/28/22	
/	0706733616	433.74	09/19/22	09/23/22	
/	0706733617	284.66	09/19/22	09/26/22	
/	0706733618	4,832.55	09/19/22	09/26/22	
/	0706733619	140.58	09/19/22	09/27/22	
/	0706733620	46.90	09/19/22	09/26/22	
/	0706733621	4,101.71	09/19/22	09/26/22	
/	0706733622	250.00	09/19/22	09/26/22	
/	0706733623	411.61	09/19/22	09/23/22	
/	0706733624	150.00	09/19/22	09/22/22	
/	0706733625	175.00	09/19/22	09/23/22	
		Count	Amount		
Total OUTS:		4	7,333.03		
Total PAID:		115	1,960,571.32		

CENTRAL ARIZONA FIRE AND MEDICAL AUTHORITY
CAPITAL RESERVE FUND - SEPTEMBER, 2022

<hr/>		
Interest Received:	\$	12,351.29
Transfer In: CAFMA General Fund	\$	-
Miscellaneous Adjustments:	\$	-
<hr/>		
TOTAL	\$	12,351.29
<hr/>		



Yavapai County Treasurer

Monthly Statement

Date Range: 9/1/2022 to 9/30/2022

**CAFMA-Capital Reserve Fund
(CAFMA)**

,





Yavapai County Treasurer

Monthly Statement

Date Range: 9/1/2022 to 9/30/2022

Account	Period	YTD		
6067340200	CAFMA-Capital Reserve Fund			
Begin Balance:	6,030,046.59	6,026,141.00		
Income:	12,351.29 ✓	16,256.88		
LOC Advance:	.00	.00		
Expense:	.00	.00	LOC:	.00
LOC Payments:	.00	.00	Warrants Outstanding:	.00
Cash Balance:	6,042,397.88	6,042,397.88	End:	6,042,397.88

Monthly Statement Summary

Source Code	Description		MTDAmount	YTDAmount
6067340200 CAFMA-Capital Reserve Fund		Beginning Balance:	6,030,046.59	6,026,141.00
38109.0	Interest on Investments St Treas		11,308.40	15,176.69
38113.0	Interest on Investments-Wells Fargo		1,042.89	1,080.19
		Ending Balance:	6,042,397.88	6,042,397.88

Monthly Statement Detail

Date	Notes	Doc #	Amount	C/D
6067340200 CAFMA-Capital Reserve Fund			Beginning Balance: 6,030,046.59	
38109.0 Interest on Investments St Treas			Source Code Total: 11,308.40	
09/28	Investment Interest	0	11,308.40	C
38113.0 Interest on Investments-Wells Fargo			Source Code Total: 1,042.89	
09/30	Investment Interest	0	1,042.89	C
6067340200 CAFMA-Capital Reserve Fund			Ending Balance: 6,042,397.88	

CENTRAL ARIZONA FIRE AND MEDICAL AUTHORITY
PSPRS CONTINGENCY RESERVE FUND - SEPTEMBER, 2022

Interest Received:	\$	4,099.15
Transfer In:	\$	-
Other:		

TOTAL	\$	4,099.15
-------	----	----------



Yavapai County Treasurer

Monthly Statement

Date Range: 9/1/2022 to 9/30/2022

CAFMA
6067340700
PSPRS

,





Yavapai County Treasurer

Monthly Statement

Date Range: 9/1/2022 to 9/30/2022

Account	Period	YTD		
6067340700	CAFMA PSPRS Contingency Reserve Fund			
Begin Balance:	2,000,000.00	2,000,000.00		
Income:	4,099.15 ✓	4,099.15		
LOC Advance:	.00	.00		
Expense:	.00	.00	LOC:	.00
LOC Payments:	.00	.00	Warrants Outstanding:	.00
Cash Balance:	2,004,099.15	2,004,099.15	End:	2,004,099.15

Monthly Statement Summary

Source Code	Description	MTDAmount	YTDAmount
6067340700 CAFMA PSPRS Contingency Reserve Fund	Beginning Balance:	2,000,000.00	2,000,000.00
38109.0	Interest on Investments St Treas	3,753.04	3,753.04
38113.0	Interest on Investments-Wells Fargo	346.11	346.11
	Ending Balance:	2,004,099.15	2,004,099.15

Monthly Statement Detail

Date	Notes	Doc #	Amount	C/D
6067340700 CAFMA PSPRS Contingency Reserve Fund			Beginning Balance: 2,000,000.00	
38109.0	Interest on Investments St Treas		Source Code Total: 3,753.04	
09/28	Investment Interest	0	3,753.04	C
38113.0	Interest on Investments-Wells Fargo		Source Code Total: 346.11	
09/30	Investment Interest	0	346.11	C
6067340700 CAFMA PSPRS Contingency Reserve Fund			Ending Balance: 2,004,099.15	

CAFMA-Central Arizona Fire and Medical
Bank Reconciliation Summary
For the Bank Statement ending: 9/30/2022

BANK CONTROL ID: CAFMA - GENERAL FUND		DESC: GENERAL FUND	ACCOUNT NO: 1100
Beginning Balance:	09/01/22		\$5,424,166.60
Deposits and Credits:			\$165,639.48
Checks and Charges:			(\$1,964,946.32)
Adjustments:			\$0.00
Ending Balance Per Reconciliation:			<u>\$3,624,859.76</u>
Ending Balance Per Bank Statement:	09/30/22		\$3,624,859.76
* Outstanding Deposits and Credits:	09/30/22		\$0.00
* Outstanding Checks and Charges:	09/30/22		(\$72,273.37)
Ending Book Balance:			<u>\$3,552,586.39</u>

* Outstanding amounts are all outstanding credits and charges dated prior or equal to the Reconciliation date.

CAFMA-Central Arizona Fire and Medical

BR Checks and Charges Cleared

For the Bank Statement ending: 9/30/22

CAFMA		General Fund			1100
Date	Document	Description	Module	Company	Amount
06/27/22	756743139	Crisenberg, Gary	AP	CAFMA	\$1,875.00
07/25/22	756743307	Copper State Supply, Inc	AP	CAFMA	\$729.82
08/08/22	756743408	Schuster, Alan	AP	CAFMA	\$2,890.00
08/22/22	756743422	Action Graphics	AP	CAFMA	\$27.28
08/22/22	756743427	BlueAlly	AP	CAFMA	\$24,053.03
08/22/22	756743446	Dish Network	AP	CAFMA	\$133.09
08/22/22	756743450	Goering, Roberts, Rubin	AP	CAFMA	\$558.00
08/22/22	756743459	O'Reilly Auto Parts	AP	CAFMA	\$327.57
08/22/22	756743460	Public Safety Crisis Solutions	AP	CAFMA	\$4,412.50
08/22/22	756743462	Questionmark Corporation	AP	CAFMA	\$3,285.00
08/22/22	756743463	Restored By Faith LLC	AP	CAFMA	\$280.00
09/01/22	756743478	Action Graphics	AP	CAFMA	\$19.09
09/01/22	756743479	All West Fire Protection	AP	CAFMA	\$458.00
09/01/22	756743480	American Express, Inc.	AP	CAFMA	\$73,460.29
09/01/22	756743500	APS	AP	CAFMA	\$3,937.84
09/01/22	756743501	Arizona Emergency Products	AP	CAFMA	\$1,145.62
09/01/22	756743502	Auto Trim Plus LLC	AP	CAFMA	\$2,585.00
09/01/22	756743503	Aviat US, Inc	AP	CAFMA	\$529.00
09/01/22	756743504	Best Pick Disposal, Inc	AP	CAFMA	\$467.73
09/01/22	756743505	Bound Tree Medical LLC	AP	CAFMA	\$10,490.68
09/01/22	756743507	B & W Fire Security Systems	AP	CAFMA	\$2,786.64
09/01/22	756743508	Sparklight	AP	CAFMA	\$31.20
09/01/22	756743510	CenturyLink	AP	CAFMA	\$1,158.08
09/01/22	756743511	CenturyLink	AP	CAFMA	\$32.13
09/01/22	756743513	Chase Bank	AP	CAFMA	\$945.32
09/01/22	756743514	Chase Bank	AP	CAFMA	\$671,091.93
09/01/22	756743516	City of Prescott	AP	CAFMA	\$57,820.56
09/01/22	756743517	City of Prescott	AP	CAFMA	\$401.40
09/01/22	756743518	Coppersmith Brockelman PLC	AP	CAFMA	\$3,622.50
09/01/22	756743519	Curtis Tools for Heroes	AP	CAFMA	\$20,341.97
09/01/22	756743520	Enerspect Medical Solutions	AP	CAFMA	\$4,044.42
09/01/22	756743521	FACTORY MOTOR PARTS	AP	CAFMA	\$723.76
09/01/22	756743523	FEDEX	AP	CAFMA	\$75.07
09/01/22	756743524	Foremost Promotions	AP	CAFMA	\$5,410.92
09/01/22	756743525	Freightliner of AZ, LLC	AP	CAFMA	\$7,571.92
09/01/22	756743527	Michael M. Golightly & Assoc	AP	CAFMA	\$6,676.49
09/01/22	756743528	W.W. Grainger, Inc	AP	CAFMA	\$302.47
09/01/22	756743529	HDA Architects, LLC	AP	CAFMA	\$14,324.00
09/01/22	756743530	Interstate Batteries	AP	CAFMA	\$426.89
09/01/22	756743531	JLS Tools, LLC	AP	CAFMA	\$57.22
09/01/22	756743532	Melcher Printing, Inc	AP	CAFMA	\$66.05
09/01/22	756743533	Patty Murphey	AP	CAFMA	\$133.75
09/01/22	756743534	National Fire Codes	AP	CAFMA	\$206.55
09/01/22	756743535	ATWOOD, DENISE & CHRISTOPHER	AP	CAFMA	\$859.42
09/01/22	756743536	Prescott Vly Chamber of Comm	AP	CAFMA	\$200.00
09/01/22	756743537	Restored By Faith LLC	AP	CAFMA	\$140.00
09/01/22	756743538	Smart Document Solutions	AP	CAFMA	\$544.55
09/01/22	756743539	Staples Contract & Commerc.Inc	AP	CAFMA	\$1,029.54
09/01/22	756743540	D.G.Shoemaker & Associates Inc	AP	CAFMA	\$543.17
09/01/22	756743541	Tessco, Inc	AP	CAFMA	\$210.39
09/01/22	756743542	Town of Prescott Valley	AP	CAFMA	\$94.64
09/01/22	756743543	Unisource Energy Services	AP	CAFMA	\$327.90
09/01/22	756743544	Wex Bank	AP	CAFMA	\$31,800.24
09/01/22	756743545	XEROX FINANCIAL SERVICES	AP	CAFMA	\$347.20
09/01/22	756743546	Yavapai Fleet Yavapai Machine	AP	CAFMA	\$545.89
09/01/22	756743547	York	AP	CAFMA	\$38.17
09/19/22	756743549	Arizona General / Ace Hardware	AP	CAFMA	\$62.08
09/19/22	756743550	Jonathan Apolinar	AP	CAFMA	\$245.20
09/19/22	756743551	Johnathan Apolinar	AP	CAFMA	\$112.33
09/19/22	756743552	APS	AP	CAFMA	\$11,661.47
09/19/22	756743553	Arizona Crisis Team (ACT)	AP	CAFMA	\$7,177.50
09/19/22	756743554	Auto Trim Plus LLC	AP	CAFMA	\$1,599.62

CAFMA-Central Arizona Fire and Medical

BR Checks and Charges Cleared
For the Bank Statement ending: 9/30/22

CAFMA		General Fund			1100
Date	Document	Description	Module	Company	Amount
09/19/22	756743555	BACKBOARDS BOOMERANG	AP	CAFMA	\$434.00
09/19/22	756743556	Bennett Oil	AP	CAFMA	\$3,232.50
09/19/22	756743557	Bound Tree Medical LLC	AP	CAFMA	\$7,224.26
09/19/22	756743559	B & W Fire Security Systems	AP	CAFMA	\$1,427.50
09/19/22	756743560	Sparklight	AP	CAFMA	\$1,163.00
09/19/22	756743561	CenturyLink	AP	CAFMA	\$773.09
09/19/22	756743562	Chase Bank	AP	CAFMA	\$677,616.94
09/19/22	756743564	Chase Card Services	AP	CAFMA	\$7,390.86
09/19/22	756743568	Chino Heating & Cooling, Inc	AP	CAFMA	\$502.90
09/19/22	756743569	City of Prescott	AP	CAFMA	\$44.16
09/19/22	756743570	Law Off. of Nicolas Cornelius	AP	CAFMA	\$12,049.50
09/19/22	756743571	Crew Boss	AP	CAFMA	\$9,741.08
09/19/22	756743574	Curtis Tools for Heroes	AP	CAFMA	\$1,660.61
09/19/22	756743575	Dish Network	AP	CAFMA	\$133.09
09/19/22	756743576	FACTORY MOTOR PARTS	AP	CAFMA	\$1,077.12
09/19/22	756743577	FEDEX	AP	CAFMA	\$148.68
09/19/22	756743578	FleetPride, Inc	AP	CAFMA	\$51.93
09/19/22	756743579	Freightliner of AZ, LLC	AP	CAFMA	\$240.21
09/19/22	756743583	W.W. Grainger, Inc	AP	CAFMA	\$181.90
09/19/22	756743586	Nicholas Guzzo	AP	CAFMA	\$279.08
09/19/22	756743587	Nicholas Guzzo	AP	CAFMA	\$127.53
09/19/22	756743588	Hillyard, Inc-Flagstaff	AP	CAFMA	\$362.06
09/19/22	756743589	ImageTrend	AP	CAFMA	\$2,157.57
09/19/22	756743590	Interstate Batteries	AP	CAFMA	\$286.44
09/19/22	756743591	KAIROS Health Arizona, Inc	AP	CAFMA	\$173,603.72
09/19/22	756743592	Lamb Chevrolet	AP	CAFMA	\$462.16
09/19/22	756743593	Life Assist Inc	AP	CAFMA	\$190.37
09/19/22	756743594	Manzanita Landscaping, Inc	AP	CAFMA	\$1,653.99
09/19/22	756743595	Matheson Tri-Gas, Inc	AP	CAFMA	\$1,082.76
09/19/22	756743596	THADDEUS MCGUIRE	AP	CAFMA	\$450.00
09/19/22	756743597	Motorola Solutions Inc	AP	CAFMA	\$671.46
09/19/22	756743598	NAPA Auto Parts	AP	CAFMA	\$1,850.49
09/19/22	756743601	NFP Property and Casualty	AP	CAFMA	\$38,120.00
09/19/22	756743602	Northern AZ Premier Termite	AP	CAFMA	\$415.00
09/19/22	756743603	Savage, Warren & Jodi	AP	CAFMA	\$336.74
09/19/22	756743604	O'Reilly Auto Parts	AP	CAFMA	\$249.87
09/19/22	756743606	Prescott Steel & Welding	AP	CAFMA	\$59.03
09/19/22	756743607	Prescott Valley Ace Hardware	AP	CAFMA	\$1,786.36
09/19/22	756743610	RadioSoft, Inc.	AP	CAFMA	\$1,420.00
09/19/22	756743611	The Counseling Office of	AP	CAFMA	\$4,721.69
09/19/22	756743612	RWC Group	AP	CAFMA	\$2,793.14
09/19/22	756743613	Besonson Tools LLC	AP	CAFMA	\$43.09
09/19/22	756743614	Source One Supply	AP	CAFMA	\$5,801.10
09/19/22	756743615	State 48 Recycling Inc	AP	CAFMA	\$147.50
09/19/22	756743616	Staples Contract & Commerce Inc	AP	CAFMA	\$433.74
09/19/22	756743617	Stryker Sales Corporation	AP	CAFMA	\$284.66
09/19/22	756743618	Tessco, Inc	AP	CAFMA	\$4,832.55
09/19/22	756743619	Town of Prescott Valley	AP	CAFMA	\$140.58
09/19/22	756743620	Unisource Energy Services	AP	CAFMA	\$46.90
09/19/22	756743621	Verizon Wireless	AP	CAFMA	\$4,101.71
09/19/22	756743622	ROGER WOOD	AP	CAFMA	\$250.00
09/19/22	756743623	XEROX FINANCIAL SERVICES	AP	CAFMA	\$411.61
09/19/22	756743624	Yavapai Regional Medical Ctr	AP	CAFMA	\$150.00
09/19/22	756743625	ZebraScapes LLC	AP	CAFMA	\$175.00
09/30/22	Cash With Yav Cty	COP Administrative Fee	GL	CAFMA	\$2,500.00
TOTAL CHECKS AND CHARGES CLEARED:					\$1,964,946.32

CAFMA-Central Arizona Fire and Medical

BR Checks and Charges Outstanding

For the Bank Statement ending: 9/30/22

CAFMA		General Fund			1100
Date	Document	Description	Module	Company	Amount
05/26/22	756743037	Starkweather Roofing Inc	AP	CAFMA	\$21,852.00
06/27/22	756743120	ACG Systems Inc	AP	CAFMA	\$1,059.22
06/27/22	756743140	Cross Connections	AP	CAFMA	\$3,682.30
06/27/22	756743170	Anixter Inc	AP	CAFMA	\$5,932.19
06/27/22	756743174	Tessco, Inc	AP	CAFMA	\$3,751.51
06/27/22	756743175	Tessco, Inc	AP	CAFMA	\$26,332.26
07/25/22	756743327	National Fire Sprinkler Assoc	AP	CAFMA	\$50.00
08/08/22	756743400	AZ FIRE SPRINKLERS LLC	AP	CAFMA	\$324.00
09/01/22	756743509	Center for Educ & Employm Law	AP	CAFMA	\$159.00
09/01/22	756743512	Chains Required	AP	CAFMA	\$579.75
09/19/22	756743548	Able Saw, LLC	AP	CAFMA	\$682.12
09/19/22	756743572	Adam Croft	AP	CAFMA	\$89.37
09/19/22	756743573	Adam Croft	AP	CAFMA	\$38.38
09/19/22	756743580	Timothy Gallman	AP	CAFMA	\$250.16
09/19/22	756743581	Timothy Gallman	AP	CAFMA	\$114.21
09/19/22	756743582	GovInvest Inc	AP	CAFMA	\$6,831.09
09/19/22	756743584	Nathaniel Green	AP	CAFMA	\$280.13
09/19/22	756743585	Nathaniel Green	AP	CAFMA	\$128.11
09/19/22	756743605	Pitney Bowes Global Financial	AP	CAFMA	\$137.57
TOTAL CHECKS AND CHARGES OUTSTANDING:					\$72,273.37

CAFMA-Central Arizona Fire and Medical

BR Deposits and Credits Cleared

For the Bank Statement ending: 9/30/22

CAFMA		General Fund			1100
Date	Document	Description	Module	Company	Amount
09/08/22	4128	Deposit	AR	CAFMA	\$2,560.30
09/08/22	4129	Deposit	AR	CAFMA	\$8,925.67
09/08/22	4130	Deposit	AR	CAFMA	\$3,448.24
09/08/22	4131	Deposit	AR	CAFMA	\$1,595.16
09/08/22	4132	Deposit	AR	CAFMA	\$6,599.67
09/08/22	4133	Deposit	AR	CAFMA	\$801.88
09/15/22	4135	Deposit	AR	CAFMA	\$10,499.46
09/15/22	4136	Deposit	AR	CAFMA	\$442.61
09/15/22	4137	Deposit	AR	CAFMA	\$1,890.00
09/15/22	4138	Deposit	AR	CAFMA	\$1,876.66
09/22/22	4140	Deposit	AR	CAFMA	\$9,989.47
09/22/22	4141	Deposit	AR	CAFMA	\$1,464.50
09/22/22	4143	Deposit	AR	CAFMA	\$1,579.00
09/22/22	4144	Deposit	AR	CAFMA	\$866.00
09/29/22	4146	Deposit	AR	CAFMA	\$38,672.75
09/29/22	4147	Deposit	AR	CAFMA	\$94.27
09/29/22	4150	Deposit	AR	CAFMA	\$708.00
09/29/22	4151	Deposit	AR	CAFMA	\$15,313.40
09/30/22	Cash With Yav Cty	Fire Authority Funding - Septe	GL	CAFMA	\$43,945.81
09/30/22	Cash With Yav Cty	GF Interest - September, 2022	GL	CAFMA	\$14,366.63
TOTAL DEPOSITS AND CREDITS CLEARED:					<u>\$165,639.48</u>

CAFMA-Central Arizona Fire and Medical
BR Deposits and Credits Outstanding
For the Bank Statement ending:

Date	Document	Description	Module	Company	Amount
------	----------	-------------	--------	---------	--------

TOTAL DEPOSITS AND CREDITS OUTSTANDING:

Bank Reconciliation Register

Document Number	Date	BR Status	Void?	Description	Date Cleared	Amount
MODULE: CHECKS FROM ACCOUNTS PAYABLE						
BANK CONTROL ID: CAFMA - GENERAL FUND						
756743478	09/01/22	Marked	No	Action Graphics	10/13/22	\$19.09
756743479	09/01/22	Marked	No	All West Fire Protection	10/13/22	\$458.00
756743480	09/01/22	Marked	No	American Express, Inc.	10/13/22	\$73,460.29
756743500	09/01/22	Marked	No	APS	10/13/22	\$3,937.84
756743501	09/01/22	Marked	No	Arizona Emergency Products	10/13/22	\$1,145.62
756743502	09/01/22	Marked	No	Auto Trim Plus LLC	10/13/22	\$2,585.00
756743503	09/01/22	Marked	No	Aviat US, Inc	10/13/22	\$529.00
756743504	09/01/22	Marked	No	Best Pick Disposal, Inc	10/13/22	\$467.73
756743505	09/01/22	Marked	No	Bound Tree Medical LLC	10/13/22	\$10,490.68
756743507	09/01/22	Marked	No	B & W Fire Security Systems	10/13/22	\$2,786.64
756743508	09/01/22	Marked	No	Sparklight	10/13/22	\$31.20
756743509	09/01/22	Retrieved	No	Center for Educ & Employm Law		\$159.00
756743510	09/01/22	Marked	No	CenturyLink	10/13/22	\$1,158.08
756743511	09/01/22	Marked	No	CenturyLink	10/13/22	\$32.13
756743512	09/01/22	Retrieved	No	Chains Required		\$579.75
756743513	09/01/22	Marked	No	Chase Bank	10/13/22	\$945.32
756743514	09/01/22	Marked	No	Chase Bank	10/13/22	\$671,091.93
756743516	09/01/22	Marked	No	City of Prescott	10/13/22	\$57,820.56
756743517	09/01/22	Marked	No	City of Prescott	10/13/22	\$401.40
756743518	09/01/22	Marked	No	Coppersmith Brockelman PLC	10/13/22	\$3,622.50
756743519	09/01/22	Marked	No	Curtis Tools for Heroes	10/13/22	\$20,341.97
756743520	09/01/22	Marked	No	Enerspect Medical Solutions	10/13/22	\$4,044.42
756743521	09/01/22	Marked	No	FACTORY MOTOR PARTS	10/13/22	\$723.76
756743523	09/01/22	Marked	No	FEDEX	10/13/22	\$75.07
756743524	09/01/22	Marked	No	Foremost Promotions	10/13/22	\$5,410.92
756743525	09/01/22	Marked	No	Freightliner of AZ, LLC	10/13/22	\$7,571.92
756743527	09/01/22	Marked	No	Michael M. Golightly & Assoc	10/13/22	\$6,676.49
756743528	09/01/22	Marked	No	W.W. Grainger, Inc	10/13/22	\$302.47
756743529	09/01/22	Marked	No	HDA Architects, LLC	10/13/22	\$14,324.00
756743530	09/01/22	Marked	No	Interstate Batteries	10/13/22	\$426.89
756743531	09/01/22	Marked	No	JLS Tools, LLC	10/13/22	\$57.22
756743532	09/01/22	Marked	No	Melcher Printing, Inc	10/13/22	\$66.05
756743533	09/01/22	Marked	No	Patty Murphey	10/13/22	\$133.75
756743534	09/01/22	Marked	No	National Fire Codes	10/13/22	\$206.55
756743535	09/01/22	Marked	No	ATWOOD, DENISE & CHRISTOPHER	10/13/22	\$859.42
756743536	09/01/22	Marked	No	Prescott Vly Chamber of Comm	10/13/22	\$200.00
756743537	09/01/22	Marked	No	Restored By Faith LLC	10/13/22	\$140.00
756743538	09/01/22	Marked	No	Smart Document Solutions	10/13/22	\$544.55
756743539	09/01/22	Marked	No	Staples Contract & Commerc.Inc	10/13/22	\$1,029.54
756743540	09/01/22	Marked	No	D.G.Shoemaker & Associates Inc	10/13/22	\$543.17
756743541	09/01/22	Marked	No	Tessco, Inc	10/13/22	\$210.39
756743542	09/01/22	Marked	No	Town of Prescott Valley	10/13/22	\$94.64
756743543	09/01/22	Marked	No	Unisource Energy Services	10/13/22	\$327.90
756743544	09/01/22	Marked	No	Wex Bank	10/13/22	\$31,800.24
756743545	09/01/22	Marked	No	XEROX FINANCIAL SERVICES	10/13/22	\$347.20
756743546	09/01/22	Marked	No	Yavapai Fleet Yavapai Machine	10/13/22	\$545.89
756743547	09/01/22	Marked	No	York	10/13/22	\$38.17
756743548	09/19/22	Retrieved	No	Able Saw, LLC		\$682.12
756743549	09/19/22	Marked	No	Arizona General / Ace Hardware	10/13/22	\$62.08
756743550	09/19/22	Marked	No	Jonathan Apolinar	10/13/22	\$245.20
756743551	09/19/22	Marked	No	Johnathan Apolinar	10/13/22	\$112.33
756743552	09/19/22	Marked	No	APS	10/13/22	\$11,661.47
756743553	09/19/22	Marked	No	Arizona Crisis Team (ACT)	10/13/22	\$7,177.50
756743554	09/19/22	Marked	No	Auto Trim Plus LLC	10/13/22	\$1,599.62
756743555	09/19/22	Marked	No	BACKBOARDS BOOMERANG	10/13/22	\$434.00
756743556	09/19/22	Marked	No	Bennett Oil	10/13/22	\$3,232.50
756743557	09/19/22	Marked	No	Bound Tree Medical LLC	10/13/22	\$7,224.26
756743559	09/19/22	Marked	No	B & W Fire Security Systems	10/13/22	\$1,427.50
756743560	09/19/22	Marked	No	Sparklight	10/13/22	\$1,163.00
756743561	09/19/22	Marked	No	CenturyLink	10/13/22	\$773.09
756743562	09/19/22	Marked	No	Chase Bank	10/13/22	\$677,616.94
756743564	09/19/22	Marked	No	Chase Card Services	10/13/22	\$7,390.86

Bank Reconciliation Register

Document Number	Date	BR Status	Void?	Description	Date Cleared	Amount
MODULE: CHECKS FROM ACCOUNTS PAYABLE						
BANK CONTROL ID: CAFMA - GENERAL FUND						(CONTINUED)
756743568	09/19/22	Marked	No	Chino Heating & Cooling, Inc	10/13/22	\$502.90
756743569	09/19/22	Marked	No	City of Prescott	10/13/22	\$44.16
756743570	09/19/22	Marked	No	Law Off. of Nicolas Cornelius	10/13/22	\$12,049.50
756743571	09/19/22	Marked	No	Crew Boss	10/13/22	\$9,741.08
756743572	09/19/22	Retrieved	No	Adam Croft		\$89.37
756743573	09/19/22	Retrieved	No	Adam Croft		\$38.38
756743574	09/19/22	Marked	No	Curtis Tools for Heroes	10/13/22	\$1,660.61
756743575	09/19/22	Marked	No	Dish Network	10/13/22	\$133.09
756743576	09/19/22	Marked	No	FACTORY MOTOR PARTS	10/13/22	\$1,077.12
756743577	09/19/22	Marked	No	FEDEX	10/13/22	\$148.68
756743578	09/19/22	Marked	No	FleetPride, Inc	10/13/22	\$51.93
756743579	09/19/22	Marked	No	Freightliner of AZ, LLC	10/13/22	\$240.21
756743580	09/19/22	Retrieved	No	Timothy Gallman		\$250.16
756743581	09/19/22	Retrieved	No	Timothy Gallman		\$114.21
756743582	09/19/22	Retrieved	No	GovInvest Inc		\$6,831.09
756743583	09/19/22	Marked	No	W.W. Grainger, Inc	10/13/22	\$181.90
756743584	09/19/22	Retrieved	No	Nathaniel Green		\$280.13
756743585	09/19/22	Retrieved	No	Nathaniel Green		\$128.11
756743586	09/19/22	Marked	No	Nicholas Guzzo	10/13/22	\$279.08
756743587	09/19/22	Marked	No	Nicholas Guzzo	10/13/22	\$127.53
756743588	09/19/22	Marked	No	Hillyard, Inc-Flagstaff	10/13/22	\$362.06
756743589	09/19/22	Marked	No	ImageTrend	10/13/22	\$2,157.57
756743590	09/19/22	Marked	No	Interstate Batteries	10/13/22	\$286.44
756743591	09/19/22	Marked	No	KAIROS Health Arizona, Inc	10/13/22	\$173,603.72
756743592	09/19/22	Marked	No	Lamb Chevrolet	10/13/22	\$462.16
756743593	09/19/22	Marked	No	Life Assist Inc	10/13/22	\$190.37
756743594	09/19/22	Marked	No	Manzanita Landscaping, Inc	10/13/22	\$1,653.99
756743595	09/19/22	Marked	No	Matheson Tri-Gas, Inc	10/13/22	\$1,082.76
756743596	09/19/22	Marked	No	THADDEUS MCGUIRE	10/13/22	\$450.00
756743597	09/19/22	Marked	No	Motorola Solutions Inc	10/13/22	\$671.46
756743598	09/19/22	Marked	No	NAPA Auto Parts	10/13/22	\$1,850.49
756743601	09/19/22	Marked	No	NFP Property and Casualty	10/13/22	\$38,120.00
756743602	09/19/22	Marked	No	Northern AZ Premier Termite	10/13/22	\$415.00
756743603	09/19/22	Marked	No	Savage, Warren & Jodi	10/13/22	\$336.74
756743604	09/19/22	Marked	No	O'Reilly Auto Parts	10/13/22	\$249.87
756743605	09/19/22	Retrieved	No	Pitney Bowes Global Financial		\$137.57
756743606	09/19/22	Marked	No	Prescott Steel & Welding	10/13/22	\$59.03
756743607	09/19/22	Marked	No	Prescott Valley Ace Hardware	10/13/22	\$1,786.36
756743610	09/19/22	Marked	No	RadioSoft, Inc.	10/13/22	\$1,420.00
756743611	09/19/22	Marked	No	The Counseling Office of	10/13/22	\$4,721.69
756743612	09/19/22	Marked	No	RWC Group	10/13/22	\$2,793.14
756743613	09/19/22	Marked	No	Besonson Tools LLC	10/13/22	\$43.09
756743614	09/19/22	Marked	No	Source One Supply	10/13/22	\$5,801.10
756743615	09/19/22	Marked	No	State 48 Recycling Inc	10/13/22	\$147.50
756743616	09/19/22	Marked	No	Staples Contract & Commerc.Inc	10/13/22	\$433.74
756743617	09/19/22	Marked	No	Stryker Sales Corporation	10/13/22	\$284.66
756743618	09/19/22	Marked	No	Tessco, Inc	10/13/22	\$4,832.55
756743619	09/19/22	Marked	No	Town of Prescott Valley	10/13/22	\$140.58
756743620	09/19/22	Marked	No	Unisource Energy Services	10/13/22	\$46.90
756743621	09/19/22	Marked	No	Verizon Wireless	10/13/22	\$4,101.71
756743622	09/19/22	Marked	No	ROGER WOOD	10/13/22	\$250.00
756743623	09/19/22	Marked	No	XEROX FINANCIAL SERVICES	10/13/22	\$411.61
756743624	09/19/22	Marked	No	Yavapai Regional Medical Ctr	10/13/22	\$150.00
756743625	09/19/22	Marked	No	ZebraScapes LLC	10/13/22	\$175.00
SUB TOTAL FOR BANK:						\$1,933,164.92
TOTAL FOR MODULE:						\$1,933,164.92

MODULE: DEPOSITS FROM ACCOUNTS RECEIVABLE

BANK CONTROL ID: CAFMA - GENERAL FUND

4128	09/08/22	Marked	No	Deposit	10/13/22	\$2,560.30
4129	09/08/22	Marked	No	Deposit	10/13/22	\$8,925.67

Bank Reconciliation Register

Document Number	Date	BR Status	Void?	Description	Date Cleared	Amount
-----------------	------	-----------	-------	-------------	--------------	--------

MODULE: DEPOSITS FROM ACCOUNTS RECEIVABLE

BANK CONTROL ID: CAFMA - GENERAL FUND

(CONTINUED)

4130	09/08/22	Marked	No	Deposit	10/13/22	\$3,448.24
4131	09/08/22	Marked	No	Deposit	10/13/22	\$1,595.16
4132	09/08/22	Marked	No	Deposit	10/13/22	\$6,599.67
4133	09/08/22	Marked	No	Deposit	10/13/22	\$801.88
4135	09/15/22	Marked	No	Deposit	10/13/22	\$10,499.46
4136	09/15/22	Marked	No	Deposit	10/13/22	\$442.61
4137	09/15/22	Marked	No	Deposit	10/13/22	\$1,890.00
4138	09/15/22	Marked	No	Deposit	10/13/22	\$1,876.66
4140	09/22/22	Marked	No	Deposit	10/13/22	\$9,989.47
4141	09/22/22	Marked	No	Deposit	10/13/22	\$1,464.50
4143	09/22/22	Marked	No	Deposit	10/13/22	\$1,579.00
4144	09/22/22	Marked	No	Deposit	10/13/22	\$866.00
4146	09/29/22	Marked	No	Deposit	10/13/22	\$38,672.75
4147	09/29/22	Marked	No	Deposit	10/13/22	\$94.27
4150	09/29/22	Marked	No	Deposit	10/13/22	\$708.00
4151	09/29/22	Marked	No	Deposit	10/13/22	\$15,313.40

SUB TOTAL FOR BANK:	\$107,327.04
---------------------	--------------

TOTAL FOR MODULE:	\$107,327.04
-------------------	--------------

MODULE: JOURNAL ENTRIES FROM GENERAL LEDGER

BANK CONTROL ID: CAFMA - GENERAL FUND

Cash With Yav Cty	09/30/22	Marked	No	Fire Authority Funding - Septe	10/13/22	\$43,945.81
Cash With Yav Cty	09/30/22	Marked	No	COP Administrative Fee	10/13/22	\$2,500.00
Cash With Yav Cty	09/30/22	Marked	No	GF Interest - September, 2022	10/13/22	\$14,366.63

SUB TOTAL FOR BANK:	\$60,812.44
---------------------	-------------

TOTAL FOR MODULE:	\$60,812.44
-------------------	-------------

CAFMA-Central Arizona Fire and Medical
BR Adjustments Report
For the Bank Statement ending:

Date	Document	Description	GL Account	Offset Amt	Adj. Amt
------	----------	-------------	------------	------------	----------

DOCUMENT:

ADJUSTMENT DOCUMENT " TOTAL:

TOTAL FOR ALL ADJUSTMENTS:

10/13/22
10:21:25 AM

CAFMA-Central Arizona Fire and Medical
Income Statement
(Original Budget to Actual Comparison)
For the period of 9/1/2022 Through 9/30/2022

Fund: (10) General Fund

		Current Period				Year To Date			
	Account	Actual	Budget	Variance	%	Actual	Budget	Variance	%
<u>Revenues</u>									
CVFD Funding Requirement	1031000000	\$10,896.73	\$0.00	\$10,896.73	0.0%	\$5,366,393.75	\$5,575,524.00	\$(209,130.25)	(3.8)%
CYFD Funding Requirement	1032000000	33,049.08	0.00	33,049.08	0.0	22,025,736.31	23,300,649.00	(1,274,912.69)	(5.5)
Fire Protection Contracts	1040010000	5,671.70	0.00	5,671.70	0.0	445,047.04	180,000.00	265,047.04	147.2
Outside Agency Work-Vehicle Maint	1043000000	11,719.78	0.00	11,719.78	0.0	37,194.60	40,000.00	(2,805.40)	(7.0)
Construction Permits	1044000000	14,174.43	0.00	14,174.43	0.0	188,506.56	51,250.00	137,256.56	267.8
Operational Permits	1044250000	1,225.00	0.00	1,225.00	0.0	17,015.80	1,700.00	15,315.80	900.9
Special Events	1044300000	2,478.00	0.00	2,478.00	0.0	6,403.00	2,680.00	3,723.00	138.9
State of AZ/Off-District Fires	1048000000	42,974.31	0.00	42,974.31	0.0	3,061,522.03	50,000.00	3,011,522.03	6023.0
Interest Income-General Fund	1049000000	14,366.63	0.00	14,366.63	0.0	39,093.11	50,000.00	(10,906.89)	(21.8)
Interest Income-Cap Rsv Fund	1049010000	12,351.29	0.00	12,351.29	0.0	31,399.99	0.00	31,399.99	0.0
Misc. Revenues	1051000000	4,205.74	0.00	4,205.74	0.0	143,635.53	110,900.00	32,735.53	29.5
Ambulance Revenue	1051100000	0.00	0.00	0.00	0.0	0.00	2,000,000.00	(2,000,000.00)	(100.0)
PAWUIC/ Defensible Space Reimbursements	1051253100	0.00	0.00	0.00	0.0	3,813.75	24,000.00	(20,186.25)	(84.1)
Tech Services Contracting Revenue	1051404100	9,336.42	0.00	9,336.42	0.0	253,221.99	175,497.00	77,724.99	44.3
Supplies for Outside Agency Work	1051414100	0.00	0.00	0.00	0.0	3,500.62	10,000.00	(6,499.38)	(65.0)
Smart & Safe Prop 207 Revenue	1053000000	0.00	0.00	0.00	0.0	204,385.49	410,000.00	(205,614.51)	(50.1)
Rebates/Refunds	1053500000	100.00	0.00	100.00	0.0	8,593.96	0.00	8,593.96	0.0
Donations	1054000000	100.00	0.00	100.00	0.0	1,095.00	500.00	595.00	119.0
Grants-FEMA- SAFER	1054300000	0.00	0.00	0.00	0.0	716,652.18	855,235.00	(138,582.82)	(16.2)
Grants - Miscellaneous	1054301000	11,900.00	0.00	11,900.00	0.0	55,276.08	0.00	55,276.08	0.0
Misc. Prevention	1056000000	0.00	0.00	0.00	0.0	0.00	2,100.00	(2,100.00)	(100.0)
Warehouse Purchasing Group	1057000000	19,244.80	0.00	19,244.80	0.0	223,259.20	210,000.00	13,259.20	6.3
61 Lease Revenue	1058550000	0.00	0.00	0.00	0.0	48,000.00	30,000.00	18,000.00	60.0
CARTA Classes	1059000000	175.00	0.00	175.00	0.0	5,475.00	15,000.00	(9,525.00)	(63.5)
CPR/EMS classes	1059050000	250.00	0.00	250.00	0.0	3,720.00	26,000.00	(22,280.00)	(85.7)
Net Revenues		\$194,218.91	\$0.00	\$194,218.91	0.0 %	\$32,888,940.99	\$33,121,035.00	\$(232,094.01)	(0.7)%
<u>Personnel Expenses</u>									
Salaries/Admin	1061001000	\$81,553.76	\$0.00	\$(81,553.76)	0.0%	\$1,181,704.64	\$1,048,452.00	\$(133,252.64)	(12.7)%
Salaries/Prevention	1061002000	30,231.30	0.00	(30,231.30)	0.0	442,997.74	397,193.00	(45,804.74)	(11.5)
Salaries/Operations	1061003000	689,668.56	0.00	(689,668.56)	0.0	10,395,349.78	9,586,425.00	(808,924.78)	(8.4)
Salaries/Training	1061003500	18,349.04	0.00	(18,349.04)	0.0	275,518.98	256,633.00	(18,885.98)	(7.4)
Salaries/Communications	1061004100	33,789.60	0.00	(33,789.60)	0.0	502,641.70	443,843.00	(58,798.70)	(13.2)
Salaries/Facilities Maintenance	1061004300	10,750.40	0.00	(10,750.40)	0.0	159,674.46	139,977.00	(19,697.46)	(14.1)
Salaries/Fleet Maint	1061004800	29,824.00	0.00	(29,824.00)	0.0	467,826.97	391,395.00	(76,431.97)	(19.5)
Salaries/Warehouse	1061004900	13,504.00	0.00	(13,504.00)	0.0	189,610.73	175,153.00	(14,457.73)	(8.3)

10/13/22
10:21:25 AM

CAFMA-Central Arizona Fire and Medical
Income Statement
(Original Budget to Actual Comparison)
For the period of 9/1/2022 Through 9/30/2022

Fund: (10) General Fund

	Account	Current Period				Year To Date			
		Actual	Budget	Variance	%	Actual	Budget	Variance	%
Salaries - Ambulance	10610050000	0.00	0.00	0.00	0.0	0.00	761,494.00	761,494.00	100.0
CEO/ Fire Chief	10610110000	14,003.08	0.00	(14,003.08)	0.0	207,016.10	182,039.00	(24,977.10)	(13.7)
Special Detail/Fire Pals	10610320400	0.00	0.00	0.00	0.0	6,281.25	12,600.00	6,318.75	50.1
Special Detail/ Babysitting Classes	10610320402	0.00	0.00	0.00	0.0	0.00	250.00	250.00	100.0
Special Detail/Prev/Spec Ev Assign Pay	10610320403	0.00	0.00	0.00	0.0	190.00	4,500.00	4,310.00	95.8
Special Detail / OPS	10610330000	0.00	0.00	0.00	0.0	(67.88)	0.00	67.88	0.0
Spec Det/Ops CPR Prgrm Int/Ext	10610330425	360.00	0.00	(360.00)	0.0	3,722.50	5,000.00	1,277.50	25.6
Telestaff Maintenance	10610330426	0.00	0.00	0.00	0.0	0.00	2,000.00	2,000.00	100.0
Spec Det/Ops Employee Hlth Immuniz Prgrm	10610330431	0.00	0.00	0.00	0.0	0.00	1,400.00	1,400.00	100.0
Spec Det/Ops CISD Program Shift Peers	10610330435	0.00	0.00	0.00	0.0	0.00	500.00	500.00	100.0
Spec Det/Ops/Tower Work	10610330439	0.00	0.00	0.00	0.0	680.00	6,500.00	5,820.00	89.5
Spec Det/Ops Haz Mat Program	10610330440	0.00	0.00	0.00	0.0	325.00	625.00	300.00	48.0
Spec Det/Ops Hose Program	10610330441	0.00	0.00	0.00	0.0	0.00	500.00	500.00	100.0
Spec Det/Ops SCBA Program	10610330442	0.00	0.00	0.00	0.0	0.00	6,500.00	6,500.00	100.0
Spec Det/Ops Recruit Academy	10610330447	40.00	0.00	(40.00)	0.0	8,271.25	8,700.00	428.75	4.9
Spec Det/Ops Promo Testing	10610330449	0.00	0.00	0.00	0.0	6,462.50	8,250.00	1,787.50	21.7
Spec Det/ Ops Misc.	10610330452	4,221.53	0.00	(4,221.53)	0.0	19,750.49	8,000.00	(11,750.49)	(146.9)
Spec Duty Training	10610335476	0.00	0.00	0.00	0.0	0.00	2,600.00	2,600.00	100.0
Spec Det/Trng Instr CARTA	10610335479	0.00	0.00	0.00	0.0	8,756.25	5,000.00	(3,756.25)	(75.1)
Spec Det/ In House EMS Training	10610335482	0.00	0.00	0.00	0.0	6,055.00	25,000.00	18,945.00	75.8
Spec Det/Tower Rescue/Instructor	10610335483	0.00	0.00	0.00	0.0	0.00	1,000.00	1,000.00	100.0
Spec Det/ Warehouse	10610349451	0.00	0.00	0.00	0.0	0.00	5,000.00	5,000.00	100.0
Special Detail - Ambulance	10610350000	0.00	0.00	0.00	0.0	0.00	2,000.00	2,000.00	100.0
Acting Pay - Administration	10610410000	0.00	0.00	0.00	0.0	430.60	0.00	(430.60)	0.0
Acting Pay - Prevention	10610420000	10.00	0.00	(10.00)	0.0	641.00	500.00	(141.00)	(28.2)
Acting Pay - Ops	10610430000	3,249.50	0.00	(3,249.50)	0.0	59,355.35	52,560.00	(6,795.35)	(12.9)
Acting Pay - Tech Services	10610441000	0.00	0.00	0.00	0.0	40.00	0.00	(40.00)	0.0
Acting Pay - Fleet Maintenance	10610448000	20.00	0.00	(20.00)	0.0	340.50	400.00	59.50	14.9
Acting Pay - Warehouse	10610449000	50.00	0.00	(50.00)	0.0	50.00	0.00	(50.00)	0.0
Supervisory Assignment - Ambulance	10610450000	0.00	0.00	0.00	0.0	0.00	1,000.00	1,000.00	100.0
Vacation/ Sick Leave Buy Back	10610530000	0.00	0.00	0.00	0.0	19,260.84	300,000.00	280,739.16	93.6
O.T. Salaries/Admin	10611010000	0.00	0.00	0.00	0.0	(897.75)	9,000.00	9,897.75	110.0
O.T. Salaries/ Prevention	10611020000	0.00	0.00	0.00	0.0	5,064.21	15,000.00	9,935.79	66.2
Recall O.T./Operations	10611030000	300.74	0.00	(300.74)	0.0	50,372.22	45,000.00	(5,372.22)	(11.9)
SWAT Response / Coverage	10611030250	0.00	0.00	0.00	0.0	(517.83)	9,000.00	9,517.83	105.8
O.T. Salaries/CARTA	10611035000	140.33	0.00	(140.33)	0.0	(261.29)	2,828.00	3,089.29	109.2
O.T. Salaries/Tech Seivces	10611041000	8,717.78	0.00	(8,717.78)	0.0	33,730.95	25,000.00	(8,730.95)	(34.9)

10/13/22
10:21:25 AM

CAFMA-Central Arizona Fire and Medical
Income Statement
(Original Budget to Actual Comparison)
For the period of 9/1/2022 Through 9/30/2022

Fund: (10) General Fund

	Account	Actual	Current Period Budget	Variance	%	Actual	Year To Date Budget	Variance	%
O.T. Salaries/Comm-Outside Agency	10611041561	0.00	0.00	0.00	0.0	(583.44)	0.00	583.44	0.0
O.T. Salaries/Facilities Maintenance	10611043000	0.00	0.00	0.00	0.0	0.00	5,000.00	5,000.00	100.0
O.T. Salaries/ Fleet Maintenance	10611048000	775.50	0.00	(775.50)	0.0	4,388.43	23,000.00	18,611.57	80.9
O.T. Salaries/Warehouse	10611049000	135.60	0.00	(135.60)	0.0	(3,474.86)	15,000.00	18,474.86	123.2
Overtime - Ambulance	10611050000	0.00	0.00	0.00	0.0	0.00	38,075.00	38,075.00	100.0
FLSA Pay	10611130000	47,630.17	0.00	(47,630.17)	0.0	710,630.81	718,607.00	7,976.19	1.1
Shift O.T./Operations	10611230000	0.00	0.00	0.00	0.0	14,025.98	479,321.00	465,295.02	97.1
Shift OT Sal/Ops/Rte Shft Cov(AD,SL,FMLA	10611230200	19,118.02	0.00	(19,118.02)	0.0	659,582.82	0.00	(659,582.82)	0.0
Off District Wildland Fires	10611431000	106,070.82	0.00	(106,070.82)	0.0	1,617,082.29	50,000.00	(1,567,082.29)	(3134.2)
Training Captain OT	10611535300	0.00	0.00	0.00	0.0	30,679.01	35,200.00	4,520.99	12.8
Trng Cov/Special Duty Pay	10611535304	0.00	0.00	0.00	0.0	258.78	4,950.00	4,691.22	94.8
Trng Cov/EVOC Driver Training Inst Pay	10611535307	0.00	0.00	0.00	0.0	0.00	2,500.00	2,500.00	100.0
Trng Cov/Swift Water Training Officers	10611535380	0.00	0.00	0.00	0.0	6,353.70	2,500.00	(3,853.70)	(154.1)
Trng Cov/Engine Co Training Coverage	10611835326	0.00	0.00	0.00	0.0	0.00	12,600.00	12,600.00	100.0
Trng Cov/OT Eng Co Trng Coverage	10611835330	929.88	0.00	(929.88)	0.0	10,904.81	26,500.00	15,595.19	58.8
Trng Cov/ OT Special Ops Training	10611835336	0.00	0.00	0.00	0.0	0.00	3,000.00	3,000.00	100.0
Trng Cov/Paramedic Upgrade Training	10611835337	0.00	0.00	0.00	0.0	0.00	10,000.00	10,000.00	100.0
Trng Cov/ OT TRT/ HAZ MAT Training	10611835338	0.00	0.00	0.00	0.0	3,742.34	12,000.00	8,257.66	68.8
ASRS Retirement/Admin	10612910000	7,619.44	0.00	(7,619.44)	0.0	116,191.03	94,896.00	(21,295.03)	(22.4)
ASRS Retirement/Prevention	10612920000	2,505.51	0.00	(2,505.51)	0.0	37,388.10	35,557.00	(1,831.10)	(5.1)
ASRS Retirement/Training	10612935000	415.48	0.00	(415.48)	0.0	5,757.40	4,874.00	(883.40)	(18.1)
ASRS Retirement/Tech Services	10612941000	5,493.90	0.00	(5,493.90)	0.0	74,327.01	57,058.00	(17,269.01)	(30.3)
ASRS Retirement/Facilities Maintenance	10612943000	1,389.46	0.00	(1,389.46)	0.0	20,962.50	17,644.00	(3,318.50)	(18.8)
ASRS Retirement/Fleet Maint	10612948000	2,720.01	0.00	(2,720.01)	0.0	42,843.22	35,987.00	(6,856.22)	(19.1)
ASRS Retirement/Warehouse	10612949000	1,739.50	0.00	(1,739.50)	0.0	25,757.83	23,142.00	(2,615.83)	(11.3)
ASRS Retirement - Ambulance	10612950000	0.00	0.00	0.00	0.0	0.00	97,673.00	97,673.00	100.0
PSPRS/Admin	10613010000	4,380.44	0.00	(4,380.44)	0.0	74,394.47	157,842.00	83,447.53	52.9
PSPRS/Prevention	10613020000	0.00	0.00	0.00	0.0	100.00	0.00	(100.00)	0.0
PSPRS Operations	10613030000	110,301.13	0.00	(110,301.13)	0.0	2,135,316.06	4,927,817.00	2,792,500.94	56.7
PSPRS/ CARTA	10613035000	3,222.71	0.00	(3,222.71)	0.0	64,045.00	112,235.00	48,190.00	42.9
PSPRS/ Fleet Maint	10613048000	1,916.77	0.00	(1,916.77)	0.0	33,928.52	67,791.00	33,862.48	50.0
PSPRS/COP Principle	10613130000	0.00	0.00	0.00	0.0	1,330,000.00	0.00	(1,330,000.00)	0.0
PSPRS/COP - Interest	10613130001	0.00	0.00	0.00	0.0	960,766.37	0.00	(960,766.37)	0.0
401A/Admin	10613210000	0.00	0.00	0.00	0.0	0.00	79,296.00	79,296.00	100.0
401A/ Prevention	10613220000	0.00	0.00	0.00	0.0	0.00	13,787.00	13,787.00	100.0
401A Retirement / Ops	10613230000	29,269.39	0.00	(29,269.39)	0.0	459,172.82	734,559.00	275,386.18	37.5
401A/ Fire Chief	10613310000	2,864.05	0.00	(2,864.05)	0.0	23,126.82	35,716.00	12,589.18	35.2

10/13/22
10:21:25 AM

CAFMA-Central Arizona Fire and Medical
Income Statement
(Original Budget to Actual Comparison)
For the period of 9/1/2022 Through 9/30/2022

Fund: (10) General Fund

	Account	Actual	Current Period			Actual	Year To Date		
			Budget	Variance	%		Budget	Variance	%
Worker's Comp Insurance/Admin	10615010000	0.00	0.00	0.00	0.0	0.00	44,951.00	44,951.00	100.0
Worker's Comp/Prevention	10615020000	0.00	0.00	0.00	0.0	0.00	38,270.00	38,270.00	100.0
Worker's Comp / Ops	10615030000	0.00	0.00	0.00	0.0	825,956.50	990,613.00	164,656.50	16.6
Worker's Comp/Training	10615035000	0.00	0.00	0.00	0.0	0.00	23,089.00	23,089.00	100.0
Worker's Comp/Comm	10615041000	0.00	0.00	0.00	0.0	0.00	41,722.00	41,722.00	100.0
Worker's Comp/Facilities	10615043000	0.00	0.00	0.00	0.0	0.00	12,902.00	12,902.00	100.0
Worker's Comp/Maint	10615048000	0.00	0.00	0.00	0.0	0.00	36,913.00	36,913.00	100.0
Worker's Comp/Warehouse	10615049000	0.00	0.00	0.00	0.0	0.00	16,922.00	16,922.00	100.0
Workers Comp Insurance - Ambulance	10615050000	0.00	0.00	0.00	0.0	0.00	67,765.00	67,765.00	100.0
Worker's Comp/Volunteers	10615110000	0.00	0.00	0.00	0.0	0.00	10.00	10.00	100.0
Worker's Comp Wages Reimbursement	10616500000	0.00	0.00	0.00	0.0	1,777.12	0.00	(1,777.12)	0.0
Unemployment Insurance/Admin	10617010000	0.00	0.00	0.00	0.0	120.01	3,211.00	3,090.99	96.3
Unemployment/Prevention	10617020000	0.00	0.00	0.00	0.0	28.27	1,284.00	1,255.73	97.8
Unemployment Insurance/Ops	10617030000	0.00	0.00	0.00	0.0	722.51	25,901.00	25,178.49	97.2
Unemployment / Training	10617035000	0.00	0.00	0.00	0.0	16.79	642.00	625.21	97.4
Unemployment/Communications	10617041000	0.00	0.00	0.00	0.0	28.01	1,070.00	1,041.99	97.4
Unemployment/Facilities	10617043000	0.00	0.00	0.00	0.0	11.21	428.00	416.79	97.4
Unemployment/Maint	10617048000	0.00	0.00	0.00	0.0	32.92	1,070.00	1,037.08	96.9
Unemployment/Warehouse	10617049000	0.00	0.00	0.00	0.0	18.66	535.00	516.34	96.5
Unemployment Insurance - Ambulance	10617050000	0.00	0.00	0.00	0.0	0.00	2,783.00	2,783.00	100.0
401A-ASRS/Admin	10618010000	3,729.76	0.00	(3,729.76)	0.0	55,849.92	59,631.00	3,781.08	6.3
401A-ASRS/Prevention	10618020000	1,217.40	0.00	(1,217.40)	0.0	17,892.18	16,726.00	(1,166.18)	(7.0)
401A-ASRS/Training	10618035000	211.66	0.00	(211.66)	0.0	2,887.55	175.00	(2,712.55)	(1550.0)
401A-ASRS/Communication	10618041000	2,635.46	0.00	(2,635.46)	0.0	35,107.64	29,368.00	(5,739.64)	(19.5)
401A-ASRS/Facilities Maint	10618043000	666.52	0.00	(666.52)	0.0	9,899.80	8,989.00	(910.80)	(10.1)
401A-ASRS/ Maint	10618048000	1,304.81	0.00	(1,304.81)	0.0	21,251.15	17,645.00	(3,606.15)	(20.4)
401A-ASRS/ Warehouse	10618049000	859.92	0.00	(859.92)	0.0	12,598.69	11,789.00	(809.69)	(6.9)
401A-ASRS - Ambulance	10618050000	0.00	0.00	0.00	0.0	0.00	49,116.00	49,116.00	100.0
Medicare / Admin	10618110000	1,362.66	0.00	(1,362.66)	0.0	20,317.14	17,973.00	(2,344.14)	(13.0)
Medicare Exp/Prevention	10618120000	432.13	0.00	(432.13)	0.0	6,399.00	6,236.00	(163.00)	(2.6)
Medicare / OPS	10618130000	12,424.33	0.00	(12,424.33)	0.0	192,785.55	165,760.00	(27,025.55)	(16.3)
Medicare Exp/CARTA	10618135000	277.24	0.00	(277.24)	0.0	4,737.57	3,762.00	(975.57)	(25.9)
Medicare Exp/Communications	10618141000	603.84	0.00	(603.84)	0.0	8,033.72	6,898.00	(1,135.72)	(16.5)
Medicare Exp/Facilities Maintenance	10618143000	152.70	0.00	(152.70)	0.0	2,269.44	2,102.00	(167.44)	(8.0)
Medicare Exp/Maint	10618148000	435.77	0.00	(435.77)	0.0	6,967.82	6,015.00	(952.82)	(15.8)
Medicare Exp/Warehouse	10618149000	199.85	0.00	(199.85)	0.0	2,934.94	2,757.00	(177.94)	(6.5)
Medicare Tax - Ambulance	10618150000	0.00	0.00	0.00	0.0	0.00	11,042.00	11,042.00	100.0

10/13/22
10:21:25 AM

CAFMA-Central Arizona Fire and Medical
Income Statement
(Original Budget to Actual Comparison)
For the period of 9/1/2022 Through 9/30/2022

Fund: (10) General Fund

	Account	Actual	Current Period			Year To Date			
			Budget	Variance	%	Actual	Budget	Variance	%
Post Employment Health Plan	10618530000	11,150.23	0.00	(11,150.23)	0.0	170,986.60	132,633.00	(38,353.60)	(28.9)
Medical Insurance./Admin	10619010000	12,091.41	0.00	(12,091.41)	0.0	180,823.84	167,040.00	(13,783.84)	(8.3)
Medical Insurance/Prevention	10619020000	3,939.20	0.00	(3,939.20)	0.0	57,848.75	57,420.00	(428.75)	(0.7)
Medical Insurance/OPS	10619030000	91,873.12	0.00	(91,873.12)	0.0	1,373,364.98	1,273,680.00	(99,684.98)	(7.8)
Medical Insurance/Training	10619035000	2,322.52	0.00	(2,322.52)	0.0	34,152.71	41,760.00	7,607.29	18.2
Medical Insurance/Comm	10619041000	3,889.52	0.00	(3,889.52)	0.0	58,391.78	57,420.00	(971.78)	(1.7)
Medical Insurance/Facilities	10619043000	1,575.68	0.00	(1,575.68)	0.0	23,135.15	20,880.00	(2,255.15)	(10.8)
Medical Insurance/Maint	10619048000	3,914.36	0.00	(3,914.36)	0.0	56,382.51	54,810.00	(1,572.51)	(2.9)
Medical Insurance/Warehouse	10619049000	2,363.52	0.00	(2,363.52)	0.0	30,156.23	31,320.00	1,163.77	3.7
Health Insurance - Ambulance	10619050000	0.00	0.00	0.00	0.0	0.00	135,720.00	135,720.00	100.0
Medical Insurance Assistance/OPS	10619130000	55,594.50	0.00	(55,594.50)	0.0	830,304.45	610,008.00	(220,296.45)	(36.1)
Training and Travel - Facilities Mtc	10659043000	0.00	0.00	0.00	0.0	0.00	1,500.00	1,500.00	100.0
Total Personnel Expenses		\$1,502,509.51	\$0.00	\$(1,502,509.51)	0.0 %	\$26,552,235.19	\$26,193,200.00	\$(359,035.19)	(1.4)%
<u>Supply Expenses</u>									
Office Supplies / Admin	10620010000	\$(60.00)	\$0.00	\$60.00	0.0%	\$78.32	\$500.00	\$421.68	84.3%
Office Supplies / Tech Services	10620041000	0.00	0.00	0.00	0.0	455.62	500.00	44.38	8.9
Office Supplies	10620049000	805.28	0.00	(805.28)	0.0	6,569.85	12,500.00	5,930.15	47.4
Supplies - Ambulance	10620050000	0.00	0.00	0.00	0.0	0.00	606.00	606.00	100.0
Computer Supplies & Software / Training	10620135000	14.95	0.00	(14.95)	0.0	12,554.82	17,200.00	4,645.18	27.0
Computer Supplies & Equipment / Communic	10620141000	16,182.06	0.00	(16,182.06)	0.0	335,877.88	344,065.00	8,187.12	2.4
In House Dupl & Prtg	10620510000	1,303.36	0.00	(1,303.36)	0.0	20,888.24	15,000.00	(5,888.24)	(39.3)
In House Dupl & Prtg/ Warehouse	10620549000	0.00	0.00	0.00	0.0	14,312.54	17,250.00	2,937.46	17.0
In House Duplicating - Ambulance	10620550000	0.00	0.00	0.00	0.0	0.00	180.00	180.00	100.0
District Fire Corps Program	10621010000	0.00	0.00	0.00	0.0	0.00	500.00	500.00	100.0
District Mapping Program	10621141000	0.00	0.00	0.00	0.0	7,096.70	8,700.00	1,603.30	18.4
Employee Health & Wellness Supplies	10621230000	0.00	0.00	0.00	0.0	0.00	157.00	157.00	100.0
Medical Supplies	10621530000	10,950.52	0.00	(10,950.52)	0.0	217,122.80	140,499.00	(76,623.80)	(54.5)
Medical Supplies-Disposable-Ambulance	10621550000	0.00	0.00	0.00	0.0	0.00	104,340.00	104,340.00	100.0
CPR Supplies & Books	10621630000	91.65	0.00	(91.65)	0.0	9,405.76	10,000.00	594.24	5.9
Medical Equipment Replacement	10621730000	4,044.42	0.00	(4,044.42)	0.0	23,102.27	22,050.00	(1,052.27)	(4.8)
Fuel (Diesel & Gas)	10622048000	35,243.30	0.00	(35,243.30)	0.0	414,536.51	359,500.00	(55,036.51)	(15.3)
Fuel - Ambulance	10622050000	0.00	0.00	0.00	0.0	0.00	10,341.00	10,341.00	100.0
Oil & Lubr. (Routine)	10622148000	694.24	0.00	(694.24)	0.0	25,419.08	25,000.00	(419.08)	(1.7)
Vehicle Fluid Supplies - Ambulance	10622150000	0.00	0.00	0.00	0.0	0.00	2,000.00	2,000.00	100.0
Uniforms/Admin	10623010000	0.00	0.00	0.00	0.0	904.96	3,550.00	2,645.04	74.5
Uniforms/Prevention	10623020000	0.00	0.00	0.00	0.0	658.59	3,000.00	2,341.41	78.0

10/13/22
10:21:25 AM

CAFMA-Central Arizona Fire and Medical
Income Statement
(Original Budget to Actual Comparison)
For the period of 9/1/2022 Through 9/30/2022

Fund: (10) General Fund

	Current Period					Year To Date			
Account	Actual	Budget	Variance	%		Actual	Budget	Variance	%
Uniforms/Operations	10623030000	9,760.17	0.00	(9,760.17)	0.0	115,880.86	129,450.00	13,569.14	10.5
Uniforms/Operations - Honor Guard	10623030540	0.00	0.00	0.00	0.0	865.80	4,000.00	3,134.20	78.4
Uniforms - Training	10623035000	0.00	0.00	0.00	0.0	1,327.20	4,200.00	2,872.80	68.4
Uniforms/Communications	10623041000	0.00	0.00	0.00	0.0	316.97	2,500.00	2,183.03	87.3
Uniforms-Facilities Maintenance	10623043000	0.00	0.00	0.00	0.0	0.00	1,000.00	1,000.00	100.0
Uniforms-Fleet Maintenance	10623048000	0.00	0.00	0.00	0.0	30.00	2,750.00	2,720.00	98.9
Uniforms/Warehouse	10623049000	0.00	0.00	0.00	0.0	0.00	1,750.00	1,750.00	100.0
Uniforms - Ambulance	10623050000	0.00	0.00	0.00	0.0	0.00	18,000.00	18,000.00	100.0
Protective Clothing	10623130000	0.01	0.00	(0.01)	0.0	130,022.41	207,510.00	77,487.59	37.3
Station Boots	10623130100	669.44	0.00	(669.44)	0.0	20,628.99	18,300.00	(2,328.99)	(12.7)
Library Reference Materials / Admin	10624010000	0.00	0.00	0.00	0.0	0.00	2,764.00	2,764.00	100.0
Operations Supplies/Routine	10624030000	0.00	0.00	0.00	0.0	0.00	5,550.00	5,550.00	100.0
Library Reference Materials/Tr Ctr	10624035000	1,074.32	0.00	(1,074.32)	0.0	3,571.83	6,450.00	2,878.17	44.6
Communications Supplies / Routine	10624041000	13.28	0.00	(13.28)	0.0	695.21	1,000.00	304.79	30.5
Facilities Maint Supplies/Routine	10624043000	0.00	0.00	0.00	0.0	40.28	530.00	489.72	92.4
Supplies/Prevention	10624220000	0.00	0.00	0.00	0.0	4,210.32	2,840.00	(1,370.32)	(48.3)
Supplies / Fleet Maintenance	10624248000	1,144.03	0.00	(1,144.03)	0.0	11,947.31	13,000.00	1,052.69	8.1
Supplies / Warehouse	10624249000	32.72	0.00	(32.72)	0.0	3,641.92	6,000.00	2,358.08	39.3
Library Reference Materials/Prevention	10624320000	0.00	0.00	0.00	0.0	1,909.43	2,960.00	1,050.57	35.5
Pub Ed/School Ed/Prevention	10624520000	5,632.37	0.00	(5,632.37)	0.0	13,034.34	12,015.00	(1,019.34)	(8.5)
Public Education/EMS	10624530000	0.00	0.00	0.00	0.0	0.00	6,500.00	6,500.00	100.0
Supplies-Warehouse Purchasing Group	10624549000	8,478.10	0.00	(8,478.10)	0.0	202,124.57	200,000.00	(2,124.57)	(1.1)
PAWUIC DefensiblW Space Grant	10624920010	0.00	0.00	0.00	0.0	8,405.51	24,000.00	15,594.49	65.0
Vehicle Maint (Routine)	10625048000	9,403.34	0.00	(9,403.34)	0.0	161,632.70	164,000.00	2,367.30	1.4
Vehicle Maintenance - Ambulance	10625050000	0.00	0.00	0.00	0.0	0.00	6,769.00	6,769.00	100.0
Vehicle Maint (Special Prjcts)	10625148000	737.98	0.00	(737.98)	0.0	6,450.22	8,000.00	1,549.78	19.4
FF Equipment Maintenance	10626048000	922.33	0.00	(922.33)	0.0	19,941.24	21,500.00	1,558.76	7.3
SCBA Supplies & Maint	10626348000	950.00	0.00	(950.00)	0.0	35,434.62	10,000.00	(25,434.62)	(254.3)
SCBA Supplies & Maintenance	10626349000	0.00	0.00	0.00	0.0	0.00	24,500.00	24,500.00	100.0
Tire Replacement	10626548000	3,369.45	0.00	(3,369.45)	0.0	80,408.38	66,000.00	(14,408.38)	(21.8)
Tire Repair	10626648000	1,931.18	0.00	(1,931.18)	0.0	5,807.01	6,500.00	692.99	10.7
Building Maint Supplies	10627043001	224.56	0.00	(224.56)	0.0	21,121.44	20,500.00	(621.44)	(3.0)
Building Maint Supplies/Prevention	10627043002	0.00	0.00	0.00	0.0	696.33	2,500.00	1,803.67	72.1
Building Maint Supplies-Administration	10627043011	175.00	0.00	(175.00)	0.0	8,523.84	7,000.00	(1,523.84)	(21.8)
Building Maint Supplies/CARTA	10627043035	702.15	0.00	(702.15)	0.0	12,490.89	13,500.00	1,009.11	7.5
Building Maint Supplies/Comm Building	10627043041	0.00	0.00	0.00	0.0	3,147.56	4,000.00	852.44	21.3
Building Maint Supplies/Maint Facility	10627043048	824.43	0.00	(824.43)	0.0	6,207.69	5,000.00	(1,207.69)	(24.2)

10/13/22
10:21:25 AM

CAFMA-Central Arizona Fire and Medical
Income Statement
(Original Budget to Actual Comparison)
For the period of 9/1/2022 Through 9/30/2022

Fund: (10) General Fund

	Current Period				Year To Date			
Account	Actual	Budget	Variance	%	Actual	Budget	Variance	%
Building Maint Supplies/Warehouse	10627043049	0.00	0.00	0.0	461.74	5,000.00	4,538.26	90.8
Building Maint Supplies/Sta 50	10627043050	40.30	0.00	(40.30)	2,044.69	4,000.00	1,955.31	48.9
Building Maint Supplies/Sta 51	10627043051	0.00	0.00	0.0	4,611.36	5,600.00	988.64	17.7
Building Maint Supplies/Sta 52	10627043052	377.03	0.00	(377.03)	1,255.02	2,000.00	744.98	37.2
Building Maint Supplies/Sta 53	10627043053	230.58	0.00	(230.58)	7,417.20	5,000.00	(2,417.20)	(48.3)
Building Maint Supplies/Sta 54	10627043054	1,716.62	0.00	(1,716.62)	4,121.02	5,000.00	878.98	17.6
Building Maint Supplies/Sta 56	10627043056	0.00	0.00	0.0	65.98	2,000.00	1,934.02	96.7
Building Maint Supplies/Sta 57	10627043057	0.00	0.00	0.0	2,691.86	5,000.00	2,308.14	46.2
Building Maint Supplies/Sta 58	10627043058	0.00	0.00	0.0	2,844.75	5,000.00	2,155.25	43.1
Building Maint Supplies/Sta 59	10627043059	471.52	0.00	(471.52)	2,640.28	5,000.00	2,359.72	47.2
Building Maint Supplies - Station 61	10627043061	1,152.03	0.00	(1,152.03)	12,544.09	9,000.00	(3,544.09)	(39.4)
Building Maint Supplies - Station 62	10627043062	420.33	0.00	(420.33)	2,080.84	5,000.00	2,919.16	58.4
Building Maint Supplies - Station 63	10627043063	206.00	0.00	(206.00)	2,949.69	5,000.00	2,050.31	41.0
Building Maint Supplies- Large Projects	10627043100	3,419.64	0.00	(3,419.64)	179,795.19	150,000.00	(29,795.19)	(19.9)
Furniture & Fixture Replacement	10627143000	6,703.93	0.00	(6,703.93)	28,642.25	29,200.00	557.75	1.9
Furniture & Fixtures / Warehouse	10627149000	0.00	0.00	0.0	5,029.85	6,000.00	970.15	16.2
Janitorial / All Stations	10627249000	2,189.97	0.00	(2,189.97)	40,378.41	33,500.00	(6,878.41)	(20.5)
Janitorial Supplies - Ambulance	10627250000	0.00	0.00	0.0	0.00	1,528.00	1,528.00	100.0
Station Supplies-All Stations	10627349000	618.53	0.00	(618.53)	18,255.25	15,000.00	(3,255.25)	(21.7)
Site / Equip Maint Supplies / Comm	10627441000	7,533.28	0.00	(7,533.28)	22,602.20	25,000.00	2,397.80	9.6
Radio/Pager Maintenance	10628041000	950.97	0.00	(950.97)	23,763.96	107,500.00	83,736.04	77.9
Supplies for Outside Agency Work	10628141000	210.39	0.00	(210.39)	25,572.95	10,000.00	(15,572.95)	(155.7)
Supplies for Outside Agency Work	10628148000	4,773.06	0.00	(4,773.06)	24,158.39	24,000.00	(158.39)	(0.7)
Batteries / Communications	10628841000	0.00	0.00	0.0	0.00	150.00	150.00	100.0
Batteries/ All Stations	10628849000	307.86	0.00	(307.86)	2,837.20	3,170.00	332.80	10.5
Firefighter Equipment Replacement	10628930000	(2,181.99)	0.00	2,181.99	44,233.21	55,600.00	11,366.79	20.4
Firefighting Equipment New Purchases	10629030000	0.00	0.00	0.0	78,518.65	80,000.00	1,481.35	1.9
Ambulance Equipment - Routine	10629050000	0.00	0.00	0.0	0.00	12,800.00	12,800.00	100.0
Haz-Mat Equipment	10629130000	3,024.28	0.00	(3,024.28)	18,427.61	9,000.00	(9,427.61)	(104.8)
Comm/Radio Technician Equipment	10629241000	0.00	0.00	0.0	4,224.12	6,750.00	2,525.88	37.4
Technical Rescue Equipment	10629330000	78.49	0.00	(78.49)	14,896.22	14,000.00	(896.22)	(6.4)
Drone Program	10629430000	0.00	0.00	0.0	2,934.51	3,500.00	565.49	16.2
Wildland Equipment Replacement	10629530000	18.54	0.00	(18.54)	6,396.70	10,000.00	3,603.30	36.0
CARTA Equipment/ Prop Supplies	10629635000	976.85	0.00	(976.85)	10,068.72	32,000.00	21,931.28	68.5
Exercise Equipment - Ops	10629730000	1,128.75	0.00	(1,128.75)	8,974.15	10,000.00	1,025.85	10.3
Small Tools/Facilities Maintenance	10630043000	559.28	0.00	(559.28)	11,567.95	11,500.00	(67.95)	(0.6)
Small Tools / Maintenance	10630048000	1,240.62	0.00	(1,240.62)	10,007.43	9,000.00	(1,007.43)	(11.2)

10/13/22
10:21:25 AM

CAFMA-Central Arizona Fire and Medical
Income Statement
(Original Budget to Actual Comparison)
For the period of 9/1/2022 Through 9/30/2022

Fund: (10) General Fund

	Current Period					Year To Date			
	Account	Actual	Budget	Variance	%	Actual	Budget	Variance	%
Small Tools / Warehouse	10630049000	0.00	0.00	0.00	0.0	36.43	900.00	863.57	96.0
Safety Equip & Supplies/Warehouse	10631049000	0.00	0.00	0.00	0.0	64.93	750.00	685.07	91.3
Total Supply Expenses		\$151,481.50	\$0.00	\$(151,481.50)	0.0 %	\$2,596,613.61	\$2,853,724.00	\$257,110.39	9.0 %
<u>Service Expenses</u>									
Audit & Accounting	10640010000	\$0.00	\$0.00	\$0.00	0.0%	\$29,376.00	\$36,000.00	\$6,624.00	18.4%
Audit & Accounting - Ambulance	10640050000	0.00	0.00	0.00	0.0	0.00	4,320.00	4,320.00	100.0
Other Prof Services/Admin	10640510000	0.00	0.00	0.00	0.0	31,511.33	44,600.00	13,088.67	29.3
Other Prof Services/Ops	10640530000	8,694.26	0.00	(8,694.26)	0.0	60,712.57	47,951.00	(12,761.57)	(26.6)
Other Prof Services/Comm	10640541000	1,420.00	0.00	(1,420.00)	0.0	59,897.29	81,500.00	21,602.71	26.5
Other Prof Services/Facilities	10640543000	1,862.95	0.00	(1,862.95)	0.0	32,997.10	44,450.00	11,452.90	25.8
Other Professional Services-Ambulance	10640550000	0.00	0.00	0.00	0.0	0.00	85,350.00	85,350.00	100.0
Legal Services - Routine	10641010000	12,049.50	0.00	(12,049.50)	0.0	41,277.56	70,000.00	28,722.44	41.0
Legal Services-Non Routine	10641010600	0.00	0.00	0.00	0.0	558.00	7,500.00	6,942.00	92.6
Legal Services - CON Legal & Consulting	10641010605	3,872.50	0.00	(3,872.50)	0.0	83,035.90	75,000.00	(8,035.90)	(10.7)
Legal Services - Ambulance	10641050000	0.00	0.00	0.00	0.0	0.00	65,000.00	65,000.00	100.0
Mental Health	10641510000	1,861.69	0.00	(1,861.69)	0.0	84,130.09	89,400.00	5,269.91	5.9
Employee Health / Exams/Ops	10641530000	150.00	0.00	(150.00)	0.0	57,223.76	604,245.00	547,021.24	90.5
Employee Assistance Program	10642010000	2,860.00	0.00	(2,860.00)	0.0	19,370.00	9,200.00	(10,170.00)	(110.5)
Dispatch Services/Ops	10642530000	57,820.56	0.00	(57,820.56)	0.0	975,973.59	1,027,979.00	52,005.41	5.1
Dispatch Services - Ambulance	10642550000	0.00	0.00	0.00	0.0	0.00	100,000.00	100,000.00	100.0
Communications/Admin	10643010000	0.00	0.00	0.00	0.0	1,956.00	0.00	(1,956.00)	0.0
Communications	10643041000	7,259.21	0.00	(7,259.21)	0.0	112,729.10	91,700.00	(21,029.10)	(22.9)
Communications - Ambulance	10643050000	0.00	0.00	0.00	0.0	0.00	8,000.00	8,000.00	100.0
Postage/Admin	10643510000	131.57	0.00	(131.57)	0.0	3,753.21	7,550.00	3,796.79	50.3
Shipping / Warehouse	10643549000	238.52	0.00	(238.52)	0.0	1,586.07	1,750.00	163.93	9.4
Postage - Ambulance	10643550000	0.00	0.00	0.00	0.0	0.00	225.00	225.00	100.0
Fire Board Expenses	10644110000	94.34	0.00	(94.34)	0.0	143.47	500.00	356.53	71.3
Off District Expenses	10644231000	29,620.77	0.00	(29,620.77)	0.0	239,237.03	20,000.00	(219,237.03)	(1096.2)
Newspaper Advertising	10647010000	0.00	0.00	0.00	0.0	647.37	4,000.00	3,352.63	83.8
Outside Duplication & Printing / Admin	10649010000	66.05	0.00	(66.05)	0.0	510.90	1,750.00	1,239.10	70.8
Outside Dupl & Printing/Prevention	10649020000	0.00	0.00	0.00	0.0	532.63	1,400.00	867.37	62.0
Outside Dupl & Printing/Ops	10649030000	64.52	0.00	(64.52)	0.0	1,872.83	2,800.00	927.17	33.1
Insurance	10650010000	38,120.00	0.00	(38,120.00)	0.0	200,923.77	176,000.00	(24,923.77)	(14.2)
Insurance - Ambulance	10650050000	0.00	0.00	0.00	0.0	0.00	6,131.00	6,131.00	100.0
Cable TV	10650843000	133.09	0.00	(133.09)	0.0	2,217.30	1,575.00	(642.30)	(40.8)
Cable TV - Ambulance	10650850000	0.00	0.00	0.00	0.0	0.00	100.00	100.00	100.0

10/13/22
10:21:25 AM

CAFMA-Central Arizona Fire and Medical
Income Statement
(Original Budget to Actual Comparison)
For the period of 9/1/2022 Through 9/30/2022

Fund: (10) General Fund

	Account	Current Period				Year To Date			
		Actual	Budget	Variance	%	Actual	Budget	Variance	%
Electricity - OPS	10651030000	(91.69)	0.00	91.69	0.0	(91.69)	0.00	91.69	0.0
Electric	10651043000	15,599.31	0.00	(15,599.31)	0.0	209,105.03	168,500.00	(40,605.03)	(24.1)
Electric - Ambulance	10651050000	0.00	0.00	0.00	0.0	0.00	9,500.00	9,500.00	100.0
Sanitation Charge - Health/Medical Waste	10651230000	0.00	0.00	0.00	0.0	745.70	1,000.00	254.30	25.4
Sanitation	10651243000	467.73	0.00	(467.73)	0.0	9,898.52	9,260.00	(638.52)	(6.9)
Sanitation - Ambulance	10651250000	0.00	0.00	0.00	0.0	0.00	550.00	550.00	100.0
Natural Gas	10652043000	374.80	0.00	(374.80)	0.0	20,386.84	22,150.00	1,763.16	8.0
Natural Gas - Ambulance	10652050000	0.00	0.00	0.00	0.0	0.00	1,250.00	1,250.00	100.0
LPG	10653043000	0.00	0.00	0.00	0.0	32,632.95	32,725.00	92.05	0.3
LPG - Ambulance	10653050000	0.00	0.00	0.00	0.0	0.00	1,850.00	1,850.00	100.0
Pest Control	10653543000	415.00	0.00	(415.00)	0.0	5,415.00	5,000.00	(415.00)	(8.3)
Water/Sewer	10654043000	680.78	0.00	(680.78)	0.0	26,823.30	20,940.00	(5,883.30)	(28.1)
Water/Sewer - Ambulance	10654050000	0.00	0.00	0.00	0.0	0.00	1,200.00	1,200.00	100.0
Hydrant Maintenance	10655130000	0.00	0.00	0.00	0.0	230.45	3,000.00	2,769.55	92.3
Repair & Maint Equip/Admin	10658010000	0.00	0.00	0.00	0.0	0.00	500.00	500.00	100.0
Outside Repair Equip/ Prevention	10658020000	0.00	0.00	0.00	0.0	60.00	500.00	440.00	88.0
Outside Repair Equip/Ops	10658030000	0.00	0.00	0.00	0.0	28,358.25	24,305.00	(4,053.25)	(16.7)
Outside Repair Equip/ CARTA	10658035000	0.00	0.00	0.00	0.0	0.00	2,000.00	2,000.00	100.0
Outside Repair Equip/Fac Maint	10658043000	160.97	0.00	(160.97)	0.0	1,661.90	2,700.00	1,038.10	38.4
Outside Repair/Veh Maint Equip	10658048000	923.77	0.00	(923.77)	0.0	20,230.24	22,500.00	2,269.76	10.1
EMS Training	10658735000	0.00	0.00	0.00	0.0	199.00	3,110.00	2,911.00	93.6
CARTA Training Classes	10658835000	0.00	0.00	0.00	0.0	4,768.48	15,700.00	10,931.52	69.6
Training & Travel/Admin	10659010000	2,804.82	0.00	(2,804.82)	0.0	16,732.28	24,300.00	7,567.72	31.1
Training & Travel/Prevention	10659020000	0.00	0.00	0.00	0.0	12,471.29	9,800.00	(2,671.29)	(27.3)
Training & Travel/OPS	10659030000	12,010.75	0.00	(12,010.75)	0.0	61,959.53	47,105.00	(14,854.53)	(31.5)
Traning & Travel Conference-Honor Guard	10659030540	0.00	0.00	0.00	0.0	0.00	1,500.00	1,500.00	100.0
Training & Travel - Pipes and Drums	10659030541	0.00	0.00	0.00	0.0	0.00	2,500.00	2,500.00	100.0
Training & Travel/CARTA	10659035000	145.00	0.00	(145.00)	0.0	20,019.18	30,900.00	10,880.82	35.2
Training & Travel/Communications	10659041000	192.00	0.00	(192.00)	0.0	1,280.85	6,500.00	5,219.15	80.3
Travel & Training / Fleet Maintenance	10659048000	0.00	0.00	0.00	0.0	54.00	4,000.00	3,946.00	98.7
Travel & Training / Warehouse	10659049000	265.00	0.00	(265.00)	0.0	3,489.97	1,500.00	(1,989.97)	(132.7)
Training & Travel - Ambulance	10659050000	0.00	0.00	0.00	0.0	0.00	9,800.00	9,800.00	100.0
Books & Subscriptions / Training Center/	10659135035	0.00	0.00	0.00	0.0	30.55	1,050.00	1,019.45	97.1
ACLS Upgrade	10659335000	0.00	0.00	0.00	0.0	8,450.00	21,930.00	13,480.00	61.5
College - Upper and Lower Division	10659435000	907.20	0.00	(907.20)	0.0	20,875.60	0.00	(20,875.60)	0.0
Awards / Admin	10659510000	0.00	0.00	0.00	0.0	6,696.86	8,200.00	1,503.14	18.3
Awards / Ops	10659530000	0.00	0.00	0.00	0.0	3,480.82	7,375.00	3,894.18	52.8

10/13/22
10:21:25 AM

CAFMA-Central Arizona Fire and Medical
Income Statement
(Original Budget to Actual Comparison)
For the period of 9/1/2022 Through 9/30/2022

Fund: (10) General Fund

	Account	Actual	Current Period Budget	Variance	%	Actual	Year To Date Budget	Variance	%
College - Upper Lower Div	10659535000	0.00	0.00	0.00	0.0	0.00	20,000.00	20,000.00	100.0
Dues / Admin	10660010000	415.35	0.00	(415.35)	0.0	6,228.21	7,635.00	1,406.79	18.4
Dues/Prevention	10660020000	175.00	0.00	(175.00)	0.0	2,474.50	1,542.00	(932.50)	(60.5)
Dues/Operations	10660030000	0.00	0.00	0.00	0.0	593.00	4,400.00	3,807.00	86.5
Dues/CARTA	10660035000	0.00	0.00	0.00	0.0	1,077.50	1,635.00	557.50	34.1
Dues/Warehouse	10660049000	0.00	0.00	0.00	0.0	0.00	200.00	200.00	100.0
Dues - AZ Ambulance Association	10660050000	0.00	0.00	0.00	0.0	0.00	1,000.00	1,000.00	100.0
Misc/Admin	10661010000	3,731.21	0.00	(3,731.21)	0.0	(23,160.75)	2,500.00	25,660.75	1026.4
Misc/Prevention	10661020000	0.00	0.00	0.00	0.0	2,132.42	2,880.00	747.58	26.0
Misc/Operations	10661030000	0.00	0.00	0.00	0.0	334.39	0.00	(334.39)	0.0
Misc/Operations - Routine	10661030490	0.00	0.00	0.00	0.0	0.00	2,250.00	2,250.00	100.0
Misc/Operations - Fire Rehab	10661030491	0.00	0.00	0.00	0.0	303.61	2,250.00	1,946.39	86.5
Misc/Operations	10661030492	0.00	0.00	0.00	0.0	129.50	550.00	420.50	76.5
Misc/Promotional Testing	10661030494	0.00	0.00	0.00	0.0	0.00	2,000.00	2,000.00	100.0
Misc/Captain Promotional Testing	10661030496	0.00	0.00	0.00	0.0	309.10	1,200.00	890.90	74.2
Misc/Firefighter Recruitment Supplies	10661030498	0.00	0.00	0.00	0.0	0.00	200.00	200.00	100.0
Miscellaneous - Ambulance	10661050000	0.00	0.00	0.00	0.0	0.00	1,000.00	1,000.00	100.0
Contract Services / Comm & IT	10663041000	0.00	0.00	0.00	0.0	7,513.18	8,400.00	886.82	10.6
Total Service Expenses		\$205,496.53	\$0.00	\$(205,496.53)	0.0 %	\$2,556,072.43	\$3,300,318.00	\$744,245.57	22.6 %
Capital Expenses									
Allocation to Capital Reserve Account	10770100000	\$0.00	\$0.00	\$0.00	0.0%	\$0.00	\$100,000.00	\$100,000.00	100.0%
Capital Outlay/ Facilities	10772043000	14,711.78	0.00	(14,711.78)	0.0	180,280.60	134,500.00	(45,780.60)	(34.0)
Capital Outlay/ Vehicles/ Prevention	10773020000	3,693.88	0.00	(3,693.88)	0.0	119,656.44	0.00	(119,656.44)	0.0
Capital Outlay/Vehicles/OPS	10773030000	27,576.15	0.00	(27,576.15)	0.0	3,074,895.53	445,314.00	(2,629,581.53)	(590.5)
Capital Outlay/ Vehicles/ Tech Services	10773041000	2,667.32	0.00	(2,667.32)	0.0	62,680.16	0.00	(62,680.16)	0.0
Capital Outlay/ Vehicles/ Warehouse	10773049000	4,216.35	0.00	(4,216.35)	0.0	72,766.46	0.00	(72,766.46)	0.0
Capital Outlay/ Equip/ Prevention	10774020000	0.00	0.00	0.00	0.0	0.00	120,000.00	120,000.00	100.0
Capital Outlay/ Equip/ OPS	10774030000	0.00	0.00	0.00	0.0	95,478.48	177,265.00	81,786.52	46.1
Capital Outlay/ Equip/ Facilities	10774043000	5,801.10	0.00	(5,801.10)	0.0	5,801.10	0.00	(5,801.10)	0.0
Capital Outlay/ Equip/ Fleet Maintenance	10774048000	0.00	0.00	0.00	0.0	32,524.16	23,000.00	(9,524.16)	(41.4)
Capital Outlay-Equipment-Ambulance	10774050000	0.00	0.00	0.00	0.0	0.00	35,814.00	35,814.00	100.0
Capital Outlay - Comm/IT	10775041000	1,691.51	0.00	(1,691.51)	0.0	264,843.97	300,000.00	35,156.03	11.7
Total Capital Expenses		\$60,358.09	\$0.00	\$(60,358.09)	0.0 %	\$3,908,926.90	\$1,335,893.00	\$(2,573,033.90)	(192.6)%
Total Expenses		\$1,919,845.63		\$(1,919,845.63)		\$35,613,848.13	\$33,683,135.00	\$(1,930,713.13)	(5.7)%
Income (Loss) from Operations		\$(1,725,626.72)	\$0.00	\$(1,725,626.72)	0.0%	\$(2,724,907.14)	\$(562,100.00)	\$(2,162,807.14)	(384.8)%

10/13/22
10:21:25 AM

CAFMA-Central Arizona Fire and Medical
Income Statement
(Original Budget to Actual Comparison)
For the period of 9/1/2022 Through 9/30/2022

Fund: (10) General Fund

	Current Period					Year To Date			
	Account	Actual	Budget	Variance	%	Actual	Budget	Variance	%
<u>Contingency</u>									
Funded Contingency/Admin	10780010000	\$0.00	\$0.00	\$0.00	0.0%	\$0.00	\$(124,350.00)	\$124,350.00	100.0%
Funded Contingency/Prevention	10780020000	0.00	0.00	0.00	0.0	0.00	(33,013.00)	33,013.00	100.0
Funded Contingency/OPS	10780030000	0.00	0.00	0.00	0.0	0.00	(1,141,072.00)	1,141,072.00	100.0
Funded Contingency/Training	10780035000	0.00	0.00	0.00	0.0	0.00	(30,004.00)	30,004.00	100.0
Funded Contingency/Tech Serv	10780041000	0.00	0.00	0.00	0.0	0.00	(67,832.00)	67,832.00	100.0
Funded Contingency/Facilities	10780043000	0.00	0.00	0.00	0.0	0.00	(41,203.00)	41,203.00	100.0
Funded Contingency/Warehouse	10780049000	0.00	0.00	0.00	0.0	0.00	(30,319.00)	30,319.00	100.0
Contingency - Ambulance	10780050000	0.00	0.00	0.00	0.0	0.00	(76,964.00)	76,964.00	100.0
Total Contingency		\$0.00	\$0.00	\$0.00	0.0 %	\$0.00	\$(1,544,757.00)	\$1,544,757.00	100.0 %
Net Income (Loss)		\$(1,725,626.72)	\$0.00	\$(1,725,626.72)	0.0%	\$(2,724,907.14)	\$(2,106,857.00)	\$(618,050.14)	(29.3)%

10/13/22
10:21:33 AM

CAFMA-Central Arizona Fire and Medical

Balance Sheet
As of 9/30/2022

Assets

Current Assets

Cash with Yavapai County	\$3,552,586.39	
Capital Reserve Fund	6,042,397.88	
Accounts Receivable	497,663.63	
Retiree/Insurance Receivable	412.28	
Total Current Assets		\$10,093,060.18
Total Assets		\$10,093,060.18

Liabilities and Net Assets

Current Liabilities

Accrued Payroll Expenses	\$(412.10)	
Credit Card Payable	(33,602.41)	
PSPRS Payable	250.15	
ASRS Payable	0.06	
Medical Insurance Withheld	(333.09)	
Dental Insurance Withheld	25.00	
Vision Insurance Withheld	23.22	
HSA Withheld	117.00	
Supplemental Insurance Withheld	10.13	
PSPRDCRP-PSPRS DC	67.97	
Total Current Liabilities		\$(33,854.07)
Total Liabilities		\$(33,854.07)

Net Assets

Fund Balance	\$12,851,821.39	
Current Year Net Assets	(2,724,907.14)	
Total Net Assets		10,126,914.25
Total Liabilities and Net Assets		\$10,093,060.18

CAFMA-Central Arizona Fire and Medical
GL Account Ledger - Detail By Period
9/1/2022 through 9/30/2022

Batch	Journal	Entry #	Date	Job	Document	Description	Debits	Credits	Balance
10.1100.0.0.000		CASH WITH YAVAPAI COUNTY							\$5,322,611.83
2005	CD	1348136	09/01/22		756743478	Action Graphics - Cash Disbursement ACTGRA	-	19.09	5,322,592.74
2005	CD	1348139	09/01/22		756743479	All West Fire Protection - Cash Disbursement ALWEFI	-	458.00	5,322,134.74
2005	CD	1348141	09/01/22		756743480	American Express, Inc. - Cash Disbursement AMEEXP	-	73,460.29	5,248,674.45
2005	CD	1348480	09/01/22		756743500	APS - Cash Disbursement APS	-	3,937.84	5,244,736.61
2005	CD	1348491	09/01/22		756743501	Arizona Emergency Products - Cash Disbursement AREMPR	-	1,145.62	5,243,590.99
2005	CD	1348496	09/01/22		756743502	Auto Trim Plus LLC - Cash Disbursement AUTRPL	-	2,585.00	5,241,005.99
2005	CD	1348506	09/01/22		756743503	Aviat US, Inc - Cash Disbursement AVIAT	-	529.00	5,240,476.99
2005	CD	1348508	09/01/22		756743504	Best Pick Disposal, Inc - Cash Disbursement BEPIDI	-	467.73	5,240,009.26
2005	CD	1348517	09/01/22		756743505	Bound Tree Medical LLC - Cash Disbursement BOTRME	-	10,490.68	5,229,518.58
2005	CD	1348550	09/01/22		756743507	B & W Fire Security Systems - Cash Disbursement BWFISE	-	2,786.64	5,226,731.94
2005	CD	1348554	09/01/22		756743508	Sparklight - Cash Disbursement CABONE	-	31.20	5,226,700.74
2005	CD	1348556	09/01/22		756743509	Center for Educ & Employm Law - Cash Disbursement CEDEDM	-	159.00	5,226,541.74
2005	CD	1348558	09/01/22		756743510	CenturyLink - Cash Disbursement CENLIN	-	1,158.08	5,225,383.66
2005	CD	1348570	09/01/22		756743511	CenturyLink - Cash Disbursement CENLIN	-	32.13	5,225,351.53
2005	CD	1348572	09/01/22		756743512	Chains Required - Cash Disbursement CHAREQ	-	579.75	5,224,771.78
2005	CD	1348578	09/01/22		756743513	Chase Bank - Cash Disbursement CHASE	-	945.32	5,223,826.46
2005	CD	1348588	09/01/22		756743514	Chase Bank - Cash Disbursement CHASE	-	671,091.93	4,552,734.53
2005	CD	1348615	09/01/22		756743516	City of Prescott - Cash Disbursement CITPRE	-	57,820.56	4,494,913.97
2005	CD	1348617	09/01/22		756743517	City of Prescott - Cash Disbursement CITPRE	-	401.40	4,494,512.57
2005	CD	1348619	09/01/22		756743518	Coppersmith Brockelman PLC - Cash Disbursement COPBRO	-	3,622.50	4,490,890.07
2005	CD	1348621	09/01/22		756743519	Curtis Tools for Heroes - Cash Disbursement CUTOHE	-	20,341.97	4,470,548.10
2005	CD	1348628	09/01/22		756743520	Enerspect Medical Solutions - Cash Disbursement ENMESO	-	4,044.42	4,466,503.68
2005	CD	1348633	09/01/22		756743521	FACTORY MOTOR PARTS - Cash Disbursement FAMOPA	-	723.76	4,465,779.92
2005	CD	1348652	09/01/22		756743523	FEDEX - Cash Disbursement FEDEXP	-	75.07	4,465,704.85
2005	CD	1348654	09/01/22		756743524	Foremost Promotions - Cash Disbursement FORPRO	-	5,410.92	4,460,293.93
2005	CD	1348670	09/01/22		756743525	Freightliner of AZ, LLC - Cash Disbursement FROFAR	-	7,571.92	4,452,722.01
2005	CD	1348689	09/01/22		756743527	Michael M. Golightly & Assoc - Cash Disbursement GOLMIC	-	6,676.49	4,446,045.52
2005	CD	1348699	09/01/22		756743528	W.W. Grainger, Inc - Cash Disbursement GRAING	-	302.47	4,445,743.05
2005	CD	1348704	09/01/22		756743529	HDA Architects, LLC - Cash Disbursement HDAARC	-	14,324.00	4,431,419.05
2005	CD	1348707	09/01/22		756743530	Interstate Batteries - Cash Disbursement INTBAT	-	426.89	4,430,992.16
2005	CD	1348712	09/01/22		756743531	JLS Tools, LLC - Cash Disbursement MACTOO	-	57.22	4,430,934.94
2005	CD	1348715	09/01/22		756743532	Melcher Printing, Inc - Cash Disbursement MELPRI	-	66.05	4,430,868.89
2005	CD	1348718	09/01/22		756743533	Patty Murphey - Cash Disbursement MURPAT	-	133.75	4,430,735.14
2005	CD	1348720	09/01/22		756743534	National Fire Codes - Cash Disbursement NFPA	-	206.55	4,430,528.59
2005	CD	1348725	09/01/22		756743535	ATWOOD, DENISE & CHRISTOPHER - Cash Disbursement ONETIM	-	859.42	4,429,669.17
2005	CD	1348727	09/01/22		756743536	Prescott Vly Chamber of Comm - Cash Disbursement PVCHCO	-	200.00	4,429,469.17
2005	CD	1348729	09/01/22		756743537	Restored By Faith LLC - Cash Disbursement REBYFA	-	140.00	4,429,329.17

CAFMA-Central Arizona Fire and Medical
GL Account Ledger - Detail By Period
9/1/2022 through 9/30/2022

Batch	Journal	Entry #	Date	Job	Document	Description	Debits	Credits	Balance
10.1100.0.0.000			CASH WITH YAVAPAI COUNTY (CONTINUED)						
2005	CD	1348731	09/01/22		756743538	Smart Document Solutions - Cash Disbursement SMDOSO	\$-	\$544.55	\$4,428,784.62
2005	CD	1348738	09/01/22		756743539	Staples Contract & Commerc.Inc - Cash Disbursement STACOM	-	1,029.54	4,427,755.08
2005	CD	1348755	09/01/22		756743540	D.G.Shoemaker & Associates Inc - Cash Disbursement SUNSUP	-	543.17	4,427,211.91
2005	CD	1348758	09/01/22		756743541	Tessco, Inc - Cash Disbursement TESSCO	-	210.39	4,427,001.52
2005	CD	1348763	09/01/22		756743542	Town of Prescott Valley - Cash Disbursement TOPRVA	-	94.64	4,426,906.88
2005	CD	1348765	09/01/22		756743543	Unisource Energy Services - Cash Disbursement UNENSE	-	327.90	4,426,578.98
2005	CD	1348776	09/01/22		756743544	Wex Bank - Cash Disbursement WEXBAN	-	31,800.24	4,394,778.74
2005	CD	1348778	09/01/22		756743545	XEROX FINANCIAL SERVICES - Cash Disbursement XEFISE	-	347.20	4,394,431.54
2005	CD	1348781	09/01/22		756743546	Yavapai Fleet Yavapai Machine - Cash Disbursement YAFLIN	-	545.89	4,393,885.65
2005	CD	1348792	09/01/22		756743547	York - Cash Disbursement YORK	-	38.17	4,393,847.48
2005	CD	1348596	09/01/22		DIR.DEP.PPE.8.27.2	Chase Bank - PR - DIRECT DEPOSIT PPE 08/27/2022	366,322.23	-	4,760,169.71
2004	PR	1344347	09/06/22		24885	Abel, Todd D. - Payroll Bi-Weekly-Direct Deposit 9/6/2022	-	3,097.40	4,757,072.31
2004	PR	1344372	09/06/22		24886	Anglin, Jake J. - Payroll Bi-Weekly-Direct Deposit 9/6/2022	-	955.99	4,756,116.32
2004	PR	1344398	09/06/22		24887	Apolinar, Johnathan R. - Payroll Bi-Weekly-Direct Deposit 9/6/2022	-	1,737.54	4,754,378.78
2004	PR	1344425	09/06/22		24888	Aponte, Anthony M. - Payroll Bi-Weekly-Direct Deposit 9/6/2022	-	1,630.96	4,752,747.82
2004	PR	1344447	09/06/22		24889	Baker, Mark A. - Payroll Bi-Weekly-Direct Deposit 9/6/2022	-	2,342.91	4,750,404.91
2004	PR	1344471	09/06/22		24890	Barnum, Josh M. - Payroll Bi-Weekly-Direct Deposit 9/6/2022	-	6,951.56	4,743,453.35
2004	PR	1344498	09/06/22		24891	Basurto-Cancino, Leobardo - Payroll Bi-Weekly-Direct Deposit 9/6/2022	-	1,530.16	4,741,923.19
2004	PR	1344519	09/06/22		24892	Blum, Rodney A. - Payroll Bi-Weekly-Direct Deposit 9/6/2022	-	1,810.63	4,740,112.56
2004	PR	1344543	09/06/22		24893	Breyer, Samuel H. - Payroll Bi-Weekly-Direct Deposit 9/6/2022	-	1,658.13	4,738,454.43
2004	PR	1344564	09/06/22		24894	Brown Jr, Dennis F. - Payroll Bi-Weekly-Direct Deposit 9/6/2022	-	2,537.53	4,735,916.90
2004	PR	1344588	09/06/22		24895	Brunk, Jacob A. - Payroll Bi-Weekly-Direct Deposit 9/6/2022	-	1,799.58	4,734,117.32
2004	PR	1344612	09/06/22		24896	Buchanan, Ben D. - Payroll Bi-Weekly-Direct Deposit 9/6/2022	-	3,164.19	4,730,953.13
2004	PR	1344634	09/06/22		24897	Bulters, Scott D. - Payroll Bi-Weekly-Direct Deposit 9/6/2022	-	2,367.36	4,728,585.77
2004	PR	1344657	09/06/22		24898	Buntin, Darrell R. - Payroll Bi-Weekly-Direct Deposit 9/6/2022	-	1,988.10	4,726,597.67
2004	PR	1344682	09/06/22		24899	Burch, Brian J. - Payroll Bi-Weekly-Direct Deposit 9/6/2022	-	2,726.12	4,723,871.55
2004	PR	1344706	09/06/22		24900	Burch, Bryten J. - Payroll Bi-Weekly-Direct Deposit 9/6/2022	-	1,315.32	4,722,556.23

CAFMA-Central Arizona Fire and Medical
GL Account Ledger - Detail By Period
9/1/2022 through 9/30/2022

Batch	Journal	Entry #	Date	Job	Document	Description	Debits	Credits	Balance
10.1100.0.0.000			CASH WITH YAVAPAI COUNTY (CONTINUED)						
2004	PR	1344732	09/06/22		24901	Burch, Caden C. - Payroll Bi-Weekly-Direct Deposit 9/6/2022	\$-	\$1,633.71	\$4,720,922.52
2004	PR	1344753	09/06/22		24902	Bushman, James V. - Payroll Bi-Weekly-Direct Deposit 9/6/2022	-	2,265.02	4,718,657.50
2004	PR	1344776	09/06/22		24903	Butler, Jason - Payroll Bi-Weekly-Direct Deposit 9/6/2022	-	2,109.37	4,716,548.13
2004	PR	1344805	09/06/22		24904	Butterfield, Jesse D. - Payroll Bi-Weekly-Direct Deposit 9/6/2022	-	1,774.73	4,714,773.40
2004	PR	1344826	09/06/22		24905	Carothers, Robert C. - Payroll Bi-Weekly-Direct Deposit 9/6/2022	-	3,888.59	4,710,884.81
2004	PR	1344852	09/06/22		24906	Cazaly, Marshall - Payroll Bi-Weekly-Direct Deposit 9/6/2022	-	1,733.84	4,709,150.97
2004	PR	1344871	09/06/22		24907	Chase, Rick D. - Payroll Bi-Weekly-Direct Deposit 9/6/2022	-	3,871.95	4,705,279.02
2004	PR	1344893	09/06/22		24908	Clark, Shelly - Payroll Bi-Weekly-Direct Deposit 9/6/2022	-	1,133.52	4,704,145.50
2004	PR	1344920	09/06/22		24909	Collins, Seth M. - Payroll Bi-Weekly-Direct Deposit 9/6/2022	-	1,504.35	4,702,641.15
2004	PR	1344945	09/06/22		24910	Copenhaver, Douglas J. - Payroll Bi-Weekly-Direct Deposit 9/6/2022	-	3,225.72	4,699,415.43
2004	PR	1344967	09/06/22		24911	Cox, Phillip C. - Payroll Bi-Weekly-Direct Deposit 9/6/2022	-	3,994.44	4,695,420.99
2004	PR	1344991	09/06/22		24912	Croft, Adam J. - Payroll Bi-Weekly-Direct Deposit 9/6/2022	-	1,689.33	4,693,731.66
2004	PR	1345013	09/06/22		24913	Crossman, Eric L. - Payroll Bi-Weekly-Direct Deposit 9/6/2022	-	2,198.01	4,691,533.65
2004	PR	1345036	09/06/22		24914	Cruz, Steven R. - Payroll Bi-Weekly-Direct Deposit 9/6/2022	-	2,723.61	4,688,810.04
2004	PR	1345059	09/06/22		24915	Curry, Robert C. - Payroll Bi-Weekly-Direct Deposit 9/6/2022	-	2,336.12	4,686,473.92
2004	PR	1345083	09/06/22		24916	Davidson, Glenn T. - Payroll Bi-Weekly-Direct Deposit 9/6/2022	-	2,586.63	4,683,887.29
2004	PR	1345107	09/06/22		24917	Davis, Bradley M. - Payroll Bi-Weekly-Direct Deposit 9/6/2022	-	6,392.95	4,677,494.34
2004	PR	1345131	09/06/22		24918	Deering, Andrew L. - Payroll Bi-Weekly-Direct Deposit 9/6/2022	-	903.78	4,676,590.56
2004	PR	1345157	09/06/22		24919	DiVall, Nelson - Payroll Bi-Weekly-Direct Deposit 9/6/2022	-	1,374.72	4,675,215.84
2004	PR	1345180	09/06/22		24920	Dibble, Gordon L. - Payroll Bi-Weekly-Direct Deposit 9/6/2022	-	1,753.42	4,673,462.42
2004	PR	1345204	09/06/22		24921	Dixson, Susanne M. - Payroll Bi-Weekly-Direct Deposit 9/6/2022	-	2,361.45	4,671,100.97
2004	PR	1345229	09/06/22		24922	Douglas, Ren W. - Payroll Bi-Weekly-Direct Deposit 9/6/2022	-	2,300.67	4,668,800.30
2004	PR	1345249	09/06/22		24923	Dowdy, Charles E. - Payroll Bi-Weekly-Direct Deposit 9/6/2022	-	2,038.71	4,666,761.59
2004	PR	1345274	09/06/22		24924	DuCharme, Zachary J. - Payroll Bi-Weekly-Direct Deposit 9/6/2022	-	1,537.92	4,665,223.67
2004	PR	1345297	09/06/22		24925	Duplessis, Robert A. - Payroll Bi-Weekly-Direct Deposit 9/6/2022	-	2,762.29	4,662,461.38

CAFMA-Central Arizona Fire and Medical
GL Account Ledger - Detail By Period
9/1/2022 through 9/30/2022

Batch	Journal	Entry #	Date	Job	Document	Description	Debits	Credits	Balance
10.1100.0.0.000			CASH WITH YAVAPAI COUNTY (CONTINUED)						
2004	PR	1345322	09/06/22		24926	Eckle, Kellan J. - Payroll Bi-Weekly-Direct Deposit 9/6/2022	\$-	\$1,744.05	\$4,660,717.33
2004	PR	1345344	09/06/22		24927	Edwards, David S. - Payroll Bi-Weekly-Direct Deposit 9/6/2022	-	2,545.51	4,658,171.82
2004	PR	1345365	09/06/22		24928	Engel, Nicole - Payroll Bi-Weekly-Direct Deposit 9/6/2022	-	966.00	4,657,205.82
2004	PR	1345386	09/06/22		24929	Feddema, John J. - Payroll Bi-Weekly-Direct Deposit 9/6/2022	-	3,766.64	4,653,439.18
2004	PR	1345414	09/06/22		24930	Ferris, Ryan M. - Payroll Bi-Weekly-Direct Deposit 9/6/2022	-	1,958.12	4,651,481.06
2004	PR	1345439	09/06/22		24931	Fields, Brody J. - Payroll Bi-Weekly-Direct Deposit 9/6/2022	-	3,241.16	4,648,239.90
2004	PR	1345461	09/06/22		24932	Fields, Zachary E. - Payroll Bi-Weekly-Direct Deposit 9/6/2022	-	2,582.09	4,645,657.81
2004	PR	1345491	09/06/22		24933	Fournier, Nick T. - Payroll Bi-Weekly-Direct Deposit 9/6/2022	-	2,745.73	4,642,912.08
2004	PR	1345512	09/06/22		24934	Frawley, Teresa A. - Payroll Bi-Weekly-Direct Deposit 9/6/2022	-	1,127.13	4,641,784.95
2004	PR	1345534	09/06/22		24935	Frazier, Antonio - Payroll Bi-Weekly-Direct Deposit 9/6/2022	-	3,360.68	4,638,424.27
2004	PR	1345555	09/06/22		24936	Freeman, Michael - Payroll Bi-Weekly-Direct Deposit 9/6/2022	-	1,622.29	4,636,801.98
2004	PR	1345578	09/06/22		24937	Freitag, Scott A. - Payroll Bi-Weekly-Direct Deposit 9/6/2022	-	4,411.67	4,632,390.31
2004	PR	1345599	09/06/22		24938	Gallman, Timothy B. - Payroll Bi-Weekly-Direct Deposit 9/6/2022	-	1,300.25	4,631,090.06
2004	PR	1345621	09/06/22		24939	Gardea Chaparro, Ivonne - Payroll Bi-Weekly-Direct Deposit 9/6/2022	-	1,239.78	4,629,850.28
2004	PR	1345642	09/06/22		24940	Gentle, Isabel - Payroll Bi-Weekly-Direct Deposit 9/6/2022	-	1,094.34	4,628,755.94
2004	PR	1345669	09/06/22		24941	Gentle, Joshua A. - Payroll Bi-Weekly-Direct Deposit 9/6/2022	-	1,323.66	4,627,432.28
2004	PR	1345693	09/06/22		24942	Gillihan, Jim W. - Payroll Bi-Weekly-Direct Deposit 9/6/2022	-	1,583.74	4,625,848.54
2004	PR	1345717	09/06/22		24943	Ginn, James E. - Payroll Bi-Weekly-Direct Deposit 9/6/2022	-	2,178.07	4,623,670.47
2004	PR	1345740	09/06/22		24944	Goodman, Laurie K. - Payroll Bi-Weekly-Direct Deposit 9/6/2022	-	1,145.30	4,622,525.17
2004	PR	1345770	09/06/22		24945	Gray, JT A. - Payroll Bi-Weekly-Direct Deposit 9/6/2022	-	1,524.51	4,621,000.66
2004	PR	1345799	09/06/22		24946	Guzzo, Nicholas R. - Payroll Bi-Weekly-Direct Deposit 9/6/2022	-	1,436.22	4,619,564.44
2004	PR	1345827	09/06/22		24947	Hall, Jace R. - Payroll Bi-Weekly-Direct Deposit 9/6/2022	-	1,558.26	4,618,006.18
2004	PR	1345851	09/06/22		24948	Harper, Leslie R. - Payroll Bi-Weekly-Direct Deposit 9/6/2022	-	2,154.75	4,615,851.43
2004	PR	1345873	09/06/22		24949	Hlavacek, Evan - Payroll Bi-Weekly-Direct Deposit 9/6/2022	-	2,294.38	4,613,557.05
2004	PR	1345898	09/06/22		24950	Horstman, Stephen W. - Payroll Bi-Weekly-Direct Deposit 9/6/2022	-	4,454.32	4,609,102.73

CAFMA-Central Arizona Fire and Medical
GL Account Ledger - Detail By Period
9/1/2022 through 9/30/2022

Batch	Journal	Entry #	Date	Job	Document	Description	Debits	Credits	Balance
10.1100.0.0.000			CASH WITH YAVAPAI COUNTY (CONTINUED)						
2004	PR	1345920	09/06/22		24951	Huddleston, Michael B. - Payroll Bi-Weekly-Direct Deposit 9/6/2022	\$-	\$2,546.74	\$4,606,555.99
2004	PR	1345949	09/06/22		24952	Hutchison, Ethan K. - Payroll Bi-Weekly-Direct Deposit 9/6/2022	-	1,585.19	4,604,970.80
2004	PR	1345965	09/06/22		24953	Ingrao, Jory - Payroll Bi-Weekly-Direct Deposit 9/6/2022	-	2,102.63	4,602,868.17
2004	PR	1345991	09/06/22		24954	Jacobson, Terrence L. - Payroll Bi-Weekly-Direct Deposit 9/6/2022	-	2,252.25	4,600,615.92
2004	PR	1346016	09/06/22		24955	Jimenez, Valentin - Payroll Bi-Weekly-Direct Deposit 9/6/2022	-	2,018.77	4,598,597.15
2004	PR	1346043	09/06/22		24956	Jones, Shaun D. - Payroll Bi-Weekly-Direct Deposit 9/6/2022	-	2,717.55	4,595,879.60
2004	PR	1346064	09/06/22		24957	Jordan, Tessa M. - Payroll Bi-Weekly-Direct Deposit 9/6/2022	-	1,039.43	4,594,840.17
2004	PR	1346090	09/06/22		24958	King, Jeremiah D. - Payroll Bi-Weekly-Direct Deposit 9/6/2022	-	3,423.40	4,591,416.77
2004	PR	1346110	09/06/22		24959	Kohler, Travis W. - Payroll Bi-Weekly-Direct Deposit 9/6/2022	-	2,166.59	4,589,250.18
2004	PR	1346134	09/06/22		24960	Kontz, Andrew M. - Payroll Bi-Weekly-Direct Deposit 9/6/2022	-	1,625.06	4,587,625.12
2004	PR	1346158	09/06/22		24961	Kontz, Michael V. - Payroll Bi-Weekly-Direct Deposit 9/6/2022	-	2,178.23	4,585,446.89
2004	PR	1346176	09/06/22		24962	Krizo, Denise M. - Payroll Bi-Weekly-Direct Deposit 9/6/2022	-	1,050.64	4,584,396.25
2004	PR	1346201	09/06/22		24963	Kumpula, Adrian K. - Payroll Bi-Weekly-Direct Deposit 9/6/2022	-	1,378.14	4,583,018.11
2004	PR	1346224	09/06/22		24964	Kuykendall, Jeffery W. - Payroll Bi-Weekly-Direct Deposit 9/6/2022	-	3,167.48	4,579,850.63
2004	PR	1346247	09/06/22		24965	Legge, David B. - Payroll Bi-Weekly-Direct Deposit 9/6/2022	-	3,356.27	4,576,494.36
2004	PR	1346270	09/06/22		24966	Litchfield, Ronald K. - Payroll Bi-Weekly-Direct Deposit 9/6/2022	-	1,786.69	4,574,707.67
2004	PR	1346291	09/06/22		24967	Lopeman, Keith A. - Payroll Bi-Weekly-Direct Deposit 9/6/2022	-	2,263.83	4,572,443.84
2004	PR	1346313	09/06/22		24968	Lovell, Sharon J. - Payroll Bi-Weekly-Direct Deposit 9/6/2022	-	994.62	4,571,449.22
2004	PR	1346339	09/06/22		24969	Lund, Kyle L. - Payroll Bi-Weekly-Direct Deposit 9/6/2022	-	1,150.98	4,570,298.24
2004	PR	1346364	09/06/22		24970	Lynch, Peter J. - Payroll Bi-Weekly-Direct Deposit 9/6/2022	-	2,042.46	4,568,255.78
2004	PR	1346389	09/06/22		24971	Lys, Damian P. - Payroll Bi-Weekly-Direct Deposit 9/6/2022	-	3,208.83	4,565,046.95
2004	PR	1346410	09/06/22		24972	Madden, James P. - Payroll Bi-Weekly-Direct Deposit 9/6/2022	-	1,517.22	4,563,529.73
2004	PR	1346430	09/06/22		24973	Mauldin, Karen S. - Payroll Bi-Weekly-Direct Deposit 9/6/2022	-	2,105.81	4,561,423.92
2004	PR	1346454	09/06/22		24974	Mauldin, Mark E. - Payroll Bi-Weekly-Direct Deposit 9/6/2022	-	2,983.14	4,558,440.78
2004	PR	1346473	09/06/22		24975	Mayhall, Mathew T. - Payroll Bi-Weekly-Direct Deposit 9/6/2022	-	8,285.08	4,550,155.70

CAFMA-Central Arizona Fire and Medical
GL Account Ledger - Detail By Period
9/1/2022 through 9/30/2022

Batch	Journal	Entry #	Date	Job	Document	Description	Debits	Credits	Balance
10.1100.0.0.000			CASH WITH YAVAPAI COUNTY (CONTINUED)						
2004	PR	1346493	09/06/22		24976	Mazon, Joshua M. - Payroll Bi-Weekly-Direct Deposit 9/6/2022	\$-	\$3,261.91	\$4,546,893.79
2004	PR	1346518	09/06/22		24977	McCarthy, Nicholas A. - Payroll Bi-Weekly-Direct Deposit 9/6/2022	-	1,331.73	4,545,562.06
2004	PR	1346543	09/06/22		24978	McCarty, Daniel L. - Payroll Bi-Weekly-Direct Deposit 9/6/2022	-	2,433.48	4,543,128.58
2004	PR	1346569	09/06/22		24979	McFadden, Matthew C. - Payroll Bi-Weekly-Direct Deposit 9/6/2022	-	1,749.06	4,541,379.52
2004	PR	1346597	09/06/22		24980	McFadden, Michael J. - Payroll Bi-Weekly-Direct Deposit 9/6/2022	-	2,795.41	4,538,584.11
2004	PR	1346624	09/06/22		24981	McIntire, Jacob V. - Payroll Bi-Weekly-Direct Deposit 9/6/2022	-	2,000.03	4,536,584.08
2004	PR	1346646	09/06/22		24982	Merrill, Eric R. - Payroll Bi-Weekly-Direct Deposit 9/6/2022	-	2,443.54	4,534,140.54
2004	PR	1346669	09/06/22		24983	Mills, Brett S. - Payroll Bi-Weekly-Direct Deposit 9/6/2022	-	1,268.64	4,532,871.90
2004	PR	1346695	09/06/22		24984	Moore, Aaron J. - Payroll Bi-Weekly-Direct Deposit 9/6/2022	-	2,495.55	4,530,376.35
2004	PR	1346722	09/06/22		24985	Moore, Ryan T. - Payroll Bi-Weekly-Direct Deposit 9/6/2022	-	2,049.02	4,528,327.33
2004	PR	1346748	09/06/22		24986	Muniz, Thomas E. - Payroll Bi-Weekly-Direct Deposit 9/6/2022	-	1,603.63	4,526,723.70
2004	PR	1346768	09/06/22		24987	Murphey, Patricia D. - Payroll Bi-Weekly-Direct Deposit 9/6/2022	-	3,075.14	4,523,648.56
2004	PR	1346797	09/06/22		24988	Nall, William T. - Payroll Bi-Weekly-Direct Deposit 9/6/2022	-	1,775.07	4,521,873.49
2004	PR	1346821	09/06/22		24989	Nelson, Michael J. - Payroll Bi-Weekly-Direct Deposit 9/6/2022	-	1,468.62	4,520,404.87
2004	PR	1346849	09/06/22		24990	Niemynski, Doug T. - Payroll Bi-Weekly-Direct Deposit 9/6/2022	-	4,469.92	4,515,934.95
2004	PR	1346875	09/06/22		24991	Nolan, Jason K. - Payroll Bi-Weekly-Direct Deposit 9/6/2022	-	2,256.63	4,513,678.32
2004	PR	1346905	09/06/22		24992	Olson, Rick C. - Payroll Bi-Weekly-Direct Deposit 9/6/2022	-	3,004.25	4,510,674.07
2004	PR	1346930	09/06/22		24993	Overmyer, Titus C. - Payroll Bi-Weekly-Direct Deposit 9/6/2022	-	1,589.31	4,509,084.76
2004	PR	1346950	09/06/22		24994	Parra, Dustin A. - Payroll Bi-Weekly-Direct Deposit 9/6/2022	-	2,761.89	4,506,322.87
2004	PR	1346976	09/06/22		24995	Parra, Payton S. - Payroll Bi-Weekly-Direct Deposit 9/6/2022	-	1,784.80	4,504,538.07
2004	PR	1346995	09/06/22		24996	Peckham, Christopher D. - Payroll Bi-Weekly-Direct Deposit 9/6/2022	-	1,946.44	4,502,591.63
2004	PR	1347021	09/06/22		24997	Pena, Christopher D. - Payroll Bi-Weekly-Direct Deposit 9/6/2022	-	2,073.60	4,500,518.03
2004	PR	1347051	09/06/22		24998	Perez, Anthony R. - Payroll Bi-Weekly-Direct Deposit 9/6/2022	-	1,674.72	4,498,843.31
2004	PR	1347079	09/06/22		24999	Perkins, Shane M. - Payroll Bi-Weekly-Direct Deposit 9/6/2022	-	1,287.37	4,497,555.94
2004	PR	1347104	09/06/22		25000	Poliakon, Brett M. - Payroll Bi-Weekly-Direct Deposit 9/6/2022	-	2,962.76	4,494,593.18

CAFMA-Central Arizona Fire and Medical
GL Account Ledger - Detail By Period
9/1/2022 through 9/30/2022

Batch	Journal	Entry #	Date	Job	Document	Description	Debits	Credits	Balance
10.1100.0.0.000			CASH WITH YAVAPAI COUNTY (CONTINUED)						
2004	PR	1347129	09/06/22		25001	Postula, Justin M. - Payroll Bi-Weekly-Direct Deposit 9/6/2022	\$-	\$3,263.21	\$4,491,329.97
2004	PR	1347153	09/06/22		25002	Postula, Karl A. - Payroll Bi-Weekly-Direct Deposit 9/6/2022	-	2,899.10	4,488,430.87
2004	PR	1347170	09/06/22		25003	Prange, Ross L. - Payroll Bi-Weekly-Direct Deposit 9/6/2022	-	3,179.25	4,485,251.62
2004	PR	1347193	09/06/22		25004	Pruitt, Robert E. - Payroll Bi-Weekly-Direct Deposit 9/6/2022	-	2,308.22	4,482,943.40
2004	PR	1347216	09/06/22		25005	Rafters, William C. - Payroll Bi-Weekly-Direct Deposit 9/6/2022	-	1,383.31	4,481,560.09
2004	PR	1347240	09/06/22		25006	Redfern, Joshua L. - Payroll Bi-Weekly-Direct Deposit 9/6/2022	-	1,474.96	4,480,085.13
2004	PR	1347265	09/06/22		25007	Reeves, Katherine D. - Payroll Bi-Weekly-Direct Deposit 9/6/2022	-	1,072.14	4,479,012.99
2004	PR	1347290	09/06/22		25008	Rendl, Robert A. - Payroll Bi-Weekly-Direct Deposit 9/6/2022	-	10,283.08	4,468,729.91
2004	PR	1347316	09/06/22		25009	Reyes, Adam N. - Payroll Bi-Weekly-Direct Deposit 9/6/2022	-	1,875.59	4,466,854.32
2004	PR	1347333	09/06/22		25010	Roberts, Jerry R. - Payroll Bi-Weekly-Direct Deposit 9/6/2022	-	2,080.82	4,464,773.50
2004	PR	1347359	09/06/22		25011	Rocha, Edgar O. - Payroll Bi-Weekly-Direct Deposit 9/6/2022	-	1,414.41	4,463,359.09
2004	PR	1347384	09/06/22		25012	Roche, Benjamin H. - Payroll Bi-Weekly-Direct Deposit 9/6/2022	-	1,986.98	4,461,372.11
2004	PR	1347407	09/06/22		25013	Rose, Cody S. - Payroll Bi-Weekly-Direct Deposit 9/6/2022	-	3,563.33	4,457,808.78
2004	PR	1347437	09/06/22		25014	Runo, Kyle E. - Payroll Bi-Weekly-Direct Deposit 9/6/2022	-	2,652.37	4,455,156.41
2004	PR	1347463	09/06/22		25015	Ryan, Keith M. - Payroll Bi-Weekly-Direct Deposit 9/6/2022	-	1,245.17	4,453,911.24
2004	PR	1347486	09/06/22		25016	Scaife, Domenic J. - Payroll Bi-Weekly-Direct Deposit 9/6/2022	-	3,735.99	4,450,175.25
2004	PR	1347510	09/06/22		25017	Schiffmacher, Gerald - Payroll Bi-Weekly-Direct Deposit 9/6/2022	-	1,714.01	4,448,461.24
2004	PR	1347533	09/06/22		25018	Schuster Jr., Alan J. - Payroll Bi-Weekly-Direct Deposit 9/6/2022	-	4,707.70	4,443,753.54
2004	PR	1347554	09/06/22		25019	Seets, James W. - Payroll Bi-Weekly-Direct Deposit 9/6/2022	-	2,045.25	4,441,708.29
2004	PR	1347580	09/06/22		25020	Sheldon, Wesley K. - Payroll Bi-Weekly-Direct Deposit 9/6/2022	-	1,658.40	4,440,049.89
2004	PR	1347603	09/06/22		25021	Sims, Lacie J. - Payroll Bi-Weekly-Direct Deposit 9/6/2022	-	1,284.06	4,438,765.83
2004	PR	1347629	09/06/22		25022	Smith, Jacob A. - Payroll Bi-Weekly-Direct Deposit 9/6/2022	-	922.05	4,437,843.78
2004	PR	1347657	09/06/22		25023	Smith, Russell - Payroll Bi-Weekly-Direct Deposit 9/6/2022	-	2,127.31	4,435,716.47
2004	PR	1347679	09/06/22		25024	Smith, Travis L. - Payroll Bi-Weekly-Direct Deposit 9/6/2022	-	2,485.97	4,433,230.50
2004	PR	1347702	09/06/22		25025	Snyder, Timothy E. - Payroll Bi-Weekly-Direct Deposit 9/6/2022	-	2,734.10	4,430,496.40

CAFMA-Central Arizona Fire and Medical
GL Account Ledger - Detail By Period
9/1/2022 through 9/30/2022

Batch	Journal	Entry #	Date	Job	Document	Description	Debits	Credits	Balance
10.1100.0.0.000			CASH WITH YAVAPAI COUNTY (CONTINUED)						
2004	PR	1347725	09/06/22		25026	Stewart, Jeff - Payroll Bi-Weekly-Direct Deposit 9/6/2022	\$-	\$1,929.46	\$4,428,566.94
2004	PR	1347751	09/06/22		25027	Stooks, Wallace C. - Payroll Bi-Weekly-Direct Deposit 9/6/2022	-	2,988.69	4,425,578.25
2004	PR	1347779	09/06/22		25028	Stretton, Garrett M. - Payroll Bi-Weekly-Direct Deposit 9/6/2022	-	1,428.38	4,424,149.87
2004	PR	1347802	09/06/22		25029	Tharp, David S. - Payroll Bi-Weekly-Direct Deposit 9/6/2022	-	3,264.85	4,420,885.02
2004	PR	1347825	09/06/22		25030	Thompson, Jacob S. - Payroll Bi-Weekly-Direct Deposit 9/6/2022	-	1,569.50	4,419,315.52
2004	PR	1347853	09/06/22		25031	Tillich, Timothy A. - Payroll Bi-Weekly-Direct Deposit 9/6/2022	-	2,381.48	4,416,934.04
2004	PR	1347875	09/06/22		25032	Trask, Ryan A. - Payroll Bi-Weekly-Direct Deposit 9/6/2022	-	2,168.02	4,414,766.02
2004	PR	1347900	09/06/22		25033	Trujillo, Erik J. - Payroll Bi-Weekly-Direct Deposit 9/6/2022	-	2,008.01	4,412,758.01
2004	PR	1347923	09/06/22		25034	Turner, Kenneth R. - Payroll Bi-Weekly-Direct Deposit 9/6/2022	-	1,642.64	4,411,115.37
2004	PR	1347944	09/06/22		25035	VanTuyl, Jonah D. - Payroll Bi-Weekly-Direct Deposit 9/6/2022	-	3,222.96	4,407,892.41
2004	PR	1347968	09/06/22		25036	Vanatta, Justin B. - Payroll Bi-Weekly-Direct Deposit 9/6/2022	-	1,596.26	4,406,296.15
2004	PR	1347989	09/06/22		25037	Viscardi, Karen W. - Payroll Bi-Weekly-Direct Deposit 9/6/2022	-	1,303.67	4,404,992.48
2004	PR	1348014	09/06/22		25038	Wagner, Adam D. - Payroll Bi-Weekly-Direct Deposit 9/6/2022	-	2,076.22	4,402,916.26
2004	PR	1348039	09/06/22		25039	Wagoner, Buddy R. - Payroll Bi-Weekly-Direct Deposit 9/6/2022	-	1,412.89	4,401,503.37
2004	PR	1348060	09/06/22		25040	Welch-Cornell, Jaime D. - Payroll Bi-Weekly-Direct Deposit 9/6/2022	-	1,490.02	4,400,013.35
2004	PR	1348082	09/06/22		25041	Wittenberg, David J. - Payroll Bi-Weekly-Direct Deposit 9/6/2022	-	2,225.36	4,397,787.99
2004	PR	1348109	09/06/22		25042	Young, Kevin A. - Payroll Bi-Weekly-Direct Deposit 9/6/2022	-	1,256.50	4,396,531.49
2004	PR	1348135	09/06/22		25043	Zazueta, Robert P. - Payroll Bi-Weekly-Direct Deposit 9/6/2022	-	2,684.01	4,393,847.48
2015	CR	1348894	09/08/22		0597701	AZ Dept of Forestry & Fire Mgt -	332.79	-	4,394,180.27
2014	CR	1348846	09/08/22		0693569	MISCELLANEOUS INCOME -	0.05	-	4,394,180.32
2016	CR	1348990	09/08/22		1101028807	ELOY FIRE DISTRICT -	2,801.70	-	4,396,982.02
2016	CR	1348988	09/08/22		13582179	ELSWICK, DENNIS -	76.90	-	4,397,058.92
2015	CR	1348896	09/08/22		14821510	Dawydiuk, Lori -	331.92	-	4,397,390.84
2014	CR	1348850	09/08/22		15859 & 15860	PLANS REVIEW -	1,404.68	-	4,398,795.52
2018	CR	1349034	09/08/22		15861	PLANS REVIEW -	108.00	-	4,398,903.52
2018	CR	1349032	09/08/22		15862	PLANS REVIEW -	125.00	-	4,399,028.52
2018	CR	1349033	09/08/22		15883	PLANS REVIEW -	308.00	-	4,399,336.52
2014	CR	1348844	09/08/22		1809593262	INCIDENT REPORTS -	22.00	-	4,399,358.52
2014	CR	1348845	09/08/22		1822164163	INCIDENT REPORTS -	22.00	-	4,399,380.52
2018	CR	1349036	09/08/22		1868319212	INCIDENT REPORTS -	22.00	-	4,399,402.52
2015	CR	1348868	09/08/22		215724	Bliss, Scott -	260.00	-	4,399,662.52

CAFMA-Central Arizona Fire and Medical
GL Account Ledger - Detail By Period
9/1/2022 through 9/30/2022

Batch	Journal	Entry #	Date	Job	Document	Description	Debits	Credits	Balance
10.1100.0.0.000			CASH WITH YAVAPAI COUNTY (CONTINUED)						
2015	CR	1348869	09/08/22		215724	CAMACHO, ALBERT -	\$260.00	\$-	\$4,399,922.52
2015	CR	1348870	09/08/22		215724	COLE, BRIAN -	84.66	-	4,400,007.18
2015	CR	1348871	09/08/22		215724	COOK, CHARLES -	84.66	-	4,400,091.84
2015	CR	1348872	09/08/22		215724	CORDES, GARY -	260.00	-	4,400,351.84
2015	CR	1348873	09/08/22		215724	CURTIS, DAVID -	41.82	-	4,400,393.66
2015	CR	1348874	09/08/22		215724	DALE, JACK -	84.66	-	4,400,478.32
2015	CR	1348875	09/08/22		215724	DIBBLE, STEVE -	84.66	-	4,400,562.98
2015	CR	1348876	09/08/22		215724	HARRIS, ALLEN -	84.66	-	4,400,647.64
2015	CR	1348877	09/08/22		215724	INGRAO, JACK -	84.66	-	4,400,732.30
2015	CR	1348878	09/08/22		215724	KELLEY, JOE -	41.82	-	4,400,774.12
2015	CR	1348879	09/08/22		215724	LOPEZ, RODNEY -	84.66	-	4,400,858.78
2015	CR	1348880	09/08/22		215724	MCCONNELL, DAVE -	109.14	-	4,400,967.92
2015	CR	1348881	09/08/22		215724	MOORE, SCOTT -	84.66	-	4,401,052.58
2015	CR	1348882	09/08/22		215724	NESS, DANIEL -	150.00	-	4,401,202.58
2015	CR	1348883	09/08/22		215724	PARRISH, MICHAEL -	41.82	-	4,401,244.40
2015	CR	1348884	09/08/22		215724	POLACEK, JEFF -	260.00	-	4,401,504.40
2015	CR	1348885	09/08/22		215724	Reyes, Charlie -	84.66	-	4,401,589.06
2015	CR	1348886	09/08/22		215724	ROBISON, MICHAEL J. -	84.66	-	4,401,673.72
2015	CR	1348887	09/08/22		215724	RORICK, NORM -	260.00	-	4,401,933.72
2015	CR	1348888	09/08/22		215724	Sims, Mike -	109.14	-	4,402,042.86
2015	CR	1348889	09/08/22		215724	Tarver, Shawn -	84.66	-	4,402,127.52
2015	CR	1348890	09/08/22		215724	Tucker, Michael -	260.00	-	4,402,387.52
2015	CR	1348891	09/08/22		215724	Valadez, Armando -	260.00	-	4,402,647.52
2015	CR	1348892	09/08/22		215724	VANATTA, DAVIN -	150.00	-	4,402,797.52
2015	CR	1348893	09/08/22		215724	WILHARM, BRIAN -	84.66	-	4,402,882.18
2015	CR	1348867	09/08/22		215738	Mills, Brett -	260.00	-	4,403,142.18
2015	CR	1348897	09/08/22		24256877	WALKER FIRE PROTECTION ASSOC. -	3,029.32	-	4,406,171.50
2014	CR	1348843	09/08/22		2456	Fire Prevention Permits -	533.00	-	4,406,704.50
2014	CR	1348849	09/08/22		38753	VFIS CLAIMS MANAGEMENT INC -	3,410.94	-	4,410,115.44
2013	CR	1348841	09/08/22		4000877	Securis Insurance Pool -	1,595.16	-	4,411,710.60
2017	CR	1349015	09/08/22		510603322	Sims, Mike -	26.44	-	4,411,737.04
2017	CR	1349013	09/08/22		510603323	Tucker, Michael -	660.13	-	4,412,397.17
2017	CR	1349014	09/08/22		510603324	DeJoria, Dana -	376.73	-	4,412,773.90
2017	CR	1349016	09/08/22		5553	Findlay Toyota Center -	1,497.00	-	4,414,270.90
2014	CR	1348851	09/08/22		57188	Fire Prevention Permits -	133.00	-	4,414,403.90
2018	CR	1349035	09/08/22		65231	MISCELLANEOUS INCOME -	138.88	-	4,414,542.78
2015	CR	1348895	09/08/22		65439312	CPR CLASS -	200.00	-	4,414,742.78
2014	CR	1348848	09/08/22		6970	PLANS REVIEW -	458.00	-	4,415,200.78
2015	CR	1348866	09/08/22		756722962	COPPER CANYON FIRE & MEDICAL -	1,218.68	-	4,416,419.46
2014	CR	1348852	09/08/22		7886	PLANS REVIEW -	458.00	-	4,416,877.46
2015	CR	1348865	09/08/22		8032	NESS, DANIEL -	73.30	-	4,416,950.76
2016	CR	1348989	09/08/22		833000085	Blue Ridge Fire -	569.64	-	4,417,520.40
2018	CR	1349031	09/08/22		98231	MISCELLANEOUS INCOME -	100.00	-	4,417,620.40
2014	CR	1348847	09/08/22		CASH	Fire Prevention Permits -	158.00	-	4,417,778.40
2021	CR	1349076	09/15/22		10090297	YAVAPAI COLLEGE -	1,638.65	-	4,419,417.05

CAFMA-Central Arizona Fire and Medical
GL Account Ledger - Detail By Period
9/1/2022 through 9/30/2022

Batch	Journal	Entry #	Date	Job	Document	Description	Debits	Credits	Balance
10.1100.0.0.000			CASH WITH YAVAPAI COUNTY (CONTINUED)						
2021	CR	1349074	09/15/22		1101028824	ELOY FIRE DISTRICT -	\$76.60	\$-	\$4,419,493.65
2022	CR	1349114	09/15/22		15864	PLANS REVIEW -	125.00	-	4,419,618.65
2022	CR	1349113	09/15/22		15884	PLANS REVIEW -	356.66	-	4,419,975.31
2020	CR	1349062	09/15/22		15887	PLANS REVIEW -	358.00	-	4,420,333.31
2020	CR	1349063	09/15/22		15888	PLANS REVIEW -	358.00	-	4,420,691.31
2022	CR	1349115	09/15/22		15889	PLANS REVIEW -	308.00	-	4,420,999.31
2020	CR	1349060	09/15/22		15890	PLANS REVIEW -	358.00	-	4,421,357.31
2020	CR	1349061	09/15/22		315886	PLANS REVIEW -	358.00	-	4,421,715.31
2022	CR	1349112	09/15/22		4698	CPR CLASS -	50.00	-	4,421,765.31
2021	CR	1349072	09/15/22		510603346	RORICK, NORM -	659.94	-	4,422,425.25
2021	CR	1349071	09/15/22		510603404	Bliss, Scott -	1,419.32	-	4,423,844.57
2021	CR	1349070	09/15/22		510603405	Valadez, Armando -	474.99	-	4,424,319.56
2022	CR	1349117	09/15/22		6980	PLANS REVIEW -	458.00	-	4,424,777.56
2022	CR	1349116	09/15/22		6984	Fire Prevention Permits -	121.00	-	4,424,898.56
2022	CR	1349118	09/15/22		6986	PLANS REVIEW -	458.00	-	4,425,356.56
2021	CR	1349073	09/15/22		706103073	VERDE VALLEY FIRE DISTRICT -	515.49	-	4,425,872.05
2021	CR	1349075	09/15/22		756722977	COPPER CANYON FIRE & MEDICAL -	5,714.47	-	4,431,586.52
2020	CR	1349064	09/15/22		7908	PLANS REVIEW -	458.00	-	4,432,044.52
2019	CR	1349045	09/15/22		833000110	Blue Ridge Fire -	442.61	-	4,432,487.13
2025	CD	1349146	09/19/22		756743548	Able Saw, LLC - Cash Disbursement ABLSAW	-	682.12	4,431,805.01
2025	CD	1349150	09/19/22		756743549	Arizona General / Ace Hardware - Cash Disbursement ACEHAR	-	62.08	4,431,742.93
2025	CD	1349162	09/19/22		756743550	Jonathan Apolinar - Cash Disbursement APOJO2	-	245.20	4,431,497.73
2025	CD	1349164	09/19/22		756743551	Johnathan Apolinar - Cash Disbursement APOJOH	-	112.33	4,431,385.40
2025	CD	1349166	09/19/22		756743552	APS - Cash Disbursement APS	-	11,661.47	4,419,723.93
2025	CD	1349183	09/19/22		756743553	Arizona Crisis Team (ACT) - Cash Disbursement ARCRT	-	7,177.50	4,412,546.43
2025	CD	1349185	09/19/22		756743554	Auto Trim Plus LLC - Cash Disbursement AUTRPL	-	1,599.62	4,410,946.81
2025	CD	1349188	09/19/22		756743555	BACKBOARDS BOOMERANG - Cash Disbursement BABOBO	-	434.00	4,410,512.81
2025	CD	1349191	09/19/22		756743556	Bennett Oil - Cash Disbursement BENOIL	-	3,232.50	4,407,280.31
2025	CD	1349194	09/19/22		756743557	Bound Tree Medical LLC - Cash Disbursement BOTRME	-	7,224.26	4,400,056.05
2025	CD	1349216	09/19/22		756743559	B & W Fire Security Systems - Cash Disbursement BWFISE	-	1,427.50	4,398,628.55
2025	CD	1349219	09/19/22		756743560	Sparklight - Cash Disbursement CABONE	-	1,163.00	4,397,465.55
2025	CD	1349226	09/19/22		756743561	CenturyLink - Cash Disbursement CENLIN	-	773.09	4,396,692.46
2025	CD	1349231	09/19/22		756743562	Chase Bank - Cash Disbursement CHASE	-	677,616.94	3,719,075.52
2025	CD	1349259	09/19/22		756743564	Chase Card Services - Cash Disbursement CHCASE	-	7,390.86	3,711,684.66
2025	CD	1349321	09/19/22		756743568	Chino Heating & Cooling, Inc - Cash Disbursement CHHECO	-	502.90	3,711,181.76
2025	CD	1349325	09/19/22		756743569	City of Prescott - Cash Disbursement CITPRE	-	44.16	3,711,137.60
2025	CD	1349327	09/19/22		756743570	Law Off. of Nicolas Cornelius - Cash Disbursement CORNIC	-	12,049.50	3,699,088.10
2025	CD	1349329	09/19/22		756743571	Crew Boss - Cash Disbursement CREBOS	-	9,741.08	3,689,347.02
2025	CD	1349335	09/19/22		756743572	Adam Croft - Cash Disbursement CROAD2	-	89.37	3,689,257.65

CAFMA-Central Arizona Fire and Medical
GL Account Ledger - Detail By Period
9/1/2022 through 9/30/2022

Batch	Journal	Entry #	Date	Job	Document	Description	Debits	Credits	Balance
10.1100.0.0.000			CASH WITH YAVAPAI COUNTY (CONTINUED)						
2025	CD	1349337	09/19/22		756743573	Adam Croft - Cash Disbursement CROADA	\$-	\$38.38	\$3,689,219.27
2025	CD	1349339	09/19/22		756743574	Curtis Tools for Heroes - Cash Disbursement CUTOHE	-	1,660.61	3,687,558.66
2025	CD	1349343	09/19/22		756743575	Dish Network - Cash Disbursement DISNET	-	133.09	3,687,425.57
2025	CD	1349345	09/19/22		756743576	FACTORY MOTOR PARTS - Cash Disbursement FAMOPA	-	1,077.12	3,686,348.45
2025	CD	1349359	09/19/22		756743577	FEDEX - Cash Disbursement FEDEXP	-	148.68	3,686,199.77
2025	CD	1349362	09/19/22		756743578	FleetPride, Inc - Cash Disbursement FLPRTR	-	51.93	3,686,147.84
2025	CD	1349365	09/19/22		756743579	Freightliner of AZ, LLC - Cash Disbursement FROFAR	-	240.21	3,685,907.63
2025	CD	1349371	09/19/22		756743580	Timothy Gallman - Cash Disbursement GALT12	-	250.16	3,685,657.47
2025	CD	1349373	09/19/22		756743581	Timothy Gallman - Cash Disbursement GALTIM	-	114.21	3,685,543.26
2025	CD	1349375	09/19/22		756743582	GovInvest Inc - Cash Disbursement GOVINV	-	6,831.09	3,678,712.17
2025	CD	1349377	09/19/22		756743583	W.W. Grainger, Inc - Cash Disbursement GRAING	-	181.90	3,678,530.27
2025	CD	1349387	09/19/22		756743584	Nathaniel Green - Cash Disbursement GRENA2	-	280.13	3,678,250.14
2025	CD	1349389	09/19/22		756743585	Nathaniel Green - Cash Disbursement GRENA2	-	128.11	3,678,122.03
2025	CD	1349391	09/19/22		756743586	Nicholas Guzzo - Cash Disbursement GUZNI2	-	279.08	3,677,842.95
2025	CD	1349393	09/19/22		756743587	Nicholas Guzzo - Cash Disbursement GUZNIC	-	127.53	3,677,715.42
2025	CD	1349395	09/19/22		756743588	Hillyard, Inc-Flagstaff - Cash Disbursement HILLYA	-	362.06	3,677,353.36
2025	CD	1349400	09/19/22		756743589	ImageTrend - Cash Disbursement IMATRE	-	2,157.57	3,675,195.79
2025	CD	1349402	09/19/22		756743590	Interstate Batteries - Cash Disbursement INTBAT	-	286.44	3,674,909.35
2025	CD	1349405	09/19/22		756743591	KAIROS Health Arizona, Inc - Cash Disbursement KAIROS	-	173,603.72	3,501,305.63
2025	CD	1349420	09/19/22		756743592	Lamb Chevrolet - Cash Disbursement LAMCHE	-	462.16	3,500,843.47
2025	CD	1349424	09/19/22		756743593	Life Assist Inc - Cash Disbursement LIFASS	-	190.37	3,500,653.10
2025	CD	1349427	09/19/22		756743594	Manzanita Landscaping, Inc - Cash Disbursement MANLAN	-	1,653.99	3,498,999.11
2025	CD	1349431	09/19/22		756743595	Matheson Tri-Gas, Inc - Cash Disbursement MATTRI	-	1,082.76	3,497,916.35
2025	CD	1349441	09/19/22		756743596	THADDEUS MCGUIRE - Cash Disbursement MCGTHA	-	450.00	3,497,466.35
2025	CD	1349443	09/19/22		756743597	Motorola Solutions Inc - Cash Disbursement MOTSOL	-	671.46	3,496,794.89
2025	CD	1349446	09/19/22		756743598	NAPA Auto Parts - Cash Disbursement NAAUPA	-	1,850.49	3,494,944.40
2025	CD	1349495	09/19/22		756743601	NFP Property and Casualty - Cash Disbursement NFPPRO	-	38,120.00	3,456,824.40
2025	CD	1349497	09/19/22		756743602	Northern AZ Premier Termite - Cash Disbursement NOAZTE	-	415.00	3,456,409.40
2025	CD	1349499	09/19/22		756743603	Savage, Warren & Jodi - Cash Disbursement ONETIM	-	336.74	3,456,072.66
2025	CD	1349501	09/19/22		756743604	O'Reilly Auto Parts - Cash Disbursement ORAUPA	-	249.87	3,455,822.79
2025	CD	1349512	09/19/22		756743605	Pitney Bowes Global Financial - Cash Disbursement PIBOGL	-	137.57	3,455,685.22
2025	CD	1349515	09/19/22		756743606	Prescott Steel & Welding - Cash Disbursement PRSTWE	-	59.03	3,455,626.19
2025	CD	1349519	09/19/22		756743607	Prescott Valley Ace Hardware - Cash Disbursement PVACHA	-	1,786.36	3,453,839.83
2025	CD	1349559	09/19/22		756743610	RadioSoft, Inc. - Cash Disbursement RADSOFT	-	1,420.00	3,452,419.83
2025	CD	1349563	09/19/22		756743611	The Counseling Office of - Cash Disbursement RITDEB	-	4,721.69	3,447,698.14
2025	CD	1349569	09/19/22		756743612	RWC Group - Cash Disbursement RWCINT	-	2,793.14	3,444,905.00
2025	CD	1349585	09/19/22		756743613	Besonson Tools LLC - Cash Disbursement SNONTO	-	43.09	3,444,861.91
2025	CD	1349588	09/19/22		756743614	Source One Supply - Cash Disbursement SOONSU	-	5,801.10	3,439,060.81

CAFMA-Central Arizona Fire and Medical
GL Account Ledger - Detail By Period
9/1/2022 through 9/30/2022

Batch	Journal	Entry #	Date	Job	Document	Description	Debits	Credits	Balance
10.1100.0.0.000			CASH WITH YAVAPAI COUNTY (CONTINUED)						
2025	CD	1349593	09/19/22		756743615	State 48 Recycling Inc - Cash Disbursement ST48RE	\$-	\$147.50	\$3,438,913.31
2025	CD	1349596	09/19/22		756743616	Staples Contract & Commmerc.Inc - Cash Disbursement STACOM	-	433.74	3,438,479.57
2025	CD	1349600	09/19/22		756743617	Stryker Sales Corporation - Cash Disbursement STSACO	-	284.66	3,438,194.91
2025	CD	1349607	09/19/22		756743618	Tessco, Inc - Cash Disbursement TESSCO	-	4,832.55	3,433,362.36
2025	CD	1349623	09/19/22		756743619	Town of Prescott Valley - Cash Disbursement TOPRVA	-	140.58	3,433,221.78
2025	CD	1349626	09/19/22		756743620	Unisource Energy Services - Cash Disbursement UNENSE	-	46.90	3,433,174.88
2025	CD	1349628	09/19/22		756743621	Verizon Wireless - Cash Disbursement VERWIR	-	4,101.71	3,429,073.17
2025	CD	1349633	09/19/22		756743622	ROGER WOOD - Cash Disbursement WOOROG	-	250.00	3,428,823.17
2025	CD	1349635	09/19/22		756743623	XEROX FINANCIAL SERVICES - Cash Disbursement XEFISE	-	411.61	3,428,411.56
2025	CD	1349638	09/19/22		756743624	Yavapai Regional Medical Ctr - Cash Disbursement YAREME	-	150.00	3,428,261.56
2025	CD	1349641	09/19/22		756743625	ZebraScapes LLC - Cash Disbursement ZEBRAS	-	175.00	3,428,086.56
2025	CD	1349239	09/19/22		DIR.DEP.PPE.9.10.2	Chase Bank - PR - DIRECT DEPOSIT PPE 09/10/2022	368,736.51	-	3,796,823.07
2026	PR	1353433	09/20/22		25044	Abel, Todd D. - Payroll Bi-Weekly-Direct Deposit 9/20/2022	-	3,165.16	3,793,657.91
2026	PR	1353459	09/20/22		25045	Anglin, Jake J. - Payroll Bi-Weekly-Direct Deposit 9/20/2022	-	1,046.78	3,792,611.13
2026	PR	1353486	09/20/22		25046	Apolinar, Johnathan R. - Payroll Bi-Weekly-Direct Deposit 9/20/2022	-	1,808.13	3,790,803.00
2026	PR	1353513	09/20/22		25047	Aponte, Anthony M. - Payroll Bi-Weekly-Direct Deposit 9/20/2022	-	1,488.53	3,789,314.47
2026	PR	1353536	09/20/22		25048	Baker, Mark A. - Payroll Bi-Weekly-Direct Deposit 9/20/2022	-	2,414.69	3,786,899.78
2026	PR	1353561	09/20/22		25049	Barnum, Josh M. - Payroll Bi-Weekly-Direct Deposit 9/20/2022	-	2,274.51	3,784,625.27
2026	PR	1353591	09/20/22		25050	Basurto-Cancino, Leobardo - Payroll Bi-Weekly-Direct Deposit 9/20/2022	-	1,812.84	3,782,812.43
2026	PR	1353613	09/20/22		25051	Blum, Rodney A. - Payroll Bi-Weekly-Direct Deposit 9/20/2022	-	1,861.75	3,780,950.68
2026	PR	1353636	09/20/22		25052	Breyer, Samuel H. - Payroll Bi-Weekly-Direct Deposit 9/20/2022	-	1,509.44	3,779,441.24
2026	PR	1353659	09/20/22		25053	Brown Jr, Dennis F. - Payroll Bi-Weekly-Direct Deposit 9/20/2022	-	3,366.27	3,776,074.97
2026	PR	1353683	09/20/22		25054	Brunk, Jacob A. - Payroll Bi-Weekly-Direct Deposit 9/20/2022	-	1,841.03	3,774,233.94
2026	PR	1353709	09/20/22		25055	Buchanan, Ben D. - Payroll Bi-Weekly-Direct Deposit 9/20/2022	-	3,595.48	3,770,638.46
2026	PR	1353731	09/20/22		25056	Bulters, Scott D. - Payroll Bi-Weekly-Direct Deposit 9/20/2022	-	2,406.85	3,768,231.61
2026	PR	1353755	09/20/22		25057	Buntin, Darrell R. - Payroll Bi-Weekly-Direct Deposit 9/20/2022	-	2,068.89	3,766,162.72
2026	PR	1353781	09/20/22		25058	Burch, Brian J. - Payroll Bi-Weekly-Direct Deposit 9/20/2022	-	2,797.27	3,763,365.45
2026	PR	1353805	09/20/22		25059	Burch, Bryten J. - Payroll Bi-Weekly-Direct Deposit 9/20/2022	-	1,315.32	3,762,050.13

CAFMA-Central Arizona Fire and Medical
GL Account Ledger - Detail By Period
9/1/2022 through 9/30/2022

Batch	Journal	Entry #	Date	Job	Document	Description	Debits	Credits	Balance
10.1100.0.0.000			CASH WITH YAVAPAI COUNTY (CONTINUED)						
2026	PR	1353833	09/20/22		25060	Burch, Caden C. - Payroll Bi-Weekly-Direct Deposit 9/20/2022	\$-	\$1,743.77	\$3,760,306.36
2026	PR	1353855	09/20/22		25061	Bushman, James V. - Payroll Bi-Weekly-Direct Deposit 9/20/2022	-	2,347.35	3,757,959.01
2026	PR	1353879	09/20/22		25062	Butler, Jason - Payroll Bi-Weekly-Direct Deposit 9/20/2022	-	2,169.93	3,755,789.08
2026	PR	1353908	09/20/22		25063	Butterfield, Jesse D. - Payroll Bi-Weekly-Direct Deposit 9/20/2022	-	1,645.66	3,754,143.42
2026	PR	1353930	09/20/22		25064	Carothers, Robert C. - Payroll Bi-Weekly-Direct Deposit 9/20/2022	-	3,963.05	3,750,180.37
2026	PR	1353956	09/20/22		25065	Cazaly, Marshall - Payroll Bi-Weekly-Direct Deposit 9/20/2022	-	1,580.18	3,748,600.19
2026	PR	1353975	09/20/22		25066	Chase, Rick D. - Payroll Bi-Weekly-Direct Deposit 9/20/2022	-	3,871.95	3,744,728.24
2026	PR	1353997	09/20/22		25067	Clark, Shelly - Payroll Bi-Weekly-Direct Deposit 9/20/2022	-	1,133.52	3,743,594.72
2026	PR	1354026	09/20/22		25068	Collins, Seth M. - Payroll Bi-Weekly-Direct Deposit 9/20/2022	-	2,054.88	3,741,539.84
2026	PR	1354051	09/20/22		25069	Copenhaver, Douglas J. - Payroll Bi-Weekly-Direct Deposit 9/20/2022	-	2,225.55	3,739,314.29
2026	PR	1354073	09/20/22		25070	Cox, Phillip C. - Payroll Bi-Weekly-Direct Deposit 9/20/2022	-	2,391.17	3,736,923.12
2026	PR	1354099	09/20/22		25071	Croft, Adam J. - Payroll Bi-Weekly-Direct Deposit 9/20/2022	-	1,778.87	3,735,144.25
2026	PR	1354121	09/20/22		25072	Crossman, Eric L. - Payroll Bi-Weekly-Direct Deposit 9/20/2022	-	2,198.01	3,732,946.24
2026	PR	1354145	09/20/22		25073	Cruz, Steven R. - Payroll Bi-Weekly-Direct Deposit 9/20/2022	-	1,928.49	3,731,017.75
2026	PR	1354168	09/20/22		25074	Curry, Robert C. - Payroll Bi-Weekly-Direct Deposit 9/20/2022	-	2,385.58	3,728,632.17
2026	PR	1354193	09/20/22		25075	Davidson, Glenn T. - Payroll Bi-Weekly-Direct Deposit 9/20/2022	-	2,650.06	3,725,982.11
2026	PR	1354218	09/20/22		25076	Davis, Bradley M. - Payroll Bi-Weekly-Direct Deposit 9/20/2022	-	4,839.47	3,721,142.64
2026	PR	1354242	09/20/22		25077	Deering, Andrew L. - Payroll Bi-Weekly-Direct Deposit 9/20/2022	-	903.78	3,720,238.86
2026	PR	1354270	09/20/22		25078	DiVall, Nelson - Payroll Bi-Weekly-Direct Deposit 9/20/2022	-	1,856.37	3,718,382.49
2026	PR	1354295	09/20/22		25079	Dibble, Gordon L. - Payroll Bi-Weekly-Direct Deposit 9/20/2022	-	1,833.18	3,716,549.31
2026	PR	1354320	09/20/22		25080	Dixon, Susanne M. - Payroll Bi-Weekly-Direct Deposit 9/20/2022	-	2,584.45	3,713,964.86
2026	PR	1354346	09/20/22		25081	Douglas, Ren W. - Payroll Bi-Weekly-Direct Deposit 9/20/2022	-	2,355.38	3,711,609.48
2026	PR	1354367	09/20/22		25082	Dowdy, Charles E. - Payroll Bi-Weekly-Direct Deposit 9/20/2022	-	2,045.34	3,709,564.14
2026	PR	1354392	09/20/22		25083	DuCharme, Zachary J. - Payroll Bi-Weekly-Direct Deposit 9/20/2022	-	1,585.60	3,707,978.54
2026	PR	1354416	09/20/22		25084	Duplessis, Robert A. - Payroll Bi-Weekly-Direct Deposit 9/20/2022	-	2,838.77	3,705,139.77

CAFMA-Central Arizona Fire and Medical
GL Account Ledger - Detail By Period
9/1/2022 through 9/30/2022

Batch	Journal	Entry #	Date	Job	Document	Description	Debits	Credits	Balance
10.1100.0.0.000			CASH WITH YAVAPAI COUNTY (CONTINUED)						
2026	PR	1354442	09/20/22		25085	Eckle, Kellan J. - Payroll Bi-Weekly-Direct Deposit 9/20/2022	\$-	\$1,812.94	\$3,703,326.83
2026	PR	1354465	09/20/22		25086	Edwards, David S. - Payroll Bi-Weekly-Direct Deposit 9/20/2022	-	2,622.99	3,700,703.84
2026	PR	1354487	09/20/22		25087	Engel, Nicole - Payroll Bi-Weekly-Direct Deposit 9/20/2022	-	1,189.00	3,699,514.84
2026	PR	1354508	09/20/22		25088	Feddema, John J. - Payroll Bi-Weekly-Direct Deposit 9/20/2022	-	3,701.64	3,695,813.20
2026	PR	1354535	09/20/22		25089	Ferris, Ryan M. - Payroll Bi-Weekly-Direct Deposit 9/20/2022	-	1,560.73	3,694,252.47
2026	PR	1354559	09/20/22		25090	Fields, Brody J. - Payroll Bi-Weekly-Direct Deposit 9/20/2022	-	2,497.54	3,691,754.93
2026	PR	1354584	09/20/22		25091	Fields, Zachary E. - Payroll Bi-Weekly-Direct Deposit 9/20/2022	-	3,524.45	3,688,230.48
2026	PR	1354614	09/20/22		25092	Fournier, Nick T. - Payroll Bi-Weekly-Direct Deposit 9/20/2022	-	2,408.72	3,685,821.76
2026	PR	1354635	09/20/22		25093	Frawley, Teresa A. - Payroll Bi-Weekly-Direct Deposit 9/20/2022	-	1,127.13	3,684,694.63
2026	PR	1354657	09/20/22		25094	Frazier, Antonio - Payroll Bi-Weekly-Direct Deposit 9/20/2022	-	3,253.67	3,681,440.96
2026	PR	1354679	09/20/22		25095	Freeman, Michael - Payroll Bi-Weekly-Direct Deposit 9/20/2022	-	1,814.29	3,679,626.67
2026	PR	1354696	09/20/22		25096	Freitag, Scott A. - Payroll Bi-Weekly-Direct Deposit 9/20/2022	-	4,411.67	3,675,215.00
2026	PR	1354719	09/20/22		25097	Gallman, Timothy B. - Payroll Bi-Weekly-Direct Deposit 9/20/2022	-	1,403.96	3,673,811.04
2026	PR	1354741	09/20/22		25098	Gardea Chaparro, Ivonne - Payroll Bi-Weekly-Direct Deposit 9/20/2022	-	1,144.58	3,672,666.46
2026	PR	1354762	09/20/22		25099	Gentle, Isabel - Payroll Bi-Weekly-Direct Deposit 9/20/2022	-	1,094.34	3,671,572.12
2026	PR	1354789	09/20/22		25100	Gentle, Joshua A. - Payroll Bi-Weekly-Direct Deposit 9/20/2022	-	1,428.04	3,670,144.08
2026	PR	1354815	09/20/22		25101	Gillihan, Jim W. - Payroll Bi-Weekly-Direct Deposit 9/20/2022	-	1,670.23	3,668,473.85
2026	PR	1354838	09/20/22		25102	Ginn, James E. - Payroll Bi-Weekly-Direct Deposit 9/20/2022	-	2,178.06	3,666,295.79
2026	PR	1354861	09/20/22		25103	Goodman, Laurie K. - Payroll Bi-Weekly-Direct Deposit 9/20/2022	-	1,145.30	3,665,150.49
2026	PR	1354892	09/20/22		25104	Gray, JT A. - Payroll Bi-Weekly-Direct Deposit 9/20/2022	-	2,008.55	3,663,141.94
2026	PR	1354922	09/20/22		25105	Guzzo, Nicholas R. - Payroll Bi-Weekly-Direct Deposit 9/20/2022	-	1,468.88	3,661,673.06
2026	PR	1354952	09/20/22		25106	Hall, Jace R. - Payroll Bi-Weekly-Direct Deposit 9/20/2022	-	1,769.13	3,659,903.93
2026	PR	1354976	09/20/22		25107	Harper, Leslie R. - Payroll Bi-Weekly-Direct Deposit 9/20/2022	-	2,213.08	3,657,690.85
2026	PR	1355000	09/20/22		25108	Hlavacek, Evan - Payroll Bi-Weekly-Direct Deposit 9/20/2022	-	2,416.51	3,655,274.34
2026	PR	1355025	09/20/22		25109	Horstman, Stephen W. - Payroll Bi-Weekly-Direct Deposit 9/20/2022	-	2,810.75	3,652,463.59

CAFMA-Central Arizona Fire and Medical
GL Account Ledger - Detail By Period
9/1/2022 through 9/30/2022

Batch	Journal	Entry #	Date	Job	Document	Description	Debits	Credits	Balance
10.1100.0.0.000			CASH WITH YAVAPAI COUNTY (CONTINUED)						
2026	PR	1355047	09/20/22		25110	Huddleston, Michael B. - Payroll Bi-Weekly-Direct Deposit 9/20/2022	\$-	\$2,607.79	\$3,649,855.80
2026	PR	1355075	09/20/22		25111	Hutchison, Ethan K. - Payroll Bi-Weekly-Direct Deposit 9/20/2022	-	1,231.71	3,648,624.09
2026	PR	1355091	09/20/22		25112	Ingrao, Jory - Payroll Bi-Weekly-Direct Deposit 9/20/2022	-	2,102.63	3,646,521.46
2026	PR	1355118	09/20/22		25113	Jacobson, Terrence L. - Payroll Bi-Weekly-Direct Deposit 9/20/2022	-	2,327.35	3,644,194.11
2026	PR	1355145	09/20/22		25114	Jimenez, Valentin - Payroll Bi-Weekly-Direct Deposit 9/20/2022	-	3,907.64	3,640,286.47
2026	PR	1355173	09/20/22		25115	Jones, Shaun D. - Payroll Bi-Weekly-Direct Deposit 9/20/2022	-	2,788.91	3,637,497.56
2026	PR	1355194	09/20/22		25116	Jordan, Tessa M. - Payroll Bi-Weekly-Direct Deposit 9/20/2022	-	1,039.43	3,636,458.13
2026	PR	1355220	09/20/22		25117	King, Jeremiah D. - Payroll Bi-Weekly-Direct Deposit 9/20/2022	-	2,638.27	3,633,819.86
2026	PR	1355242	09/20/22		25118	Kohler, Travis W. - Payroll Bi-Weekly-Direct Deposit 9/20/2022	-	2,287.24	3,631,532.62
2026	PR	1355268	09/20/22		25119	Kontz, Andrew M. - Payroll Bi-Weekly-Direct Deposit 9/20/2022	-	1,941.45	3,629,591.17
2026	PR	1355294	09/20/22		25120	Kontz, Michael V. - Payroll Bi-Weekly-Direct Deposit 9/20/2022	-	8,109.86	3,621,481.31
2026	PR	1355312	09/20/22		25121	Krizo, Denise M. - Payroll Bi-Weekly-Direct Deposit 9/20/2022	-	1,050.64	3,620,430.67
2026	PR	1355338	09/20/22		25122	Kumpula, Adrian K. - Payroll Bi-Weekly-Direct Deposit 9/20/2022	-	1,151.30	3,619,279.37
2026	PR	1355362	09/20/22		25123	Kuykendall, Jeffery W. - Payroll Bi-Weekly-Direct Deposit 9/20/2022	-	3,759.77	3,615,519.60
2026	PR	1355385	09/20/22		25124	Legge, David B. - Payroll Bi-Weekly-Direct Deposit 9/20/2022	-	2,920.29	3,612,599.31
2026	PR	1355411	09/20/22		25125	Litchfield, Ronald K. - Payroll Bi-Weekly-Direct Deposit 9/20/2022	-	3,687.09	3,608,912.22
2026	PR	1355433	09/20/22		25126	Lopeman, Keith A. - Payroll Bi-Weekly-Direct Deposit 9/20/2022	-	2,314.23	3,606,597.99
2026	PR	1355455	09/20/22		25127	Lovell, Sharon J. - Payroll Bi-Weekly-Direct Deposit 9/20/2022	-	994.62	3,605,603.37
2026	PR	1355482	09/20/22		25128	Lund, Kyle L. - Payroll Bi-Weekly-Direct Deposit 9/20/2022	-	1,207.49	3,604,395.88
2026	PR	1355508	09/20/22		25129	Lynch, Peter J. - Payroll Bi-Weekly-Direct Deposit 9/20/2022	-	1,724.52	3,602,671.36
2026	PR	1355533	09/20/22		25130	Lys, Damian P. - Payroll Bi-Weekly-Direct Deposit 9/20/2022	-	2,655.10	3,600,016.26
2026	PR	1355554	09/20/22		25131	Madden, James P. - Payroll Bi-Weekly-Direct Deposit 9/20/2022	-	1,517.22	3,598,499.04
2026	PR	1355574	09/20/22		25132	Mauldin, Karen S. - Payroll Bi-Weekly-Direct Deposit 9/20/2022	-	2,105.81	3,596,393.23
2026	PR	1355600	09/20/22		25133	Mauldin, Mark E. - Payroll Bi-Weekly-Direct Deposit 9/20/2022	-	3,077.56	3,593,315.67
2026	PR	1355619	09/20/22		25134	Mayhall, Mathew T. - Payroll Bi-Weekly-Direct Deposit 9/20/2022	-	2,413.89	3,590,901.78

CAFMA-Central Arizona Fire and Medical
GL Account Ledger - Detail By Period
9/1/2022 through 9/30/2022

Batch	Journal	Entry #	Date	Job	Document	Description	Debits	Credits	Balance
10.1100.0.0.000			CASH WITH YAVAPAI COUNTY (CONTINUED)						
2026	PR	1355640	09/20/22		25135	Mazon, Joshua M. - Payroll Bi-Weekly-Direct Deposit 9/20/2022	\$-	\$2,879.54	\$3,588,022.24
2026	PR	1355665	09/20/22		25136	McCarthy, Nicholas A. - Payroll Bi-Weekly-Direct Deposit 9/20/2022	-	1,394.70	3,586,627.54
2026	PR	1355692	09/20/22		25137	McCarty, Daniel L. - Payroll Bi-Weekly-Direct Deposit 9/20/2022	-	3,903.70	3,582,723.84
2026	PR	1355719	09/20/22		25138	McFadden, Matthew C. - Payroll Bi-Weekly-Direct Deposit 9/20/2022	-	1,828.15	3,580,895.69
2026	PR	1355747	09/20/22		25139	McFadden, Michael J. - Payroll Bi-Weekly-Direct Deposit 9/20/2022	-	2,161.47	3,578,734.22
2026	PR	1355772	09/20/22		25140	McIntire, Jacob V. - Payroll Bi-Weekly-Direct Deposit 9/20/2022	-	1,936.00	3,576,798.22
2026	PR	1355797	09/20/22		25141	Merrill, Eric R. - Payroll Bi-Weekly-Direct Deposit 9/20/2022	-	3,901.90	3,572,896.32
2026	PR	1355821	09/20/22		25142	Mills, Brett S. - Payroll Bi-Weekly-Direct Deposit 9/20/2022	-	1,528.64	3,571,367.68
2026	PR	1355846	09/20/22		25143	Moore, Aaron J. - Payroll Bi-Weekly-Direct Deposit 9/20/2022	-	2,324.04	3,569,043.64
2026	PR	1355872	09/20/22		25144	Moore, Ryan T. - Payroll Bi-Weekly-Direct Deposit 9/20/2022	-	1,665.98	3,567,377.66
2026	PR	1355899	09/20/22		25145	Muniz, Thomas E. - Payroll Bi-Weekly-Direct Deposit 9/20/2022	-	1,699.52	3,565,678.14
2026	PR	1355920	09/20/22		25146	Murphey, Patricia D. - Payroll Bi-Weekly-Direct Deposit 9/20/2022	-	3,267.14	3,562,411.00
2026	PR	1355950	09/20/22		25147	Nall, William T. - Payroll Bi-Weekly-Direct Deposit 9/20/2022	-	2,436.69	3,559,974.31
2026	PR	1355976	09/20/22		25148	Nelson, Michael J. - Payroll Bi-Weekly-Direct Deposit 9/20/2022	-	1,548.40	3,558,425.91
2026	PR	1356004	09/20/22		25149	Niemynski, Doug T. - Payroll Bi-Weekly-Direct Deposit 9/20/2022	-	4,412.34	3,554,013.57
2026	PR	1356032	09/20/22		25150	Nolan, Jason K. - Payroll Bi-Weekly-Direct Deposit 9/20/2022	-	2,986.24	3,551,027.33
2026	PR	1356061	09/20/22		25151	Olson, Rick C. - Payroll Bi-Weekly-Direct Deposit 9/20/2022	-	3,052.12	3,547,975.21
2026	PR	1356086	09/20/22		25152	Overmyer, Titus C. - Payroll Bi-Weekly-Direct Deposit 9/20/2022	-	2,313.49	3,545,661.72
2026	PR	1356107	09/20/22		25153	Parra, Dustin A. - Payroll Bi-Weekly-Direct Deposit 9/20/2022	-	2,906.89	3,542,754.83
2026	PR	1356133	09/20/22		25154	Parra, Payton S. - Payroll Bi-Weekly-Direct Deposit 9/20/2022	-	1,784.80	3,540,970.03
2026	PR	1356153	09/20/22		25155	Peckham, Christopher D. - Payroll Bi-Weekly-Direct Deposit 9/20/2022	-	2,071.58	3,538,898.45
2026	PR	1356181	09/20/22		25156	Pena, Christopher D. - Payroll Bi-Weekly-Direct Deposit 9/20/2022	-	2,438.32	3,536,460.13
2026	PR	1356214	09/20/22		25157	Perez, Anthony R. - Payroll Bi-Weekly-Direct Deposit 9/20/2022	-	2,789.57	3,533,670.56
2026	PR	1356243	09/20/22		25158	Perkins, Shane M. - Payroll Bi-Weekly-Direct Deposit 9/20/2022	-	1,469.45	3,532,201.11
2026	PR	1356268	09/20/22		25159	Poliakon, Brett M. - Payroll Bi-Weekly-Direct Deposit 9/20/2022	-	2,292.30	3,529,908.81

CAFMA-Central Arizona Fire and Medical
GL Account Ledger - Detail By Period
9/1/2022 through 9/30/2022

Batch	Journal	Entry #	Date	Job	Document	Description	Debits	Credits	Balance
10.1100.0.0.000			CASH WITH YAVAPAI COUNTY (CONTINUED)						
2026	PR	1356293	09/20/22		25160	Postula, Justin M. - Payroll Bi-Weekly-Direct Deposit 9/20/2022	\$-	\$2,073.34	\$3,527,835.47
2026	PR	1356317	09/20/22		25161	Postula, Karl A. - Payroll Bi-Weekly-Direct Deposit 9/20/2022	-	3,447.65	3,524,387.82
2026	PR	1356336	09/20/22		25162	Prange, Ross L. - Payroll Bi-Weekly-Direct Deposit 9/20/2022	-	4,128.51	3,520,259.31
2026	PR	1356361	09/20/22		25163	Pruitt, Robert E. - Payroll Bi-Weekly-Direct Deposit 9/20/2022	-	2,769.05	3,517,490.26
2026	PR	1356385	09/20/22		25164	Rafters, William C. - Payroll Bi-Weekly-Direct Deposit 9/20/2022	-	1,433.13	3,516,057.13
2026	PR	1356409	09/20/22		25165	Redfern, Joshua L. - Payroll Bi-Weekly-Direct Deposit 9/20/2022	-	1,521.77	3,514,535.36
2026	PR	1356434	09/20/22		25166	Reeves, Katherine D. - Payroll Bi-Weekly-Direct Deposit 9/20/2022	-	1,072.14	3,513,463.22
2026	PR	1356458	09/20/22		25167	Rendl, Robert A. - Payroll Bi-Weekly-Direct Deposit 9/20/2022	-	3,240.41	3,510,222.81
2026	PR	1356484	09/20/22		25168	Reyes, Adam N. - Payroll Bi-Weekly-Direct Deposit 9/20/2022	-	1,908.98	3,508,313.83
2026	PR	1356503	09/20/22		25169	Roberts, Jerry R. - Payroll Bi-Weekly-Direct Deposit 9/20/2022	-	2,163.54	3,506,150.29
2026	PR	1356530	09/20/22		25170	Rocha, Edgar O. - Payroll Bi-Weekly-Direct Deposit 9/20/2022	-	1,492.32	3,504,657.97
2026	PR	1356558	09/20/22		25171	Roche, Benjamin H. - Payroll Bi-Weekly-Direct Deposit 9/20/2022	-	2,721.69	3,501,936.28
2026	PR	1356581	09/20/22		25172	Rose, Cody S. - Payroll Bi-Weekly-Direct Deposit 9/20/2022	-	3,563.33	3,498,372.95
2026	PR	1356613	09/20/22		25173	Runo, Kyle E. - Payroll Bi-Weekly-Direct Deposit 9/20/2022	-	1,681.17	3,496,691.78
2026	PR	1356641	09/20/22		25174	Ryan, Keith M. - Payroll Bi-Weekly-Direct Deposit 9/20/2022	-	1,333.77	3,495,358.01
2026	PR	1356662	09/20/22		25175	Scaife, Domenic J. - Payroll Bi-Weekly-Direct Deposit 9/20/2022	-	2,964.61	3,492,393.40
2026	PR	1356686	09/20/22		25176	Schiffmacher, Gerald - Payroll Bi-Weekly-Direct Deposit 9/20/2022	-	1,714.01	3,490,679.39
2026	PR	1356710	09/20/22		25177	Schuster Jr., Alan J. - Payroll Bi-Weekly-Direct Deposit 9/20/2022	-	3,151.40	3,487,527.99
2026	PR	1356733	09/20/22		25178	Seets, James W. - Payroll Bi-Weekly-Direct Deposit 9/20/2022	-	7,094.43	3,480,433.56
2026	PR	1356760	09/20/22		25179	Sheldon, Wesley K. - Payroll Bi-Weekly-Direct Deposit 9/20/2022	-	1,746.88	3,478,686.68
2026	PR	1356783	09/20/22		25180	Sims, Lacie J. - Payroll Bi-Weekly-Direct Deposit 9/20/2022	-	1,284.06	3,477,402.62
2026	PR	1356809	09/20/22		25181	Smith, Jacob A. - Payroll Bi-Weekly-Direct Deposit 9/20/2022	-	956.87	3,476,445.75
2026	PR	1356842	09/20/22		25182	Smith, Russell - Payroll Bi-Weekly-Direct Deposit 9/20/2022	-	3,726.86	3,472,718.89
2026	PR	1356867	09/20/22		25183	Smith, Travis L. - Payroll Bi-Weekly-Direct Deposit 9/20/2022	-	2,655.95	3,470,062.94
2026	PR	1356890	09/20/22		25184	Snyder, Timothy E. - Payroll Bi-Weekly-Direct Deposit 9/20/2022	-	2,339.38	3,467,723.56

CAFMA-Central Arizona Fire and Medical
GL Account Ledger - Detail By Period
9/1/2022 through 9/30/2022

Batch	Journal	Entry #	Date	Job	Document	Description	Debits	Credits	Balance
10.1100.0.0.000			CASH WITH YAVAPAI COUNTY (CONTINUED)						
2026	PR	1356913	09/20/22		25185	Stewart, Jeff - Payroll Bi-Weekly-Direct Deposit 9/20/2022	\$-	\$2,001.77	\$3,465,721.79
2026	PR	1356941	09/20/22		25186	Stooks, Wallace C. - Payroll Bi-Weekly-Direct Deposit 9/20/2022	-	3,492.38	3,462,229.41
2026	PR	1356970	09/20/22		25187	Stretton, Garrett M. - Payroll Bi-Weekly-Direct Deposit 9/20/2022	-	1,495.12	3,460,734.29
2026	PR	1356993	09/20/22		25188	Tharp, David S. - Payroll Bi-Weekly-Direct Deposit 9/20/2022	-	3,264.85	3,457,469.44
2026	PR	1357019	09/20/22		25189	Thompson, Jacob S. - Payroll Bi-Weekly-Direct Deposit 9/20/2022	-	1,676.08	3,455,793.36
2026	PR	1357049	09/20/22		25190	Tillich, Timothy A. - Payroll Bi-Weekly-Direct Deposit 9/20/2022	-	1,644.31	3,454,149.05
2026	PR	1357073	09/20/22		25191	Trask, Ryan A. - Payroll Bi-Weekly-Direct Deposit 9/20/2022	-	2,363.11	3,451,785.94
2026	PR	1357098	09/20/22		25192	Trujillo, Erik J. - Payroll Bi-Weekly-Direct Deposit 9/20/2022	-	2,008.01	3,449,777.93
2026	PR	1357125	09/20/22		25193	Turner, Kenneth R. - Payroll Bi-Weekly-Direct Deposit 9/20/2022	-	2,525.47	3,447,252.46
2026	PR	1357146	09/20/22		25194	VanTuyt, Jonah D. - Payroll Bi-Weekly-Direct Deposit 9/20/2022	-	4,743.13	3,442,509.33
2026	PR	1357171	09/20/22		25195	Vanatta, Justin B. - Payroll Bi-Weekly-Direct Deposit 9/20/2022	-	1,658.95	3,440,850.38
2026	PR	1357192	09/20/22		25196	Viscardi, Karen W. - Payroll Bi-Weekly-Direct Deposit 9/20/2022	-	1,303.67	3,439,546.71
2026	PR	1357217	09/20/22		25197	Wagner, Adam D. - Payroll Bi-Weekly-Direct Deposit 9/20/2022	-	2,127.57	3,437,419.14
2026	PR	1357244	09/20/22		25198	Wagoner, Buddy R. - Payroll Bi-Weekly-Direct Deposit 9/20/2022	-	1,490.60	3,435,928.54
2026	PR	1357265	09/20/22		25199	Welch-Cornell, Jaime D. - Payroll Bi-Weekly-Direct Deposit 9/20/2022	-	1,490.02	3,434,438.52
2026	PR	1357288	09/20/22		25200	Wittenberg, David J. - Payroll Bi-Weekly-Direct Deposit 9/20/2022	-	2,273.41	3,432,165.11
2026	PR	1357316	09/20/22		25201	Young, Kevin A. - Payroll Bi-Weekly-Direct Deposit 9/20/2022	-	1,318.90	3,430,846.21
2026	PR	1357343	09/20/22		25202	Zazueta, Robert P. - Payroll Bi-Weekly-Direct Deposit 9/20/2022	-	2,759.65	3,428,086.56
2033	CR	1357360	09/22/22		1101028838	ELOY FIRE DISTRICT -	298.87	-	3,428,385.43
2034	CR	1357416	09/22/22		1497	TRAINING CLASSES -	175.00	-	3,428,560.43
2034	CR	1357418	09/22/22		15885	PLANS REVIEW -	483.00	-	3,429,043.43
2034	CR	1357419	09/22/22		15957	PLANS REVIEW -	108.00	-	3,429,151.43
2036	CR	1357460	09/22/22		15967	Fire Prevention Permits -	121.00	-	3,429,272.43
2036	CR	1357461	09/22/22		15969	PLANS REVIEW -	458.00	-	3,429,730.43
2033	CR	1357357	09/22/22		1944	CAMACHO, ALBERT -	496.22	-	3,430,226.65
2034	CR	1357417	09/22/22		1974	DONATION -	100.00	-	3,430,326.65
2035	CR	1357428	09/22/22		2173	HARTMANN, PETER & ANDREA -	345.61	-	3,430,672.26
2033	CR	1357359	09/22/22		2259	La Voie, James -	203.63	-	3,430,875.89
2033	CR	1357358	09/22/22		2351	DeJoria, Dana -	311.90	-	3,431,187.79
2035	CR	1357425	09/22/22		47078	RORICK, NORM -	260.00	-	3,431,447.79

CAFMA-Central Arizona Fire and Medical
GL Account Ledger - Detail By Period
9/1/2022 through 9/30/2022

Batch	Journal	Entry #	Date	Job	Document	Description	Debits	Credits	Balance
10.1100.0.0.000			CASH WITH YAVAPAI COUNTY (CONTINUED)						
2035	CR	1357426	09/22/22		47078	Smith, Andrea -	\$84.66	\$-	\$3,431,532.45
2035	CR	1357427	09/22/22		47078	DeJoria, Dana -	750.00	-	3,432,282.45
2036	CR	1357456	09/22/22		47078	Brookins, Patty -	250.00	-	3,432,532.45
2036	CR	1357457	09/22/22		47078	Brookins, Patty -	250.00	-	3,432,782.45
2036	CR	1357458	09/22/22		47078	Brookins, Patty -	250.00	-	3,433,032.45
2036	CR	1357459	09/22/22		47078	Brookins, Patty -	250.00	-	3,433,282.45
2033	CR	1357366	09/22/22		510603544	MOORE, SCOTT -	14.68	-	3,433,297.13
2033	CR	1357365	09/22/22		510603551	POLACEK, JEFF -	1,539.89	-	3,434,837.02
2033	CR	1357362	09/22/22		5566	Findlay Toyota Center -	981.00	-	3,435,818.02
2033	CR	1357363	09/22/22		706103088	VERDE VALLEY FIRE DISTRICT -	1,624.08	-	3,437,442.10
2033	CR	1357364	09/22/22		73849	PAYSON FIRE DEPARTMENT -	4,094.57	-	3,441,536.67
2033	CR	1357361	09/22/22		756722999	COPPER CANYON FIRE & MEDICAL -	424.63	-	3,441,961.30
2035	CR	1357424	09/22/22		833000115	Blue Ridge Fire -	24.23	-	3,441,985.53
2039	CR	1357504	09/29/22		1101028849	ELOY FIRE DISTRICT -	5.21	-	3,441,990.74
2039	CR	1357502	09/29/22		15219	CHRISTOPHER KOHLS FIRE DEPT -	709.75	-	3,442,700.49
2041	CR	1357533	09/29/22		15234	CHRISTOPHER KOHLS FIRE DEPT -	94.27	-	3,442,794.76
2042	CR	1357537	09/29/22		15891	PLANS REVIEW -	483.00	-	3,443,277.76
2040	CR	1357530	09/29/22		15970	PLANS REVIEW -	250.00	-	3,443,527.76
2042	CR	1357538	09/29/22		15973	PLANS REVIEW -	458.00	-	3,443,985.76
2039	CR	1357497	09/29/22		2302	CORDES, GARY -	1,593.74	-	3,445,579.50
2039	CR	1357503	09/29/22		2373	PACE ACADEMY -	78.42	-	3,445,657.92
2039	CR	1357494	09/29/22		26132989	RUNO, KYLE -	108.51	-	3,445,766.43
2039	CR	1357495	09/29/22		26267584	WALKER FIRE PROTECTION ASSOC. -	5,887.93	-	3,451,654.36
2039	CR	1357496	09/29/22		26267585	WALKER FIRE PROTECTION ASSOC. -	1,163.88	-	3,452,818.24
2039	CR	1357500	09/29/22		40426758	YAVAPAI CO SHERIFF'S OFFICE -	9,336.42	-	3,462,154.66
2039	CR	1357501	09/29/22		40426758	Yavapai Community Health Svcs -	432.00	-	3,462,586.66
2042	CR	1357540	09/29/22		4684	PLANS REVIEW -	2,290.00	-	3,464,876.66
2039	CR	1357505	09/29/22		510603525	VANATTA, DAVIN -	673.73	-	3,465,550.39
2039	CR	1357506	09/29/22		619162	AZ Dept of Forestry & Fire Mgt -	18,257.52	-	3,483,807.91
2042	CR	1357541	09/29/22		619946	MISCELLANEOUS INCOME -	11,900.00	-	3,495,707.91
2042	CR	1357539	09/29/22		6998	PLANS REVIEW -	182.40	-	3,495,890.31
2039	CR	1357499	09/29/22		706601179	Yarnell Fire District -	130.27	-	3,496,020.58
2040	CR	1357529	09/29/22		7919	PLANS REVIEW -	458.00	-	3,496,478.58
2039	CR	1357498	09/29/22		9016	TAYLOR SHERI -	295.37	-	3,496,773.95
2027	GJ	1357344	09/30/22		Cash With Yav Cty	Fire Authority Funding - September, 2022	43,945.81	-	3,540,719.76
2028	GJ	1357348	09/30/22		Cash With Yav Cty	COP Administrative Fee	-	2,500.00	3,538,219.76
2056	GJ	1365614	09/30/22		Cash With Yav Cty	GF Interest - September, 2022	14,366.63	-	3,552,586.39
CASH WITH YAVAPAI COUNTY TOTALS:							\$900,698.22	\$2,670,723.66	\$3,552,586.39
TOTAL OF LEDGER:							\$900,698.22	\$2,670,723.66	\$3,552,586.39

CAFMA-Central Arizona Fire and Medical

GL Trial Balance Worksheet
For The Period of 9/1/2022 through 9/30/2022

Account	Description	Balances				Adjustments
		Beginning	Debits	Credits	Ending	
10.1100.0.0.000	Cash with Yavapai County	\$5,322,611.83	\$900,698.22	\$2,670,723.66	\$3,552,586.39	
TOTALS:		<u>\$5,322,611.83</u>	<u>\$900,698.22</u>	<u>\$2,670,723.66</u>	<u>\$3,552,586.39</u>	

* Inactive accounts are marked and appear in grey.

CENTRAL ARIZONA FIRE AND MEDICAL AUTHORITY

Capital Projects Fund FY 22-23

GL #1200

Date	Transaction	Debit	Credit	Balance
07/01/22	Fiscal Year 22-23 Beginning Balance			\$ 6,026,141.00
08/31/22	Interest Revenue	\$3,905.59		\$ 6,030,046.59
09/30/22	Interest Revenue	\$12,351.29		\$ 6,042,397.88

CENTRAL ARIZONA FIRE AND MEDICAL AUTHORITY
PSPRS Contingency Reserve Fund FY 22-23

Date	Transaction	Debit	Credit	Balance
07/01/22	Beginning Balance			\$ 2,000,000.00
09/30/22	Interest Revenue - September, 2022	\$4,099.15		\$ 2,004,099.15

SAMPLE

Central Arizona Fire and Medical Authority

FIRE PROTECTION SERVICES AGREEMENT

This Fire Protection Agreement is made effective _____, between the Central Arizona Fire and Medical Authority, a political subdivision of the State of Arizona, hereinafter referred to as "AGENCY" and _____, hereinafter referred to as the "Applicant." The property under consideration is described as:

Street Address:

Mailing Address:

Contact Phone Number:

Yavapai County Assessor's Parcel Number:

IT IS THEREFORE MUTUALLY UNDERSTOOD AND AGREED AS FOLLOWS:

1) Purpose. AGENCY shall provide fire protection and limited emergency medical services under the terms of this Agreement.

2) Duration and Renewal. The effective term of this Agreement shall be from _____ through **June 30, 2019**. The provisions of this Agreement shall renew automatically on July 1 of each year for consecutive one-year terms, unless either party pursues termination of the Agreement pursuant to Paragraph 11.

3) Services Provided. Fire Suppression, Emergency Rescue, and limited Emergency Medical Services (collectively "Emergency Services") will be provided under this Agreement. Unless the Incident Commander (senior AGENCY Officer present) requests additional help, AGENCY shall provide a standard response as determined by AGENCY dispatch protocols on each emergency call from the Applicant, subject to conditions below.

It is intended that the Emergency Services provided under this Agreement shall be made available to the individuals residing at the property described in the Preamble above (the "Property") or invitees of said residents (collectively, "Service Recipients") in conjunction with the above-referenced Property irrespective of whether the Property is owner-occupied or leased. While the Applicant shall be responsible for all fees assessed under this Agreement, AGENCY also reserves the right to invoice any actual Service Recipient for the services provided under this Agreement, according to the fee schedule adopted by AGENCY, as amended from time to time. Said billing shall be in addition to the service fee charged under this Agreement.

In providing services under this Agreement, AGENCY reserves the right to involve such other jurisdictions and EMS or suppression service providers as it deems necessary, consistent with its then current protocol. No assurances are made as to

whether, or to what extent, any such third party providers will respond. Applicant and Service Recipients may be responsible for any additional charges assessed by such other service providers.

Applicant herein acknowledges that AGENCY alone will determine its response to any given incident and that AGENCY alone will determine the number of units and personnel responding to such incident. Applicant further acknowledges that such response is subject to, among others and without limitation, any unforeseen circumstance, a major fire, other accidents, conflicting concurrent calls, reduction in force, road closure, poor road conditions, acts of God, or other situations in which there is a shortage of manpower or equipment. Applicant understands that the response time will likely be extended beyond that which might be regularly expected elsewhere within the jurisdictional boundaries of AGENCY by reason of the distance to and isolation of the Applicant's Property, the limited manpower available, access limitations, road conditions, and the other calls within AGENCY that may take priority, and Applicant hereby consents to the same. In addition, Applicant acknowledges and agrees that AGENCY's response and effectiveness may be limited by a lack of adequate water supply.

Applicant acknowledges and agrees that AGENCY may, in its sole discretion, give priority to other emergency calls either within AGENCY's jurisdictional boundaries or outside AGENCY boundaries, potentially causing a delay in response time. Further, Applicant acknowledges and agrees that AGENCY may, in conjunction with any call to the Property, respond with insufficient equipment or manpower on occasion, either by reason of limited manpower, equipment availability, resource allocation, or by reason of the limited information having been made available to AGENCY in conjunction with the determination of the appropriate response.

Applicant hereby acknowledges that no assurances are given or warranties made as to the response time or service level that will be offered, and agrees to hold the AGENCY harmless from and indemnify AGENCY for any and all damages which might be incurred by Applicant, Service Recipient, to Applicant's Property or to any third party's property or person, including that of any Service Recipient, by reason of extended response times, reduced equipment or manpower response, the decision to involve other service providers, failure to involve other jurisdictions or service providers, AGENCY's decision to allocate resources elsewhere either inside or outside of AGENCY's jurisdictional boundaries, the allocation of manpower or equipment, or other operational decisions which might result in delay or additional loss of life or property.

Further, Applicant acknowledges and agrees that AGENCY shall not be liable for the negligent act or omission of any third party service provider. Applicant also agrees that AGENCY is under no obligation to transport any Service Recipient. Applicant acknowledges that AGENCY does not hold a Certificate of Necessity and does NOT provide ambulance or non-emergency transport services, and that transport services are typically provided through a third party. Applicant, Service Recipient, or both, shall be solely responsible for any and all expenses associated with any transport services utilized by either.

4) Response Time. AGENCY shall make reasonable efforts to respond to Applicant's emergency calls in a manner consistent with then-current agency protocol, subject to the terms and conditions set forth in this Agreement. Applicant hereby acknowledges that response times are subject to variations due to existing weather conditions, road conditions, travel distance, traffic conditions, property identification, conflicting responses, equipment and manpower availability or allocation, and access to Applicant's Property. Applicant acknowledges that because of the substantial distance involved, the minimum response time likely to be experienced by Applicant may exceed that of other recipients within the jurisdictional boundaries of AGENCY, and that no assurances are given by the AGENCY as to what ISO rating might apply to the Applicant's Property.

5) Routing Information. Applicant agrees that it shall provide AGENCY with current routing information to Applicant's Property in a form acceptable to AGENCY Fire Chief, and will endeavor to inform all occupants of subject Property of the proper procedures to follow in case of fire.

6) Access. Applicant hereby specifically acknowledges that standard access roads sufficient to allow AGENCY fire equipment to reach the scenes of emergency calls are a significant factor in AGENCY's ability to respond to emergency calls within a reasonable and expeditious time. If access roadways are not maintained by other public service agencies, the responsibility of providing and maintaining adequate access rests solely with Applicant. Applicant hereby agrees to hold AGENCY harmless from and to fully indemnify AGENCY for any liability or damages arising from any delay which might occur by reason of limited, inadequate or poorly maintained access, inadequate address or access description, or failure of Applicant or the Property to comply with applicable fire codes, building codes, zoning codes or recommendations or requirements made by any agency or AGENCY.

Applicant hereby grants to AGENCY the right of ingress and egress and to enter upon Applicant's Property for purposes of conducting inspections to determine accessibility, and to observe any other matters which may affect AGENCY's ability to provide services under this Agreement. Nothing herein shall be construed as requiring AGENCY to make any such inspection, or to require that AGENCY report to the Property owner in regard to any accessibility issues.

7) Compensation; Calculation; Payment. As consideration for AGENCY's provision of Emergency Services under this Agreement, Applicant shall pay to AGENCY a sum (the "Service Fee") equal to the amount which would be paid if the Applicant's Property was located in and taxable by the respective fire district (either the Central Yavapai Fire District or the Chino Valley Fire District) which would otherwise contract to provide such services to Applicant at that fire district's then current tax rate, any applicable bond debt servicing rates, plus an administrative fee equal to \$50.00 as modified from time to time. The Service Fee shall be owed to AGENCY by Applicant even if there is no current county tax assessed on the Property: by reason of the fact that the property is considered to be non-taxable; because no net assessed value has

been established; or for any other reason. In that event, for the purpose of calculating the Service Fee to be paid by the Applicant, 10% of the full cash value as indicated by the county assessor's office may be used as the assessed value, or if the full cash value is not available, the value of the property shall be established by way of appraisal conducted by a duly-licensed real estate appraiser provided by and solely at the cost of Applicant.

If the property is appraised, the assessed value will be 10% of the appraisal. The then current fire district tax rate shall be applied to said property value, plus any then-applicable bond debt service rates and an administrative fee equal to \$50.00. If for some reason the current assessed value information is unavailable, then the Service Fee under this contract, as renewed, will be equal to the Service Fee charged for the immediately preceding service year, plus 10%, until such time as the current property value information becomes available, at which time the fee for the then-current year shall be recalculated and an adjustment to the Service Fee made.

Payment shall be due when this Agreement is signed; alternatively, payment arrangements may be approved in the sole discretion of AGENCY for quarterly payments with the first payment being due and payable simultaneous with the execution of this Agreement and thereafter on the first day of each subsequent quarter. Any payment not received within 30 days of the due date will be considered in default and may result in the termination of this Agreement. For the initial term of the Agreement, the parties agree that the fee shall be \$«F17», but that such fee may be prorated (based on 12 months).

In the event of termination of this Agreement due to non-payment by Applicant of the agreed Service Fee within 30 days of due date, Applicant must reapply for Emergency Services pursuant to a new Agreement. In such event, the only option for payment under such new Agreement shall be for payment of all monies due in full at the time of execution of the new Agreement; other payment arrangements will only be considered upon renewal of the Agreement after completion of the initial term of the new Agreement.

The Service Fee paid to AGENCY by Applicant pursuant to this Agreement shall be considered earned by AGENCY when paid, and shall not be conditioned upon or modified by reason of the number of responses made by AGENCY to the Applicant's property during the term of this Agreement. While Applicant shall be responsible for all Service Fees assessed under this Agreement, AGENCY also reserves the right to invoice any actual Service Recipients for the services provided under this Agreement according to the then-current fee schedule adopted by AGENCY, as amended from time to time. Said invoice shall be in addition to any Service Fee due under the terms of this Agreement.

8) Insurance. Applicant shall provide AGENCY with a current certificate of liability and hazard insurance, together with the name and address of insurance agent, name of insurance company providing coverage, and insurance policy number.

9) Waiver and Disclaimer of Liability. Applicant agrees that AGENCY shall not be liable for any consequential damages to Applicant or any Service Recipient, including but not limited to any lost income or profits suffered by Applicant or any Service Recipient. In consideration of AGENCY's agreement to provide services under the terms of this Agreement, Applicant agrees to hold AGENCY harmless and hereby releases AGENCY from and indemnifies AGENCY for any and all claims, demands, liability and causes of action that may arise as a result of AGENCY providing the services described herein. Applicant specifically agrees to hold AGENCY harmless from, in addition to the foregoing, any claims, demands, liability or causes of action which might arise out of AGENCY's inability to provide, or any delay or limits in providing services, due in whole or in part to the conditions spelled out in Sections 3, 4, 5, and 6 of this Agreement.

10) No Third-Party Beneficiaries. This Agreement will be for the benefit of the parties named herein only and shall not be construed as having been entered into for the benefit of any third party.

11) No Warranties. Nothing herein shall be construed as a warranty by AGENCY against damages, whether to real property or personal property, which may result by way of fire, injury to a person, by accident or any other emergency occurring on Applicant's Property.

12) Limitation of Damages. In the event of breach or non-performance by AGENCY, Applicant's sole remedy shall be limited to the termination of this Agreement and refund of any unearned fees for that current contract year, the parties hereto having agreed that said fees are a reasonable amount of damages. This limitation of damages shall bind, without limitation, Service Recipients, family members, legal representatives, assigns and successors in interest of the Applicant. The waiver, hold harmless and indemnification provisions of this Agreement are for the benefit of AGENCY and shall survive the termination of this Agreement.

13) Termination. Either party may terminate this Agreement by thirty (30) days' written notice of termination delivered to the other party at these addresses:

For AGENCY:

Central Arizona Fire and Medical Authority
8603 E. Eastridge Drive
Prescott Valley, AZ 86314

For Applicant:

In the event of termination of this Agreement after the Applicant has paid the required payment due for that term, AGENCY shall return funds to the Applicant prorated on a per day basis for the period after the date of termination.

In the event Applicant sells the subject property or otherwise disposes of the same, this Agreement will terminate immediately upon notification from the Applicant of same; provided, however, that the indemnification requirements imposed on Applicant under this Agreement for incidents occurring during the term of this Agreement shall survive the termination hereof. Nothing herein shall prevent AGENCY from negotiating a new emergency services Agreement with the new owner of the subject property.

14) Cancellation Due to Conflict. AGENCY may cancel this Agreement pursuant to the mandates of A.R.S. §38-511.

15) Severability. If any provision of this Agreement shall be held to be unconstitutional, invalid, or unenforceable, it shall be deemed severable; however, the remainder of the Agreement shall not be affected and shall remain in full force and effect.

16) Fire Code Compliance. Applicant hereby specifically acknowledges that all operations and activities, as well as new construction, and remodel of structures when applicable, will be in compliance with AGENCY's adopted Fire Code.

The undersigned warrants to AGENCY that the Applicant has the power to enter into this Agreement and that all necessary acts have been taken to enter into this Agreement.

APPLICANT

By _____
Date

By _____
Date

CENTRAL ARIZONA FIRE & MEDICAL
AUTHORITY

Board Chair Date

ATTEST:

Board Clerk Date

TO: Fire Board
FROM: Chief Rose
DATE: October 24, 2022

SUBJECT: DISCUSSION AND POSSIBLE ACTION REGARDING STATION 58 GYM
EXPANSION PROJECT

Staff called three other companies, but Kenson and Jebco both said they were too busy or the job was too small, and there was no response from Ridgeline Builders. The initial project was planned to be a little smaller than what it has turned into. Haley Construction was the original contractor of the building. They have been good enough to us to even take the small project on considering their current workload. They invested some time into this gym expansion project for us before we decided to include a patio roof extension which put us over the 50K mark to 77K.

This project is on the border between using a residential contractor and a commercial contractor. We need to have some commercial-style store front windows put in, a new exterior wall extracted with finished drywall on the interior and stucco exterior, the roof needs to be extended out over what will be left of a patio area, some electrical work, gym flooring matched to what is there, the commercial exterior door relocated, and our access control moved. We are not having any luck finding a willing commercial contractor to take on the project except for Haley, and prefer not to try and use a residential contractor on this project.

Suggested Motion:

Motion to approve the use of Haley Construction for the Station 58 gym expansion project.

If you have any questions, please call Assistant Chief Rose at 772-7711.

**PROPOSAL SUBMITTED TO:****DATE: October 7, 2022**

Name Central Arizona Fire & Medical Authority (Rep: Eric Crossman)
Address 8603 E. Eastridge Dr
City, State, Zip Prescott Valley, AZ 86314
Phone: 928-910-6820
Email: ecrossman@cazfire.gov

WORK TO BE PERFORMED AT:

Jobsite Name CAFMA Station 58
Jobsite Address 4850 N. Robert Rd.
Jobsite City State Prescott Valley, AZ 86314

WORK SCOPE AND DETAILS:

Haley Construction Company shall use its diligent efforts to perform the “Work,” as described below, in an expeditious manner. Haley Construction Company shall provide all labor, materials, equipment, and services necessary to complete the Work in full accord with and reasonably inferable from the Contract Documents.

The scope includes enclosing the existing covered patio and turning it into an extension of the current workout space, as well as extending the roof to create a new covered patio area. This entails new walls, storefront windows, door relocation, new rubber flooring & base (match existing), minor electrical rework & additions, conduit for data (data by owner), stucco & drywall, & rough carpentry to extend the roof line.

EXCLUSIONS:

Except for those required of Haley Construction Company pursuant to this Agreement, Owner shall secure and pay for all other permits, approvals, easements, assessments, and fees required for the development, construction, use, or occupancy of permanent structures or for permanent changes in existing facilities, including the building permit.

Haley Construction Co. may request, or Owner may order changes in the Work or the timing or sequencing of performance of the Work that impacts the Contract Price or the Contract Time. All such changes in the Work that affect the Contract Time or Contract Price shall be formalized in a Change Order.

As full compensation for performance by Haley Construction Company of the Work, Owner shall pay Haley Construction Company the lump sum price of Seventy-Six Thousand Two-Hundred & Eighty-Eight dollars (\$76,288.00). The lump sum price, “Contract Price,” is subject to adjustment as provided in this Agreement.

Owner shall pay the amount due on any payment application no later than ten (10) Days after Haley Construction Co. has submitted a complete and accurate payment application.

All materials and guaranteed to be as specified. The above work is to be performed in a substantial workmanlike manner according to the specifications submitted.

1933 ROCKY DELLS DRIVE PRESCOTT, AZ 86303

928.445.1281 | HaleyConstructionAZ.com

Residential: ROC 025486-B | Commercial: ROC 075583 B-01



The property owner has the right to file a written complaint with the Registrar Of Contractors for an alleged violation of Section 32-1154, subsection A. Complaints must be made within the applicable time period set forth in Section 32-1155, subsection A. ROC contact information: ROC (602) 542-1525, www.azroc.gov.

CONTRACTOR’S LICENSE NO.(S) 075583 B01, 025486-B

This proposal may be withdrawn by the Contractor if it is not accepted within 30 days.


OWNER:

SIGNATURE: _____ DATE: _____

HALEY CONSTRUCTION COMPANY

BY: _____ TITLE: _____ DATE: _____

SIGNATURE: _____





PO Box 831

Prescott, AZ 86301

Phone: 928-445-1281

Fax: 928-227-1546

www.haleyconstructionaz.com

JOB: CAFMA Station #58 Remodel

ADDRESS: 4850 N Robert Rd, Prescott Valley, AZ 86314

CATEGORY	DESCRIPTION	CATEGORY TOTAL
010000	DIVISION 1 - GENERAL REQUIREMENTS	
015000	Constructiion Facilities	1,200
	Cell Phone	
	Jon Jon	
	Dumpster	
015410	Small Tools	100
016000	Supervision (20hrs/Week)	9450
	Superintendent Vehicle Expense	
016100	Project Management (8hrs/Week)	4480
	Scheduler	
016110	Submittals (4hrs/Week)	1540
016500	Administrative (4hrs/Week)	1540
017000	General Labor	1590
	Labor (2 guys, 2 days)	
	Material	
017200	Plans (GC)	150
017450	Final Clean	450
	DIVISION 1 - COST PLUS GENERAL REQUIREMENTS	
018100	Permits	500
	Building Permit	
	DIVISION 2 - Existing Conditions	
024100	Demolition	45
	Salvage HM Door & hardware	
	Furniture & BBQ (BY OWNER)	

CATEGORY	DESCRIPTION	CATEGORY TOTAL
	DIVISON 6 - WOOD AND PLASTICS	
061000	Rough Carpentry	2310
	Sheathing for Stucco	
	HCC Labor	
	HCC Material	
063000	Final Detailing	500
	DIVISION 7-THERMAL/MOISTURE PROTECTION	
072100	Thermal Insulation	530
	R-19 Wall Insulation	
	HCC Install	
	DIVISION 8 - DOORS & WINDOWS	
081000	Door & Hardware Install	100
081100	Hollow Metal Doors & Frames	412
	Frame Install	
	3' x 7" Door Frame	
084100	Entrances & Storefronts	5616
	DIVISION 9 - FINISHES	
092200	Non-Structural Mtl Frmg	2566
	2x6 Wall	
092400	Stucco	1775
092900	Gypsum Board	1964
096000	Flooring	2421
	Red Speckled Rubber Floor	
	Rubber Base	

CATEGORY	DESCRIPTION	CATEGORY TOTAL
099100	Painting	2300
	Interior - Walls, Door, & 2 Door Frames	
	Exterior - Beam, Columns, and roof deck	
	DIVISION 21 - FIRE SUPPRESSION	
211300	Fire Suppression Sprinkler Systems	
	Not Necessary	
	DIVISION 26 - ELECTRICAL	
260000	Electrical	2635
	Run Conduit for Security Access Data	
	Power to Mini Split	
	New Patio Flood Lighting	
	Exit Signage	
	New Exposed Outlets	
	Run Conduit for Hornstrobe Wiring	
	Deleting/Changing Existing Lights	
	Wiring for a new Ceiling fan in Center of Room (Fan install by Owner)	
	DIVISION 28 - ELECTRONIC SAFETY & SECURITY	
281000	Electronic Access Control	By Owner
283100	Fire Detection & Alarm	1261
	Horn strobe	
Option #1	Provide & Install Mini-Split (Add \$7,174.00.00 to base bid)	Not In Contract
Option #2	Extending Roof to Cover BBQ Patio (Add \$20,054.00 to base bid)	16344
		61,780
501000	CM Contingency	1,236
502000	Performance Bond	0
503000	Builders Risk Insurance	500
504000	Liability Insurance	635
		64,151
600000	Sales Tax	500
610000	Overhead	3,879
620000	Profit	7,758
	GRAND TOTAL	76,288