

AGENDA

**Central Arizona Fire and Medical Authority
Central Yavapai Fire District Board of Directors
CY Regular Meeting
Monday, November 28, 2022, 4:30 pm - 5:00 pm
Central Arizona Fire and Medical Authority, Administration, 8603 E. Eastridge Drive,
Prescott Valley**

NOTICE OF MEETING

Pursuant to A.R.S. § 38-431.02, notice is hereby given to the members of the Central Yavapai Fire District Board of Directors and the general public that the **Central Yavapai Fire District** will hold a meeting open to the public on **Monday, November 28, 2022 at 4:30 p.m.** The meeting will be held at **Central Arizona Fire and Medical Authority, Administration, 8603 E. Eastridge Drive, Prescott Valley, Arizona.** The Board may vote to go into Executive Session on any agenda item, pursuant to A.R.S. §38-431.03(A)(3) for discussion and consultation for legal advice with the District's Attorney on matters as set forth in the agenda item. The following topics and any variables thereto, will be subject to Board consideration, discussion, approval, or other action. All items are set for possible action. Members may attend in person or via remote methods of communication.

1. CALL TO ORDER / ROLL CALL OF BOARD MEMBERS
2. PLEDGE OF ALLEGIANCE
3. BOARD MEMBER REPORTS

Reports are informational only. Any item articulated in the reports is subject to clarification, discussion, and direction by the Board; no action will be taken.

4. CALL TO THE PUBLIC

In accordance with A.R.S. §38-431.01(H) and as a matter of policy, the Central Yavapai Fire District Board has decided to allow public comments as time permits. Therefore, those wishing to address the Board regarding an issue within the jurisdiction of this public body may do so in an orderly manner that includes completing a Call to the Public Form and submitting it to staff for the record. If a written statement is being read, please provide a copy to ensure it is entered into the record accurately. Individuals will be limited to speak for three (3) minutes and Call to the Public shall not exceed 15 minutes per meeting.

5. CONSENT AGENDA

All matters listed under consent agenda are considered to be routine by the Central Yavapai Fire District Board and will be enacted by one motion. There will be no separate discussion on these items. Any item may be removed by a Board member and will be considered separately for motion, discussion and action.

- A. Approve Regular Session Minutes - September 26, 2022
- B. Approve September General Fund and Bond Debt Service Financials
- C. Approve October General Fund and Bond Debt Service Financials

6. NEW BUSINESS

A. Discussion and Possible Action Related to Acceptance of Appointment Letter from the Yavapai County Board of Supervisors for Central Yavapai Fire District Board Members

B. Discussion and Possible Direction to Staff Regarding December Meeting Date

7. ADJOURNMENT

Disabled persons needing reasonable accommodations should call 928-772-7711 prior to the scheduled meeting.

MINUTES

**Central Arizona Fire and Medical Authority
Central Yavapai Fire District Board of Directors
Regular Meeting
Monday, September 26, 2022, 4:30 pm - 5:00 pm
Central Arizona Fire and Medical Authority, Administration, 8603 E. Eastridge Drive,
Prescott Valley**

In Attendance

Dane Beck; Darlene Packard; Dave Tharp; Kathy Goodman; Matt Zurcher;
Rick Anderson

Not In Attendance

Nicolas Cornelius; Pete Gordon; Scott A Freitag; Susanne Dixon

NOTICE OF MEETING

1. CALL TO ORDER / ROLL CALL OF BOARD MEMBERS

Chair Zurcher called the meeting to order at 4:30 p.m.

2. PLEDGE OF ALLEGIANCE

Chair Zurcher led the Pledge of Allegiance.

3. BOARD MEMBER REPORTS

There were no Board member reports.

4. CALL TO THE PUBLIC

There were no public comments.

5. CONSENT AGENDA

- A. Approve Joint Special Budget Meeting Minutes - May 23, 2022
- B. Approve Joint Special Budget Meeting Minutes - May 26, 2022
- C. Approve Regular Session Minutes - June 27, 2022
- D. Approve June 2022 General Fund and Bond Debt Service Financials
- E. Approve July 2022 General Fund and Bond Debt Service Financials
- F. Approve August 2022 General Fund and Bond Debt Service Financials

Motion to approve the Consent Agenda.

Move: Darlene Packard Second: Rick Anderson Status: Passed

Yes: Darlene Packard, Matt Zurcher, Dane Beck, Rick Anderson

6. ADJOURNMENT

Chief Tharp communicated that the email that members have received from Chase Bank is a legitimate email, and asked the Board to respond accordingly so that they may be placed as signing members on the Central Yavapai account.

Motion to adjourn at 4:02 p.m.

Move: Rick Anderson Second: Darlene Packard Status: Passed

Yes: Darlene Packard, Matt Zurcher, Dane Beck, Rick Anderson

DRAFT

The Central Yavapai Fire District Board of Directors have reviewed and approved the following financial documents to include Income Statements, Balance Sheets, and Bank Reconciliations with supporting documents, Revenue and Expenditure Graphs, and Cash Flow Projections in compliance with A.R.S. § 48-805, 807.

CYFD General Fund

CYFD Bond Debt Service

_____	_____
Fire Board Chairperson	Date

_____	_____
Fire Board Clerk	Date

CENTRAL YAVAPAI FIRE DISTRICT
GENERAL FUND BANK RECONCILIATION SEPTEMBER, 2022

Reconciliation:	
Beginning Balance:	\$ 375,376.11
Fire District Deposits:	\$ 5,124.13
Tax Revenue:	\$ 240,472.06
Interest Revenue:	\$ 1,167.52
Transfer Out: Fire Authority Funding	\$ (33,049.08)
Checks and Charges:	\$ (540.00)
Other:	\$ -
Ending Balance:	\$ 588,550.74

Difference Between Balances: \$ -

Deposits Per Bank Statement:	
Real Estate Taxes:	\$ 226,154.24
Personal Property Taxes:	\$ 9,323.68
Fire District Assistance Tax:	\$ 4,994.14
Interest Income:	\$ 1,167.52
Fire District Deposits:	\$ 5,124.13
Outstanding Deposits:	\$ -
Other:	\$ -
Other:	\$ -
Ending Balance:	\$ 246,763.71

Bank Statement Balance:	
Balance Per Bank:	\$ 588,550.74
Outstanding Checks:	\$ -
Outstanding Deposits:	\$ -

Ending Balance: \$ 588,550.74

G/L Ending Balance: \$ 588,550.74

\$ 588,550.74

Bank Reconciliation Register:	
Checks From Accounts Payable:	\$ 540.00
Other: GL JE Fire Authority Funding	\$ 33,049.08
Total:	\$ 33,589.08

Deposits From Accounts Receivable: \$ 5,124.13
Other: GL JE Tax & Interest Revenue: \$ 241,639.58

Ending Balance: \$ 246,763.71

Reconciliation Approved By:

Scott Freitag
Digitally signed by Scott Freitag
Date: 2022.10.17 15:16:21
-07'00'

Scott Freitag, Fire Chief

Reconciliation Reviewed By:

Dave Tharp
Digitally signed by Dave Tharp
Date: 2022.10.17 13:38:18
-07'00'

David Tharp, Assistant Chief of Administration

Reconciliation Prepared By:

Karen Mauldin
Digitally signed by Karen
Mauldin
Date: 2022.10.13 13:46:19
-07'00'

Karen Mauldin, Finance Manager

CENTRAL YAVAPAI FIRE DISTRICT
General Fund Tax Collection Information

Total Levy Month	FY 16-17 Collected	FY 17-18 Collected	FY 18-19 Collected	FY 19-20 Collected	FY 20-21 Collected	FY 21-22 Collected	FY 22-23 Collected
July	\$50,468	\$47,993	\$48,809	\$53,398	\$113,844	\$91,719	\$79,538
%	0.358%	0.295%	0.295%	0.297%	0.586%	0.436%	0.347%
% To Date	0.3575%	0.2947%	0.2953%	0.2973%	0.5861%	0.4358%	0.3467%
August	\$26,519	\$25,442	\$29,028	\$18,645	\$21,440	\$30,145	\$22,797
%	0.188%	0.156%	0.176%	0.104%	0.110%	0.143%	0.099%
% To Date	0.5454%	0.4510%	0.4709%	0.4011%	0.6965%	0.5791%	0.4460%
September	\$789,429	\$768,730	\$136,335	\$151,569	\$38,040	\$272,297	\$235,478
%	5.592%	4.721%	0.825%	0.844%	0.196%	1.294%	1.026%
% To Date	6.1377%	5.1721%	1.2957%	1.2450%	0.8924%	1.8730%	1.4724%
October	\$3,589,494	\$6,179,209	\$6,735,649	\$7,842,869	\$7,733,468	\$8,922,036	\$0
%	25.428%	37.949%	40.749%	43.667%	39.816%	42.397%	0.000%
% To Date	31.5659%	43.1211%	42.0442%	44.9119%	40.7084%	44.2696%	1.4724%
November	\$3,154,358	\$1,286,322	\$2,208,068	\$1,675,932	\$2,373,821	\$2,237,664	\$0
%	22.346%	7.900%	13.358%	9.331%	12.222%	10.633%	0.000%
% To Date	53.9115%	51.0210%	55.4024%	54.2431%	52.9301%	54.9027%	1.4724%
December	\$896,697	\$987,194	\$1,064,960	\$1,336,392	\$1,753,590	\$1,651,663	\$0
%	6.3522%	6.0628%	6.4427%	7.4407%	9.0284%	7.8485%	0.0000%
% To Date	60.2637%	57.0837%	61.8450%	61.6837%	61.9585%	62.7512%	1.4724%
January	\$368,574	\$609,745	\$416,757	\$428,512	\$450,460	\$783,026	\$0
%	2.6110%	3.7447%	2.5212%	2.3858%	2.3192%	3.7209%	0.0000%
% To Date	62.8747%	60.8284%	64.3663%	64.0696%	64.2777%	66.4721%	1.4724%
February	\$394,891	\$350,747	\$328,790	\$452,992	\$306,355	\$262,589	\$0
%	2.7974%	2.1541%	1.9891%	2.5221%	1.5773%	1.2478%	0.0000%
% To Date	65.6721%	62.9825%	66.3554%	66.5917%	65.8550%	67.7199%	1.4724%
March	\$606,436	\$629,128	\$657,391	\$623,229	\$520,420	\$466,650	\$0
%	4.2960%	3.8637%	3.9770%	3.4700%	2.6794%	2.2175%	0.0000%
% To Date	69.9681%	66.8462%	70.3324%	70.0617%	68.5344%	69.9373%	1.4724%
April	\$3,343,070	\$3,414,235	\$3,987,889	\$4,164,352	\$4,734,267	\$5,079,814	\$0
%	23.6824%	20.9682%	24.1255%	23.1860%	24.3745%	24.1387%	0.0000%
% To Date	93.6506%	87.8145%	94.4579%	93.2476%	92.9089%	94.0761%	1.4724%
May	\$678,353	\$813,680	\$695,530	\$837,799	\$840,183	\$919,524	\$0
%	4.8055%	4.9971%	4.2077%	4.6646%	4.3257%	4.3695%	0.0000%
% To Date	98.4561%	92.8116%	98.6656%	97.9123%	97.2346%	98.4455%	1.4724%
June	\$183,806	\$187,184	\$220,679	\$201,547	\$325,848	\$366,962	\$0
%	1.3021%	1.1496%	1.3350%	1.1222%	1.6776%	1.7438%	0.0000%
% To Date	99.7582%	93.9612%	100.0006%	99.0344%	98.9122%	100.1893%	1.4724%
TOTALS	\$14,082,095	\$15,299,608	\$16,529,886	\$17,787,237	\$19,211,735	\$21,084,089	\$337,813
Delinquency	0.2418%	6.0388%	-0.0006%	0.9656%	1.0878%	-0.1893%	98.5276%

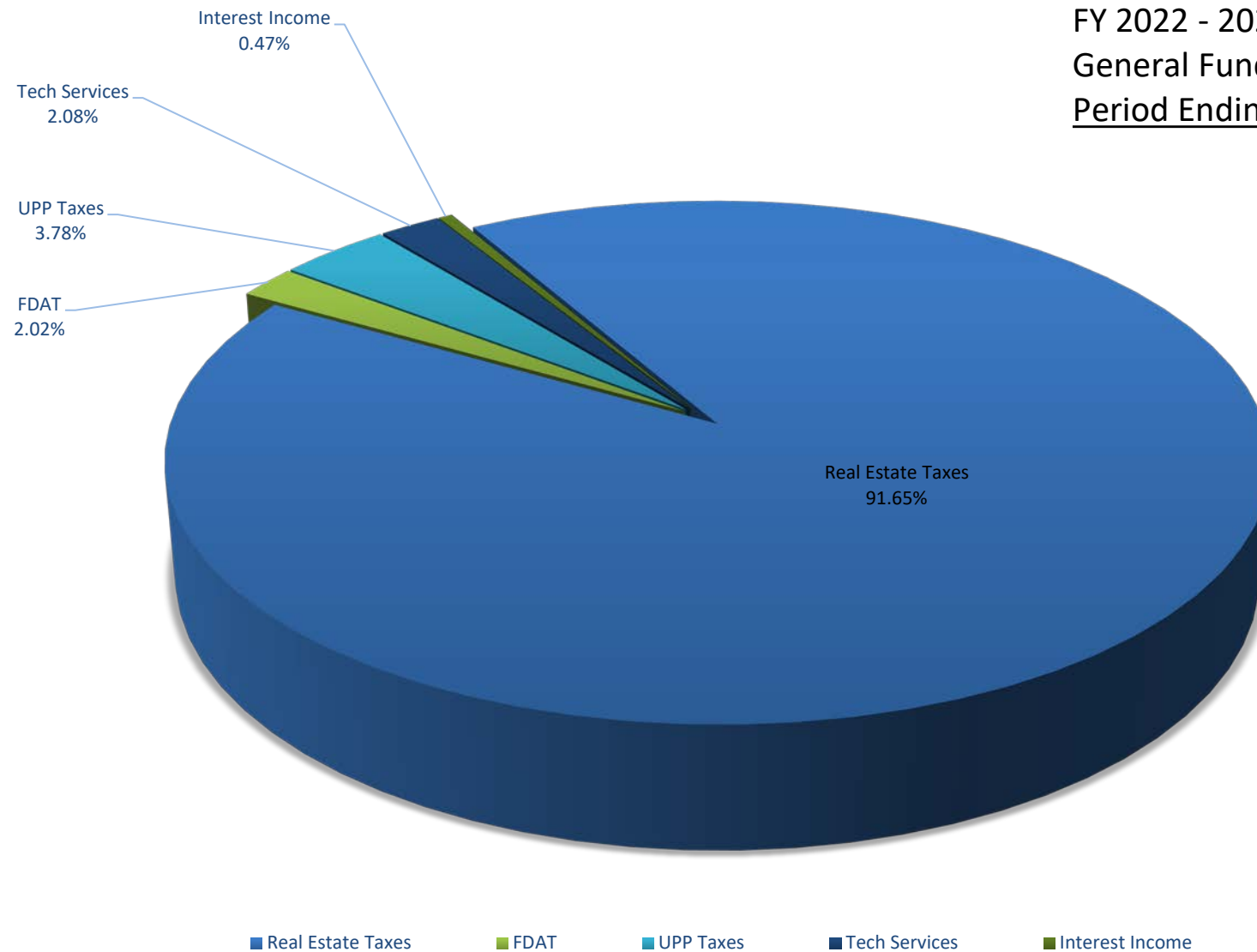
CENTRAL YAVAPAI FIRE DISTRICT
FDAT Collection Information

[illegible]

**CENTRAL YAVAPAI FIRE DISTRICT
REVENUE GRAPH DATA**

	Revenue	Budget	%
Real Estate Taxes	\$ 226,154	\$ 22,943,481	91.65
FDAT	\$ 4,994	\$ 400,000	2.02
UPP Taxes	\$ 9,324	\$ -	3.78
Tech Services	\$ 5,124	\$ 55,668	2.08
Interest Income	\$ 1,168	\$ -	0.47
Other Income	\$ -	\$ -	0.00
TOTALS:	\$ 246,764	\$ 23,399,149	100.00

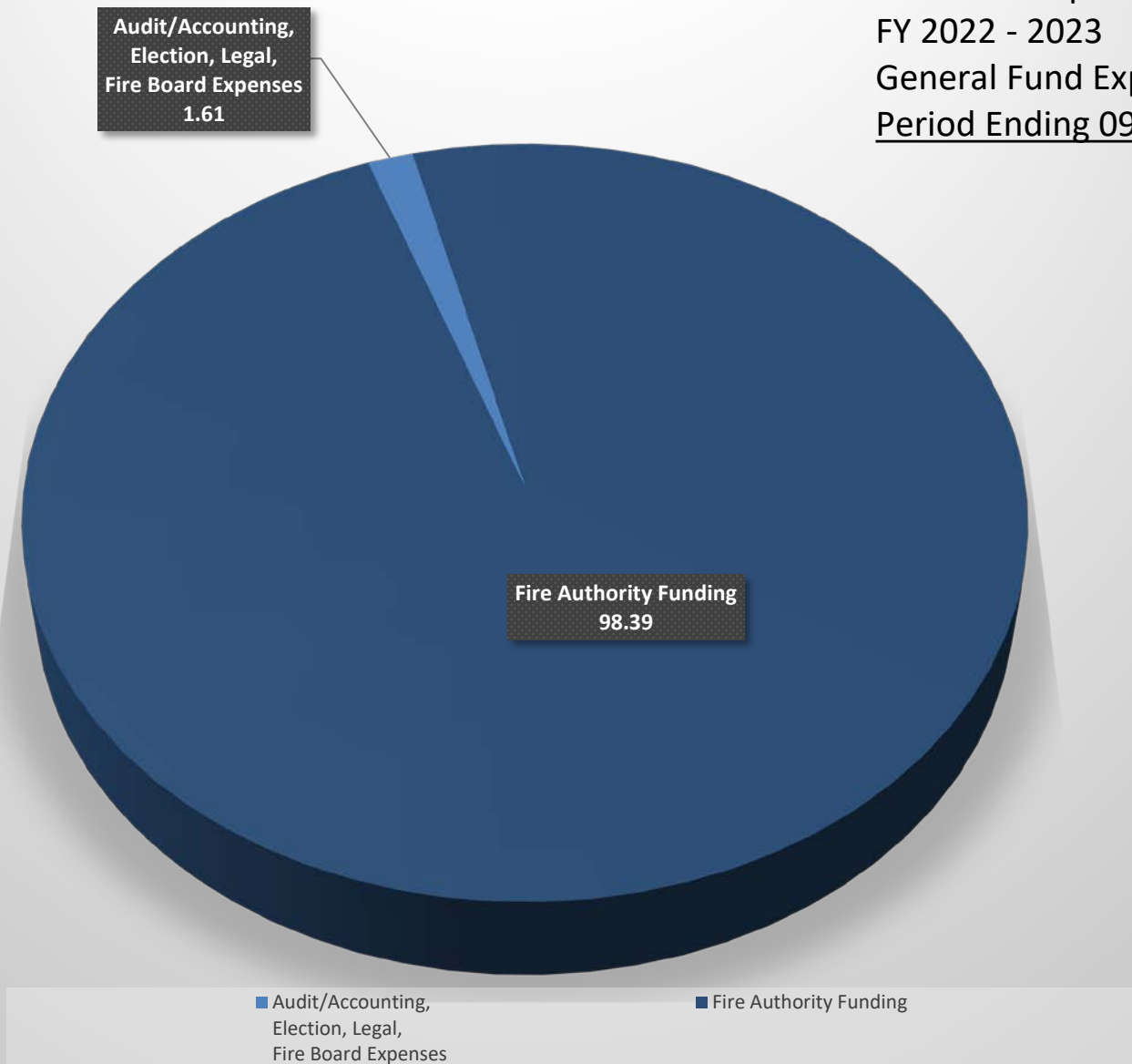
Central Yavapai Fire District
FY 2022 - 2023
General Fund Revenue
Period Ending 09/30/22



**CENTRAL YAVAPAI FIRE DISTRICT
EXPENSE GRAPH DATA**

Expense		Budget	%
Audit/Accounting, Election, Legal, Fire Board Expenses	\$540	\$ 13,500	1.61
Miscellaneous	\$0	\$ -	0.00
Other Prof. Services	\$0	\$ 85,000	0.00
Fire Authority Funding	\$33,049	\$ 23,300,649	98.39
TOTAL:	\$33,589	\$ 23,399,149	100.00

Central Yavapai Fire District
FY 2022 - 2023
General Fund Expenditures
Period Ending 09/30/22



CENTRAL YAVAPAI FIRE DISTRICT
GENERAL FUND - SEPTEMBER, 2022

Real Estate Taxes:	\$	226,154.24
UPP Taxes:	\$	9,323.68
FDAT:	\$	4,994.14
Interest Received:	\$	1,167.52
Fire District Deposits:	\$	5,124.13

TOTAL:	\$	246,763.71
--------	----	------------

Transferred to CAFMA:	\$	33,049.08
-----------------------	----	-----------



Yavapai County Treasurer

Monthly Statement

Date Range: 9/1/2022 to 9/30/2022

Central Yavapai Fire Dist - General Fund
Fund: 6060040000

8603 E Eastridge Rd Ste A
Prescott Valley, AZ 86314



Yavapai County Treasurer

Monthly Statement

Date Range: 9/1/2022 to 9/30/2022

Account	Period	YTD		
6060040000	Central Yavapai Fire Dist GF			
Begin Balance:	374,676.11	723,390.51		
Income:	246,763.71 ✓	367,327.63		
LOC Advance:	.00	.00		
Expense:	(32,889.08)	(502,167.40)	LOC:	.00
LOC Payments:	.00	.00	Warrants Outstanding:	.00
Cash Balance:	588,550.74	588,550.74	End:	588,550.74

Monthly Statement Summary

Source Code	Description		MTDAmount	YTDAmount
6060040000	Central Yavapai Fire Dist GF	Beginning Balance:	374,676.11	723,390.51
11100.2020	2020 Real Estate Taxes		.00	111.46
11100.2021	2021 Real Estate Taxes		13,813.34	108,178.29
11100.2022	2022 Real Estate Taxes		212,340.90	212,340.90
12100.2008	2008 Personal Property Taxes		.00	4.74
12100.2009	2009 Personal Property Taxes		.00	4.75
12100.2010	2010 Personal Property Taxes		.00	5.21
12100.2011	2011 Personal Property Taxes		38.35	44.07
12100.2012	2012 Personal Property Taxes		1.75	10.90
12100.2013	2013 Personal Property Taxes		69.45	75.48
12100.2014	2014 Personal Property Taxes		81.26	87.34
12100.2015	2015 Personal Property Taxes		69.17	75.57
12100.2016	2016 Personal Property Taxes		70.12	216.96
12100.2017	2017 Personal Property Taxes		84.53	91.11
12100.2018	2018 Personal Property Taxes		78.94	85.61
12100.2019	2019 Personal Property Taxes		128.88	422.51
12100.2020	2020 Personal Property Taxes		540.24	1,306.68
12100.2021	2021 Personal Property Taxes		1,851.82	8,442.09
12100.2022	2022 Personal Property Taxes		6,309.17	6,309.17
31115.0	BOS Sale-Taxes		.00	842.36
37122.0	Fire District Deposit		5,124.13	19,051.81
37150.0	FDAT Distributions		4,994.14	7,579.98
38109.0	Interest on Investments St Treas		1,068.94	1,933.72
38113.0	Interest on Investments-Wells Fargo		98.58	106.92
90002.0	Interest Pd on Tax Roll Corrections		.00	(.23)
91032.0	Warrants Redeemed		(540.00)	(540.00)
91702.0	Transfer out		(33,049.08)	(501,627.17)
92185.0	Paying Agent Fees		700.00	.00
		Ending Balance:	588,550.74	588,550.74

Monthly Statement Detail



Yavapai County Treasurer

Monthly Statement

Date Range: 9/1/2022 to 9/30/2022

Date	Notes	Doc #	Amount	C/D
6060040000 Central Yavapai Fire Dist GF			Beginning Balance: 374,676.11	
11100.2021 2021 Real Estate Taxes			Source Code Total: 13,813.34	
09/01	Tax Distribution	0	281.79	C
09/02	Tax Distribution	0	73.87	C
09/02	Tax Distribution	0	2,687.38	C
09/06	Tax Distribution	0	1,680.18	C
09/06	Tax Distribution	0	191.22	C
09/07	Tax Distribution	0	200.02	C
09/07	Tax Distribution	0	319.45	C
09/08	Tax Distribution	0	160.02	C
09/09	Tax Distribution	0	140.40	C
09/09	Tax Distribution	0	178.43	C
09/12	Tax Distribution	0	289.47	C
09/12	Tax Distribution	0	14.60	C
09/13	Tax Distribution	0	503.08	C
09/13	Tax Distribution	0	69.51	C
09/14	Tax Distribution	0	.70	C
09/14	Tax Distribution	0	32.83	C
09/16	Tax Distribution	0	431.45	C
09/16	Tax Distribution	0	5.33	C
09/19	Tax Distribution	0	475.81	C
09/19	Tax Distribution	0	1,390.59	C
09/19	Tax Distribution	0	190.30	C
09/20	Tax Distribution	0	358.60	C
09/21	Tax Distribution	0	406.61	C
09/22	Tax Distribution	0	507.92	C
09/23	Tax Distribution	0	137.51	C
09/23	Tax Distribution	0	45.28	C
09/26	Tax Distribution	0	24.34	C
09/26	Tax Distribution	0	420.30	C
09/26	Tax Distribution	0	1.98	C
09/27	Tax Distribution	0	195.65	C
09/28	Tax Distribution	0	295.59	C
09/29	Tax Distribution	0	69.73	C
09/29	Tax Distribution	0	273.73	C
09/30	Tax Distribution	0	1,759.67	C
11100.2022 2022 Real Estate Taxes			Source Code Total: 212,340.90	
09/09	Tax Distribution	0	513.68	C
09/09	Tax Distribution	0	2,965.25	C
09/12	Tax Distribution	0	879.02	C
09/13	Tax Distribution	0	19.24	C
09/13	Tax Distribution	0	4,013.97	C



Yavapai County Treasurer

Monthly Statement

Date Range: 9/1/2022 to 9/30/2022

09/14	Tax Distribution	0	2,235.11	C
09/14	Tax Distribution	0	9,076.52	C
09/14	Tax Distribution	0	4,418.26	C
09/15	Tax Distribution	0	169.23	C
09/15	Tax Distribution	0	8,087.10	C
09/15	Tax Distribution	0	3,994.40	C
09/16	Tax Distribution	0	3,487.38	C
09/16	Tax Distribution	0	195.64	C
09/16	Tax Distribution	0	3,500.79	C
09/19	Tax Distribution	0	2.00	C
09/19	Tax Distribution	0	11,119.78	C
09/19	Tax Distribution	0	457.82	C
09/19	Tax Distribution	0	5,086.70	C
09/20	Tax Distribution	0	(330.01)	C
09/20	Tax Distribution	0	3,370.01	C
09/20	Tax Distribution	0	376.23	C
09/20	Tax Distribution	0	4,183.97	C
09/21	Tax Distribution	0	9,227.84	C
09/21	Tax Distribution	0	67.91	C
09/21	Tax Distribution	0	130.07	C
09/21	Tax Distribution	0	3,930.12	C
09/22	Tax Distribution	0	5,021.57	C
09/22	Tax Distribution	0	229.01	C
09/22	Tax Distribution	0	2,827.70	C
09/23	Tax Distribution	0	7,851.91	C
09/23	Tax Distribution	0	9,945.07	C
09/26	Tax Distribution	0	7,779.29	C
09/26	Tax Distribution	0	6,219.97	C
09/26	Tax Distribution	0	528.03	C
09/26	Tax Distribution	0	8,942.45	C
09/27	Tax Distribution	0	14,773.37	C
09/27	Tax Distribution	0	199.81	C
09/27	Tax Distribution	0	5,125.36	C
09/28	Tax Distribution	0	562.29	C
09/28	Tax Distribution	0	8,721.44	C
09/28	Tax Distribution	0	104.44	C
09/28	Tax Distribution	0	7,245.18	C
09/29	Tax Distribution	0	9.90	C
09/29	Tax Distribution	0	6,839.35	C
09/29	Tax Distribution	0	388.63	C
09/29	Tax Distribution	0	1,852.91	C
09/30	Tax Distribution	0	1,662.12	C
09/30	Tax Distribution	0	31,496.65	C



Yavapai County Treasurer

Monthly Statement

Date Range: 9/1/2022 to 9/30/2022

09/30	Tax Distribution	0	1,700.78	C
09/30	Tax Distribution	0	1,135.64	C
12100.2011 2011 Personal Property Taxes			Source Code Total: 38.35	
09/01	Tax Distribution	0	38.35	C
12100.2012 2012 Personal Property Taxes			Source Code Total: 1.75	
09/06	Tax Distribution	0	1.75	C
12100.2013 2013 Personal Property Taxes			Source Code Total: 69.45	
09/01	Tax Distribution	0	43.73	C
09/09	Tax Distribution	0	3.17	C
09/26	Tax Distribution	0	22.55	C
12100.2014 2014 Personal Property Taxes			Source Code Total: 81.26	
09/09	Tax Distribution	0	58.46	C
09/26	Tax Distribution	0	22.80	C
12100.2015 2015 Personal Property Taxes			Source Code Total: 69.17	
09/01	Tax Distribution	0	23.19	C
09/09	Tax Distribution	0	22.06	C
09/26	Tax Distribution	0	23.92	C
12100.2016 2016 Personal Property Taxes			Source Code Total: 70.12	
09/01	Tax Distribution	0	46.26	C
09/26	Tax Distribution	0	23.86	C
12100.2017 2017 Personal Property Taxes			Source Code Total: 84.53	
09/01	Tax Distribution	0	47.00	C
09/09	Tax Distribution	0	13.28	C
09/26	Tax Distribution	0	24.25	C
12100.2018 2018 Personal Property Taxes			Source Code Total: 78.94	
09/01	Tax Distribution	0	23.45	C
09/09	Tax Distribution	0	31.29	C
09/26	Tax Distribution	0	24.20	C
12100.2019 2019 Personal Property Taxes			Source Code Total: 128.88	
09/01	Tax Distribution	0	46.51	C
09/06	Tax Distribution	0	27.46	C
09/09	Tax Distribution	0	30.92	C
09/26	Tax Distribution	0	23.99	C
12100.2020 2020 Personal Property Taxes			Source Code Total: 540.24	
09/01	Tax Distribution	0	45.88	C
09/06	Tax Distribution	0	27.53	C
09/09	Tax Distribution	0	111.32	C
09/22	Tax Distribution	0	67.81	C
09/26	Tax Distribution	0	252.24	C
09/26	Tax Distribution	0	35.46	C
12100.2021 2021 Personal Property Taxes			Source Code Total: 1,851.82	
09/01	Tax Distribution	0	45.29	C
09/02	Tax Distribution	0	95.54	C



Yavapai County Treasurer

Monthly Statement

Date Range: 9/1/2022 to 9/30/2022

09/06	Tax Distribution	0	282.43	C
09/06	Tax Distribution	0	27.64	C
09/08	Tax Distribution	0	220.52	C
09/09	Tax Distribution	0	321.43	C
09/09	Tax Distribution	0	120.81	C
09/23	Tax Distribution	0	599.66	C
09/26	Tax Distribution	0	103.32	C
09/26	Tax Distribution	0	35.18	C
12100.2022 2022 Personal Property Taxes			Source Code Total: 6,309.17	
09/12	Tax Distribution	0	62.69	C
09/13	Tax Distribution	0	56.01	C
09/14	Tax Distribution	0	119.86	C
09/15	Tax Distribution	0	19.45	C
09/15	Tax Distribution	0	61.32	C
09/16	Tax Distribution	0	215.21	C
09/19	Tax Distribution	0	325.44	C
09/19	Tax Distribution	0	225.60	C
09/21	Tax Distribution	0	259.60	C
09/22	Tax Distribution	0	357.03	C
09/23	Tax Distribution	0	16.02	C
09/23	Tax Distribution	0	383.76	C
09/26	Tax Distribution	0	399.58	C
09/26	Tax Distribution	0	148.97	C
09/26	Tax Distribution	0	35.28	C
09/27	Tax Distribution	0	19.51	C
09/28	Tax Distribution	0	425.84	C
09/29	Tax Distribution	0	616.64	C
09/29	Tax Distribution	0	499.78	C
09/30	Tax Distribution	0	600.70	C
09/30	Tax Distribution	0	216.41	C
09/30	Tax Distribution	0	716.77	C
09/30	Tax Distribution	0	527.70	C
37122.0 Fire District Deposit			Source Code Total: 5,124.13	
09/08	CENTRAL YAVAPAI FIRE DISTRICT	0	5,124.13	C
37150.0 FDAT Distributions			Source Code Total: 4,994.14	
09/01	Fire Dist Assistance Tax 0.139752	0	34.90	C
09/02	Fire Dist Assistance Tax 0.139752	0	21.65	C
09/06	Fire Dist Assistance Tax 0.139752	0	30.65	C
09/07	Fire Dist Assistance Tax 0.139752	0	9.37	C
09/08	Fire Dist Assistance Tax 0.139752	0	8.85	C
09/09	Fire Dist Assistance Tax 0.139752	0	58.79	C
09/12	Fire Dist Assistance Tax 0.139752	0	142.31	C
09/13	Fire Dist Assistance Tax 0.139752	0	106.85	C



Yavapai County Treasurer

Monthly Statement

Date Range: 9/1/2022 to 9/30/2022

09/14	Fire Dist Assistance Tax 0.139752	0	347.00	C
09/15	Fire Dist Assistance Tax 0.139752	0	266.41	C
09/16	Fire Dist Assistance Tax 0.139752	0	243.11	C
09/19	Fire Dist Assistance Tax 0.139752	0	391.07	C
09/20	Fire Dist Assistance Tax 0.139752	0	152.49	C
09/21	Fire Dist Assistance Tax 0.139752	0	313.10	C
09/22	Fire Dist Assistance Tax 0.139752	0	295.08	C
09/23	Fire Dist Assistance Tax 0.139752	0	349.56	C
09/26	Fire Dist Assistance Tax 0.139752	0	531.61	C
09/27	Fire Dist Assistance Tax 0.139752	0	323.08	C
09/28	Fire Dist Assistance Tax 0.139752	0	201.59	C
09/29	Fire Dist Assistance Tax 0.139752	0	152.43	C
09/30	Fire Dist Assistance Tax 0.139752	0	1,014.24	C
38109.0 Interest on Investments St Treas			Source Code Total: 1,068.94	
09/28	Investment Interest	0	1,068.94	C
38113.0 Interest on Investments-Wells Fargo			Source Code Total: 98.58	
09/30	Investment Interest	0	98.58	C
91032.0 Warrants Redeemed			Source Code Total: (540.00)	
09/13	Paid Warrants	0	(540.00)	D
91702.0 Transfer out			Source Code Total: (33,049.08)	
09/21	Transfer Request per km	0	(33,049.08)	D
92185.0 Paying Agent Fees			Source Code Total: 700.00	
09/13	correction to ctrl# 1102886	0	350.00	D
09/13	Bond Debt correction	0	350.00	D
6060040000 Central Yavapai Fire Dist GF			Ending Balance: 588,550.74	

Warrant Detail

Payee Name	Warrant	Amount	Issue Dt	Status Dt	Voucher
6060040000 Central Yavapai Fire Dist GF			Account Total: 540.00		
Fund: 0600			Fund Total: 540.00		
Status: PAID			Status Total: 540.00		
/	0706001070	540.00	09/01/22	09/13/22	
		Count	Amount		
Total PAID:		1	540.00		

CENTRAL YAVAPAI FIRE DISTRICT
Bank Reconciliation Summary
For the Bank Statement ending: 9/30/2022

BANK CONTROL ID: CYFD - GENERAL FUND		DESC: GENERAL FUND	ACCOUNT NO: 1100
Beginning Balance:	09/01/22		\$374,676.11
Deposits and Credits:			\$247,463.71
Checks and Charges:			(\$33,589.08)
Adjustments:			\$0.00
Ending Balance Per Reconciliation:			<u>\$588,550.74</u>
Ending Balance Per Bank Statement:	09/30/22		\$588,550.74
* Outstanding Deposits and Credits:	09/30/22		\$0.00
* Outstanding Checks and Charges:	09/30/22		\$0.00
Ending Book Balance:			<u>\$588,550.74</u>

* Outstanding amounts are all outstanding credits and charges dated prior or equal to the Reconciliation date.

CENTRAL YAVAPAI FIRE DISTRICT
BR Checks and Charges Cleared
For the Bank Statement ending: 9/30/22

CYFD		General Fund			1100
Date	Document	Description	Module	Company	Amount
09/01/22	706001070	Law Off. of Nicolas Cornelius	AP	CYFD	\$540.00
09/30/22	Fire Auth Funding	Fire Authority Funding - Septe	GL	CYFD	\$33,049.08
TOTAL CHECKS AND CHARGES CLEARED:					\$33,589.08

CENTRAL YAVAPAI FIRE DISTRICT
BR Checks and Charges Outstanding
For the Bank Statement ending:

<u>Date</u>	<u>Document</u>	<u>Description</u>	<u>Module</u>	<u>Company</u>	<u>Amount</u>
-------------	-----------------	--------------------	---------------	----------------	---------------

TOTAL CHECKS AND CHARGES OUTSTANDING:

CENTRAL YAVAPAI FIRE DISTRICT
BR Deposits and Credits Cleared
For the Bank Statement ending: 9/30/22

CYFD		General Fund			1100
Date	Document	Description	Module	Company	Amount
08/31/22	Cash With Yav Cty	Treasurer Error Correction Fro	GL	CYFD	\$350.00
08/31/22	Cash With Yav Cty	Reverse August Error By Treasu	GL	CYFD	\$350.00
09/08/22	5141	Deposit	AR	CYFD	\$5,124.13
09/30/22	Cash With Yav Cty	Tax and Interest Revenue - Sep	GL	CYFD	\$241,639.58
TOTAL DEPOSITS AND CREDITS CLEARED:					\$247,463.71

CENTRAL YAVAPAI FIRE DISTRICT
BR Deposits and Credits Outstanding
For the Bank Statement ending:

Date	Document	Description	Module	Company	Amount
------	----------	-------------	--------	---------	--------

TOTAL DEPOSITS AND CREDITS OUTSTANDING:

CENTRAL YAVAPAI FIRE DISTRICT
Bank Reconciliation Register

Document Number	Date	BR Status	Void?	Description	Date Cleared	Amount
-----------------	------	-----------	-------	-------------	--------------	--------

MODULE: CHECKS FROM ACCOUNTS PAYABLE

BANK CONTROL ID: CYFD - GENERAL FUND						
706001070	09/01/22	Marked	No	Law Off. of Nicolas Cornelius	10/13/22	\$540.00
SUB TOTAL FOR BANK:						\$540.00
TOTAL FOR MODULE:						\$540.00

MODULE: DEPOSITS FROM ACCOUNTS RECEIVABLE

BANK CONTROL ID: CYFD - GENERAL FUND						
5141	09/08/22	Marked	No	Deposit	10/13/22	\$5,124.13
SUB TOTAL FOR BANK:						\$5,124.13
TOTAL FOR MODULE:						\$5,124.13

MODULE: JOURNAL ENTRIES FROM GENERAL LEDGER

BANK CONTROL ID: CYFD - GENERAL FUND						
Cash With Yav Cty	09/30/22	Marked	No	Tax and Interest Revenue - Sep	10/13/22	\$241,639.58
Fire Auth Funding	09/30/22	Marked	No	Fire Authority Funding - Septe	10/13/22	\$33,049.08
SUB TOTAL FOR BANK:						\$274,688.66
TOTAL FOR MODULE:						\$274,688.66

CENTRAL YAVAPAI FIRE DISTRICT
BR Adjustments Report
For the Bank Statement ending:

Date	Document	Description	GL Account	Offset Amt	Adj. Amt
------	----------	-------------	------------	------------	----------

DOCUMENT:

ADJUSTMENT DOCUMENT " TOTAL:

TOTAL FOR ALL ADJUSTMENTS:

10/13/22
1:22:51 PM

CENTRAL YAVAPAI FIRE DISTRICT
Income Statement
(Original Budget to Actual Comparison)
For the period of 9/1/2022 Through 9/30/2022

	Account	Actual	Current Period Budget	Variance	%	Actual	Year To Date Budget	Variance	%
<u>Revenues</u>									
Real Estate Tax	400000000	\$226,154.24	\$0.00	\$226,154.24	0.0%	\$21,023,534.62	\$22,943,481.00	\$(1,919,946.38)	(8.4)%
Personal Property Tax	410000000	9,323.68	0.00	9,323.68	0.0	379,685.82	0.00	379,685.82	0.0
Fire District Assistance Tax	420000000	4,994.14	0.00	4,994.14	0.0	408,240.37	400,000.00	8,240.37	2.1
Tax Revenue - Other	425000000	0.00	0.00	0.00	0.0	16,493.93	0.00	16,493.93	0.0
Cell Tower Lease Revenue	477500000	5,124.13	0.00	5,124.13	0.0	84,402.31	55,668.00	28,734.31	51.6
Interest Income-General Fund	490000000	1,167.52	0.00	1,167.52	0.0	6,852.19	0.00	6,852.19	0.0
Net Revenues		\$246,763.71	\$0.00	\$246,763.71	0.0 %	\$21,919,209.24	\$23,399,149.00	\$(1,479,939.76)	(6.3)%
<u>Personnel Expenses</u>									
Fire Authority Funding	670010000	\$33,049.08	\$0.00	\$(33,049.08)	0.0%	\$22,025,736.31	\$23,300,649.00	\$1,274,912.69	5.5%
Total Personnel Expenses		\$33,049.08	\$0.00	\$(33,049.08)	0.0 %	\$22,025,736.31	\$23,300,649.00	\$1,274,912.69	5.5 %
<u>Service Expenses</u>									
Audit & Accounting	640010000	\$0.00	\$0.00	\$0.00	0.0%	\$4,000.00	\$7,500.00	\$3,500.00	46.7%
Other Prof Services/Admin	640510000	0.00	0.00	0.00	0.0	15.00	85,000.00	84,985.00	100.0
Legal Services - Routine	641010000	540.00	0.00	(540.00)	0.0	3,060.00	5,000.00	1,940.00	38.8
Legal Services - Non-Routine	641010600	0.00	0.00	0.00	0.0	337.50	0.00	(337.50)	0.0
Fire Board Expenses	644110000	0.00	0.00	0.00	0.0	551.06	1,000.00	448.94	44.9
Misc/Admin	661010000	0.00	0.00	0.00	0.0	88.26	0.00	(88.26)	0.0
Total Service Expenses		\$540.00	\$0.00	\$(540.00)	0.0 %	\$8,051.82	\$98,500.00	\$90,448.18	91.8 %
Total Expenses		\$33,589.08		\$(33,589.08)		\$22,033,788.13	\$23,399,149.00	\$1,365,360.87	5.8%
Income (Loss) from Operations		\$213,174.63	\$0.00	\$213,174.63	0.0%	\$(114,578.89)	\$0.00	\$(114,578.89)	0.0%
<u>Contingency</u>									
Funded Contingency/Admin	780010000	\$0.00	\$0.00	\$0.00	0.0%	\$0.00	\$(20,000.00)	\$20,000.00	100.0%
Total Contingency		\$0.00	\$0.00	\$0.00	0.0 %	\$0.00	\$(20,000.00)	\$20,000.00	100.0 %
Net Income (Loss)		\$213,174.63	\$0.00	\$213,174.63	0.0%	\$(114,578.89)	\$(20,000.00)	\$(94,578.89)	(472.9)%

10/13/22
1:23:27 PM

CENTRAL YAVAPAI FIRE DISTRICT

Balance Sheet

As of 9/30/2022

Assets

Current Assets

Cash with Yavapai County	\$588,550.74	
Taxes Receivable	384,065.97	
Misc. Receivables	4,218.44	
Total Current Assets		\$976,835.15
Total Assets		\$976,835.15

Liabilities and Net Assets

Current Liabilities

Accounts Payable	\$2,048.00	
Deferred Revenue	281,731.05	
Total Current Liabilities		\$283,779.05
Total Liabilities		\$283,779.05

Net Assets

Fund Balance	\$807,634.99	
Current Year Net Assets	(114,578.89)	
Total Net Assets		693,056.10
Total Liabilities and Net Assets		\$976,835.15

CENTRAL YAVAPAI FIRE DISTRICT
GL Account Ledger - Detail By Period
9/1/2022 through 9/30/2022

Batch	Journal	Entry #	Date	Job	Document	Description	Debits	Credits	Balance
1100.0.0.000			CASH WITH YAVAPAI COUNTY						\$375,376.11
4972	CD	1489458	09/01/22		706001070	Law Off. of Nicolas Cornelius - Cash Disbursement CORNIC	-	540.00	374,836.11
4977	CR	1489471	09/08/22		3324673222	AT&T MOBILITY, LLC -	5,124.13	-	379,960.24
4980	A	1489479	09/30/22		Cash With Yav Cty	Tax and Interest Revenue - Sept 2022	241,639.58	-	621,599.82
4978	A	1489475	09/30/22		Fire Auth Funding	Fire Authority Funding - September, 2022	-	33,049.08	588,550.74
CASH WITH YAVAPAI COUNTY TOTALS:							\$246,763.71	\$33,589.08	\$588,550.74
TOTAL OF LEDGER:							\$246,763.71	\$33,589.08	\$588,550.74

CENTRAL YAVAPAI FIRE DISTRICT

GL Trial Balance Worksheet
For The Period of 9/1/2022 through 9/30/2022

Account	Description	Balances				Adjustments
		Beginning	Debits	Credits	Ending	
1100.0.0.000	Cash with Yavapai County	\$375,376.11	\$246,763.71	\$33,589.08	\$588,550.74	
TOTALS:		\$375,376.11	\$246,763.71	\$33,589.08	\$588,550.74	

* Inactive accounts are marked and appear in grey.

CENTRAL YAVAPAI FIRE DISTRICT
BOND DEBT SERVICE BANK RECONCILIATION SEPTEMBER, 2022

Reconciliation:

Beginning Balance:	\$	103,416.53
Tax Revenue:	\$	14,203.09
Interest Revenue:	\$	207.42
Other: Tax Roll Corrections	\$	-
Other:	\$	-

Ending Balance:	\$	117,827.04
------------------------	-----------	-------------------

Difference Between Balances:	\$	-
-------------------------------------	-----------	----------

Bank Statement Balance:

Balance Per Bank:	\$	117,827.04
Outstanding Charges:	\$	-
Outstanding Deposits:	\$	-

Ending Balance:	\$	117,827.04
------------------------	-----------	-------------------

Deposits Per Bank Statement:

Real Estate Taxes:	\$	13,615.07
Personal Property Taxes:	\$	588.02
Interest Income:	\$	207.42

Ending Balance:	\$	14,410.51
------------------------	-----------	------------------

Reconciliation Approved By:

Scott Freitag

Digitally signed by Scott Freitag
Date: 2022.10.17 15:17:01
-07'00'

Scott Freitag, Fire Chief

Reconciliation Reviewed By:

Dave Tharp

Digitally signed by Dave Tharp
Date: 2022.10.17 13:41:00
-07'00'

David Tharp, Assistant Chief of Administration

Reconciliation Prepared By:

Karen Mauldin

Digitally signed by Karen Mauldin
Date: 2022.10.13 16:17:49 -07'00'

Karen Mauldin, Finance Manager

CENTRAL YAVAPAI FIRE DISTRICT
BOND DEBT FUND - SEPTEMBER, 2022

Real Estate Taxes:	\$	13,615.07
UPP Taxes:	\$	588.02
Interest Received:	\$	207.42
Other:	\$	-

TOTAL:	\$	14,410.51
--------	----	-----------



Yavapai County Treasurer

Monthly Statement

Date Range: 9/1/2022 to 9/30/2022

Central Yavapai Fire Dist BDS
Fund: 6060240000

8603 E EASTRIDGE RD STE A
PRESCOTT VALLEY, AZ 86314



Yavapai County Treasurer

Monthly Statement

Date Range: 9/1/2022 to 9/30/2022

Account	Period	YTD		
6060240000	Central Yavapai Fire Dist BDS			
Begin Balance:	104,116.53	96,527.25		
Income:	14,410.51 ✓	21,649.80		
LOC Advance:	.00	.00		
Expense:	(700.00)	(350.01)	LOC:	.00
LOC Payments:	.00	.00	Warrants Outstanding:	.00
Cash Balance:	117,827.04	117,827.04	End:	117,827.04

Monthly Statement Summary

Source Code	Description		MTDAmount	YTDAmount
6060240000	Central Yavapai Fire Dist BDS	Beginning Balance:	104,116.53	96,527.25
11100.2020	2020 Real Estate Taxes		.00	7.42
11100.2021	2021 Real Estate Taxes		858.31	6,722.07
11100.2022	2022 Real Estate Taxes		12,756.76	12,756.76
12100.2008	2008 Personal Property Taxes		.00	.48
12100.2009	2009 Personal Property Taxes		.00	.46
12100.2010	2010 Personal Property Taxes		.00	.57
12100.2011	2011 Personal Property Taxes		4.59	5.27
12100.2012	2012 Personal Property Taxes		.21	1.31
12100.2013	2013 Personal Property Taxes		8.47	9.20
12100.2014	2014 Personal Property Taxes		8.54	9.18
12100.2015	2015 Personal Property Taxes		6.95	7.59
12100.2016	2016 Personal Property Taxes		6.52	20.16
12100.2017	2017 Personal Property Taxes		7.22	7.78
12100.2018	2018 Personal Property Taxes		6.27	6.80
12100.2019	2019 Personal Property Taxes		9.18	30.09
12100.2020	2020 Personal Property Taxes		35.99	87.03
12100.2021	2021 Personal Property Taxes		115.06	524.59
12100.2022	2022 Personal Property Taxes		379.02	379.02
31115.0	BOS Sale-Taxes		.00	52.34
38109.0	Interest on Investments St Treas		189.91	996.39
38113.0	Interest on Investments-Wells Fargo		17.51	25.29
90002.0	Interest Pd on Tax Roll Corrections		.00	(.01)
92185.0	Paying Agent Fees		(700.00)	(350.00)
		Ending Balance:	117,827.04	117,827.04

Monthly Statement Detail

Date	Notes	Doc #	Amount	C/D
6060240000	Central Yavapai Fire Dist BDS		Beginning Balance: 104,116.53	
11100.2021	2021 Real Estate Taxes		Source Code Total: 858.31	
09/01	Tax Distribution	0	17.51	C



Yavapai County Treasurer

Monthly Statement

Date Range: 9/1/2022 to 9/30/2022

09/02	Tax Distribution	0	4.60	C
09/02	Tax Distribution	0	166.99	C
09/06	Tax Distribution	0	104.41	C
09/06	Tax Distribution	0	11.88	C
09/07	Tax Distribution	0	12.43	C
09/07	Tax Distribution	0	19.85	C
09/08	Tax Distribution	0	9.94	C
09/09	Tax Distribution	0	8.73	C
09/09	Tax Distribution	0	11.08	C
09/12	Tax Distribution	0	17.98	C
09/12	Tax Distribution	0	.91	C
09/13	Tax Distribution	0	31.26	C
09/13	Tax Distribution	0	4.31	C
09/14	Tax Distribution	0	.04	C
09/14	Tax Distribution	0	2.04	C
09/16	Tax Distribution	0	26.80	C
09/16	Tax Distribution	0	.33	C
09/19	Tax Distribution	0	29.57	C
09/19	Tax Distribution	0	86.41	C
09/19	Tax Distribution	0	11.82	C
09/20	Tax Distribution	0	22.28	C
09/21	Tax Distribution	0	25.26	C
09/22	Tax Distribution	0	31.56	C
09/23	Tax Distribution	0	8.55	C
09/23	Tax Distribution	0	2.81	C
09/26	Tax Distribution	0	1.51	C
09/26	Tax Distribution	0	26.12	C
09/26	Tax Distribution	0	.12	C
09/27	Tax Distribution	0	12.16	C
09/28	Tax Distribution	0	18.37	C
09/29	Tax Distribution	0	4.33	C
09/29	Tax Distribution	0	17.01	C
09/30	Tax Distribution	0	109.34	C
11100.2022 2022 Real Estate Taxes			Source Code Total: 12,756.76	
09/09	Tax Distribution	0	30.86	C
09/09	Tax Distribution	0	178.13	C
09/12	Tax Distribution	0	52.81	C
09/13	Tax Distribution	0	1.16	C
09/13	Tax Distribution	0	241.13	C
09/14	Tax Distribution	0	134.27	C
09/14	Tax Distribution	0	545.28	C
09/14	Tax Distribution	0	265.45	C
09/15	Tax Distribution	0	10.17	C



Yavapai County Treasurer

Monthly Statement

Date Range: 9/1/2022 to 9/30/2022

09/15	Tax Distribution	0	485.83	C
09/15	Tax Distribution	0	239.96	C
09/16	Tax Distribution	0	209.51	C
09/16	Tax Distribution	0	11.75	C
09/16	Tax Distribution	0	210.32	C
09/19	Tax Distribution	0	.12	C
09/19	Tax Distribution	0	668.03	C
09/19	Tax Distribution	0	27.51	C
09/19	Tax Distribution	0	305.61	C
09/20	Tax Distribution	0	(19.83)	C
09/20	Tax Distribution	0	202.45	C
09/20	Tax Distribution	0	22.60	C
09/20	Tax Distribution	0	251.37	C
09/21	Tax Distribution	0	554.38	C
09/21	Tax Distribution	0	4.08	C
09/21	Tax Distribution	0	7.81	C
09/21	Tax Distribution	0	236.09	C
09/22	Tax Distribution	0	301.68	C
09/22	Tax Distribution	0	13.76	C
09/22	Tax Distribution	0	169.88	C
09/23	Tax Distribution	0	471.73	C
09/23	Tax Distribution	0	597.46	C
09/26	Tax Distribution	0	467.35	C
09/26	Tax Distribution	0	373.67	C
09/26	Tax Distribution	0	31.72	C
09/26	Tax Distribution	0	537.24	C
09/27	Tax Distribution	0	887.57	C
09/27	Tax Distribution	0	12.00	C
09/27	Tax Distribution	0	307.93	C
09/28	Tax Distribution	0	33.79	C
09/28	Tax Distribution	0	523.94	C
09/28	Tax Distribution	0	6.27	C
09/28	Tax Distribution	0	435.26	C
09/29	Tax Distribution	0	.60	C
09/29	Tax Distribution	0	410.91	C
09/29	Tax Distribution	0	23.35	C
09/29	Tax Distribution	0	111.32	C
09/30	Tax Distribution	0	99.85	C
09/30	Tax Distribution	0	1,892.21	C
09/30	Tax Distribution	0	102.18	C
09/30	Tax Distribution	0	68.24	C
12100.2011 2011 Personal Property Taxes			Source Code Total: 4.59	
09/01	Tax Distribution	0	4.59	C



Yavapai County Treasurer

Monthly Statement

Date Range: 9/1/2022 to 9/30/2022

12100.2012 2012 Personal Property Taxes			Source Code Total: .21	
09/06	Tax Distribution	0	.21	C
12100.2013 2013 Personal Property Taxes			Source Code Total: 8.47	
09/01	Tax Distribution	0	5.33	C
09/09	Tax Distribution	0	.39	C
09/26	Tax Distribution	0	2.75	C
12100.2014 2014 Personal Property Taxes			Source Code Total: 8.54	
09/09	Tax Distribution	0	6.14	C
09/26	Tax Distribution	0	2.40	C
12100.2015 2015 Personal Property Taxes			Source Code Total: 6.95	
09/01	Tax Distribution	0	2.33	C
09/09	Tax Distribution	0	2.22	C
09/26	Tax Distribution	0	2.40	C
12100.2016 2016 Personal Property Taxes			Source Code Total: 6.52	
09/01	Tax Distribution	0	4.30	C
09/26	Tax Distribution	0	2.22	C
12100.2017 2017 Personal Property Taxes			Source Code Total: 7.22	
09/01	Tax Distribution	0	4.02	C
09/09	Tax Distribution	0	1.13	C
09/26	Tax Distribution	0	2.07	C
12100.2018 2018 Personal Property Taxes			Source Code Total: 6.27	
09/01	Tax Distribution	0	1.86	C
09/09	Tax Distribution	0	2.49	C
09/26	Tax Distribution	0	1.92	C
12100.2019 2019 Personal Property Taxes			Source Code Total: 9.18	
09/01	Tax Distribution	0	3.31	C
09/06	Tax Distribution	0	1.96	C
09/09	Tax Distribution	0	2.20	C
09/26	Tax Distribution	0	1.71	C
12100.2020 2020 Personal Property Taxes			Source Code Total: 35.99	
09/01	Tax Distribution	0	3.06	C
09/06	Tax Distribution	0	1.83	C
09/09	Tax Distribution	0	7.42	C
09/22	Tax Distribution	0	4.52	C
09/26	Tax Distribution	0	16.80	C
09/26	Tax Distribution	0	2.36	C
12100.2021 2021 Personal Property Taxes			Source Code Total: 115.06	
09/01	Tax Distribution	0	2.81	C
09/02	Tax Distribution	0	5.94	C
09/06	Tax Distribution	0	17.55	C
09/06	Tax Distribution	0	1.72	C
09/08	Tax Distribution	0	13.70	C
09/09	Tax Distribution	0	19.97	C



Yavapai County Treasurer

Monthly Statement

Date Range: 9/1/2022 to 9/30/2022

09/09	Tax Distribution	0	7.51	C
09/23	Tax Distribution	0	37.26	C
09/26	Tax Distribution	0	6.42	C
09/26	Tax Distribution	0	2.18	C
12100.2022 2022 Personal Property Taxes			Source Code Total: 379.02	
09/12	Tax Distribution	0	3.77	C
09/13	Tax Distribution	0	3.37	C
09/14	Tax Distribution	0	7.20	C
09/15	Tax Distribution	0	1.17	C
09/15	Tax Distribution	0	3.68	C
09/16	Tax Distribution	0	12.93	C
09/19	Tax Distribution	0	19.55	C
09/19	Tax Distribution	0	13.56	C
09/21	Tax Distribution	0	15.60	C
09/22	Tax Distribution	0	21.45	C
09/23	Tax Distribution	0	.96	C
09/23	Tax Distribution	0	23.06	C
09/26	Tax Distribution	0	24.00	C
09/26	Tax Distribution	0	8.95	C
09/26	Tax Distribution	0	2.12	C
09/27	Tax Distribution	0	1.17	C
09/28	Tax Distribution	0	25.58	C
09/29	Tax Distribution	0	37.04	C
09/29	Tax Distribution	0	30.02	C
09/30	Tax Distribution	0	36.09	C
09/30	Tax Distribution	0	13.00	C
09/30	Tax Distribution	0	43.06	C
09/30	Tax Distribution	0	31.69	C
38109.0 Interest on Investments St Treas			Source Code Total: 189.91	
09/28	Investment Interest	0	189.91	C
38113.0 Interest on Investments-Wells Fargo			Source Code Total: 17.51	
09/30	Investment Interest	0	17.51	C
92185.0 Paying Agent Fees			Source Code Total: (700.00)	
09/13	correction to ctrl# 1102886	0	(350.00)	D
09/13	Bond Debt correction	0	(350.00)	D
6060240000 Central Yavapai Fire Dist BDS			Ending Balance: 117,827.04	

Central Yavapai Fire Bond Debt Service
Bank Reconciliation Summary
For the Bank Statement ending: 9/30/2022

BANK CONTROL ID: CYFDA - CASH/BOND BUILDING FUND		DESC: CASH/BOND BUILDING FUND	ACCOUNT NO: 1100
Beginning Balance:	09/01/22		\$104,116.53
Deposits and Credits:			\$14,410.51
Checks and Charges:			(\$700.00)
Adjustments:			\$0.00
Ending Balance Per Reconciliation:			<u>\$117,827.04</u>
Ending Balance Per Bank Statement:	09/30/22		\$117,827.04
* Outstanding Deposits and Credits:	09/30/22		\$0.00
* Outstanding Checks and Charges:	09/30/22		\$0.00
Ending Book Balance:			<u>\$117,827.04</u>

* Outstanding amounts are all outstanding credits and charges dated prior or equal to the Reconciliation date.

Central Yavapai Fire Bond Debt Service

BR Checks and Charges Cleared

For the Bank Statement ending: 9/30/22

CYFDA		Cash/Bond Building Fund	Cash/Bond Building Fund			1100
Date	Document	Description	Module	Company	Amount	
08/31/22	Cash With Yav Cty	To Reverse Deposit Error-Aug	GL	CYFBDS	\$350.00	
08/31/22	Cash With Yav Cty	To Record BDS Paying Agent Fee	GL	CYFBDS	\$350.00	
TOTAL CHECKS AND CHARGES CLEARED:					\$700.00	

Central Yavapai Fire Bond Debt Service
BR Checks and Charges Outstanding
For the Bank Statement ending:

<u>Date</u>	<u>Document</u>	<u>Description</u>	<u>Module</u>	<u>Company</u>	<u>Amount</u>
-------------	-----------------	--------------------	---------------	----------------	---------------

TOTAL CHECKS AND CHARGES OUTSTANDING:

Central Yavapai Fire Bond Debt Service

BR Deposits and Credits Cleared
For the Bank Statement ending: 9/30/22

CYFDA		Cash/Bond Building Fund	Cash/Bond Building Fund		1100
Date	Document	Description	Module	Company	Amount
09/30/22	Cash With Yav Cty	Tax and Interest Revenue Sept	GL	CYFBDS	\$14,410.51
TOTAL DEPOSITS AND CREDITS CLEARED:					\$14,410.51

Central Yavapai Fire Bond Debt Service

BR Deposits and Credits Outstanding

For the Bank Statement ending:

Date	Document	Description	Module	Company	Amount
------	----------	-------------	--------	---------	--------

TOTAL DEPOSITS AND CREDITS OUTSTANDING:

Central Yavapai Fire Bond Debt Service
Bank Reconciliation Register

Document Number	Date	BR Status	Void?	Description	Date Cleared	Amount
-----------------	------	-----------	-------	-------------	--------------	--------

MODULE: JOURNAL ENTRIES FROM GENERAL LEDGER

BANK CONTROL ID: CYFDA - CASH/BOND BUILDING FUND

Cash With Yav Cty	09/30/22	Marked	No	Tax and Interest Revenue Sept	10/13/22	\$14,410.51
-------------------	----------	--------	----	-------------------------------	----------	-------------

SUB TOTAL FOR BANK: \$14,410.51

TOTAL FOR MODULE: \$14,410.51

Central Yavapai Fire Bond Debt Service
BR Adjustments Report
For the Bank Statement ending:

Date	Document	Description	GL Account	Offset Amt	Adj. Amt
------	----------	-------------	------------	------------	----------

DOCUMENT:

ADJUSTMENT DOCUMENT " TOTAL:

TOTAL FOR ALL ADJUSTMENTS:

10/13/22
4:02:53 PM

Central Yavapai Fire Bond Debt Service
Income Statement
(Original Budget to Actual Comparison)
For the period of 9/1/2022 Through 9/30/2022

	Account	Actual	Current Period Budget	Variance	%	Actual	Year To Date Budget	Variance	%
<u>Revenues</u>									
Tax Revenue-Other	435000	\$0.00	\$0.00	\$0.00	0.0%	\$53.40	\$0.00	\$53.40	0.0%
Net Revenues		\$0.00	\$0.00	\$0.00	0.0 %	\$53.40	\$0.00	\$53.40	0.0 %
<u>General & Administrative Expenses</u>									
Bond Debt Service Principal Payment	600000	\$0.00	\$0.00	\$0.00	0.0%	\$1,225,000.00	\$0.00	\$(1,225,000.00)	0.0%
Bond Debt Service Interest Expense	610000	0.00	0.00	0.00	0.0	157,693.75	0.00	(157,693.75)	0.0
Professional Services	640500	0.00	0.00	0.00	0.0	680.00	0.00	(680.00)	0.0
Total General & Administrative Expenses		\$0.00	\$0.00	\$0.00	0.0 %	\$1,383,373.75	\$0.00	\$(1,383,373.75)	0.0 %
Total Expenses						\$1,383,373.75		\$(1,383,373.75)	
Income (Loss) from Operations		\$0.00	\$0.00	\$0.00	0.0%	\$(1,383,320.35)	\$0.00	\$(1,383,320.35)	0.0%
<u>Other Income (Expense)</u>									
Bond Debt Service Tax Revenue	420000	\$14,203.09	\$0.00	\$14,203.09	0.0%	\$1,332,960.41	\$0.00	\$1,332,960.41	0.0%
Bond Debt Service Interest Revenue	430000	207.42	0.00	207.42	0.0	3,374.89	0.00	3,374.89	0.0
Total Other Income (Expense)		\$14,410.51	\$0.00	\$14,410.51	0.0 %	\$1,336,335.30	\$0.00	\$1,336,335.30	0.0 %
Net Income (Loss)		\$14,410.51	\$0.00	\$14,410.51	0.0%	\$(46,985.05)	\$0.00	\$(46,985.05)	0.0%

Central Yavapai Fire Bond Debt Service
Balance Sheet
As of 9/30/2022

Assets		
Current Assets		
Cash / Bond Debt Service	\$117,827.04	
Property Tax Receivable	25,732.74	
Deferred Revenue - Prop Tax	(17,510.05)	
Total Current Assets		\$126,049.73
Total Assets		\$126,049.73
Net Assets		
Retained Earnings	\$173,034.78	
Current Year Net Assets	(46,985.05)	
Total Net Assets		126,049.73
Total Liabilities and Net Assets		\$126,049.73

Central Yavapai Fire Bond Debt Service

GL Account Ledger - Detail By Period

9/1/2022 through 9/30/2022

Batch	Journal	Entry #	Date	Job	Document	Description	Debits	Credits	Balance
1100.00						CASH / BOND DEBT SERVICE			\$103,416.53
281	R	937	09/30/22		Cash With Yav Cty	Tax and Interest Revenue Sept 2022	14,410.51	-	117,827.04
CASH / BOND DEBT SERVICE TOTALS:							\$14,410.51	\$0.00	\$117,827.04
TOTAL OF LEDGER:							\$14,410.51	\$0.00	\$117,827.04

Central Yavapai Fire Bond Debt Service
GL Trial Balance Worksheet
For The Period of 9/1/2022 through 9/30/2022

Account	Description	Balances				Adjustments
		Beginning	Debits	Credits	Ending	
1100.00	Cash / Bond Debt Service	\$103,416.53	\$14,410.51	\$0.00	\$117,827.04	
TOTALS:		<u>\$103,416.53</u>	<u>\$14,410.51</u>	<u>\$0.00</u>	<u>\$117,827.04</u>	

* Inactive accounts are marked and appear in grey.

The Central Yavapai Fire District Board of Directors have reviewed and approved the following financial documents to include Income Statements, Balance Sheets, and Bank Reconciliations with supporting documents, Revenue and Expenditure Graphs, and Cash Flow Projections in compliance with A.R.S. § 48-805, 807.

CYFD General Fund

CYFD Bond Debt Service

Fire Board Chairperson	Date
------------------------	------

Fire Board Clerk	Date
------------------	------

CENTRAL YAVAPAI FIRE DISTRICT
GENERAL FUND BANK RECONCILIATION OCTOBER, 2022

Reconciliation:	
Beginning Balance:	\$ 588,550.74
Fire District Deposits:	\$ 5,124.13
Tax Revenue:	\$ 9,685,520.60
Interest Revenue:	\$ -
Transfer Out: Fire Authority Funding	\$ (246,763.71)
Checks and Charges:	\$ -
Other:	\$ -
Ending Balance:	\$ 10,032,431.76

Difference Between Balances: \$ -

Deposits Per Bank Statement:	
Real Estate Taxes:	\$ 9,417,286.91
Personal Property Taxes:	\$ 110,481.96
Fire District Assistance Tax:	\$ 157,751.73
Interest Income:	\$ -
Fire District Deposits:	\$ 5,124.13
Outstanding Deposits:	\$ -
Other:	\$ -
Other:	\$ -
Ending Balance:	\$ 9,690,644.73

Bank Statement Balance:	
Balance Per Bank:	\$ 10,032,431.76
Outstanding Checks:	\$ -
Outstanding Deposits:	\$ -

Ending Balance: \$ 10,032,431.76

G/L Ending Balance: \$ 10,032,431.76

\$ 10,032,431.76

Bank Reconciliation Register:	
Checks From Accounts Payable:	\$ -
Other: GL JE Fire Authority Funding	\$ 246,763.71
Total:	\$ 246,763.71

Deposits From Accounts Receivable: \$ 5,124.13
Other: GL JE Tax Revenue: \$ 9,685,520.60

Ending Balance: \$ 9,690,644.73

Reconciliation Approved By:

Scott Freitag

Digitally signed by Scott Freitag
Date: 2022.11.17 17:00:14
-07'00'

Scott Freitag, Fire Chief

Reconciliation Reviewed By:

Dave Tharp

Digitally signed by Dave Tharp
Date: 2022.11.17 16:02:26
-07'00'

David Tharp, Assistant Chief of Administration

Reconciliation Prepared By:

Karen Mauldin

Digitally signed by Karen Mauldin
Date: 2022.11.16 14:18:02 -07'00'

Karen Mauldin, Finance Manager

CENTRAL YAVAPAI FIRE DISTRICT
General Fund Tax Collection Information

Total Levy Month	FY 16-17 \$14,116,233 Collected	FY 17-18 \$16,282,904 Collected	FY 18-19 \$16,529,780 Collected	FY 19-20 \$17,960,663 Collected	FY 20-21 \$19,423,017 Collected	FY 21-22 \$21,044,253 Collected	FY 22-23 \$22,943,481 Collected
July	\$50,468	\$47,993	\$48,809	\$53,398	\$113,844	\$91,719	\$79,538
%	0.358%	0.295%	0.295%	0.297%	0.586%	0.436%	0.347%
% To Date	0.3575%	0.2947%	0.2953%	0.2973%	0.5861%	0.4358%	0.3467%
August	\$26,519	\$25,442	\$29,028	\$18,645	\$21,440	\$30,145	\$22,797
%	0.188%	0.156%	0.176%	0.104%	0.110%	0.143%	0.099%
% To Date	0.5454%	0.4510%	0.4709%	0.4011%	0.6965%	0.5791%	0.4460%
September	\$789,429	\$768,730	\$136,335	\$151,569	\$38,040	\$272,297	\$235,478
%	5.592%	4.721%	0.825%	0.844%	0.196%	1.294%	1.026%
% To Date	6.1377%	5.1721%	1.2957%	1.2450%	0.8924%	1.8730%	1.4724%
October	\$3,589,494	\$6,179,209	\$6,735,649	\$7,842,869	\$7,733,468	\$8,922,036	\$9,527,769
%	25.428%	37.949%	40.749%	43.667%	39.816%	42.397%	41.527%
% To Date	31.5659%	43.1211%	42.0442%	44.9119%	40.7084%	44.2696%	42.9995%
November	\$3,154,358	\$1,286,322	\$2,208,068	\$1,675,932	\$2,373,821	\$2,237,664	\$0
%	22.346%	7.900%	13.358%	9.331%	12.222%	10.633%	0.000%
% To Date	53.9115%	51.0210%	55.4024%	54.2431%	52.9301%	54.9027%	42.9995%
December	\$896,697	\$987,194	\$1,064,960	\$1,336,392	\$1,753,590	\$1,651,663	\$0
%	6.3522%	6.0628%	6.4427%	7.4407%	9.0284%	7.8485%	0.0000%
% To Date	60.2637%	57.0837%	61.8450%	61.6837%	61.9585%	62.7512%	42.9995%
January	\$368,574	\$609,745	\$416,757	\$428,512	\$450,460	\$783,026	\$0
%	2.6110%	3.7447%	2.5212%	2.3858%	2.3192%	3.7209%	0.0000%
% To Date	62.8747%	60.8284%	64.3663%	64.0696%	64.2777%	66.4721%	42.9995%
February	\$394,891	\$350,747	\$328,790	\$452,992	\$306,355	\$262,589	\$0
%	2.7974%	2.1541%	1.9891%	2.5221%	1.5773%	1.2478%	0.0000%
% To Date	65.6721%	62.9825%	66.3554%	66.5917%	65.8550%	67.7199%	42.9995%
March	\$606,436	\$629,128	\$657,391	\$623,229	\$520,420	\$466,650	\$0
%	4.2960%	3.8637%	3.9770%	3.4700%	2.6794%	2.2175%	0.0000%
% To Date	69.9681%	66.8462%	70.3324%	70.0617%	68.5344%	69.9373%	42.9995%
April	\$3,343,070	\$3,414,235	\$3,987,889	\$4,164,352	\$4,734,267	\$5,079,814	\$0
%	23.6824%	20.9682%	24.1255%	23.1860%	24.3745%	24.1387%	0.0000%
% To Date	93.6506%	87.8145%	94.4579%	93.2476%	92.9089%	94.0761%	42.9995%
May	\$678,353	\$813,680	\$695,530	\$837,799	\$840,183	\$919,524	\$0
%	4.8055%	4.9971%	4.2077%	4.6646%	4.3257%	4.3695%	0.0000%
% To Date	98.4561%	92.8116%	98.6656%	97.9123%	97.2346%	98.4455%	42.9995%
June	\$183,806	\$187,184	\$220,679	\$201,547	\$325,848	\$366,962	\$0
%	1.3021%	1.1496%	1.3350%	1.1222%	1.6776%	1.7438%	0.0000%
% To Date	99.7582%	93.9612%	100.0006%	99.0344%	98.9122%	100.1893%	42.9995%
TOTALS	\$14,082,095	\$15,299,608	\$16,529,886	\$17,787,237	\$19,211,735	\$21,084,089	\$9,865,582
Delinquency	0.2418%	6.0388%	-0.0006%	0.9656%	1.0878%	-0.1893%	57.0005%

CENTRAL YAVAPAI FIRE DISTRICT
FDAT Collection Information

[illegible]



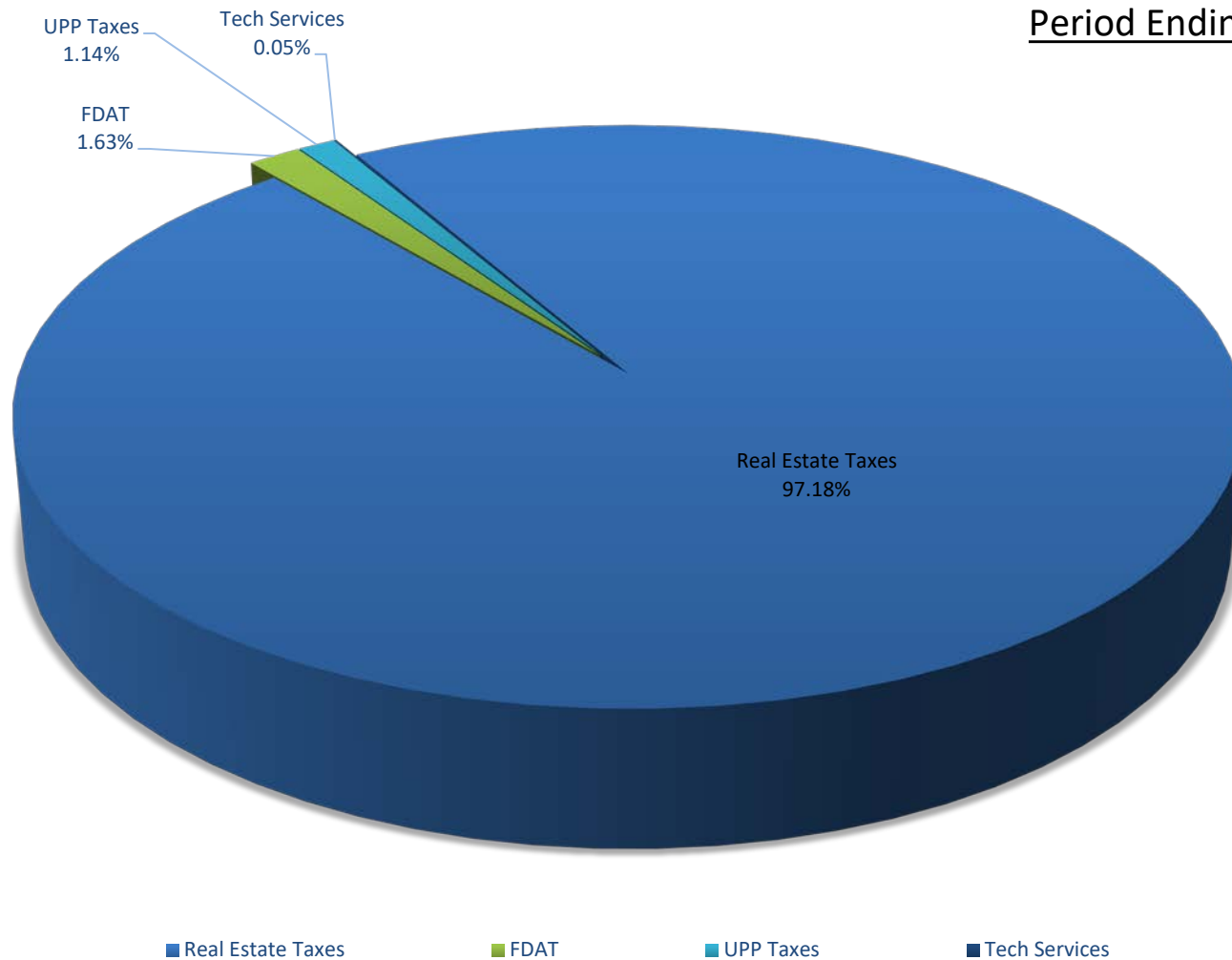
2022 - 2023 Cash Flow by Month : OCTOBER

	Actual											
	July	Aug.	Sept.	Oct.	Nov.	Dec.	Jan.	Feb.	March	April	May	June
Revenues:												
Property Taxes	79,538	22,797	235,478	9,527,769	1,911,957	1,911,957	1,911,957	1,911,957	1,911,957	1,911,957	1,911,957	1,911,957
FDAT	2,011	575	4,994	157,752	33,333	33,333	33,333	33,333	33,333	33,333	33,333	33,333
Fee for Service	5,124	8,804	5,124	5,124	4,639	4,639	4,639	4,639	4,639	4,639	4,639	4,639
Interest Income	-	873	1,168	-	-	-	-	-	-	-	-	-
Grants	-	-	-	-	-	-	-	-	-	-	-	-
Misc. Non Levy	842	-	-	-	-	-	-	-	-	-	-	-
RevenueTotals:	87,515	33,049	246,764	9,690,645	1,949,929	1,949,929	1,949,929	1,949,929	1,949,929	1,949,929	1,949,929	1,949,929
Expenditures:												
Audit/Accounting, Election, Legal, Fire Board Expenses	-	-	540	-	8,208	8,208	8,208	8,208	8,208	8,208	8,208	8,208
Fire Authority Funding	381,063	87,515	33,049	246,764	1,941,721	1,941,721	1,941,721	1,941,721	1,941,721	1,941,721	1,941,721	1,941,721
Miscellaneous	350	(350)		-								
ExpenditureTotals:	381,413	87,165	33,589	246,764	1,949,929	1,949,929	1,949,929	1,949,929	1,949,929	1,949,929	1,949,929	1,949,929
Monthly Net Cash	(293,898)	(54,116)	213,175	9,443,881	-	-	-	-	-	-	-	-
Cumulative Net Cash	(273,898)	(328,014)	(114,839)	9,329,042	-	-	-	-	-	-	-	-
Cash Balance (Carryover)	20,000	(34,116)	179,059	9,622,940	-	-	-	-	-	-	-	-

**CENTRAL YAVAPAI FIRE DISTRICT
REVENUE GRAPH DATA**

	Revenue	Budget	%
Real Estate Taxes	\$ 9,417,287	\$ 22,943,481	97.18
FDAT	\$ 157,752	\$ 400,000	1.63
UPP Taxes	\$ 110,482	\$ -	1.14
Tech Services	\$ 5,124	\$ 55,668	0.05
Interest Income	\$ -	\$ -	0.00
Other Income	\$ -	\$ -	0.00
TOTALS:	\$ 9,690,645	\$ 23,399,149	100.00

Central Yavapai Fire District
FY 2022 - 2023
General Fund Revenue
Period Ending 10/31/22



**CENTRAL YAVAPAI FIRE DISTRICT
EXPENSE GRAPH DATA**

Expense		Budget	%
Audit/Accounting, Election, Legal, Fire Board Expenses	\$0	\$ 13,500	0.00
Miscellaneous	\$0	\$ -	0.00
Other Prof. Services	\$0	\$ 85,000	0.00
Fire Authority Funding	\$246,764	\$ 23,300,649	100.00
TOTAL:	\$246,764	\$ 23,399,149	100.00

Central Yavapai Fire District
FY 2022 - 2023
General Fund Expenditures
Period Ending 10/31/22



■ Fire Authority Funding

CENTRAL YAVAPAI FIRE DISTRICT
GENERAL FUND - OCTOBER, 2022

Real Estate Taxes:	\$	9,417,286.91
UPP Taxes:	\$	110,481.96
FDAT:	\$	157,751.73
Fire District Deposits:	\$	5,124.13
Interest Received:	\$	-
Other:	\$	-
<hr/>		
TOTAL:	\$	9,690,644.73
<hr/>		

Transferred to CAFMA:	\$	246,763.71
-----------------------	----	------------



Yavapai County Treasurer

Monthly Statement

Date Range: 10/1/2022 to 10/31/2022

Central Yavapai Fire Dist - General Fund
Fund: 6060040000

8603 E Eastridge Rd Ste A
Prescott Valley, AZ 86314



Yavapai County Treasurer

Monthly Statement

Date Range: 10/1/2022 to 10/31/2022

Account	Period	YTD		
6060040000	Central Yavapai Fire Dist GF			
Begin Balance:	588,550.74	723,390.51		
Income:	9,690,644.73 ✓	10,057,972.36		
LOC Advance:	.00	.00		
Expense:	(246,763.71) ✓	(748,931.11)	LOC:	.00
LOC Payments:	.00	.00	Warrants Outstanding:	.00
Cash Balance:	10,032,431.76	10,032,431.76	End:	10,032,431.76



Yavapai County Treasurer

Monthly Statement

Date Range: 10/1/2022 to 10/31/2022

Monthly Statement Summary				
Source Code	Description		MTDAmount	YTDAmount
6060040000	Central Yavapai Fire Dist GF	Beginning Balance:	588,550.74	723,390.51
11100.2012	2012 Real Estate Taxes		4.59	4.59
11100.2013	2013 Real Estate Taxes		4.92	4.92
11100.2014	2014 Real Estate Taxes		4.98	4.98
11100.2015	2015 Real Estate Taxes		3.73	3.73
11100.2016	2016 Real Estate Taxes		3.95	3.95
11100.2017	2017 Real Estate Taxes		4.22	4.22
11100.2018	2018 Real Estate Taxes		.65	.65
11100.2019	2019 Real Estate Taxes		.65	.65
11100.2020	2020 Real Estate Taxes		.66	112.12
11100.2021	2021 Real Estate Taxes		12,867.87	121,046.16
11100.2022	2022 Real Estate Taxes		9,404,390.69	9,616,731.59
12100.2008	2008 Personal Property Taxes		.00	4.74
12100.2009	2009 Personal Property Taxes		.00	4.75
12100.2010	2010 Personal Property Taxes		.00	5.21
12100.2011	2011 Personal Property Taxes		.00	44.07
12100.2012	2012 Personal Property Taxes		1.74	12.64
12100.2013	2013 Personal Property Taxes		.00	75.48
12100.2014	2014 Personal Property Taxes		.00	87.34
12100.2015	2015 Personal Property Taxes		.00	75.57
12100.2016	2016 Personal Property Taxes		.00	216.96
12100.2017	2017 Personal Property Taxes		.00	91.11
12100.2018	2018 Personal Property Taxes		7.25	92.86
12100.2019	2019 Personal Property Taxes		6.79	429.30
12100.2020	2020 Personal Property Taxes		146.00	1,452.68
12100.2021	2021 Personal Property Taxes		925.79	9,367.88
12100.2022	2022 Personal Property Taxes		109,394.39	115,703.56
31115.0	BOS Sale-Taxes		.00	842.36
37122.0	Fire District Deposit		5,124.13	24,175.94
37150.0	FDAT Distributions		157,751.73	165,331.71
38109.0	Interest on Investments St Treas		.00	1,933.72
38113.0	Interest on Investments-Wells Fargo		.00	106.92
90002.0	Interest Pd on Tax Roll Corrections		.00	(.23)
91032.0	Warrants Redeemed		.00	(540.00)
91702.0	Transfer out		(246,763.71)	(748,390.88)
92185.0	Paying Agent Fees		.00	.00
		Ending Balance:	10,032,431.76	10,032,431.76



Yavapai County Treasurer

Monthly Statement

Date Range: 10/1/2022 to 10/31/2022

Monthly Statement Detail				
Date	Notes	Doc #	Amount	C/D
6060040000 Central Yavapai Fire Dist GF			Beginning Balance: 588,550.74	
11100.2012	2012 Real Estate Taxes		Source Code Total: 4.59	
10/06	Tax Distribution	0	4.59	C
11100.2013	2013 Real Estate Taxes		Source Code Total: 4.92	
10/06	Tax Distribution	0	4.92	C
11100.2014	2014 Real Estate Taxes		Source Code Total: 4.98	
10/06	Tax Distribution	0	4.98	C
11100.2015	2015 Real Estate Taxes		Source Code Total: 3.73	
10/06	Tax Distribution	0	3.73	C
11100.2016	2016 Real Estate Taxes		Source Code Total: 3.95	
10/06	Tax Distribution	0	3.95	C
11100.2017	2017 Real Estate Taxes		Source Code Total: 4.22	
10/06	Tax Distribution	0	4.22	C
11100.2018	2018 Real Estate Taxes		Source Code Total: .65	
10/06	Tax Distribution	0	.65	C
11100.2019	2019 Real Estate Taxes		Source Code Total: .65	
10/06	Tax Distribution	0	.65	C
11100.2020	2020 Real Estate Taxes		Source Code Total: .66	
10/06	Tax Distribution	0	.66	C
11100.2021	2021 Real Estate Taxes		Source Code Total: 12,867.87	
10/03	Tax Distribution	0	691.67	C
10/03	Tax Distribution	0	521.98	C
10/04	Tax Distribution	0	(1,240.01)	C
10/04	Tax Distribution	0	38.52	C
10/05	Tax Distribution	0	.98	C
10/05	Tax Distribution	0	965.25	C
10/05	Tax Distribution	0	73.00	C
10/06	Tax Distribution	0	.66	C
10/06	Tax Distribution	0	75.00	C
10/06	Tax Distribution	0	740.32	C
10/07	Tax Distribution	0	577.69	C
10/11	Tax Distribution	0	503.59	C
10/13	Tax Distribution	0	664.08	C
10/14	Tax Distribution	0	71.93	C
10/14	Tax Distribution	0	490.16	C
10/17	Tax Distribution	0	696.28	C
10/18	Tax Distribution	0	113.33	C
10/19	Tax Distribution	0	3.96	C
10/20	Tax Distribution	0	411.01	C
10/20	Tax Distribution	0	559.05	C



Yavapai County Treasurer

Monthly Statement

Date Range: 10/1/2022 to 10/31/2022

10/20	Tax Distribution	0	135.74	C
10/21	Tax Distribution	0	1,531.84	C
10/21	Tax Distribution	0	153.37	C
10/24	Tax Distribution	0	949.27	C
10/25	Tax Distribution	0	280.97	C
10/26	Tax Distribution	0	40.77	C
10/26	Tax Distribution	0	477.58	C
10/27	Tax Distribution	0	183.08	C
10/27	Tax Distribution	0	19.64	C
10/27	Tax Distribution	0	796.72	C
10/28	Tax Distribution	0	433.75	C
10/28	Tax Distribution	0	1,524.98	C
10/31	Tax Distribution	0	80.07	C
10/31	Tax Distribution	0	50.51	C
10/31	Tax Distribution	0	251.13	C
11100.2022 2022 Real Estate Taxes			Source Code Total: 9,404,390.69	
10/03	Tax Distribution	0	6,231.09	C
10/03	Tax Distribution	0	17,230.97	C
10/03	Tax Distribution	0	16,031.05	C
10/03	Tax Distribution	0	5,198.41	C
10/04	Tax Distribution	0	19,315.14	C
10/04	Tax Distribution	0	82,551.34	C
10/04	Tax Distribution	0	18,338.18	C
10/04	Tax Distribution	0	830.96	C
10/04	Tax Distribution	0	12,787.13	C
10/05	Tax Distribution	0	10,422.53	C
10/05	Tax Distribution	0	35,140.13	C
10/05	Tax Distribution	0	8,774.14	C
10/05	Tax Distribution	0	12,773.17	C
10/06	Tax Distribution	0	28,124.85	C
10/06	Tax Distribution	0	40,730.85	C
10/06	Tax Distribution	0	65,004.88	C
10/06	Tax Distribution	0	19,642.82	C
10/06	Tax Distribution	0	12,806.08	C
10/07	Tax Distribution	0	26,251.00	C
10/07	Tax Distribution	0	95,323.73	C
10/07	Tax Distribution	0	42,912.37	C
10/07	Tax Distribution	0	38,596.41	C
10/07	Tax Distribution	0	19,276.84	C
10/07	Tax Distribution	0	12,450.13	C
10/10	Tax Distribution	0	44,248.74	C
10/10	Tax Distribution	0	12,738.52	C
10/10	Tax Distribution	0	64,226.34	C



Yavapai County Treasurer

Monthly Statement

Date Range: 10/1/2022 to 10/31/2022

10/10	Tax Distribution	0	34,595.36	C
10/10	Tax Distribution	0	15,423.16	C
10/10	Tax Distribution	0	13,958.01	C
10/11	Tax Distribution	0	27,927.71	C
10/11	Tax Distribution	0	33,866.47	C
10/11	Tax Distribution	0	215,947.35	C
10/11	Tax Distribution	0	14,022.21	C
10/11	Tax Distribution	0	40,100.41	C
10/11	Tax Distribution	0	15,156.43	C
10/12	Tax Distribution	0	43,727.42	C
10/12	Tax Distribution	0	76,543.66	C
10/12	Tax Distribution	0	(377.03)	C
10/12	Tax Distribution	0	174,936.84	C
10/12	Tax Distribution	0	14,840.33	C
10/12	Tax Distribution	0	26,185.63	C
10/12	Tax Distribution	0	31,345.11	C
10/13	Tax Distribution	0	97,296.63	C
10/13	Tax Distribution	0	22,243.21	C
10/13	Tax Distribution	0	8,459.15	C
10/13	Tax Distribution	0	172,184.00	C
10/13	Tax Distribution	0	27,494.64	C
10/13	Tax Distribution	0	5,986.60	C
10/13	Tax Distribution	0	14,213.23	C
10/14	Tax Distribution	0	14,554.21	C
10/14	Tax Distribution	0	196,665.86	C
10/14	Tax Distribution	0	39,656.38	C
10/14	Tax Distribution	0	13,159.19	C
10/17	Tax Distribution	0	92,674.42	C
10/17	Tax Distribution	0	167,955.00	C
10/17	Tax Distribution	0	40,607.09	C
10/17	Tax Distribution	0	43,510.01	C
10/17	Tax Distribution	0	18,834.76	C
10/18	Tax Distribution	0	50,083.36	C
10/18	Tax Distribution	0	53,629.52	C
10/18	Tax Distribution	0	164,866.73	C
10/18	Tax Distribution	0	42,113.21	C
10/18	Tax Distribution	0	36,166.94	C
10/18	Tax Distribution	0	24,455.58	C
10/18	Tax Distribution	0	16,535.06	C
10/19	Tax Distribution	0	19,985.20	C
10/19	Tax Distribution	0	3,257.68	C
10/19	Tax Distribution	0	(900.69)	C
10/19	Tax Distribution	0	118,927.26	C



Yavapai County Treasurer

Monthly Statement

Date Range: 10/1/2022 to 10/31/2022

10/19	Tax Distribution	0	40,707.67	C
10/19	Tax Distribution	0	56,801.45	C
10/19	Tax Distribution	0	9,501.67	C
10/19	Tax Distribution	0	12,895.14	C
10/20	Tax Distribution	0	55,603.43	C
10/20	Tax Distribution	0	23,117.14	C
10/20	Tax Distribution	0	12,111.22	C
10/20	Tax Distribution	0	103,923.63	C
10/20	Tax Distribution	0	42,444.12	C
10/20	Tax Distribution	0	45,467.28	C
10/20	Tax Distribution	0	27,898.72	C
10/20	Tax Distribution	0	17,587.23	C
10/21	Tax Distribution	0	19,376.28	C
10/21	Tax Distribution	0	94,130.10	C
10/21	Tax Distribution	0	50,025.09	C
10/21	Tax Distribution	0	26,777.44	C
10/21	Tax Distribution	0	31,060.33	C
10/21	Tax Distribution	0	17,798.14	C
10/24	Tax Distribution	0	62,023.99	C
10/24	Tax Distribution	0	11,441.10	C
10/24	Tax Distribution	0	1,807.77	C
10/24	Tax Distribution	0	3,250,945.22	C
10/24	Tax Distribution	0	27,066.73	C
10/24	Tax Distribution	0	29,409.97	C
10/24	Tax Distribution	0	22,922.71	C
10/24	Tax Distribution	0	26,297.19	C
10/25	Tax Distribution	0	56,096.99	C
10/25	Tax Distribution	0	65,030.08	C
10/25	Tax Distribution	0	81,357.15	C
10/25	Tax Distribution	0	23,217.32	C
10/25	Tax Distribution	0	572.26	C
10/25	Tax Distribution	0	29,296.72	C
10/25	Tax Distribution	0	16,957.86	C
10/26	Tax Distribution	0	54,707.30	C
10/26	Tax Distribution	0	35,604.97	C
10/26	Tax Distribution	0	6,500.80	C
10/26	Tax Distribution	0	516,139.58	C
10/26	Tax Distribution	0	52,871.18	C
10/26	Tax Distribution	0	49,365.75	C
10/26	Tax Distribution	0	14,194.52	C
10/27	Tax Distribution	0	39,680.95	C
10/27	Tax Distribution	0	8,126.17	C
10/27	Tax Distribution	0	(373.69)	C



Yavapai County Treasurer

Monthly Statement

Date Range: 10/1/2022 to 10/31/2022

10/27	Tax Distribution	0	96,337.59	C
10/27	Tax Distribution	0	38,084.21	C
10/27	Tax Distribution	0	6,456.35	C
10/27	Tax Distribution	0	9,503.95	C
10/27	Tax Distribution	0	12,211.29	C
10/28	Tax Distribution	0	36,661.58	C
10/28	Tax Distribution	0	17,504.11	C
10/28	Tax Distribution	0	109,340.61	C
10/28	Tax Distribution	0	22,687.94	C
10/28	Tax Distribution	0	64,803.49	C
10/28	Tax Distribution	0	72,202.15	C
10/28	Tax Distribution	0	36,705.03	C
10/28	Tax Distribution	0	32,247.15	C
10/31	Tax Distribution	0	26,561.55	C
10/31	Tax Distribution	0	68,837.58	C
10/31	Tax Distribution	0	388,714.99	C
10/31	Tax Distribution	0	25,377.22	C
10/31	Tax Distribution	0	79,582.56	C
10/31	Tax Distribution	0	564.30	C
10/31	Tax Distribution	0	17,018.83	C
10/31	Tax Distribution	0	23,730.44	C
12100.2012 2012 Personal Property Taxes			Source Code Total: 1.74	
10/11	Tax Distribution	0	1.74	C
12100.2018 2018 Personal Property Taxes			Source Code Total: 7.25	
10/31	Tax Distribution	0	7.25	C
12100.2019 2019 Personal Property Taxes			Source Code Total: 6.79	
10/31	Tax Distribution	0	6.79	C
12100.2020 2020 Personal Property Taxes			Source Code Total: 146.00	
10/05	Tax Distribution	0	18.09	C
10/11	Tax Distribution	0	40.88	C
10/25	Tax Distribution	0	39.66	C
10/31	Tax Distribution	0	47.37	C
12100.2021 2021 Personal Property Taxes			Source Code Total: 925.79	
10/05	Tax Distribution	0	184.89	C
10/05	Tax Distribution	0	19.07	C
10/06	Tax Distribution	0	55.40	C
10/06	Tax Distribution	0	3.27	C
10/11	Tax Distribution	0	43.01	C
10/17	Tax Distribution	0	162.58	C
10/18	Tax Distribution	0	24.95	C
10/21	Tax Distribution	0	72.49	C
10/24	Tax Distribution	0	33.07	C
10/26	Tax Distribution	0	280.25	C



Yavapai County Treasurer

Monthly Statement

Date Range: 10/1/2022 to 10/31/2022

10/31	Tax Distribution	0	46.81	C
12100.2022 2022 Personal Property Taxes			Source Code Total: 109,394.39	
10/03	Tax Distribution	0	390.84	C
10/03	Tax Distribution	0	3,927.05	C
10/03	Tax Distribution	0	30.30	C
10/03	Tax Distribution	0	3,629.38	C
10/04	Tax Distribution	0	203.27	C
10/04	Tax Distribution	0	182.21	C
10/05	Tax Distribution	0	97.00	C
10/05	Tax Distribution	0	621.31	C
10/05	Tax Distribution	0	193.65	C
10/06	Tax Distribution	0	59.00	C
10/06	Tax Distribution	0	371.80	C
10/06	Tax Distribution	0	3,849.31	C
10/06	Tax Distribution	0	21.52	C
10/06	Tax Distribution	0	21.56	C
10/07	Tax Distribution	0	74.33	C
10/07	Tax Distribution	0	940.16	C
10/07	Tax Distribution	0	534.41	C
10/07	Tax Distribution	0	424.08	C
10/07	Tax Distribution	0	390.79	C
10/10	Tax Distribution	0	1,507.54	C
10/10	Tax Distribution	0	78.77	C
10/10	Tax Distribution	0	1,761.94	C
10/10	Tax Distribution	0	33.83	C
10/10	Tax Distribution	0	180.10	C
10/10	Tax Distribution	0	75.32	C
10/11	Tax Distribution	0	13.11	C
10/11	Tax Distribution	0	1,198.33	C
10/11	Tax Distribution	0	941.35	C
10/11	Tax Distribution	0	38.71	C
10/11	Tax Distribution	0	446.72	C
10/11	Tax Distribution	0	600.00	C
10/12	Tax Distribution	0	467.63	C
10/12	Tax Distribution	0	715.48	C
10/12	Tax Distribution	0	2,481.29	C
10/12	Tax Distribution	0	284.70	C
10/12	Tax Distribution	0	492.85	C
10/12	Tax Distribution	0	996.61	C
10/13	Tax Distribution	0	1,887.14	C
10/13	Tax Distribution	0	216.55	C
10/13	Tax Distribution	0	2,753.16	C
10/13	Tax Distribution	0	586.14	C



Yavapai County Treasurer

Monthly Statement

Date Range: 10/1/2022 to 10/31/2022

10/13	Tax Distribution	0	50.24	C
10/14	Tax Distribution	0	918.54	C
10/14	Tax Distribution	0	1,170.01	C
10/14	Tax Distribution	0	140.80	C
10/14	Tax Distribution	0	39.61	C
10/17	Tax Distribution	0	7,992.54	C
10/17	Tax Distribution	0	3,653.68	C
10/17	Tax Distribution	0	619.19	C
10/17	Tax Distribution	0	1,172.50	C
10/17	Tax Distribution	0	301.27	C
10/18	Tax Distribution	0	4.34	C
10/18	Tax Distribution	0	270.15	C
10/18	Tax Distribution	0	2,757.76	C
10/18	Tax Distribution	0	1,576.15	C
10/18	Tax Distribution	0	1,332.23	C
10/18	Tax Distribution	0	122.25	C
10/18	Tax Distribution	0	200.47	C
10/19	Tax Distribution	0	357.54	C
10/19	Tax Distribution	0	44.47	C
10/19	Tax Distribution	0	755.64	C
10/19	Tax Distribution	0	284.61	C
10/19	Tax Distribution	0	570.04	C
10/19	Tax Distribution	0	84.67	C
10/19	Tax Distribution	0	4,484.58	C
10/20	Tax Distribution	0	1,112.13	C
10/20	Tax Distribution	0	314.35	C
10/20	Tax Distribution	0	362.39	C
10/20	Tax Distribution	0	1,097.49	C
10/20	Tax Distribution	0	156.63	C
10/20	Tax Distribution	0	754.95	C
10/20	Tax Distribution	0	31.28	C
10/20	Tax Distribution	0	103.68	C
10/21	Tax Distribution	0	322.84	C
10/21	Tax Distribution	0	1,628.07	C
10/21	Tax Distribution	0	840.88	C
10/21	Tax Distribution	0	313.71	C
10/21	Tax Distribution	0	594.15	C
10/21	Tax Distribution	0	69.88	C
10/24	Tax Distribution	0	720.23	C
10/24	Tax Distribution	0	146.83	C
10/24	Tax Distribution	0	646.20	C
10/24	Tax Distribution	0	751.53	C
10/24	Tax Distribution	0	270.20	C



Yavapai County Treasurer

Monthly Statement

Date Range: 10/1/2022 to 10/31/2022

10/24	Tax Distribution	0	556.07	C
10/24	Tax Distribution	0	146.33	C
10/25	Tax Distribution	0	572.36	C
10/25	Tax Distribution	0	5,397.65	C
10/25	Tax Distribution	0	825.68	C
10/25	Tax Distribution	0	369.82	C
10/25	Tax Distribution	0	607.13	C
10/25	Tax Distribution	0	229.54	C
10/26	Tax Distribution	0	1,056.32	C
10/26	Tax Distribution	0	670.11	C
10/26	Tax Distribution	0	260.12	C
10/26	Tax Distribution	0	1,491.41	C
10/26	Tax Distribution	0	767.89	C
10/26	Tax Distribution	0	5,948.19	C
10/26	Tax Distribution	0	234.24	C
10/27	Tax Distribution	0	951.90	C
10/27	Tax Distribution	0	686.00	C
10/27	Tax Distribution	0	1,038.74	C
10/27	Tax Distribution	0	24.82	C
10/27	Tax Distribution	0	36.50	C
10/27	Tax Distribution	0	260.44	C
10/27	Tax Distribution	0	241.16	C
10/28	Tax Distribution	0	621.84	C
10/28	Tax Distribution	0	1,941.10	C
10/28	Tax Distribution	0	1,534.43	C
10/28	Tax Distribution	0	622.45	C
10/28	Tax Distribution	0	1,215.85	C
10/28	Tax Distribution	0	803.96	C
10/28	Tax Distribution	0	48.01	C
10/28	Tax Distribution	0	447.05	C
10/31	Tax Distribution	0	575.85	C
10/31	Tax Distribution	0	1,339.31	C
10/31	Tax Distribution	0	2,701.19	C
10/31	Tax Distribution	0	197.97	C
10/31	Tax Distribution	0	579.14	C
10/31	Tax Distribution	0	1,320.42	C
10/31	Tax Distribution	0	213.46	C
37122.0 Fire District Deposit			Source Code Total: 5,124.13	
10/10	DEPOSIT	0	5,124.13	C
37150.0 FDAT Distributions			Source Code Total: 157,751.73	
10/03	Fire Dist Assistance Tax 0.139752	0	1,168.82	C
10/04	Fire Dist Assistance Tax 0.139752	0	2,141.24	C
10/05	Fire Dist Assistance Tax 0.139752	0	1,443.50	C



Yavapai County Treasurer

Monthly Statement

Date Range: 10/1/2022 to 10/31/2022

10/06	Fire Dist Assistance Tax 0.139752	0	3,372.33	C
10/07	Fire Dist Assistance Tax 0.139752	0	3,899.64	C
10/10	Fire Dist Assistance Tax 0.139752	0	3,289.92	C
10/11	Fire Dist Assistance Tax 0.139752	0	5,780.29	C
10/12	Fire Dist Assistance Tax 0.139752	0	7,792.44	C
10/13	Fire Dist Assistance Tax 0.139752	0	5,887.25	C
10/14	Fire Dist Assistance Tax 0.139752	0	3,806.66	C
10/17	Fire Dist Assistance Tax 0.139752	0	6,177.89	C
10/18	Fire Dist Assistance Tax 0.139752	0	7,783.10	C
10/19	Fire Dist Assistance Tax 0.139752	0	4,880.04	C
10/20	Fire Dist Assistance Tax 0.139752	0	6,660.14	C
10/21	Fire Dist Assistance Tax 0.139752	0	3,959.59	C
10/24	Fire Dist Assistance Tax 0.139752	0	48,100.76	C
10/25	Fire Dist Assistance Tax 0.139752	0	5,185.80	C
10/26	Fire Dist Assistance Tax 0.139752	0	11,375.25	C
10/27	Fire Dist Assistance Tax 0.139752	0	6,283.09	C
10/28	Fire Dist Assistance Tax 0.139752	0	6,969.29	C
10/31	Fire Dist Assistance Tax 0.139752	0	11,794.69	C
91702.0 Transfer out			Source Code Total: (246,763.71)	
10/20	Transfer Request per km	0	(246,763.71)	D
6060040000 Central Yavapai Fire Dist GF			Ending Balance: 10,032,431.76	

CENTRAL YAVAPAI FIRE DISTRICT
Bank Reconciliation Summary
For the Bank Statement ending: 10/31/2022

BANK CONTROL ID: CYFD - GENERAL FUND		DESC: GENERAL FUND	ACCOUNT NO: 1100
	Beginning Balance:	10/01/22	\$588,550.74
	Deposits and Credits:		\$9,690,644.73
	Checks and Charges:		(\$246,763.71)
	Adjustments:		\$0.00
	Ending Balance Per Reconciliation:		<u>\$10,032,431.76</u>
	Ending Balance Per Bank Statement:	10/31/22	\$10,032,431.76
	* Outstanding Deposits and Credits:	10/31/22	\$0.00
	* Outstanding Checks and Charges:	10/31/22	\$0.00
	Ending Book Balance:	10/31/22	<u>\$10,032,431.76</u>

* Outstanding amounts are all outstanding credits and charges dated prior or equal to the Reconciliation date.

CENTRAL YAVAPAI FIRE DISTRICT
BR Checks and Charges Cleared
For the Bank Statement ending: 10/31/22

CYFD		General Fund		General Fund		1100
Date	Document	Description	Module	Company	Amount	
10/31/22	Cash With Yav Cty	Fire Authority Funding - Septe	GL	CYFD	\$246,763.71	
TOTAL CHECKS AND CHARGES CLEARED:					\$246,763.71	

CENTRAL YAVAPAI FIRE DISTRICT
BR Checks and Charges Outstanding
For the Bank Statement ending:

<u>Date</u>	<u>Document</u>	<u>Description</u>	<u>Module</u>	<u>Company</u>	<u>Amount</u>
-------------	-----------------	--------------------	---------------	----------------	---------------

TOTAL CHECKS AND CHARGES OUTSTANDING:

CENTRAL YAVAPAI FIRE DISTRICT
BR Deposits and Credits Cleared
For the Bank Statement ending: 10/31/22

CYFD		General Fund			1100
Date	Document	Description	Module	Company	Amount
10/10/22	5142	Deposit	AR	CYFD	\$5,124.13
10/31/22	Cash With Yav Cty	Tax Revenue - October, 2022	GL	CYFD	\$9,685,520.60
TOTAL DEPOSITS AND CREDITS CLEARED:					\$9,690,644.73

CENTRAL YAVAPAI FIRE DISTRICT
BR Deposits and Credits Outstanding
For the Bank Statement ending:

Date	Document	Description	Module	Company	Amount
------	----------	-------------	--------	---------	--------

TOTAL DEPOSITS AND CREDITS OUTSTANDING:

CENTRAL YAVAPAI FIRE DISTRICT
Bank Reconciliation Register

Document Number	Date	BR Status	Void?	Description	Date Cleared	Amount
-----------------	------	-----------	-------	-------------	--------------	--------

MODULE: DEPOSITS FROM ACCOUNTS RECEIVABLE

BANK CONTROL ID: CYFD - GENERAL FUND

5142	10/10/22	Marked	No	Deposit	11/16/22	\$5,124.13
SUB TOTAL FOR BANK:						\$5,124.13
TOTAL FOR MODULE:						\$5,124.13

MODULE: JOURNAL ENTRIES FROM GENERAL LEDGER

BANK CONTROL ID: CYFD - GENERAL FUND

Cash With Yav Cty	10/31/22	Marked	No	Fire Authority Funding - Septe	11/16/22	\$246,763.71
Cash With Yav Cty	10/31/22	Marked	No	Tax Revenue - October, 2022	11/16/22	\$9,685,520.60
SUB TOTAL FOR BANK:						\$9,932,284.31
TOTAL FOR MODULE:						\$9,932,284.31

CENTRAL YAVAPAI FIRE DISTRICT
BR Adjustments Report
For the Bank Statement ending:

Date	Document	Description	GL Account	Offset Amt	Adj. Amt
------	----------	-------------	------------	------------	----------

DOCUMENT:

ADJUSTMENT DOCUMENT " TOTAL:

TOTAL FOR ALL ADJUSTMENTS:

11/16/22
2:03:25 PM

CENTRAL YAVAPAI FIRE DISTRICT
Income Statement
(Original Budget to Actual Comparison)
For the period of 10/1/2022 Through 10/31/2022

	Account	Actual	Current Period Budget	Variance	%	Actual	Year To Date Budget	Variance	%
<u>Revenues</u>									
Real Estate Tax	400000000	\$9,417,286.91	\$0.00	\$9,417,286.91	0.0%	\$9,737,917.56	\$22,943,481.00	\$(13,205,563.44)	(57.6)%
Personal Property Tax	410000000	110,481.96	0.00	110,481.96	0.0	127,664.15	0.00	127,664.15	0.0
Fire District Assistance Tax	420000000	157,751.73	0.00	157,751.73	0.0	165,331.71	400,000.00	(234,668.29)	(58.7)
Tax Revenue - Other	425000000	0.00	0.00	0.00	0.0	842.36	0.00	842.36	0.0
Cell Tower Lease Revenue	477500000	5,124.13	0.00	5,124.13	0.0	24,175.94	55,668.00	(31,492.06)	(56.6)
Interest Income-General Fund	490000000	0.00	0.00	0.00	0.0	2,040.64	0.00	2,040.64	0.0
Net Revenues		\$9,690,644.73	\$0.00	\$9,690,644.73	0.0 %	\$10,057,972.36	\$23,399,149.00	\$(13,341,176.64)	(57.0)%
<u>Personnel Expenses</u>									
Fire Authority Funding	670010000	\$246,763.71	\$0.00	\$(246,763.71)	0.0%	\$748,390.88	\$23,300,649.00	\$22,552,258.12	96.8%
Total Personnel Expenses		\$246,763.71	\$0.00	\$(246,763.71)	0.0 %	\$748,390.88	\$23,300,649.00	\$22,552,258.12	96.8 %
<u>Service Expenses</u>									
Audit & Accounting	640010000	\$0.00	\$0.00	\$0.00	0.0%	\$0.00	\$7,500.00	\$7,500.00	100.0%
Other Prof Services/Admin	640510000	0.00	0.00	0.00	0.0	0.00	85,000.00	85,000.00	100.0
Legal Services - Routine	641010000	0.00	0.00	0.00	0.0	540.00	5,000.00	4,460.00	89.2
Fire Board Expenses	644110000	0.00	0.00	0.00	0.0	0.00	1,000.00	1,000.00	100.0
Misc/Admin	661010000	0.00	0.00	0.00	0.0	0.23	0.00	(0.23)	0.0
Total Service Expenses		\$0.00	\$0.00	\$0.00	0.0 %	\$540.23	\$98,500.00	\$97,959.77	99.5 %
Total Expenses		\$246,763.71		\$(246,763.71)		\$748,931.11	\$23,399,149.00	\$22,650,217.89	96.8%
Income (Loss) from Operations		\$9,443,881.02	\$0.00	\$9,443,881.02	0.0%	\$9,309,041.25	\$0.00	\$9,309,041.25	0.0%
<u>Contingency</u>									
Funded Contingency/Admin	780010000	\$0.00	\$0.00	\$0.00	0.0%	\$0.00	\$(20,000.00)	\$20,000.00	100.0%
Total Contingency		\$0.00	\$0.00	\$0.00	0.0 %	\$0.00	\$(20,000.00)	\$20,000.00	100.0 %
Net Income (Loss)		\$9,443,881.02	\$0.00	\$9,443,881.02	0.0%	\$9,309,041.25	\$(20,000.00)	\$9,329,041.25	46645.2%

11/16/22
2:04:01 PM

CENTRAL YAVAPAI FIRE DISTRICT

Balance Sheet
As of 10/31/2022

Assets

Current Assets

Cash with Yavapai County	\$10,032,431.76	
Taxes Receivable	384,065.97	
Misc. Receivables	4,218.44	
Total Current Assets		\$10,420,716.17

Total Assets

\$10,420,716.17

Liabilities and Net Assets

Current Liabilities

Accounts Payable	\$2,048.00	
Deferred Revenue	281,731.05	
Total Current Liabilities		\$283,779.05

Total Liabilities

\$283,779.05

Net Assets

Fund Balance	\$827,895.87	
Current Year Net Assets	9,309,041.25	
Total Net Assets		10,136,937.12

Total Liabilities and Net Assets

\$10,420,716.17

CENTRAL YAVAPAI FIRE DISTRICT
GL Account Ledger - Detail By Period
10/1/2022 through 10/31/2022

Batch	Journal	Entry #	Date	Job	Document	Description	Debits	Credits	Balance
1100.0.0.000			CASH WITH YAVAPAI COUNTY						\$588,550.74
4979	CR	1489476	10/10/22		3324720282	AT&T MOBILITY, LLC -	5,124.13	-	593,674.87
4981	A	1489485	10/31/22		Cash With Yav Cty	Fire Authority Funding - September, 2022	-	246,763.71	346,911.16
4984	A	1489503	10/31/22		Cash With Yav Cty	Tax Revenue - October, 2022	9,685,520.60	-	10,032,431.76
CASH WITH YAVAPAI COUNTY TOTALS:							\$9,690,644.73	\$246,763.71	\$10,032,431.76
TOTAL OF LEDGER:							\$9,690,644.73	\$246,763.71	\$10,032,431.76

CENTRAL YAVAPAI FIRE DISTRICT
GL Trial Balance Worksheet
For The Period of 10/1/2022 through 10/31/2022

Account	Description	Balances				Adjustments
		Beginning	Debits	Credits	Ending	
1100.0.0.000	Cash with Yavapai County	\$588,550.74	\$9,690,644.73	\$246,763.71	\$10,032,431.76	
TOTALS:		<u>\$588,550.74</u>	<u>\$9,690,644.73</u>	<u>\$246,763.71</u>	<u>\$10,032,431.76</u>	

* Inactive accounts are marked and appear in grey.

CENTRAL YAVAPAI FIRE DISTRICT
BOND DEBT SERVICE BANK RECONCILIATION OCTOBER, 2022

Reconciliation:

Beginning Balance:	\$	117,827.04
Tax Revenue:	\$	572,416.17
Interest Revenue:	\$	-
Other: Tax Roll Corrections	\$	-
Other: Paying Agent Fees	\$	(350.00)

Ending Balance:	\$	689,893.21
------------------------	-----------	-------------------

Difference Between Balances:	\$	0.00
-------------------------------------	-----------	-------------

Bank Statement Balance:

Balance Per Bank:	\$	689,893.21
Outstanding Charges:	\$	-
Outstanding Deposits:	\$	-

Ending Balance:	\$	689,893.21
------------------------	-----------	-------------------

Deposits Per Bank Statement:

Real Estate Taxes:	\$	565,775.76
Personal Property Taxes:	\$	6,640.41
Interest Income:	\$	-

Ending Balance:	\$	572,416.17
------------------------	-----------	-------------------

Reconciliation Approved By:

Scott Freitag

Digitally signed by Scott Freitag
Date: 2022.11.17 17:01:13
-07'00'

Scott Freitag, Fire Chief

Reconciliation Reviewed By:

Dave Tharp

Digitally signed by Dave Tharp
Date: 2022.11.17 16:05:47
-07'00'

David Tharp, Assistant Chief of Administration

Reconciliation Prepared By:

Karen Mauldin

Digitally signed by Karen Mauldin
Date: 2022.11.16 17:12:33 -07'00'

Karen Mauldin, Finance Manager

CENTRAL YAVAPAI FIRE DISTRICT
BOND DEBT FUND - OCTOBER, 2022

Real Estate Taxes:	\$	565,775.76
UPP Taxes:	\$	6,640.41
Interest Received:	\$	-

TOTAL:	\$	572,416.17
--------	----	------------



Yavapai County Treasurer

Monthly Statement

Date Range: 10/1/2022 to 10/31/2022

Central Yavapai Fire Dist BDS
Fund: 6060240000

8603 E EASTRIDGE RD STE A
PRESCOTT VALLEY, AZ 86314



Yavapai County Treasurer

Monthly Statement

Date Range: 10/1/2022 to 10/31/2022

Account	Period	YTD		
6060240000	Central Yavapai Fire Dist BDS			
Begin Balance:	117,827.04	96,527.25		
Income:	572,416.17	594,065.97		
LOC Advance:	.00	.00		
Expense:	(350.00)	(700.01)	LOC:	.00
LOC Payments:	.00	.00	Warrants Outstanding:	.00
Cash Balance:	689,893.21	689,893.21	End:	689,893.21



Yavapai County Treasurer

Monthly Statement

Date Range: 10/1/2022 to 10/31/2022

Monthly Statement Summary				
Source Code	Description		MTDAmount	YTDAmount
6060240000	Central Yavapai Fire Dist BDS	Beginning Balance:	117,827.04	96,527.25
11100.2012	2012 Real Estate Taxes		.55	.55
11100.2013	2013 Real Estate Taxes		.60	.60
11100.2014	2014 Real Estate Taxes		.52	.52
11100.2015	2015 Real Estate Taxes		.37	.37
11100.2016	2016 Real Estate Taxes		.37	.37
11100.2017	2017 Real Estate Taxes		.36	.36
11100.2018	2018 Real Estate Taxes		.05	.05
11100.2019	2019 Real Estate Taxes		.05	.05
11100.2020	2020 Real Estate Taxes		.04	7.46
11100.2021	2021 Real Estate Taxes		799.64	7,521.71
11100.2022	2022 Real Estate Taxes		564,973.21	577,729.97
12100.2008	2008 Personal Property Taxes		.00	.48
12100.2009	2009 Personal Property Taxes		.00	.46
12100.2010	2010 Personal Property Taxes		.00	.57
12100.2011	2011 Personal Property Taxes		.00	5.27
12100.2012	2012 Personal Property Taxes		.21	1.52
12100.2013	2013 Personal Property Taxes		.00	9.20
12100.2014	2014 Personal Property Taxes		.00	9.18
12100.2015	2015 Personal Property Taxes		.00	7.59
12100.2016	2016 Personal Property Taxes		.00	20.16
12100.2017	2017 Personal Property Taxes		.00	7.78
12100.2018	2018 Personal Property Taxes		.58	7.38
12100.2019	2019 Personal Property Taxes		.48	30.57
12100.2020	2020 Personal Property Taxes		9.72	96.75
12100.2021	2021 Personal Property Taxes		57.51	582.10
12100.2022	2022 Personal Property Taxes		6,571.91	6,950.93
31115.0	BOS Sale-Taxes		.00	52.34
38109.0	Interest on Investments St Treas		.00	996.39
38113.0	Interest on Investments-Wells Fargo		.00	25.29
90002.0	Interest Pd on Tax Roll Corrections		.00	(.01)
92185.0	Paying Agent Fees		(350.00)	(700.00)
		Ending Balance:	689,893.21	689,893.21

Monthly Statement Detail				
Date	Notes	Doc #	Amount	C/D
6060240000	Central Yavapai Fire Dist BDS		Beginning Balance: 117,827.04	
11100.2012	2012 Real Estate Taxes		Source Code Total: .55	
10/06	Tax Distribution	0	.55	C



Yavapai County Treasurer

Monthly Statement

Date Range: 10/1/2022 to 10/31/2022

11100.2013 2013 Real Estate Taxes		Source Code Total: .60	
10/06 Tax Distribution	0	.60	C
11100.2014 2014 Real Estate Taxes		Source Code Total: .52	
10/06 Tax Distribution	0	.52	C
11100.2015 2015 Real Estate Taxes		Source Code Total: .37	
10/06 Tax Distribution	0	.37	C
11100.2016 2016 Real Estate Taxes		Source Code Total: .37	
10/06 Tax Distribution	0	.37	C
11100.2017 2017 Real Estate Taxes		Source Code Total: .36	
10/06 Tax Distribution	0	.36	C
11100.2018 2018 Real Estate Taxes		Source Code Total: .05	
10/06 Tax Distribution	0	.05	C
11100.2019 2019 Real Estate Taxes		Source Code Total: .05	
10/06 Tax Distribution	0	.05	C
11100.2020 2020 Real Estate Taxes		Source Code Total: .04	
10/06 Tax Distribution	0	.04	C
11100.2021 2021 Real Estate Taxes		Source Code Total: 799.64	
10/03 Tax Distribution	0	42.99	C
10/03 Tax Distribution	0	32.44	C
10/04 Tax Distribution	0	(77.05)	C
10/04 Tax Distribution	0	2.40	C
10/05 Tax Distribution	0	.06	C
10/05 Tax Distribution	0	59.97	C
10/05 Tax Distribution	0	4.54	C
10/06 Tax Distribution	0	.04	C
10/06 Tax Distribution	0	4.66	C
10/06 Tax Distribution	0	46.00	C
10/07 Tax Distribution	0	35.90	C
10/11 Tax Distribution	0	31.31	C
10/13 Tax Distribution	0	41.26	C
10/14 Tax Distribution	0	4.47	C
10/14 Tax Distribution	0	30.46	C
10/17 Tax Distribution	0	43.27	C
10/18 Tax Distribution	0	7.04	C
10/19 Tax Distribution	0	.24	C
10/20 Tax Distribution	0	25.54	C
10/20 Tax Distribution	0	34.74	C
10/20 Tax Distribution	0	8.44	C
10/21 Tax Distribution	0	95.18	C
10/21 Tax Distribution	0	9.53	C
10/24 Tax Distribution	0	58.99	C
10/25 Tax Distribution	0	17.46	C
10/26 Tax Distribution	0	2.53	C



Yavapai County Treasurer

Monthly Statement

Date Range: 10/1/2022 to 10/31/2022

10/26	Tax Distribution	0	29.68	C
10/27	Tax Distribution	0	11.38	C
10/27	Tax Distribution	0	1.22	C
10/27	Tax Distribution	0	49.51	C
10/28	Tax Distribution	0	26.95	C
10/28	Tax Distribution	0	94.76	C
10/31	Tax Distribution	0	4.98	C
10/31	Tax Distribution	0	3.14	C
10/31	Tax Distribution	0	15.61	C
11100.2022 2022 Real Estate Taxes			Source Code Total: 564,973.21	
10/03	Tax Distribution	0	374.33	C
10/03	Tax Distribution	0	1,035.17	C
10/03	Tax Distribution	0	963.07	C
10/03	Tax Distribution	0	312.31	C
10/04	Tax Distribution	0	1,160.38	C
10/04	Tax Distribution	0	4,959.28	C
10/04	Tax Distribution	0	1,101.69	C
10/04	Tax Distribution	0	49.92	C
10/04	Tax Distribution	0	768.21	C
10/05	Tax Distribution	0	626.15	C
10/05	Tax Distribution	0	2,111.11	C
10/05	Tax Distribution	0	527.13	C
10/05	Tax Distribution	0	767.35	C
10/06	Tax Distribution	0	1,689.62	C
10/06	Tax Distribution	0	2,446.94	C
10/06	Tax Distribution	0	3,905.22	C
10/06	Tax Distribution	0	1,180.07	C
10/06	Tax Distribution	0	769.34	C
10/07	Tax Distribution	0	1,577.05	C
10/07	Tax Distribution	0	5,726.66	C
10/07	Tax Distribution	0	2,578.03	C
10/07	Tax Distribution	0	2,318.71	C
10/07	Tax Distribution	0	1,158.09	C
10/07	Tax Distribution	0	748.03	C
10/10	Tax Distribution	0	2,658.28	C
10/10	Tax Distribution	0	765.28	C
10/10	Tax Distribution	0	3,858.38	C
10/10	Tax Distribution	0	2,078.33	C
10/10	Tax Distribution	0	926.57	C
10/10	Tax Distribution	0	838.56	C
10/11	Tax Distribution	0	1,677.75	C
10/11	Tax Distribution	0	2,034.53	C
10/11	Tax Distribution	0	12,973.06	C



Yavapai County Treasurer

Monthly Statement

Date Range: 10/1/2022 to 10/31/2022

10/11	Tax Distribution	0	842.40	C
10/11	Tax Distribution	0	2,409.09	C
10/11	Tax Distribution	0	910.51	C
10/12	Tax Distribution	0	2,626.98	C
10/12	Tax Distribution	0	4,598.36	C
10/12	Tax Distribution	0	(22.65)	C
10/12	Tax Distribution	0	10,509.39	C
10/12	Tax Distribution	0	891.54	C
10/12	Tax Distribution	0	1,573.14	C
10/12	Tax Distribution	0	1,883.10	C
10/13	Tax Distribution	0	5,845.19	C
10/13	Tax Distribution	0	1,336.25	C
10/13	Tax Distribution	0	508.18	C
10/13	Tax Distribution	0	10,344.06	C
10/13	Tax Distribution	0	1,651.73	C
10/13	Tax Distribution	0	359.65	C
10/13	Tax Distribution	0	853.86	C
10/14	Tax Distribution	0	874.36	C
10/14	Tax Distribution	0	11,814.88	C
10/14	Tax Distribution	0	2,382.34	C
10/14	Tax Distribution	0	790.56	C
10/17	Tax Distribution	0	5,567.44	C
10/17	Tax Distribution	0	10,090.04	C
10/17	Tax Distribution	0	2,439.52	C
10/17	Tax Distribution	0	2,613.90	C
10/17	Tax Distribution	0	1,131.48	C
10/18	Tax Distribution	0	3,008.79	C
10/18	Tax Distribution	0	3,221.79	C
10/18	Tax Distribution	0	9,904.54	C
10/18	Tax Distribution	0	2,529.97	C
10/18	Tax Distribution	0	2,172.76	C
10/18	Tax Distribution	0	1,469.15	C
10/18	Tax Distribution	0	993.36	C
10/19	Tax Distribution	0	1,200.60	C
10/19	Tax Distribution	0	195.70	C
10/19	Tax Distribution	0	(54.11)	C
10/19	Tax Distribution	0	7,144.60	C
10/19	Tax Distribution	0	2,445.53	C
10/19	Tax Distribution	0	3,412.38	C
10/19	Tax Distribution	0	570.82	C
10/19	Tax Distribution	0	774.70	C
10/20	Tax Distribution	0	3,340.37	C
10/20	Tax Distribution	0	1,388.81	C



Yavapai County Treasurer

Monthly Statement

Date Range: 10/1/2022 to 10/31/2022

10/20	Tax Distribution	0	727.59	C
10/20	Tax Distribution	0	6,243.31	C
10/20	Tax Distribution	0	2,549.87	C
10/20	Tax Distribution	0	2,731.45	C
10/20	Tax Distribution	0	1,676.03	C
10/20	Tax Distribution	0	1,056.57	C
10/21	Tax Distribution	0	1,164.05	C
10/21	Tax Distribution	0	5,654.97	C
10/21	Tax Distribution	0	3,005.26	C
10/21	Tax Distribution	0	1,608.68	C
10/21	Tax Distribution	0	1,865.96	C
10/21	Tax Distribution	0	1,069.26	C
10/24	Tax Distribution	0	3,726.19	C
10/24	Tax Distribution	0	687.34	C
10/24	Tax Distribution	0	108.60	C
10/24	Tax Distribution	0	195,301.08	C
10/24	Tax Distribution	0	1,626.04	C
10/24	Tax Distribution	0	1,766.82	C
10/24	Tax Distribution	0	1,377.09	C
10/24	Tax Distribution	0	1,579.83	C
10/25	Tax Distribution	0	3,370.08	C
10/25	Tax Distribution	0	3,906.77	C
10/25	Tax Distribution	0	4,887.51	C
10/25	Tax Distribution	0	1,394.75	C
10/25	Tax Distribution	0	34.38	C
10/25	Tax Distribution	0	1,759.99	C
10/25	Tax Distribution	0	1,018.77	C
10/26	Tax Distribution	0	3,286.58	C
10/26	Tax Distribution	0	2,139.02	C
10/26	Tax Distribution	0	390.52	C
10/26	Tax Distribution	0	31,007.66	C
10/26	Tax Distribution	0	3,176.28	C
10/26	Tax Distribution	0	2,965.67	C
10/26	Tax Distribution	0	852.76	C
10/27	Tax Distribution	0	2,383.88	C
10/27	Tax Distribution	0	488.21	C
10/27	Tax Distribution	0	(22.46)	C
10/27	Tax Distribution	0	5,787.65	C
10/27	Tax Distribution	0	2,287.92	C
10/27	Tax Distribution	0	387.85	C
10/27	Tax Distribution	0	571.01	C
10/27	Tax Distribution	0	733.59	C
10/28	Tax Distribution	0	2,202.45	C



Yavapai County Treasurer

Monthly Statement

Date Range: 10/1/2022 to 10/31/2022

10/28	Tax Distribution	0	1,051.58	C
10/28	Tax Distribution	0	6,568.59	C
10/28	Tax Distribution	0	1,363.01	C
10/28	Tax Distribution	0	3,893.03	C
10/28	Tax Distribution	0	4,337.51	C
10/28	Tax Distribution	0	2,205.09	C
10/28	Tax Distribution	0	1,937.25	C
10/31	Tax Distribution	0	1,595.70	C
10/31	Tax Distribution	0	4,135.49	C
10/31	Tax Distribution	0	23,352.07	C
10/31	Tax Distribution	0	1,524.60	C
10/31	Tax Distribution	0	4,780.88	C
10/31	Tax Distribution	0	33.90	C
10/31	Tax Distribution	0	1,022.41	C
10/31	Tax Distribution	0	1,425.61	C
12100.2012 2012 Personal Property Taxes			Source Code Total: .21	
10/11	Tax Distribution	0	.21	C
12100.2018 2018 Personal Property Taxes			Source Code Total: .58	
10/31	Tax Distribution	0	.58	C
12100.2019 2019 Personal Property Taxes			Source Code Total: .48	
10/31	Tax Distribution	0	.48	C
12100.2020 2020 Personal Property Taxes			Source Code Total: 9.72	
10/05	Tax Distribution	0	1.21	C
10/11	Tax Distribution	0	2.72	C
10/25	Tax Distribution	0	2.64	C
10/31	Tax Distribution	0	3.15	C
12100.2021 2021 Personal Property Taxes			Source Code Total: 57.51	
10/05	Tax Distribution	0	11.49	C
10/05	Tax Distribution	0	1.19	C
10/06	Tax Distribution	0	3.44	C
10/06	Tax Distribution	0	.20	C
10/11	Tax Distribution	0	2.67	C
10/17	Tax Distribution	0	10.10	C
10/18	Tax Distribution	0	1.55	C
10/21	Tax Distribution	0	4.50	C
10/24	Tax Distribution	0	2.05	C
10/26	Tax Distribution	0	17.41	C
10/31	Tax Distribution	0	2.91	C
12100.2022 2022 Personal Property Taxes			Source Code Total: 6,571.91	
10/03	Tax Distribution	0	23.48	C
10/03	Tax Distribution	0	235.92	C
10/03	Tax Distribution	0	1.82	C
10/03	Tax Distribution	0	218.04	C



Yavapai County Treasurer

Monthly Statement

Date Range: 10/1/2022 to 10/31/2022

10/04	Tax Distribution	0	12.21	C
10/04	Tax Distribution	0	10.94	C
10/05	Tax Distribution	0	5.83	C
10/05	Tax Distribution	0	37.33	C
10/05	Tax Distribution	0	11.63	C
10/06	Tax Distribution	0	3.54	C
10/06	Tax Distribution	0	22.34	C
10/06	Tax Distribution	0	231.24	C
10/06	Tax Distribution	0	1.30	C
10/06	Tax Distribution	0	1.30	C
10/07	Tax Distribution	0	4.47	C
10/07	Tax Distribution	0	56.49	C
10/07	Tax Distribution	0	32.11	C
10/07	Tax Distribution	0	25.48	C
10/07	Tax Distribution	0	23.47	C
10/10	Tax Distribution	0	90.57	C
10/10	Tax Distribution	0	4.73	C
10/10	Tax Distribution	0	105.82	C
10/10	Tax Distribution	0	2.03	C
10/10	Tax Distribution	0	10.82	C
10/10	Tax Distribution	0	4.52	C
10/11	Tax Distribution	0	.79	C
10/11	Tax Distribution	0	71.99	C
10/11	Tax Distribution	0	56.54	C
10/11	Tax Distribution	0	2.33	C
10/11	Tax Distribution	0	26.84	C
10/11	Tax Distribution	0	36.05	C
10/12	Tax Distribution	0	28.09	C
10/12	Tax Distribution	0	42.97	C
10/12	Tax Distribution	0	149.08	C
10/12	Tax Distribution	0	17.11	C
10/12	Tax Distribution	0	29.61	C
10/12	Tax Distribution	0	59.87	C
10/13	Tax Distribution	0	113.37	C
10/13	Tax Distribution	0	13.01	C
10/13	Tax Distribution	0	165.38	C
10/13	Tax Distribution	0	35.22	C
10/13	Tax Distribution	0	3.02	C
10/14	Tax Distribution	0	55.18	C
10/14	Tax Distribution	0	70.29	C
10/14	Tax Distribution	0	8.46	C
10/14	Tax Distribution	0	2.37	C
10/17	Tax Distribution	0	480.14	C



Yavapai County Treasurer

Monthly Statement

Date Range: 10/1/2022 to 10/31/2022

10/17	Tax Distribution	0	219.49	C
10/17	Tax Distribution	0	37.20	C
10/17	Tax Distribution	0	70.44	C
10/17	Tax Distribution	0	18.09	C
10/18	Tax Distribution	0	.26	C
10/18	Tax Distribution	0	16.23	C
10/18	Tax Distribution	0	165.67	C
10/18	Tax Distribution	0	94.68	C
10/18	Tax Distribution	0	80.03	C
10/18	Tax Distribution	0	7.35	C
10/18	Tax Distribution	0	12.05	C
10/19	Tax Distribution	0	21.48	C
10/19	Tax Distribution	0	2.67	C
10/19	Tax Distribution	0	45.42	C
10/19	Tax Distribution	0	17.11	C
10/19	Tax Distribution	0	34.23	C
10/19	Tax Distribution	0	5.09	C
10/19	Tax Distribution	0	269.46	C
10/20	Tax Distribution	0	66.81	C
10/20	Tax Distribution	0	18.88	C
10/20	Tax Distribution	0	21.77	C
10/20	Tax Distribution	0	65.93	C
10/20	Tax Distribution	0	9.41	C
10/20	Tax Distribution	0	45.35	C
10/20	Tax Distribution	0	1.88	C
10/20	Tax Distribution	0	6.22	C
10/21	Tax Distribution	0	19.40	C
10/21	Tax Distribution	0	97.81	C
10/21	Tax Distribution	0	50.50	C
10/21	Tax Distribution	0	18.85	C
10/21	Tax Distribution	0	35.69	C
10/21	Tax Distribution	0	4.20	C
10/24	Tax Distribution	0	43.29	C
10/24	Tax Distribution	0	8.82	C
10/24	Tax Distribution	0	38.83	C
10/24	Tax Distribution	0	45.14	C
10/24	Tax Distribution	0	16.23	C
10/24	Tax Distribution	0	33.41	C
10/24	Tax Distribution	0	8.80	C
10/25	Tax Distribution	0	34.39	C
10/25	Tax Distribution	0	324.24	C
10/25	Tax Distribution	0	49.60	C
10/25	Tax Distribution	0	22.21	C



Yavapai County Treasurer

Monthly Statement

Date Range: 10/1/2022 to 10/31/2022

10/25	Tax Distribution	0	36.46	C
10/25	Tax Distribution	0	13.78	C
10/26	Tax Distribution	0	63.46	C
10/26	Tax Distribution	0	40.25	C
10/26	Tax Distribution	0	15.62	C
10/26	Tax Distribution	0	89.60	C
10/26	Tax Distribution	0	46.14	C
10/26	Tax Distribution	0	357.35	C
10/26	Tax Distribution	0	14.07	C
10/27	Tax Distribution	0	57.19	C
10/27	Tax Distribution	0	41.21	C
10/27	Tax Distribution	0	62.41	C
10/27	Tax Distribution	0	1.49	C
10/27	Tax Distribution	0	2.19	C
10/27	Tax Distribution	0	15.64	C
10/27	Tax Distribution	0	14.48	C
10/28	Tax Distribution	0	37.37	C
10/28	Tax Distribution	0	116.62	C
10/28	Tax Distribution	0	92.20	C
10/28	Tax Distribution	0	37.39	C
10/28	Tax Distribution	0	73.04	C
10/28	Tax Distribution	0	48.31	C
10/28	Tax Distribution	0	2.88	C
10/28	Tax Distribution	0	26.85	C
10/31	Tax Distribution	0	34.60	C
10/31	Tax Distribution	0	80.46	C
10/31	Tax Distribution	0	162.27	C
10/31	Tax Distribution	0	11.89	C
10/31	Tax Distribution	0	34.79	C
10/31	Tax Distribution	0	79.32	C
10/31	Tax Distribution	0	12.83	C
92185.0 Paying Agent Fees			Source Code Total: (350.00)	
10/05	Inv# 6598717 Acct#0009281NS FY23	0	(350.00)	D
6060240000 Central Yavapai Fire Dist BDS				Ending Balance: 689,893.21

Central Yavapai Fire Bond Debt Service
Bank Reconciliation Summary
For the Bank Statement ending: 10/31/2022

BANK CONTROL ID: CYFDA - CASH/BOND BUILDING FUND		DESC: CASH/BOND BUILDING FUND	ACCOUNT NO: 1100
Beginning Balance:	10/01/22		\$117,827.04
Deposits and Credits:			\$572,416.17
Checks and Charges:			(\$350.00)
Adjustments:			\$0.00
Ending Balance Per Reconciliation:			<u>\$689,893.21</u>
Ending Balance Per Bank Statement:	10/31/22		\$689,893.21
* Outstanding Deposits and Credits:	10/31/22		\$0.00
* Outstanding Checks and Charges:	10/31/22		\$0.00
Ending Book Balance:			<u>\$689,893.21</u>

* Outstanding amounts are all outstanding credits and charges dated prior or equal to the Reconciliation date.

Central Yavapai Fire Bond Debt Service

BR Checks and Charges Cleared

For the Bank Statement ending: 10/31/22

CYFDA		Cash/Bond Building Fund	Cash/Bond Building Fund	1100	
Date	Document	Description	Module	Company	Amount
10/31/22	Cash With Yav Cty	Paying Agent Fees	GL	CYFBDS	\$350.00
TOTAL CHECKS AND CHARGES CLEARED:					\$350.00

Central Yavapai Fire Bond Debt Service

BR Checks and Charges Outstanding

For the Bank Statement ending:

<u>Date</u>	<u>Document</u>	<u>Description</u>	<u>Module</u>	<u>Company</u>	<u>Amount</u>
-------------	-----------------	--------------------	---------------	----------------	---------------

TOTAL CHECKS AND CHARGES OUTSTANDING:

Central Yavapai Fire Bond Debt Service

BR Deposits and Credits Cleared
For the Bank Statement ending: 10/31/22

CYFDA		Cash/Bond Building Fund	Cash/Bond Building Fund		1100
Date	Document	Description	Module	Company	Amount
10/31/22	Cash With Yav Cty	Tax Revenue - October, 2022	GL	CYFBDS	\$572,416.17
TOTAL DEPOSITS AND CREDITS CLEARED:					\$572,416.17

Central Yavapai Fire Bond Debt Service
BR Deposits and Credits Outstanding
For the Bank Statement ending:

Date	Document	Description	Module	Company	Amount
------	----------	-------------	--------	---------	--------

TOTAL DEPOSITS AND CREDITS OUTSTANDING:

Central Yavapai Fire Bond Debt Service
Bank Reconciliation Register

Document Number	Date	BR Status	Void?	Description	Date Cleared	Amount
MODULE: JOURNAL ENTRIES FROM GENERAL LEDGER						
BANK CONTROL ID: CYFDA - CASH/BOND BUILDING FUND						
Cash With Yav Cty	10/31/22	Marked	No	Tax Revenue - October, 2022	11/16/22	\$572,416.17
Cash With Yav Cty	10/31/22	Marked	No	Paying Agent Fees	11/16/22	\$350.00
SUB TOTAL FOR BANK:						\$572,766.17
TOTAL FOR MODULE:						\$572,766.17

Central Yavapai Fire Bond Debt Service
BR Adjustments Report
For the Bank Statement ending:

Date	Document	Description	GL Account	Offset Amt	Adj. Amt
------	----------	-------------	------------	------------	----------

DOCUMENT:

ADJUSTMENT DOCUMENT " TOTAL:

TOTAL FOR ALL ADJUSTMENTS:

11/16/22
5:04:18 PM

Central Yavapai Fire Bond Debt Service
Income Statement
(Original Budget to Actual Comparison)
For the period of 10/1/2022 Through 10/31/2022

	Account	Actual	Current Period Budget	Variance	%	Actual	Year To Date Budget	Variance	%
<u>Revenues</u>									
Tax Revenue-Other	435000	\$0.00	\$0.00	\$0.00	0.0%	\$52.34	\$0.00	\$52.34	0.0%
Net Revenues		\$0.00	\$0.00	\$0.00	0.0 %	\$52.34	\$0.00	\$52.34	0.0 %
<u>General & Administrative Expenses</u>									
Bond Debt Service Interest Expense	610000	\$0.00	\$0.00	\$0.00	0.0%	\$0.01	\$0.00	\$(0.01)	0.0%
Professional Services	640500	350.00	0.00	(350.00)	0.0	700.00	0.00	(700.00)	0.0
Total General & Administrative Expenses		\$350.00	\$0.00	\$(350.00)	0.0 %	\$700.01	\$0.00	\$(700.01)	0.0 %
Total Expenses		\$350.00		\$(350.00)		\$700.01		\$(700.01)	
Income (Loss) from Operations		\$(350.00)	\$0.00	\$(350.00)	0.0%	\$(647.67)	\$0.00	\$(647.67)	0.0%
<u>Other Income (Expense)</u>									
Bond Debt Service Tax Revenue	420000	\$572,416.17	\$0.00	\$572,416.17	0.0%	\$592,991.95	\$0.00	\$592,991.95	0.0%
Bond Debt Service Interest Revenue	430000	0.00	0.00	0.00	0.0	1,021.68	0.00	1,021.68	0.0
Total Other Income (Expense)		\$572,416.17	\$0.00	\$572,416.17	0.0 %	\$594,013.63	\$0.00	\$594,013.63	0.0 %
Net Income (Loss)		\$572,066.17	\$0.00	\$572,066.17	0.0%	\$593,365.96	\$0.00	\$593,365.96	0.0%

Central Yavapai Fire Bond Debt Service
Balance Sheet
As of 10/31/2022

Assets		
Current Assets		
Cash / Bond Debt Service	\$689,893.21	
Property Tax Receivable	25,732.74	
Deferred Revenue - Prop Tax	(17,510.05)	
Total Current Assets		\$698,115.90
Total Assets		\$698,115.90
Net Assets		
Retained Earnings	\$104,749.94	
Current Year Net Assets	593,365.96	
Total Net Assets		698,115.90
Total Liabilities and Net Assets		\$698,115.90

Central Yavapai Fire Bond Debt Service

GL Account Ledger - Detail By Period

10/1/2022 through 10/31/2022

Batch	Journal	Entry #	Date	Job	Document	Description	Debits	Credits	Balance
1100.00						CASH / BOND DEBT SERVICE			\$117,827.04
283	R	948	10/31/22		Cash With Yav Cty	Tax Revenue - October, 2022	572,416.17	-	690,243.21
284	A	952	10/31/22		Cash With Yav Cty	Paying Agent Fees	-	350.00	689,893.21
CASH / BOND DEBT SERVICE TOTALS:							\$572,416.17	\$350.00	\$689,893.21
TOTAL OF LEDGER:							\$572,416.17	\$350.00	\$689,893.21

Central Yavapai Fire Bond Debt Service

GL Trial Balance Worksheet

For The Period of 10/1/2022 through 10/31/2022

Account	Description	Balances				Adjustments
		Beginning	Debits	Credits	Ending	
1100.00	Cash / Bond Debt Service	\$117,827.04	\$572,416.17	\$350.00	\$689,893.21	
TOTALS:		<u>\$117,827.04</u>	<u>\$572,416.17</u>	<u>\$350.00</u>	<u>\$689,893.21</u>	

* Inactive accounts are marked and appear in grey.

YAVAPAI COUNTY BOARD OF SUPERVISORS



1015 FAIR STREET
PRESCOTT, ARIZONA 86305
PHONE: (928) 771-3200
FAX: (928) 771-3257
TDD: (928) 771-3530

Kim Kapin
Clerk of Board/Special Districts Coordinator
kim.kapin@yavapaiaz.gov

MEMORANDUM

TO: Central Yavapai Fire District

FROM: Kim Kapin, Clerk of the Board

DATE: August 18, 2022

RE: Cancellation of Election

Pursuant to your request, and in compliance with A.R.S. §16-410, the Yavapai County Board of Supervisors cancelled the election for two Board Members of the Central Yavapai Fire District at the August 17, 2022, Board of Supervisors Meeting, and appointed Gayle Pickett and Andrew Reinhardt to the Central Yavapai Fire District Board.

Enclosed, please find the Certificates of Election for the above-mentioned Board Members, along with an Oath of Office form. Please have the Oath read and both sides of the form completed and returned to our office upon completion.

Thank you.