

## AGENDA

**Central Arizona Fire and Medical Authority  
Chino Valley Fire District Board of Directors  
CV Regular Meeting**

**Monday, November 28, 2022, 4:00 pm - 4:30 pm**

**Central Arizona Fire and Medical Authority, Administration, 8603 E. Eastridge Drive,  
Prescott Valley**

### NOTICE OF MEETING

Pursuant to A.R.S. § 38-431.02, notice is hereby given to the members of the Chino Valley Fire District Board of Directors and the general public that the **Chino Valley Fire District** will hold a meeting open to the public on **Monday, November 28, 2022 at 4:00 p.m.** The meeting will be held at the **Central Arizona Fire and Medical Authority, Administration, 8603 E. Eastridge Drive, Prescott Valley, Arizona.** The Board may vote to go into Executive Session on any agenda item, pursuant to A.R.S. §38-431.03(A)(3) for discussion and consultation for legal advice with the District's Attorney on matters as set forth in the agenda item. The following topics and any variables thereto, will be subject to Board consideration, discussion, approval, or other action. All items are set for possible action. Members may attend in person or via remote methods of communication.

1. CALL TO ORDER / ROLL CALL OF BOARD MEMBERS
2. PLEDGE OF ALLEGIANCE
3. CALL TO THE PUBLIC

In accordance with A.R.S. §38-431.01(H) and as a matter of policy, the Chino Valley Fire District Board has decided to allow public comments as time permits. Therefore, those wishing to address the Board regarding an issue within the jurisdiction of this public body may do so in an orderly manner that includes completing a Call to the Public Form and submitting it to staff for the record. If a written statement is being read, please provide a copy to ensure it is entered into the record accurately. Individuals will be limited to speak for three (3) minutes and Call to the Public shall not exceed 15 minutes per meeting.

#### 4. CONSENT AGENDA

All matters listed under consent agenda are considered to be routine by the Chino Valley Fire District Board and will be enacted by one motion. There will be no separate discussion on these items. Any item may be removed by a Board member and will be considered separately for motion, discussion and action.

- A. Approve Regular Session Minutes - September 26, 2022
- B. Approve September General Fund and Bond Debt Service Financials
- C. Approve October General Fund and Bond Debt Service Financials

#### 5. NEW BUSINESS

- A. Discussion and Possible Direction to Staff Regarding Chino Valley Fire District Board Vacancies
- B. Discussion and Possible Direction to Staff Regarding December Meeting Date

## 6. ADJOURNMENT

Disabled persons needing reasonable accommodations should call 928-772-7711 prior to the scheduled meeting.

## MINUTES

**Central Arizona Fire and Medical Authority  
Chino Valley Fire District Board of Directors  
Regular Meeting  
Monday, September 26, 2022, 4:00 pm - 4:30 pm  
Central Arizona Fire and Medical Authority, Administration, 8603 E. Eastridge Drive,  
Prescott Valley**

### **In-Person Attendance**

Carrie Zambrano; Cynthia Gentle; Dave Dobbs; Dave Tharp; Kathy Goodman;  
Lorette Stewart

### **Remote Attendance**

Cyndy Dicus

### **Not In Attendance**

Nicolas Cornelius; Scott A Freitag; Susanne Dixon

## **NOTICE OF MEETING**

### **1. CALL TO ORDER / ROLL CALL OF BOARD MEMBERS**

**Chair Dicus called the meeting to order at 4:00 p.m.**

### **2. PLEDGE OF ALLEGIANCE**

**Chair Dicus led the Pledge of Allegiance.**

### **3. CALL TO THE PUBLIC**

**There were no public comments.**

### **4. CONSENT AGENDA**

- A. Approve Joint Special Budget Meeting Minutes - May 23, 2022
- B. Approve Joint Special Budget Meeting Minutes - May 26, 2022
- C. Approve Regular Meeting Minutes - June 27, 2022
- D. Approve Special Meeting Minutes - July 25, 2022
- E. Approve Special Executive Session Minutes - July 25, 2022
- F. Approve Special Meeting Minutes - August 8, 2022
- G. Approve June 2022 General Fund and Bond Debt Service Financials
- H. Approve July 2022 General Fund and Bond Debt Service Financials
- I. Approve August 2022 General Fund and Bond Debt Service Financials
- J. Approve Annexation and Resolution 2022-10, Ohm, 25050 N. Big Springs Ranch Rd., Parcel 303-05-134L

**Motion to approve the Consent Agenda.**

Move: Cynthia Gentle Second: Lorette Stewart Status: Passed

Yes: Dave Dobbs, Cyndy Dicus, Cynthia Gentle, Lorette Stewart, Carrie Zambrano

5. ADJOURNMENT

**Motion to adjourn at 4:02 p.m.**

Move: Carrie Zambrano Second: Cynthia Gentle Status: Passed

Yes: Dave Dobbs, Cyndy Dicus, Cynthia Gentle, Lorette Stewart, Carrie Zambrano

DRAFT

The Chino Valley Fire District Board of Directors have reviewed and approved the following monthly financial documents to include Income Statements, Balance Sheets, and Bank Reconciliations with supporting documents, Revenue and Expenditure Graphs, and Cash Flow Projections in compliance with ARS §48-805, 807:

CVFD General Fund

CVFD Bond Debt Service

---

Fire Board Chairperson	Date
------------------------	------

---

Fire Board Clerk	Date
------------------	------

**Signature indicating approval on next page.**

**CHINO VALLEY FIRE DISTRICT**  
**GENERAL FUND BANK RECONCILIATION SEPTEMBER 2022**

Reconciliation:	
Beginning Balance:	\$ 113,902.10
Tax Revenue:	\$ 69,607.67
Interest Revenue:	\$ 341.40
Fire District Deposits:	\$ -
Disbursements:	\$ (877.50)
Transfer Out - Fire Authority:	\$ (10,896.73)
Other:	\$ -
<b>Ending Balance:</b>	<b>\$ 172,076.94</b>

Difference Between Balances: \$ -

Deposits Per Bank Statement:	
Real Estate Taxes:	\$ 62,192.00
Personal Property Taxes:	\$ 2,421.53
Fire District Assistance Tax:	\$ 4,994.14
Fire District Deposit:	\$ -
Interest Revenue:	\$ 341.40
ADOT & Fish and Game In Lieu:	\$ -
Other:	\$ -
Other:	\$ -
<b>Ending Balance:</b>	<b>\$ 69,949.07</b>

Bank Statement Balance:	
Balance Per Bank:	\$ 172,076.94
Outstanding Checks:	\$ -
Outstanding Deposits:	\$ -

**Ending Balance: \$ 172,076.94**

**G/L Ending Balance: \$ 172,076.94**

**\$ 172,076.94**

Bank Reconciliation Register:	
Checks From Accounts Payable:	\$ 877.50
Other: GL JE Fire Authority Funding	\$ 10,896.73
<b>Total Checks:</b>	<b>\$ 11,774.23</b>

Deposits From Accounts Receivable: \$ -  
Other: GL JE Tax & Interest Revenue \$ 69,949.07

**Ending Balance: \$ 69,949.07**

Reconciliation Approved By:

**Scott Freitag**  
Digitally signed by Scott Freitag  
Date: 2022.10.17 15:17:58  
-07'00'  
\_\_\_\_\_  
*Scott Freitag, Fire Chief*

Reconciliation Reviewed By:

**Dave Tharp**  
Digitally signed by Dave Tharp  
Date: 2022.10.17 13:43:35  
-07'00'  
\_\_\_\_\_  
*David Tharp, Assistant Chief of Administration*

Reconciliation Prepared By:

**Karen Mauldin**  
Digitally signed by Karen  
Mauldin  
Date: 2022.10.13 15:13:16  
-07'00'  
\_\_\_\_\_  
*Karen Mauldin, Finance Manager*

**CHINO VALLEY FIRE DISTRICT**  
**General Fund Tax Collection Information**

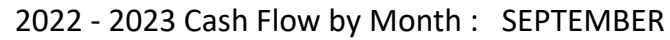
Total Levy Month	FY 16-17 \$3,547,699 Collected	FY 17-18 \$3,707,996 Collected	FY 18-19 \$3,926,501 Collected	FY 19-20 \$4,190,442 Collected	FY 20-21 \$4,497,237 Collected	FY 21-22 \$4,833,636 Collected	FY 22-23 \$5,218,024 Collected
July	\$10,160	\$24,936	\$21,890	\$14,597	\$42,316	\$26,983	\$29,396
%	0.286%	0.672%	0.557%	0.348%	0.941%	0.558%	0.563%
% To Date	0.2864%	0.6725%	0.5575%	0.3483%	0.9409%	0.5582%	0.5633%
August	\$18,803	\$10,622	\$12,226	\$10,746	\$15,526	\$11,257	\$10,089
%	0.530%	0.286%	0.311%	0.256%	0.345%	0.233%	0.193%
% To Date	0.8164%	0.9590%	0.8688%	0.6048%	1.2862%	0.7911%	0.7567%
September	\$182,315	\$178,141	\$25,209	\$30,894	\$8,143	\$54,439	\$64,614
%	5.139%	4.804%	0.642%	0.737%	0.181%	1.126%	1.238%
% To Date	5.9553%	5.7632%	1.5109%	1.3420%	1.4673%	1.9174%	1.9950%
October	\$834,512	\$1,503,325	\$1,610,381	\$1,807,742	\$1,780,309	\$1,962,817	\$0
%	23.523%	40.543%	41.013%	43.140%	39.587%	40.607%	0.000%
% To Date	29.4779%	46.3060%	42.5240%	44.4817%	41.0540%	42.5249%	1.9950%
November	\$866,615	\$290,266	\$498,787	\$373,908	\$508,805	\$535,270	\$0
%	24.428%	7.828%	12.703%	8.923%	11.314%	11.074%	0.000%
% To Date	53.9055%	54.1341%	55.2271%	53.4046%	52.3677%	53.5987%	1.9950%
December	\$227,672	\$223,661	\$236,727	\$286,760	\$399,155	\$365,096	\$0
%	6.4175%	6.0319%	6.0289%	6.8432%	8.8756%	7.5532%	0.0000%
% To Date	60.3229%	60.1659%	61.2560%	60.2478%	61.2433%	61.1520%	1.9950%
January	\$89,048	\$153,278	\$117,994	\$115,429	\$118,322	\$183,242	\$0
%	2.5100%	4.1337%	3.0051%	2.7546%	2.6310%	3.7910%	0.0000%
% To Date	62.8330%	64.2997%	64.2611%	63.0023%	63.8742%	64.9429%	1.9950%
February	\$94,094	\$95,262	\$54,476	\$104,991	\$88,422	\$74,113	\$0
%	2.6523%	2.5691%	1.3874%	2.5055%	1.9661%	1.5333%	0.0000%
% To Date	65.4852%	66.8688%	65.6485%	65.5078%	65.8404%	66.4762%	1.9950%
March	\$141,015	\$127,298	\$138,910	\$142,182	\$143,500	\$112,700	\$0
%	3.9748%	3.4331%	3.5377%	3.3930%	3.1908%	2.3316%	0.0000%
% To Date	69.4600%	70.3018%	69.1863%	68.9008%	69.0312%	68.8078%	1.9950%
April	\$821,855	\$794,289	\$955,634	\$983,917	\$1,082,230	\$1,188,626	\$0
%	23.1659%	21.4210%	24.3380%	23.4800%	24.0643%	24.5907%	0.0000%
% To Date	92.6259%	91.7228%	93.5243%	92.3809%	93.0956%	93.3985%	1.9950%
May	\$195,151	\$238,700	\$189,925	\$206,496	\$202,990	\$226,873	\$0
%	5.5008%	6.4374%	4.8370%	4.9278%	4.5137%	4.6936%	0.0000%
% To Date	98.1267%	98.1602%	98.3613%	97.3086%	97.6092%	98.0921%	1.9950%
June	\$66,097	\$80,520	\$84,895	\$49,679	\$87,815	\$85,664	\$0
%	1.8631%	2.1715%	2.1621%	1.1855%	1.9527%	1.7723%	0.0000%
% To Date	99.9898%	100.3318%	100.5234%	98.4942%	99.5619%	99.8644%	1.9950%
TOTALS	\$3,547,337	\$3,720,297	\$3,947,053	\$4,127,341	\$4,477,533	\$4,827,080	\$104,098
Delinquency	0.0102%	-0.3318%	-0.5234%	1.5058%	0.4381%	0.1356%	98.0050%

**CHINO VALLEY FIRE DISTRICT**  
**FDAT Collection Information**

Total Levy Month	FY 16-17 \$313,900 Collected	FY 17-18 \$333,290 Collected	FY 18-19 \$333,290 Collected	FY 19-20 \$366,547 Collected	FY 20-21 \$400,000 Collected	FY 21-22 \$400,000 Collected	FY 22-23 \$400,000 Collected
July	\$1,423	\$1,630	\$1,238	\$1,475	\$2,769	\$1,871	\$2,011
%	0.453%	0.489%	0.371%	0.403%	0.692%	0.468%	0.503%
% To Date	0.4533%	0.4891%	0.3715%	0.4025%	0.6923%	0.4677%	0.5026%
August	\$661	\$554	\$707	\$653	\$662	\$1,498	\$575
%	0.211%	0.166%	0.212%	0.178%	0.166%	0.375%	0.144%
% To Date	0.6638%	0.6553%	0.5835%	0.5806%	0.8579%	0.8422%	0.6465%
September	\$8,777	\$12,654	\$3,182	\$1,853	\$879	\$4,669	\$4,994
%	2.796%	3.797%	0.955%	0.505%	0.220%	1.167%	1.249%
% To Date	3.4600%	4.4520%	1.5382%	1.0861%	1.0777%	2.0095%	1.8950%
October	\$86,411	\$93,081	\$139,813	\$107,270	\$160,480	\$159,909	\$0
%	27.528%	27.928%	41.949%	29.265%	40.120%	39.977%	0.000%
% To Date	30.9881%	32.3799%	43.4877%	30.3510%	41.1979%	41.9866%	1.8950%
November	\$75,219	\$74,651	\$59,861	\$30,666	\$48,339	\$52,249	\$0
%	23.9628%	22.3983%	17.9606%	8.3663%	12.0848%	13.0622%	0.0000%
% To Date	54.9510%	54.7782%	61.4483%	38.7172%	53.2826%	55.0488%	1.8950%
December	\$24,923	\$21,663	\$25,413	\$112,035	\$39,219	\$35,029	\$0
%	7.9398%	6.4997%	7.6250%	30.5650%	9.8048%	8.7572%	0.0000%
% To Date	62.8907%	61.2779%	69.0733%	69.2822%	63.0874%	63.8060%	1.8950%
January	\$11,762	\$16,138	\$11,149	\$11,446	\$12,625	\$15,294	\$0
%	3.7471%	4.8420%	3.3450%	3.1227%	3.1562%	3.8235%	0.0000%
% To Date	66.6378%	66.1199%	72.4183%	72.4049%	66.2436%	67.6294%	1.8950%
February	\$8,291	\$8,056	\$7,409	\$10,419	\$6,657	\$5,785	\$0
%	2.641%	2.417%	2.223%	2.842%	1.664%	1.446%	0.000%
% To Date	69.2790%	68.5368%	74.6413%	75.2473%	67.9079%	69.0756%	1.8950%
March	\$12,638	\$12,174	\$13,713	\$13,361	\$10,897	\$8,259	\$0
%	4.0263%	3.6528%	4.1143%	3.6452%	2.7242%	2.0646%	0.0000%
% To Date	73.3052%	72.1897%	78.7556%	78.8925%	70.6320%	71.1403%	1.8950%
April	\$62,586	\$63,209	\$79,859	\$85,315	\$88,842	\$89,498	\$0
%	19.9382%	18.9651%	23.9607%	23.2754%	22.2104%	22.3745%	0.0000%
% To Date	93.2434%	91.1548%	102.7164%	102.1679%	92.8424%	93.5148%	1.8950%
May	\$23,662	\$23,731	\$18,881	\$21,832	\$19,620	\$19,623	\$0
%	7.5381%	7.1201%	5.6650%	5.9561%	4.9050%	4.9058%	0.0000%
% To Date	100.7815%	98.2749%	108.3813%	108.1240%	97.7475%	98.4206%	1.8950%
June	\$4,682	\$5,094	\$5,726	\$4,474	\$6,987	\$6,978	\$0
%	1.4917%	1.5285%	1.7181%	1.2206%	1.7468%	1.7445%	0.0000%
% To Date	102.2732%	99.8034%	110.0995%	109.3446%	99.4943%	100.1651%	1.8950%
TOTALS	\$321,035	\$332,635	\$366,951	\$400,799	\$397,977	\$400,660	\$7,580
Delinquency	-2.2732%	0.1966%	-10.0995%	-9.3446%	0.5057%	-0.1651%	98.1050%

100.0000% 100.0000% 100.0000% 100.0000% 100.0000% 100.0000% 100.0000%



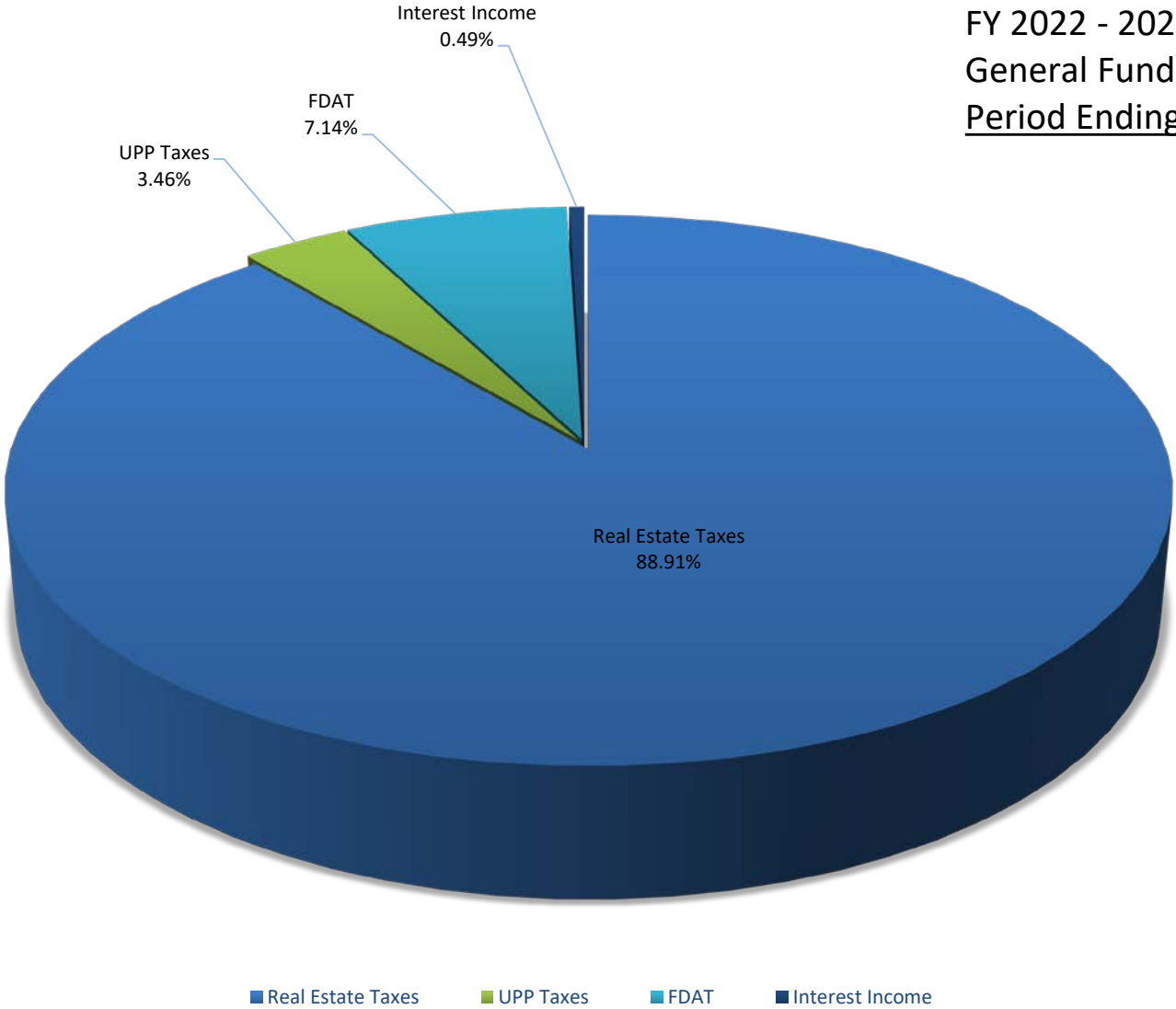


Cash Balance	20,000	(509)	57,666
(Carryover)			

**CHINO VALLEY FIRE DISTRICT  
REVENUE GRAPH DATA**

	<b>Revenue</b>	<b>Budget</b>	<b>%</b>
Real Estate Taxes	\$ 62,192	\$ 5,218,024	88.91
UPP Taxes	\$ 2,422	\$ -	3.46
FDAT	\$ 4,994	\$ 400,000	7.14
Interest Income	\$ 341	\$ -	0.49
Other Income	\$ -	\$ 2,000	0.00
<b>TOTALS:</b>	<b>\$ 69,949</b>	<b>\$ 5,620,024</b>	<b>100.00</b>

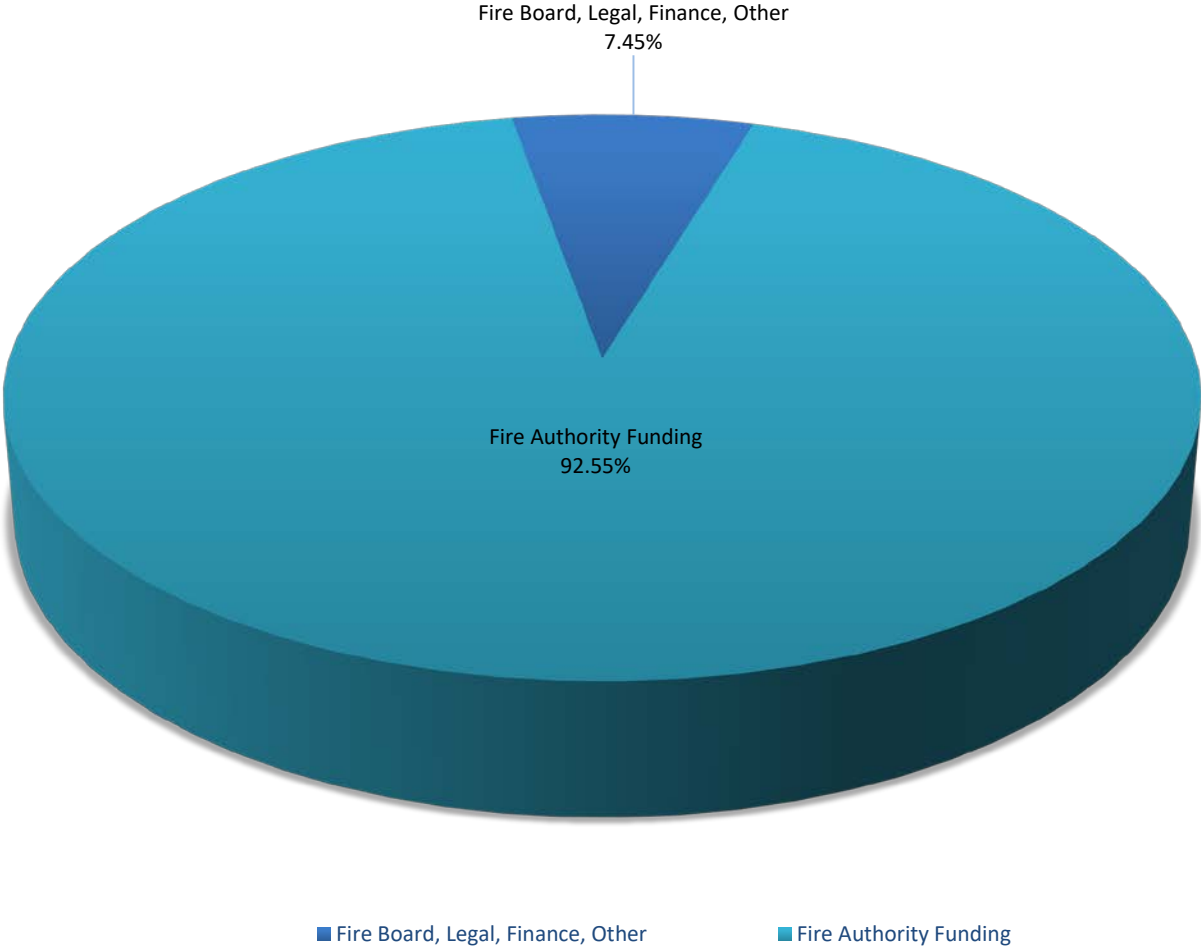
Chino Valley Fire District  
FY 2022 - 2023  
General Fund Revenue  
Period Ending 09/30/22



**CHINO VALLEY FIRE DISTRICT  
EXPENSE GRAPH DATA**

	<b>Revenue</b>	<b>Budget</b>	<b>%</b>
Fire Board, Legal, Finance, Other	\$ 878	\$ 44,500	7.45
Miscellaneous	\$ -	\$ -	-
Fire Authority Funding	\$ 10,897	\$ 5,575,524	92.55
<b>TOTALS:</b>	<b>\$ 11,774</b>	<b>\$ 5,620,024</b>	<b>100.00</b>

Chino Valley Fire District  
FY 2022 - 2023  
General Fund Expenditures  
Period Ending 09/30/22



**CHINO VALLEY FIRE DISTRICT**  
**GENERAL FUND - SEPTEMBER, 2022**

Real Estate Taxes:	\$	62,192.00
UPP Taxes:	\$	2,421.53
FDAT:	\$	4,994.14
Interest Received:	\$	341.40
Other:	\$	-
<hr/>		
TOTAL:	\$	69,949.07
<hr/>		

Transferred to CAFMA:	\$	10,896.73
-----------------------	----	-----------



# Yavapai County Treasurer

## Monthly Statement

Date Range: 9/1/2022 to 9/30/2022

**Chino Valley Fire Dist GF**  
**Fund: 6065540000**



# Yavapai County Treasurer

## Monthly Statement

Date Range: 9/1/2022 to 9/30/2022

Account	Period	YTD		
<b>6065540000</b>	<b>Chino Valley Fire Dist GF</b>			
Begin Balance:	113,902.10	196,165.28		
Income:	69,949.07 ✓	112,251.97		
LOC Advance:	.00	.00		
Expense:	(11,774.23)	(136,340.31)	LOC:	.00
LOC Payments:	.00	.00	Warrants Outstanding:	.00
Cash Balance:	172,076.94	172,076.94	End:	172,076.94

### Monthly Statement Summary

Source Code	Description		MTDAmount	YTDAmount
<b>6065540000</b>	<b>Chino Valley Fire Dist GF</b>	<b>Beginning Balance:</b>	113,902.10	196,165.28
11100.2021	2021 Real Estate Taxes		5,080.98	38,456.39
11100.2022	2022 Real Estate Taxes		57,111.02	57,111.02
12100.2010	2010 Personal Property Taxes		2.35	16.65
12100.2017	2017 Personal Property Taxes		8.46	25.57
12100.2018	2018 Personal Property Taxes		.00	114.61
12100.2019	2019 Personal Property Taxes		.00	213.80
12100.2020	2020 Personal Property Taxes		.00	1,462.10
12100.2021	2021 Personal Property Taxes		235.77	4,522.72
12100.2022	2022 Personal Property Taxes		2,174.95	2,174.95
37150.0	FDAT Distributions		4,994.14	7,579.98
38109.0	Interest on Investments St Treas		312.57	543.13
38113.0	Interest on Investments-Wells Fargo		28.83	31.05
90002.0	Interest Pd on Tax Roll Corrections		.00	(.66)
91032.0	Warrants Redeemed		(877.50)	(877.50)
91702.0	Transfer out		(10,896.73)	(135,462.15)
		<b>Ending Balance:</b>	<b>172,076.94</b>	<b>172,076.94</b>

### Monthly Statement Detail

Date	Notes	Doc #	Amount	C/D
<b>6065540000</b>	<b>Chino Valley Fire Dist GF</b>		<b>Beginning Balance: 113,902.10</b>	
11100.2021	2021 Real Estate Taxes		Source Code Total: 5,080.98	
09/01	Tax Distribution	0	219.15	C
09/02	Tax Distribution	0	310.22	C
09/06	Tax Distribution	0	33.66	C
09/06	Tax Distribution	0	49.12	C
09/06	Tax Distribution	0	204.85	C
09/07	Tax Distribution	0	148.64	C
09/07	Tax Distribution	0	187.56	C
09/08	Tax Distribution	0	96.66	C
09/09	Tax Distribution	0	5.92	C





# Yavapai County Treasurer

## Monthly Statement

Date Range: 9/1/2022 to 9/30/2022

09/09	Tax Distribution	0	1.20	C
09/12	Tax Distribution	0	381.97	C
09/15	Tax Distribution	0	102.47	C
09/16	Tax Distribution	0	4.87	C
09/19	Tax Distribution	0	708.29	C
09/19	Tax Distribution	0	610.24	C
09/21	Tax Distribution	0	695.77	C
09/21	Tax Distribution	0	533.70	C
09/22	Tax Distribution	0	106.78	C
09/23	Tax Distribution	0	30.02	C
09/26	Tax Distribution	0	45.49	C
09/27	Tax Distribution	0	119.90	C
09/28	Tax Distribution	0	149.96	C
09/29	Tax Distribution	0	218.91	C
09/30	Tax Distribution	0	115.63	C
11100.2022 2022 Real Estate Taxes			Source Code Total: 57,111.02	
09/09	Tax Distribution	0	505.09	C
09/12	Tax Distribution	0	485.13	C
09/12	Tax Distribution	0	10.63	C
09/12	Tax Distribution	0	106.81	C
09/13	Tax Distribution	0	1,506.74	C
09/14	Tax Distribution	0	1,303.69	C
09/14	Tax Distribution	0	15,183.50	C
09/15	Tax Distribution	0	1,026.17	C
09/15	Tax Distribution	0	746.75	C
09/16	Tax Distribution	0	1,461.62	C
09/16	Tax Distribution	0	1,249.88	C
09/19	Tax Distribution	0	1,226.76	C
09/19	Tax Distribution	0	59.35	C
09/19	Tax Distribution	0	1,031.44	C
09/20	Tax Distribution	0	285.26	C
09/20	Tax Distribution	0	414.60	C
09/20	Tax Distribution	0	91.07	C
09/20	Tax Distribution	0	43.44	C
09/21	Tax Distribution	0	191.04	C
09/21	Tax Distribution	0	985.92	C
09/22	Tax Distribution	0	570.65	C
09/22	Tax Distribution	0	950.28	C
09/23	Tax Distribution	0	1,662.46	C
09/23	Tax Distribution	0	6,205.06	C
09/26	Tax Distribution	0	111.00	C
09/26	Tax Distribution	0	2,163.23	C
09/26	Tax Distribution	0	1,349.53	C



# Yavapai County Treasurer

## Monthly Statement

Date Range: 9/1/2022 to 9/30/2022

09/27	Tax Distribution	0	5,242.81	C
09/27	Tax Distribution	0	324.23	C
09/28	Tax Distribution	0	1,010.98	C
09/28	Tax Distribution	0	1,349.83	C
09/28	Tax Distribution	0	445.77	C
09/29	Tax Distribution	0	1,000.21	C
09/29	Tax Distribution	0	352.44	C
09/30	Tax Distribution	0	4,565.78	C
09/30	Tax Distribution	0	354.69	C
09/30	Tax Distribution	0	1,537.18	C
12100.2010 2010 Personal Property Taxes			Source Code Total: 2.35	
09/09	Tax Distribution	0	2.35	C
12100.2017 2017 Personal Property Taxes			Source Code Total: 8.46	
09/14	Tax Distribution	0	8.46	C
12100.2021 2021 Personal Property Taxes			Source Code Total: 235.77	
09/08	Tax Distribution	0	39.35	C
09/09	Tax Distribution	0	5.54	C
09/14	Tax Distribution	0	190.88	C
12100.2022 2022 Personal Property Taxes			Source Code Total: 2,174.95	
09/09	Tax Distribution	0	2.27	C
09/12	Tax Distribution	0	122.24	C
09/13	Tax Distribution	0	162.57	C
09/14	Tax Distribution	0	191.63	C
09/19	Tax Distribution	0	110.08	C
09/19	Tax Distribution	0	39.83	C
09/20	Tax Distribution	0	217.30	C
09/26	Tax Distribution	0	99.88	C
09/27	Tax Distribution	0	74.79	C
09/29	Tax Distribution	0	188.24	C
09/29	Tax Distribution	0	250.88	C
09/29	Tax Distribution	0	171.21	C
09/30	Tax Distribution	0	155.45	C
09/30	Tax Distribution	0	388.58	C
37150.0 FDAT Distributions			Source Code Total: 4,994.14	
09/01	Fire Dist Assistance Tax 0.139752	0	34.90	C
09/02	Fire Dist Assistance Tax 0.139752	0	21.65	C
09/06	Fire Dist Assistance Tax 0.139752	0	30.65	C
09/07	Fire Dist Assistance Tax 0.139752	0	9.37	C
09/08	Fire Dist Assistance Tax 0.139752	0	8.85	C
09/09	Fire Dist Assistance Tax 0.139752	0	58.79	C
09/12	Fire Dist Assistance Tax 0.139752	0	142.31	C
09/13	Fire Dist Assistance Tax 0.139752	0	106.85	C
09/14	Fire Dist Assistance Tax 0.139752	0	347.00	C



# Yavapai County Treasurer

## Monthly Statement

Date Range: 9/1/2022 to 9/30/2022

09/15	Fire Dist Assistance Tax 0.139752	0	266.41	C
09/16	Fire Dist Assistance Tax 0.139752	0	243.11	C
09/19	Fire Dist Assistance Tax 0.139752	0	391.07	C
09/20	Fire Dist Assistance Tax 0.139752	0	152.49	C
09/21	Fire Dist Assistance Tax 0.139752	0	313.10	C
09/22	Fire Dist Assistance Tax 0.139752	0	295.08	C
09/23	Fire Dist Assistance Tax 0.139752	0	349.56	C
09/26	Fire Dist Assistance Tax 0.139752	0	531.61	C
09/27	Fire Dist Assistance Tax 0.139752	0	323.08	C
09/28	Fire Dist Assistance Tax 0.139752	0	201.59	C
09/29	Fire Dist Assistance Tax 0.139752	0	152.43	C
09/30	Fire Dist Assistance Tax 0.139752	0	1,014.24	C
38109.0 Interest on Investments St Treas			Source Code Total: 312.57	
09/28	Investment Interest	0	312.57	C
38113.0 Interest on Investments-Wells Fargo			Source Code Total: 28.83	
09/30	Investment Interest	0	28.83	C
91032.0 Warrants Redeemed			Source Code Total: (877.50)	
09/19	Paid Warrants	0	(877.50)	D
91702.0 Transfer out			Source Code Total: (10,896.73)	
09/21	Transfer Request per km	0	(10,896.73)	D
6065540000 Chino Valley Fire Dist GF			<b>Ending Balance: 172,076.94</b>	

### Warrant Detail

Payee Name	Warrant	Amount	Issue Dt	Status Dt	Voucher
6065540000 Chino Valley Fire Dist GF		Account Total: 877.50			
Fund: 0655		Fund Total: 877.50			
Status: PAID		Status Total: 877.50			
/	0706550038	877.50	09/01/22	09/19/22	
		Count	Amount		
Total PAID:		1	877.50		

Chino Valley Fire District  
Bank Reconciliation Summary  
For the Bank Statement ending: 9/30/2022

BANK CONTROL ID: GEN - GENERAL FUND		DESC: GENERAL FUND	ACCOUNT NO: 000000000000000
Beginning Balance:	09/01/22		\$113,902.10
Deposits and Credits:			\$69,949.07
Checks and Charges:			(\$11,774.23)
Adjustments:			\$0.00
Ending Balance Per Reconciliation:			\$172,076.94
Ending Balance Per Bank Statement:	09/30/22		\$172,076.94
* Outstanding Deposits and Credits:	09/30/22		\$0.00
* Outstanding Checks and Charges:	09/30/22		\$0.00
Ending Book Balance:			\$172,076.94

\* Outstanding amounts are all outstanding credits and charges dated prior or equal to the Reconciliation date.

Chino Valley Fire District  
BR Checks and Charges Cleared  
For the Bank Statement ending: 9/30/22

GEN		General Fund			0000000000000000	
Date	Document	Description	Module	Company	Amount	
09/01/22	706550038	Law Off. of Nicolas Cornelius	AP	CHINOV	\$877.50	
09/30/22	Fire Auth Funding	Fire Authority Funding - Septe	GL	CHINOV	\$10,896.73	
TOTAL CHECKS AND CHARGES CLEARED:					\$11,774.23	

**Chino Valley Fire District**  
BR Checks and Charges Outstanding  
For the Bank Statement ending:

<u>Date</u>	<u>Document</u>	<u>Description</u>	<u>Module</u>	<u>Company</u>	<u>Amount</u>
-------------	-----------------	--------------------	---------------	----------------	---------------

TOTAL CHECKS AND CHARGES OUTSTANDING:

Chino Valley Fire District  
BR Deposits and Credits Cleared  
For the Bank Statement ending: 9/30/22

GEN		General Fund			0000000000000000
Date	Document	Description	Module	Company	Amount
09/30/22	Cash With Yav Cty	GF Tax & Interest Revenue Sept	GL	CHINOV	\$69,949.07
TOTAL DEPOSITS AND CREDITS CLEARED:					\$69,949.07

**Chino Valley Fire District**  
BR Deposits and Credits Outstanding  
For the Bank Statement ending:

Date	Document	Description	Module	Company	Amount
------	----------	-------------	--------	---------	--------

TOTAL DEPOSITS AND CREDITS OUTSTANDING:



Chino Valley Fire District  
Bank Reconciliation Register

Document Number	Date	BR Status	Void?	Description	Date Cleared	Amount
-----------------	------	-----------	-------	-------------	--------------	--------

MODULE: CHECKS FROM ACCOUNTS PAYABLE

BANK CONTROL ID: GEN - GENERAL FUND

706550038	09/01/22	Marked	No	Law Off. of Nicolas Cornelius	10/13/22	\$877.50
SUB TOTAL FOR BANK:						\$877.50
TOTAL FOR MODULE:						\$877.50

MODULE: JOURNAL ENTRIES FROM GENERAL LEDGER

BANK CONTROL ID: GEN - GENERAL FUND

Cash With Yav Cty	09/30/22	Marked	No	GF Tax & Interest Revenue Sept	10/13/22	\$69,949.07
Fire Auth Funding	09/30/22	Marked	No	Fire Authority Funding - Septe	10/13/22	\$10,896.73
SUB TOTAL FOR BANK:						\$80,845.80
TOTAL FOR MODULE:						\$80,845.80

Chino Valley Fire District  
BR Adjustments Report  
For the Bank Statement ending:

Date	Document	Description	GL Account	Offset Amt	Adj. Amt
------	----------	-------------	------------	------------	----------

DOCUMENT:

ADJUSTMENT DOCUMENT " TOTAL:

TOTAL FOR ALL ADJUSTMENTS:

10/13/22  
2:49:18 PM

**Chino Valley Fire District**  
Income Statement  
(Original Budget to Actual Comparison)  
For the period of 9/1/2022 Through 9/30/2022

Fund: (10) General Fund

	Account	Actual	Current Period Budget	Variance	%	Actual	Year To Date Budget	Variance	%
<b><u>Revenues</u></b>									
Real Estate Tax	10400000000	\$62,192.00	\$0.00	\$62,192.00	0.0%	\$4,805,430.90	\$5,218,024.00	\$(412,593.10)	(7.9)%
Personal Property Tax	10410000000	2,421.53	0.00	2,421.53	0.0	127,016.48	0.00	127,016.48	0.0
Fire District Assistance Tax	10420000000	4,994.14	0.00	4,994.14	0.0	408,240.37	400,000.00	8,240.37	2.1
Interest Income-General Fund	10490000000	341.40	0.00	341.40	0.0	1,807.88	0.00	1,807.88	0.0
Rebates/Refunds	10500000000	0.00	0.00	0.00	0.0	0.00	2,000.00	(2,000.00)	(100.0)
Misc. Revenues	10510000000	0.00	0.00	0.00	0.0	4.38	0.00	4.38	0.0
<b>Net Revenues</b>		<b>\$69,949.07</b>	<b>\$0.00</b>	<b>\$69,949.07</b>	<b>0.0 %</b>	<b>\$5,342,500.01</b>	<b>\$5,620,024.00</b>	<b>\$(277,523.99)</b>	<b>(4.9)%</b>
<b><u>Program Expenses</u></b>									
Fire Authority Funding	10670010000	\$10,896.73	\$0.00	\$(10,896.73)	0.0%	\$5,366,393.75	\$5,575,524.00	\$209,130.25	3.8%
<b>Total Program Expenses</b>		<b>\$10,896.73</b>	<b>\$0.00</b>	<b>\$(10,896.73)</b>	<b>0.0 %</b>	<b>\$5,366,393.75</b>	<b>\$5,575,524.00</b>	<b>\$209,130.25</b>	<b>3.8 %</b>
<b><u>Fund Raising Expenses</u></b>									
Audit & Accounting	10640010000	\$0.00	\$0.00	\$0.00	0.0%	\$4,000.00	\$8,000.00	\$4,000.00	50.0%
Other Prof Services/Admin	10640510000	0.00	0.00	0.00	0.0	0.00	30,500.00	30,500.00	100.0
Legal Services - Routine	10641010000	877.50	0.00	(877.50)	0.0	2,224.50	5,000.00	2,775.50	55.5
Fire Board Expenses	10644110000	0.00	0.00	0.00	0.0	551.06	1,000.00	448.94	44.9
Misc/Admin	10661010000	0.00	0.00	0.00	0.0	15.84	0.00	(15.84)	0.0
Contingency Expense - Current	10780130000	0.00	0.00	0.00	0.0	0.00	20,000.00	20,000.00	100.0
<b>Total Fund Raising Expenses</b>		<b>\$877.50</b>	<b>\$0.00</b>	<b>\$(877.50)</b>	<b>0.0 %</b>	<b>\$6,791.40</b>	<b>\$64,500.00</b>	<b>\$57,708.60</b>	<b>89.5 %</b>
<b>Total Expenses</b>		<b>\$11,774.23</b>		<b>\$(11,774.23)</b>		<b>\$5,373,185.15</b>	<b>\$5,640,024.00</b>	<b>\$266,838.85</b>	<b>4.7%</b>
<b>Net Income (Loss)</b>		<b>\$58,174.84</b>	<b>\$0.00</b>	<b>\$58,174.84</b>	<b>0.0%</b>	<b>\$(30,685.14)</b>	<b>\$(20,000.00)</b>	<b>\$(10,685.14)</b>	<b>(53.4)%</b>

10/13/22  
2:49:30 PM

**Chino Valley Fire District**

Balance Sheet

As of 9/30/2022

Fund: (10) General Fund

**Assets**

**Current Assets**

Cash with Yavapai County	\$172,076.94	
Taxes Receivable	154,159.98	
Total Current Assets		\$326,236.92
<b>Total Assets</b>		<b>\$326,236.92</b>

**Liabilities and Net Assets**

**Current Liabilities**

Accounts Payable	\$270.00	
Deferred Compensation (Prop Tax)	114,675.70	
Total Current Liabilities		\$114,945.70
<b>Total Liabilities</b>		<b>\$114,945.70</b>

**Net Assets**

Fund Balance	\$241,976.93	
Current Year Net Assets	(30,685.14)	
<b>Total Net Assets</b>		<b>211,291.79</b>
<b>Total Liabilities and Net Assets</b>		<b>\$326,237.49</b>

**Chino Valley Fire District**  
GL Account Ledger - Detail By Period  
9/1/2022 through 9/30/2022

Batch	Journal	Entry #	Date	Job	Document	Description	Debits	Credits	Balance
<b>10.1100.0.0.000</b>			<b>CASH WITH YAVAPAI COUNTY</b>						<b>\$113,902.10</b>
2266	CD	144012	09/01/22		706550038	Law Off. of Nicolas Cornelius - Cash Disbursement CORNIC	-	877.50	113,024.60
2270	GJ	144027	09/30/22		Cash With Yav Cty	GF Tax & Interest Revenue Sept 2022	69,949.07	-	182,973.67
2269	GJ	144026	09/30/22		Fire Auth Funding	Fire Authority Funding - September, 2022	-	10,896.73	172,076.94
<b>CASH WITH YAVAPAI COUNTY TOTALS:</b>							<b>\$69,949.07</b>	<b>\$11,774.23</b>	<b>\$172,076.94</b>
<b>TOTAL OF LEDGER:</b>							<b>\$69,949.07</b>	<b>\$11,774.23</b>	<b>\$172,076.94</b>

**Chino Valley Fire District**  
GL Trial Balance Worksheet  
For The Period of 9/1/2022 through 9/30/2022

Account	Description	Balances				Adjustments
		Beginning	Debits	Credits	Ending	
10.1100.0.0.000	Cash with Yavapai County	\$113,902.10	\$69,949.07	\$11,774.23	\$172,076.94	
TOTALS:		<u>\$113,902.10</u>	<u>\$69,949.07</u>	<u>\$11,774.23</u>	<u>\$172,076.94</u>	

\* Inactive accounts are marked and appear in grey.

**CHINO VALLEY FIRE DISTRICT**  
**BOND DEBT SERVICE ACCOUNT BANK RECONCILIATION SEPTEMBER, 2022**

**Reconciliation:**

Beginning Balance (CVFD):	\$	51,038.31
Tax Revenue:	\$	5,513.09
Interest Revenue:	\$	101.98
Fire District Deposits:	\$	-
Principal/Interest Payments:	\$	-
Interest Paid on Tax Roll Corrections:	\$	-
<b>Ending Balance:</b>	<b>\$</b>	<b>56,653.38</b>

Difference Between Balances: \$ -

**Bank Statement Balance:**

Balance Per Bank:	\$	56,653.38
Outstanding Checks:	\$	-
Outstanding Deposits:	\$	-

**Ending Balance: \$ 56,653.38**

**Deposits Per Bank Statement:**

Fire District Deposits:	\$	-
Real Estate Taxes:	\$	5,306.08
Personal Property Taxes:	\$	207.01
Interest Revenue:	\$	101.98
Other:		
<b>Ending Balance:</b>	<b>\$</b>	<b>5,615.07</b>

Reconciliation Approved By:

**Scott Freitag**

Digitally signed by Scott Freitag  
Date: 2022.10.17 15:18:44 -07'00'

*Scott Freitag, Fire Chief*

Reconciliation Reviewed By:

**Dave Tharp**

Digitally signed by Dave Tharp  
Date: 2022.10.17 13:46:44 -07'00'

*David Tharp, Assistant Chief of Administration*

Reconciliation Prepared By:

**Karen Mauldin**

Digitally signed by Karen Mauldin  
Date: 2022.10.13 17:05:29 -07'00'

*Karen Mauldin, Finance Manager*

**CHINO VALLEY FIRE DISTRICT**  
**BOND DEBT FUND - SEPTEMBER, 2022**

---

Real Estate Taxes:	\$	5,306.08
UPP Taxes:	\$	207.01
Interest Received:	\$	101.98
Other:	\$	-

---

TOTAL:	\$	5,615.07
--------	----	----------

---

---





# Yavapai County Treasurer

## Monthly Statement

Date Range: 9/1/2022 to 9/30/2022

**Chino Valley Fire Dist BDS**  
**Fund: 6065640700**



# Yavapai County Treasurer

## Monthly Statement

Date Range: 9/1/2022 to 9/30/2022

Account	Period	YTD		
<b>6065640700</b>	<b>Chino Valley Fire Dist BDS</b>			
Begin Balance:	51,038.31	47,309.77		
Income:	5,615.07 ✓	9,343.67		
LOC Advance:	.00	.00		
Expense:	.00	(.06)	LOC:	.00
LOC Payments:	.00	.00	Warrants Outstanding:	.00
Cash Balance:	56,653.38	56,653.38	End:	56,653.38

### Monthly Statement Summary

Source Code	Description		MTDAmount	YTDAmount
<b>6065640700</b>	<b>Chino Valley Fire Dist BDS</b>	<b>Beginning Balance:</b>	<b>51,038.31</b>	<b>47,309.77</b>
11100.2021	2021 Real Estate Taxes		445.05	3,368.63
11100.2022	2022 Real Estate Taxes		4,861.03	4,861.03
12100.2010	2010 Personal Property Taxes		.25	1.78
12100.2017	2017 Personal Property Taxes		.96	2.90
12100.2018	2018 Personal Property Taxes		.00	12.29
12100.2019	2019 Personal Property Taxes		.00	21.26
12100.2020	2020 Personal Property Taxes		.00	133.47
12100.2021	2021 Personal Property Taxes		20.66	396.20
12100.2022	2022 Personal Property Taxes		185.14	185.14
38109.0	Interest on Investments St Treas		93.37	349.88
38113.0	Interest on Investments-Wells Fargo		8.61	11.09
90002.0	Interest Pd on Tax Roll Corrections		.00	(.06)
	<b>Ending Balance:</b>		<b>56,653.38</b>	<b>56,653.38</b>

### Monthly Statement Detail

Date	Notes	Doc #	Amount	C/D
<b>6065640700</b>	<b>Chino Valley Fire Dist BDS</b>		<b>Beginning Balance: 51,038.31</b>	
11100.2021	2021 Real Estate Taxes		Source Code Total: 445.05	
09/01	Tax Distribution	0	19.19	C
09/02	Tax Distribution	0	27.17	C
09/06	Tax Distribution	0	2.95	C
09/06	Tax Distribution	0	4.30	C
09/06	Tax Distribution	0	17.94	C
09/07	Tax Distribution	0	13.02	C
09/07	Tax Distribution	0	16.42	C
09/08	Tax Distribution	0	8.46	C
09/09	Tax Distribution	0	.52	C
09/09	Tax Distribution	0	.11	C
09/12	Tax Distribution	0	33.46	C
09/15	Tax Distribution	0	8.98	C



# Yavapai County Treasurer

## Monthly Statement

Date Range: 9/1/2022 to 9/30/2022

09/16	Tax Distribution	0	.43	C
09/19	Tax Distribution	0	62.03	C
09/19	Tax Distribution	0	53.46	C
09/21	Tax Distribution	0	60.95	C
09/21	Tax Distribution	0	46.75	C
09/22	Tax Distribution	0	9.35	C
09/23	Tax Distribution	0	2.63	C
09/26	Tax Distribution	0	3.99	C
09/27	Tax Distribution	0	10.50	C
09/28	Tax Distribution	0	13.14	C
09/29	Tax Distribution	0	19.17	C
09/30	Tax Distribution	0	10.13	C
11100.2022 2022 Real Estate Taxes			Source Code Total: 4,861.03	
09/09	Tax Distribution	0	42.99	C
09/12	Tax Distribution	0	41.29	C
09/12	Tax Distribution	0	.90	C
09/12	Tax Distribution	0	9.09	C
09/13	Tax Distribution	0	128.25	C
09/14	Tax Distribution	0	110.97	C
09/14	Tax Distribution	0	1,292.35	C
09/15	Tax Distribution	0	87.35	C
09/15	Tax Distribution	0	63.56	C
09/16	Tax Distribution	0	124.40	C
09/16	Tax Distribution	0	106.39	C
09/19	Tax Distribution	0	104.40	C
09/19	Tax Distribution	0	5.05	C
09/19	Tax Distribution	0	87.79	C
09/20	Tax Distribution	0	24.28	C
09/20	Tax Distribution	0	35.29	C
09/20	Tax Distribution	0	7.75	C
09/20	Tax Distribution	0	3.68	C
09/21	Tax Distribution	0	16.26	C
09/21	Tax Distribution	0	83.92	C
09/22	Tax Distribution	0	48.57	C
09/22	Tax Distribution	0	80.89	C
09/23	Tax Distribution	0	141.50	C
09/23	Tax Distribution	0	528.16	C
09/26	Tax Distribution	0	9.44	C
09/26	Tax Distribution	0	184.12	C
09/26	Tax Distribution	0	114.88	C
09/27	Tax Distribution	0	446.24	C
09/27	Tax Distribution	0	27.59	C
09/28	Tax Distribution	0	86.04	C



# Yavapai County Treasurer

## Monthly Statement

Date Range: 9/1/2022 to 9/30/2022

09/28	Tax Distribution	0	114.89	C
09/28	Tax Distribution	0	37.95	C
09/29	Tax Distribution	0	85.15	C
09/29	Tax Distribution	0	30.00	C
09/30	Tax Distribution	0	388.62	C
09/30	Tax Distribution	0	30.19	C
09/30	Tax Distribution	0	130.84	C
12100.2010 2010 Personal Property Taxes			Source Code Total: .25	
09/09	Tax Distribution	0	.25	C
12100.2017 2017 Personal Property Taxes			Source Code Total: .96	
09/14	Tax Distribution	0	.96	C
12100.2021 2021 Personal Property Taxes			Source Code Total: 20.66	
09/08	Tax Distribution	0	3.45	C
09/09	Tax Distribution	0	.49	C
09/14	Tax Distribution	0	16.72	C
12100.2022 2022 Personal Property Taxes			Source Code Total: 185.14	
09/09	Tax Distribution	0	.19	C
09/12	Tax Distribution	0	10.40	C
09/13	Tax Distribution	0	13.84	C
09/14	Tax Distribution	0	16.31	C
09/19	Tax Distribution	0	9.37	C
09/19	Tax Distribution	0	3.39	C
09/20	Tax Distribution	0	18.50	C
09/26	Tax Distribution	0	8.50	C
09/27	Tax Distribution	0	6.37	C
09/29	Tax Distribution	0	16.02	C
09/29	Tax Distribution	0	21.36	C
09/29	Tax Distribution	0	14.58	C
09/30	Tax Distribution	0	13.23	C
09/30	Tax Distribution	0	33.08	C
38109.0 Interest on Investments St Treas			Source Code Total: 93.37	
09/28	Investment Interest	0	93.37	C
38113.0 Interest on Investments-Wells Fargo			Source Code Total: 8.61	
09/30	Investment Interest	0	8.61	C
6065640700 Chino Valley Fire Dist BDS			<b>Ending Balance: 56,653.38</b>	

Chino Valley Fire District  
Bank Reconciliation Summary  
For the Bank Statement ending: 9/30/2022

BANK CONTROL ID: BDS - YAVAPAI COUNTY TREASURER		DESC: BOND DEBT SERVICE	ACCOUNT NO: 6-65640-7000
Beginning Balance:	09/01/22		\$51,038.31
Deposits and Credits:			\$5,615.07
Checks and Charges:			\$0.00
Adjustments:			\$0.00
Ending Balance Per Reconciliation:			\$56,653.38
Ending Balance Per Bank Statement:	09/30/22		\$56,653.38
* Outstanding Deposits and Credits:	09/30/22		\$0.00
* Outstanding Checks and Charges:	09/30/22		\$0.00
Ending Book Balance:			\$56,653.38

\* Outstanding amounts are all outstanding credits and charges dated prior or equal to the Reconciliation date.

Chino Valley Fire District  
BR Checks and Charges Cleared  
For the Bank Statement ending:

Date	Document	Description	Module	Company	Amount
------	----------	-------------	--------	---------	--------

TOTAL CHECKS AND CHARGES CLEARED:

**Chino Valley Fire District**  
BR Checks and Charges Outstanding  
For the Bank Statement ending:

<u>Date</u>	<u>Document</u>	<u>Description</u>	<u>Module</u>	<u>Company</u>	<u>Amount</u>
-------------	-----------------	--------------------	---------------	----------------	---------------

TOTAL CHECKS AND CHARGES OUTSTANDING:

Chino Valley Fire District  
BR Deposits and Credits Cleared  
For the Bank Statement ending: 9/30/22

BDS	Yavapai County Treasurer	Bond Debt Service	6-65640-7000
-----	--------------------------	-------------------	--------------

Date	Document	Description	Module	Company	Amount
09/30/22	Cash With Yav Cty	BDS Tax & Interest Revenue Sep	GL	CHINOV	\$5,615.07
TOTAL DEPOSITS AND CREDITS CLEARED:					\$5,615.07



Chino Valley Fire District  
BR Deposits and Credits Outstanding  
For the Bank Statement ending:

Date	Document	Description	Module	Company	Amount
------	----------	-------------	--------	---------	--------

TOTAL DEPOSITS AND CREDITS OUTSTANDING:

Chino Valley Fire District  
Bank Reconciliation Register

Document Number	Date	BR Status	Void?	Description	Date Cleared	Amount
-----------------	------	-----------	-------	-------------	--------------	--------

MODULE: JOURNAL ENTRIES FROM GENERAL LEDGER

BANK CONTROL ID: BDS - YAVAPAI COUNTY TREASURER

Cash With Yav Cty	09/30/22	Marked	No	BDS Tax & Interest Revenue Sep	10/13/22	\$5,615.07
-------------------	----------	--------	----	--------------------------------	----------	------------

SUB TOTAL FOR BANK: \$5,615.07

TOTAL FOR MODULE: \$5,615.07

Chino Valley Fire District  
BR Adjustments Report  
For the Bank Statement ending:

Date	Document	Description	GL Account	Offset Amt	Adj. Amt
------	----------	-------------	------------	------------	----------

DOCUMENT:

ADJUSTMENT DOCUMENT " TOTAL:

TOTAL FOR ALL ADJUSTMENTS:

10/13/22  
4:51:51 PM

**Chino Valley Fire District**  
Income Statement  
(Original Budget to Actual Comparison)  
For the period of 9/1/2022 Through 9/30/2022

Fund: (40) Bond Service Fund

	Account	Actual	Current Period Budget	Variance	%	Actual	Year To Date Budget	Variance	%
<b><u>Revenues</u></b>									
Real Estate Tax	40420000002	\$5,306.08	\$0.00	\$5,306.08	0.0%	\$420,955.14	\$0.00	\$420,955.14	0.0%
Personal Tax Revenue	40420500000	207.01	0.00	207.01	0.0	11,267.03	0.00	11,267.03	0.0
<b>Net Revenues</b>		<b>\$5,513.09</b>	<b>\$0.00</b>	<b>\$5,513.09</b>	<b>0.0 %</b>	<b>\$432,222.17</b>	<b>\$0.00</b>	<b>\$432,222.17</b>	<b>0.0 %</b>
<b>Income (Loss) from Operations</b>		<b>\$5,513.09</b>	<b>\$0.00</b>	<b>\$5,513.09</b>	<b>0.0%</b>	<b>\$432,222.17</b>	<b>\$0.00</b>	<b>\$432,222.17</b>	<b>0.0%</b>
<b><u>Other Income (Expense)</u></b>									
Bond Debt Service Interest Revenue	40430000000	\$101.98	\$0.00	\$101.98	0.0%	\$1,115.61	\$0.00	\$1,115.61	0.0%
Bond Debt Service Principle Payment	40600000000	0.00	0.00	0.00	0.0	(350,000.00)	0.00	(350,000.00)	0.0
Bond Debt Service Interest Expense	40610000000	0.00	0.00	0.00	0.0	(93,413.97)	0.00	(93,413.97)	0.0
<b>Total Other Income (Expense)</b>		<b>\$101.98</b>	<b>\$0.00</b>	<b>\$101.98</b>	<b>0.0 %</b>	<b>\$(442,298.36)</b>	<b>\$0.00</b>	<b>\$(442,298.36)</b>	<b>0.0 %</b>
<b>Net Income (Loss)</b>		<b>\$5,615.07</b>	<b>\$0.00</b>	<b>\$5,615.07</b>	<b>0.0%</b>	<b>\$(10,076.19)</b>	<b>\$0.00</b>	<b>\$(10,076.19)</b>	<b>0.0%</b>

10/13/22  
4:51:54 PM

Chino Valley Fire District

Balance Sheet

As of 9/30/2022

Fund: (40) Bond Service Fund

Account: (1105) Not Defined

Assets

Current Assets

Bond Debt Service	\$56,653.38	
Total Current Assets		\$56,653.38
Total Assets		\$56,653.38
Total Liabilities and Net Assets		\$0.00

**Chino Valley Fire District**  
GL Account Ledger - Detail By Period  
9/1/2022 through 9/30/2022

Batch	Journal	Entry #	Date	Job	Document	Description	Debits	Credits	Balance
40.1105.0.0.000						BOND DEBT SERVICE			\$51,038.31
2271	GJ	144032	09/30/22		Cash With Yav Cty	BDS Tax & Interest Revenue Sept 2022	5,615.07	-	56,653.38
BOND DEBT SERVICE TOTALS:							\$5,615.07	\$0.00	\$56,653.38
TOTAL OF LEDGER:							\$5,615.07	\$0.00	\$56,653.38

**Chino Valley Fire District**  
GL Trial Balance Worksheet  
For The Period of 9/1/2022 through 9/30/2022

Account	Description	Balances				Adjustments
		Beginning	Debits	Credits	Ending	
40.1105.0.0.000	Bond Debt Service	\$51,038.31	\$5,615.07	\$0.00	\$56,653.38	
TOTALS:		<u>\$51,038.31</u>	<u>\$5,615.07</u>	<u>\$0.00</u>	<u>\$56,653.38</u>	

\* Inactive accounts are marked and appear in grey.

The Chino Valley Fire District Board of Directors have reviewed and approved the following monthly financial documents to include Income Statements, Balance Sheets, and Bank Reconciliations with supporting documents, Revenue and Expenditure Graphs, and Cash Flow Projections in compliance with ARS §48-805, 807:

CVFD General Fund

CVFD Bond Debt Service

---

Fire Board Chairperson	Date
------------------------	------

---

Fire Board Clerk	Date
------------------	------

**Signature indicating approval on next page.**



**CHINO VALLEY FIRE DISTRICT**  
**GENERAL FUND BANK RECONCILIATION OCTOBER 2022**

Reconciliation:	
Beginning Balance:	\$ 172,076.94
Tax Revenue:	\$ 2,258,118.82
Interest Revenue:	\$ -
Fire District Deposits:	\$ -
Disbursements:	\$ -
Transfer Out - Fire Authority:	\$ (69,949.07)
Other:	\$ -
<b>Ending Balance:</b>	<b>\$ 2,360,246.69</b>

Difference Between Balances: \$ -

Bank Statement Balance:	
Balance Per Bank:	\$ 2,360,246.69
Outstanding Checks:	\$ -
Outstanding Deposits:	\$ -
<b>Ending Balance:</b>	<b>\$ 2,360,246.69</b>

G/L Ending Balance: \$ 2,360,246.69

**\$ 2,360,246.69**

Deposits Per Bank Statement:	
Real Estate Taxes:	\$ 2,063,178.38
Personal Property Taxes:	\$ 37,188.71
Fire District Assistance Tax:	\$ 157,751.73
Fire District Deposit:	\$ -
Interest Revenue:	\$ -
ADOT & Fish and Game In Lieu:	\$ -
Other:	\$ -
Other:	\$ -
<b>Ending Balance:</b>	<b>\$ 2,258,118.82</b>

Bank Reconciliation Register:	
Checks From Accounts Payable:	\$ -
Other: GL JE Fire Authority Funding	\$ 69,949.07
<b>Total Checks:</b>	<b>\$ 69,949.07</b>
Deposits From Accounts Receivable:	\$ -
Other: GL JE Tax Revenue	\$ 2,258,118.82
<b>Ending Balance:</b>	<b>\$ 2,258,118.82</b>

Reconciliation Approved By:

**Scott Freitag**  
Digitally signed by Scott Freitag  
Date: 2022.11.17 17:02:34  
-07'00'  
\_\_\_\_\_  
*Scott Freitag, Fire Chief*

Reconciliation Reviewed By:

**Dave Tharp**  
Digitally signed by Dave Tharp  
Date: 2022.11.17 16:07:59  
-07'00'  
\_\_\_\_\_  
*David Tharp, Assistant Chief of Administration*

Reconciliation Prepared By:

**Karen Mauldin**  
Digitally signed by Karen Mauldin  
Date: 2022.11.16 16:10:37 -07'00'  
\_\_\_\_\_  
*Karen Mauldin, Finance Manager*

**CHINO VALLEY FIRE DISTRICT**  
**General Fund Tax Collection Information**

Total Levy Month	FY 16-17 \$3,547,699 Collected	FY 17-18 \$3,707,996 Collected	FY 18-19 \$3,926,501 Collected	FY 19-20 \$4,190,442 Collected	FY 20-21 \$4,497,237 Collected	FY 21-22 \$4,833,636 Collected	FY 22-23 \$5,218,024 Collected
July	\$10,160	\$24,936	\$21,890	\$14,597	\$42,316	\$26,983	\$29,396
%	0.286%	0.672%	0.557%	0.348%	0.941%	0.558%	0.563%
% To Date	0.2864%	0.6725%	0.5575%	0.3483%	0.9409%	0.5582%	0.5633%
August	\$18,803	\$10,622	\$12,226	\$10,746	\$15,526	\$11,257	\$10,089
%	0.530%	0.286%	0.311%	0.256%	0.345%	0.233%	0.193%
% To Date	0.8164%	0.9590%	0.8688%	0.6048%	1.2862%	0.7911%	0.7567%
September	\$182,315	\$178,141	\$25,209	\$30,894	\$8,143	\$54,439	\$64,614
%	5.139%	4.804%	0.642%	0.737%	0.181%	1.126%	1.238%
% To Date	5.9553%	5.7632%	1.5109%	1.3420%	1.4673%	1.9174%	1.9950%
October	\$834,512	\$1,503,325	\$1,610,381	\$1,807,742	\$1,780,309	\$1,962,817	\$2,100,367
%	23.523%	40.543%	41.013%	43.140%	39.587%	40.607%	40.252%
% To Date	29.4779%	46.3060%	42.5240%	44.4817%	41.0540%	42.5249%	42.2471%
November	\$866,615	\$290,266	\$498,787	\$373,908	\$508,805	\$535,270	\$0
%	24.428%	7.828%	12.703%	8.923%	11.314%	11.074%	0.000%
% To Date	53.9055%	54.1341%	55.2271%	53.4046%	52.3677%	53.5987%	42.2471%
December	\$227,672	\$223,661	\$236,727	\$286,760	\$399,155	\$365,096	\$0
%	6.4175%	6.0319%	6.0289%	6.8432%	8.8756%	7.5532%	0.0000%
% To Date	60.3229%	60.1659%	61.2560%	60.2478%	61.2433%	61.1520%	42.2471%
January	\$89,048	\$153,278	\$117,994	\$115,429	\$118,322	\$183,242	\$0
%	2.5100%	4.1337%	3.0051%	2.7546%	2.6310%	3.7910%	0.0000%
% To Date	62.8330%	64.2997%	64.2611%	63.0023%	63.8742%	64.9429%	42.2471%
February	\$94,094	\$95,262	\$54,476	\$104,991	\$88,422	\$74,113	\$0
%	2.6523%	2.5691%	1.3874%	2.5055%	1.9661%	1.5333%	0.0000%
% To Date	65.4852%	66.8688%	65.6485%	65.5078%	65.8404%	66.4762%	42.2471%
March	\$141,015	\$127,298	\$138,910	\$142,182	\$143,500	\$112,700	\$0
%	3.9748%	3.4331%	3.5377%	3.3930%	3.1908%	2.3316%	0.0000%
% To Date	69.4600%	70.3018%	69.1863%	68.9008%	69.0312%	68.8078%	42.2471%
April	\$821,855	\$794,289	\$955,634	\$983,917	\$1,082,230	\$1,188,626	\$0
%	23.1659%	21.4210%	24.3380%	23.4800%	24.0643%	24.5907%	0.0000%
% To Date	92.6259%	91.7228%	93.5243%	92.3809%	93.0956%	93.3985%	42.2471%
May	\$195,151	\$238,700	\$189,925	\$206,496	\$202,990	\$226,873	\$0
%	5.5008%	6.4374%	4.8370%	4.9278%	4.5137%	4.6936%	0.0000%
% To Date	98.1267%	98.1602%	98.3613%	97.3086%	97.6092%	98.0921%	42.2471%
June	\$66,097	\$80,520	\$84,895	\$49,679	\$87,815	\$85,664	\$0
%	1.8631%	2.1715%	2.1621%	1.1855%	1.9527%	1.7723%	0.0000%
% To Date	99.9898%	100.3318%	100.5234%	98.4942%	99.5619%	99.8644%	42.2471%
TOTALS	\$3,547,337	\$3,720,297	\$3,947,053	\$4,127,341	\$4,477,533	\$4,827,080	\$2,204,465
Delinquency	0.0102%	-0.3318%	-0.5234%	1.5058%	0.4381%	0.1356%	57.7529%

**CHINO VALLEY FIRE DISTRICT**  
**FDAT Collection Information**

Total Levy Month	FY 16-17 \$313,900 Collected	FY 17-18 \$333,290 Collected	FY 18-19 \$333,290 Collected	FY 19-20 \$366,547 Collected	FY 20-21 \$400,000 Collected	FY 21-22 \$400,000 Collected	FY 22-23 \$400,000 Collected
July	\$1,423	\$1,630	\$1,238	\$1,475	\$2,769	\$1,871	\$2,011
%	0.453%	0.489%	0.371%	0.403%	0.692%	0.468%	0.503%
% To Date	0.4533%	0.4891%	0.3715%	0.4025%	0.6923%	0.4677%	0.5026%
August	\$661	\$554	\$707	\$653	\$662	\$1,498	\$575
%	0.211%	0.166%	0.212%	0.178%	0.166%	0.375%	0.144%
% To Date	0.6638%	0.6553%	0.5835%	0.5806%	0.8579%	0.8422%	0.6465%
September	\$8,777	\$12,654	\$3,182	\$1,853	\$879	\$4,669	\$4,994
%	2.796%	3.797%	0.955%	0.505%	0.220%	1.167%	1.249%
% To Date	3.4600%	4.4520%	1.5382%	1.0861%	1.0777%	2.0095%	1.8950%
October	\$86,411	\$93,081	\$139,813	\$107,270	\$160,480	\$159,909	\$157,752
%	27.528%	27.928%	41.949%	29.265%	40.120%	39.977%	39.438%
% To Date	30.9881%	32.3799%	43.4877%	30.3510%	41.1979%	41.9866%	41.3329%
November	\$75,219	\$74,651	\$59,861	\$30,666	\$48,339	\$52,249	\$0
%	23.9628%	22.3983%	17.9606%	8.3663%	12.0848%	13.0622%	0.0000%
% To Date	54.9510%	54.7782%	61.4483%	38.7172%	53.2826%	55.0488%	41.3329%
December	\$24,923	\$21,663	\$25,413	\$112,035	\$39,219	\$35,029	\$0
%	7.9398%	6.4997%	7.6250%	30.5650%	9.8048%	8.7572%	0.0000%
% To Date	62.8907%	61.2779%	69.0733%	69.2822%	63.0874%	63.8060%	41.3329%
January	\$11,762	\$16,138	\$11,149	\$11,446	\$12,625	\$15,294	\$0
%	3.7471%	4.8420%	3.3450%	3.1227%	3.1562%	3.8235%	0.0000%
% To Date	66.6378%	66.1199%	72.4183%	72.4049%	66.2436%	67.6294%	41.3329%
February	\$8,291	\$8,056	\$7,409	\$10,419	\$6,657	\$5,785	\$0
%	2.641%	2.417%	2.223%	2.842%	1.664%	1.446%	0.000%
% To Date	69.2790%	68.5368%	74.6413%	75.2473%	67.9079%	69.0756%	41.3329%
March	\$12,638	\$12,174	\$13,713	\$13,361	\$10,897	\$8,259	\$0
%	4.0263%	3.6528%	4.1143%	3.6452%	2.7242%	2.0646%	0.0000%
% To Date	73.3052%	72.1897%	78.7556%	78.8925%	70.6320%	71.1403%	41.3329%
April	\$62,586	\$63,209	\$79,859	\$85,315	\$88,842	\$89,498	\$0
%	19.9382%	18.9651%	23.9607%	23.2754%	22.2104%	22.3745%	0.0000%
% To Date	93.2434%	91.1548%	102.7164%	102.1679%	92.8424%	93.5148%	41.3329%
May	\$23,662	\$23,731	\$18,881	\$21,832	\$19,620	\$19,623	\$0
%	7.5381%	7.1201%	5.6650%	5.9561%	4.9050%	4.9058%	0.0000%
% To Date	100.7815%	98.2749%	108.3813%	108.1240%	97.7475%	98.4206%	41.3329%
June	\$4,682	\$5,094	\$5,726	\$4,474	\$6,987	\$6,978	\$0
%	1.4917%	1.5285%	1.7181%	1.2206%	1.7468%	1.7445%	0.0000%
% To Date	102.2732%	99.8034%	110.0995%	109.3446%	99.4943%	100.1651%	41.3329%
TOTALS	\$321,035	\$332,635	\$366,951	\$400,799	\$397,977	\$400,660	\$165,332
Delinquency	-2.2732%	0.1966%	-10.0995%	-9.3446%	0.5057%	-0.1651%	58.6671%

100.0000% 100.0000% 100.0000% 100.0000% 100.0000% 100.0000% 100.0000%



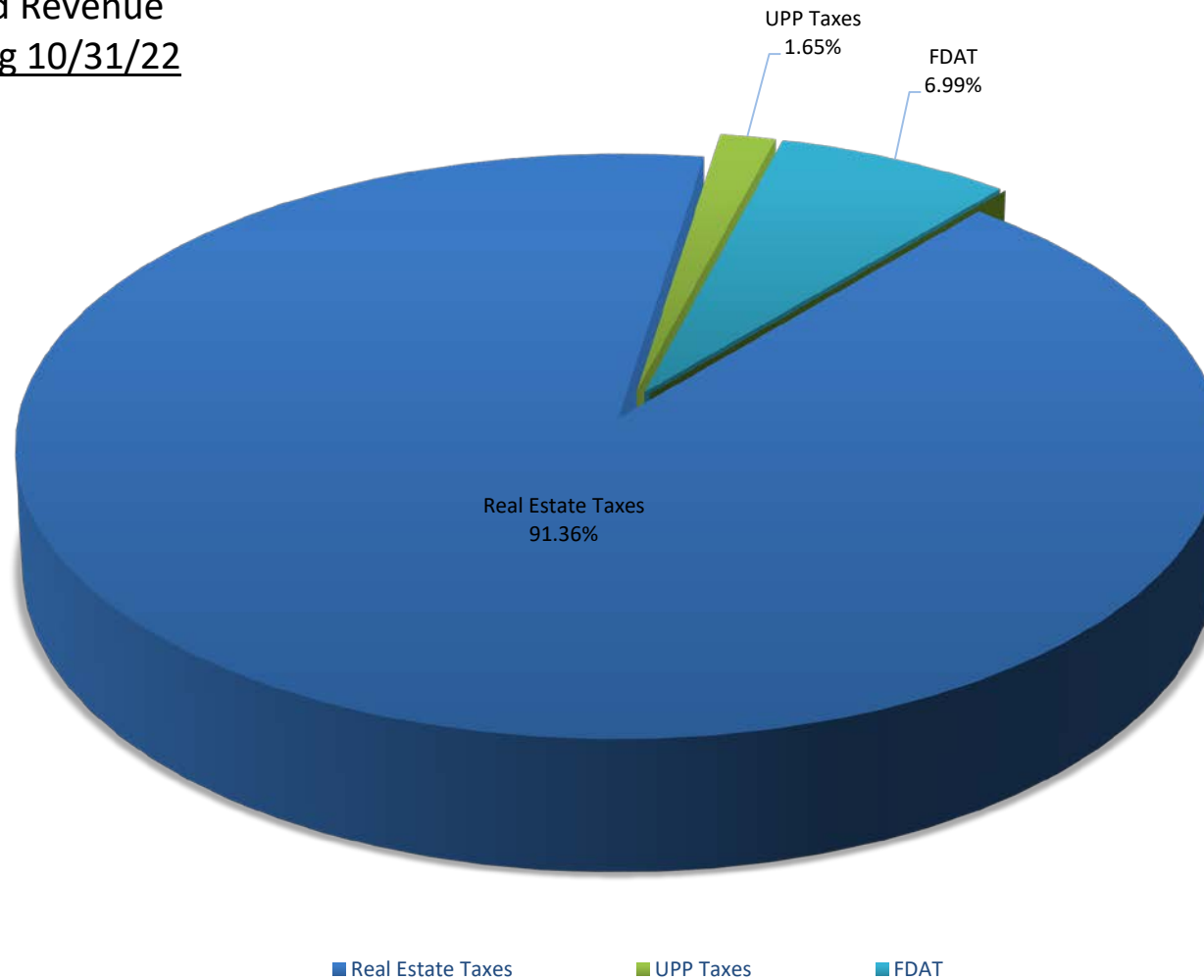
## 2022 - 2023 Cash Flow by Month : OCTOBER

	Actual				Projected							
	July	Aug.	Sept.	Oct.	Nov.	Dec.	Jan.	Feb.	March	April	May	June
<b>Revenues:</b>												
Taxes	29,396	10,089	64,614	2,100,367	434,835	434,835	434,835	434,835	434,835	434,835	434,835	434,835
FDAT	2,011	575	4,994	157,752	33,333	33,333	33,333	33,333	33,333	33,333	33,333	33,333
Interest Income	-	233	341	-	-	-	-	-	-	-	-	-
Other Income	-	-	-	-	167	167	167	167	167	167	167	167
<b>RevenueTotals:</b>	31,406	10,897	69,949	2,258,119	468,335	468,335	468,335	468,335	468,335	468,335	468,335	468,335
<b>Expenditures:</b>												
Finance, Election	-	-	878	-	3,708	3,708	3,708	3,708	3,708	3,708	3,708	3,708
Legal, Fire Board Expenses	-	-	-	-	1,667	1,667	1,667	1,667	1,667	1,667	1,667	1,667
Contingency	-	-	-	-	1,667	1,667	1,667	1,667	1,667	1,667	1,667	1,667
Fire Authority Funding	93,159	31,406	10,897	69,949	464,627	464,627	464,627	464,627	464,627	464,627	464,627	464,627
Miscellaneous	1	-	-	-	-	-	-	-	-	-	-	-
<b>ExpenditureTotals:</b>	93,160	31,406	11,774	69,949	470,002	470,002	470,002	470,002	470,002	470,002	470,002	470,002
Monthly Net Cash	(61,754)	(20,509)	58,175	2,188,170								
Cumulative Net Cash	(41,754)	(62,263)	(4,088)	2,184,082								
Cash Balance (Carryover)	20,000	(509)	57,666	2,245,836								

**CHINO VALLEY FIRE DISTRICT  
REVENUE GRAPH DATA**

	<b>Revenue</b>	<b>Budget</b>	<b>%</b>
Real Estate Taxes	\$ 2,063,178	\$ 5,218,024	91.36
UPP Taxes	\$ 37,189	\$ -	1.65
FDAT	\$ 157,752	\$ 400,000	6.99
Interest Income	\$ -	\$ -	0.00
Other Income	\$ -	\$ 2,000	0.00
<b>TOTALS:</b>	<b>\$ 2,258,119</b>	<b>\$ 5,620,024</b>	<b>100.00</b>


Chino Valley Fire District  
FY 2022 - 2023  
General Fund Revenue  
Period Ending 10/31/22



**CHINO VALLEY FIRE DISTRICT  
EXPENSE GRAPH DATA**

	Revenue	Budget	%
Fire Board, Legal, Finance, Other	\$ -	\$ 44,500	-
Miscellaneous	\$ -	\$ -	-
Fire Authority Funding	\$ 69,949	\$ 5,575,524	100.00
<b>TOTALS:</b>	<b>\$ 69,949</b>	<b>\$ 5,620,024</b>	<b>100.00</b>

Chino Valley Fire District  
FY 2022 - 2023  
General Fund Expenditures  
Period Ending 10/31/22



■ Fire Authority Funding



**CHINO VALLEY FIRE DISTRICT**  
**GENERAL FUND - OCTOBER, 2022**

Real Estate Taxes:	\$	2,063,178.38
UPP Taxes:	\$	37,188.71
FDAT:	\$	157,751.73
Interest Received:	\$	-
Other:	\$	-
<hr/>		
TOTAL:	\$	2,258,118.82
<hr/>		

Transferred to CAFMA:	\$	69,949.07
-----------------------	----	-----------



# Yavapai County Treasurer

## Monthly Statement

Date Range: 10/1/2022 to 10/31/2022

**Chino Valley Fire Dist GF**  
**Fund: 6065540000**



# Yavapai County Treasurer

## Monthly Statement

Date Range: 10/1/2022 to 10/31/2022

Account	Period	YTD		
<b>6065540000</b>	<b>Chino Valley Fire Dist GF</b>			
Begin Balance:	172,076.94	196,165.28		
Income:	2,258,118.82	2,370,370.79		
LOC Advance:	.00	.00		
Expense:	(69,949.07)	(206,289.38)	LOC:	.00
LOC Payments:	.00	.00	Warrants Outstanding:	.00
Cash Balance:	2,360,246.69	2,360,246.69	End:	2,360,246.69

### Monthly Statement Summary

Source Code	Description		MTDAmount	YTDAmount
<b>6065540000</b>	<b>Chino Valley Fire Dist GF</b>	<b>Beginning Balance:</b>	172,076.94	196,165.28
11100.2021	2021 Real Estate Taxes		4,260.60	42,716.99
11100.2022	2022 Real Estate Taxes		2,058,917.78	2,116,028.80
12100.2010	2010 Personal Property Taxes		2.48	19.13
12100.2017	2017 Personal Property Taxes		8.40	33.97
12100.2018	2018 Personal Property Taxes		.00	114.61
12100.2019	2019 Personal Property Taxes		.00	213.80
12100.2020	2020 Personal Property Taxes		15.76	1,477.86
12100.2021	2021 Personal Property Taxes		285.42	4,808.14
12100.2022	2022 Personal Property Taxes		36,876.65	39,051.60
37150.0	FDAT Distributions		157,751.73	165,331.71
38109.0	Interest on Investments St Treas		.00	543.13
38113.0	Interest on Investments-Wells Fargo		.00	31.05
90002.0	Interest Pd on Tax Roll Corrections		.00	(.66)
91032.0	Warrants Redeemed		.00	(877.50)
91702.0	Transfer out		(69,949.07)	(205,411.22)
		<b>Ending Balance:</b>	<b>2,360,246.69</b>	<b>2,360,246.69</b>

### Monthly Statement Detail

Date	Notes	Doc #	Amount	C/D
<b>6065540000</b>	<b>Chino Valley Fire Dist GF</b>		<b>Beginning Balance: 172,076.94</b>	
11100.2021	2021 Real Estate Taxes		Source Code Total: 4,260.60	
10/03	Tax Distribution	0	109.14	C
10/05	Tax Distribution	0	38.41	C
10/05	Tax Distribution	0	173.13	C
10/06	Tax Distribution	0	272.28	C
10/07	Tax Distribution	0	683.43	C
10/13	Tax Distribution	0	204.25	C
10/17	Tax Distribution	0	90.53	C
10/18	Tax Distribution	0	55.30	C
10/19	Tax Distribution	0	25.28	C



# Yavapai County Treasurer

## Monthly Statement

Date Range: 10/1/2022 to 10/31/2022

10/19	Tax Distribution	0	111.81	C
10/20	Tax Distribution	0	631.58	C
10/20	Tax Distribution	0	297.48	C
10/25	Tax Distribution	0	114.22	C
10/25	Tax Distribution	0	94.67	C
10/27	Tax Distribution	0	1,154.59	C
10/31	Tax Distribution	0	76.03	C
10/31	Tax Distribution	0	128.47	C
11100.2022 2022 Real Estate Taxes			Source Code Total: 2,058,917.78	
10/03	Tax Distribution	0	1,478.61	C
10/03	Tax Distribution	0	2,694.32	C
10/03	Tax Distribution	0	4,624.88	C
10/03	Tax Distribution	0	1,547.15	C
10/04	Tax Distribution	0	1,528.62	C
10/04	Tax Distribution	0	36,633.49	C
10/04	Tax Distribution	0	424.98	C
10/04	Tax Distribution	0	921.97	C
10/05	Tax Distribution	0	4,807.55	C
10/05	Tax Distribution	0	13,494.22	C
10/05	Tax Distribution	0	231.39	C
10/05	Tax Distribution	0	2,971.32	C
10/06	Tax Distribution	0	8,057.45	C
10/06	Tax Distribution	0	7,997.35	C
10/06	Tax Distribution	0	14,962.80	C
10/06	Tax Distribution	0	8,520.27	C
10/06	Tax Distribution	0	4.94	C
10/06	Tax Distribution	0	3,454.61	C
10/07	Tax Distribution	0	8,899.48	C
10/07	Tax Distribution	0	8,439.56	C
10/07	Tax Distribution	0	601.79	C
10/07	Tax Distribution	0	9,908.37	C
10/07	Tax Distribution	0	239.41	C
10/07	Tax Distribution	0	1,727.37	C
10/10	Tax Distribution	0	5,239.01	C
10/10	Tax Distribution	0	2,516.46	C
10/10	Tax Distribution	0	18,506.33	C
10/10	Tax Distribution	0	2,015.61	C
10/10	Tax Distribution	0	783.36	C
10/10	Tax Distribution	0	1,068.22	C
10/11	Tax Distribution	0	2,168.99	C
10/11	Tax Distribution	0	3,328.79	C
10/11	Tax Distribution	0	21,842.48	C
10/11	Tax Distribution	0	331.07	C



# Yavapai County Treasurer

## Monthly Statement

Date Range: 10/1/2022 to 10/31/2022

10/11	Tax Distribution	0	7,054.69	C
10/11	Tax Distribution	0	3,869.73	C
10/12	Tax Distribution	0	9,768.24	C
10/12	Tax Distribution	0	19,397.17	C
10/12	Tax Distribution	0	39,105.25	C
10/12	Tax Distribution	0	6,597.88	C
10/12	Tax Distribution	0	8,091.19	C
10/12	Tax Distribution	0	2,020.67	C
10/13	Tax Distribution	0	12,344.18	C
10/13	Tax Distribution	0	10,925.74	C
10/13	Tax Distribution	0	1,404.08	C
10/13	Tax Distribution	0	33,867.48	C
10/13	Tax Distribution	0	6,624.79	C
10/13	Tax Distribution	0	1,524.83	C
10/14	Tax Distribution	0	2,209.80	C
10/14	Tax Distribution	0	44,985.09	C
10/14	Tax Distribution	0	12,291.38	C
10/14	Tax Distribution	0	2,350.97	C
10/17	Tax Distribution	0	815.97	C
10/17	Tax Distribution	0	23,634.66	C
10/17	Tax Distribution	0	16,586.38	C
10/17	Tax Distribution	0	2,723.11	C
10/18	Tax Distribution	0	1,742.81	C
10/18	Tax Distribution	0	10,193.37	C
10/18	Tax Distribution	0	34,436.92	C
10/18	Tax Distribution	0	5,045.14	C
10/18	Tax Distribution	0	15,320.13	C
10/18	Tax Distribution	0	1,312.79	C
10/18	Tax Distribution	0	4,845.77	C
10/19	Tax Distribution	0	1,824.35	C
10/19	Tax Distribution	0	3,049.45	C
10/19	Tax Distribution	0	19,365.23	C
10/19	Tax Distribution	0	4,141.81	C
10/19	Tax Distribution	0	16,153.48	C
10/19	Tax Distribution	0	1,637.67	C
10/19	Tax Distribution	0	2,558.59	C
10/20	Tax Distribution	0	7,828.92	C
10/20	Tax Distribution	0	3,729.13	C
10/20	Tax Distribution	0	1,517.82	C
10/20	Tax Distribution	0	20,576.68	C
10/20	Tax Distribution	0	1,234.25	C
10/20	Tax Distribution	0	6,446.34	C
10/20	Tax Distribution	0	967.39	C



# Yavapai County Treasurer

## Monthly Statement

Date Range: 10/1/2022 to 10/31/2022

10/20	Tax Distribution	0	6,650.55	C
10/21	Tax Distribution	0	6,407.89	C
10/21	Tax Distribution	0	19,122.84	C
10/21	Tax Distribution	0	24,030.90	C
10/21	Tax Distribution	0	5,546.26	C
10/21	Tax Distribution	0	2,715.88	C
10/21	Tax Distribution	0	491.48	C
10/24	Tax Distribution	0	7,143.60	C
10/24	Tax Distribution	0	2,229.81	C
10/24	Tax Distribution	0	194.40	C
10/24	Tax Distribution	0	865,553.07	C
10/24	Tax Distribution	0	9,904.68	C
10/24	Tax Distribution	0	12,617.50	C
10/24	Tax Distribution	0	3,567.00	C
10/24	Tax Distribution	0	2,662.69	C
10/25	Tax Distribution	0	13,859.63	C
10/25	Tax Distribution	0	18,415.81	C
10/25	Tax Distribution	0	7,896.71	C
10/25	Tax Distribution	0	1,609.71	C
10/25	Tax Distribution	0	11,241.47	C
10/25	Tax Distribution	0	7,405.28	C
10/26	Tax Distribution	0	12,306.56	C
10/26	Tax Distribution	0	8,116.77	C
10/26	Tax Distribution	0	1,995.38	C
10/26	Tax Distribution	0	114,473.83	C
10/26	Tax Distribution	0	4,677.51	C
10/26	Tax Distribution	0	804.77	C
10/26	Tax Distribution	0	4,812.16	C
10/27	Tax Distribution	0	5,418.87	C
10/27	Tax Distribution	0	3,487.22	C
10/27	Tax Distribution	0	16,747.36	C
10/27	Tax Distribution	0	7,501.31	C
10/27	Tax Distribution	0	3,611.77	C
10/27	Tax Distribution	0	5,488.21	C
10/27	Tax Distribution	0	3,870.43	C
10/28	Tax Distribution	0	10,522.08	C
10/28	Tax Distribution	0	471.07	C
10/28	Tax Distribution	0	25,335.12	C
10/28	Tax Distribution	0	806.21	C
10/28	Tax Distribution	0	15,921.59	C
10/28	Tax Distribution	0	3,471.84	C
10/28	Tax Distribution	0	1,936.01	C
10/28	Tax Distribution	0	6,023.17	C



# Yavapai County Treasurer

## Monthly Statement

Date Range: 10/1/2022 to 10/31/2022

10/31	Tax Distribution	0	13,688.14	C
10/31	Tax Distribution	0	2,500.58	C
10/31	Tax Distribution	0	103,224.02	C
10/31	Tax Distribution	0	2,362.39	C
10/31	Tax Distribution	0	12,455.70	C
10/31	Tax Distribution	0	490.56	C
10/31	Tax Distribution	0	3,036.45	C
12100.2010 2010 Personal Property Taxes			Source Code Total: 2.48	
10/31	Tax Distribution	0	2.48	C
12100.2017 2017 Personal Property Taxes			Source Code Total: 8.40	
10/10	Tax Distribution	0	8.40	C
12100.2020 2020 Personal Property Taxes			Source Code Total: 15.76	
10/06	Tax Distribution	0	15.76	C
12100.2021 2021 Personal Property Taxes			Source Code Total: 285.42	
10/03	Tax Distribution	0	221.02	C
10/06	Tax Distribution	0	15.76	C
10/31	Tax Distribution	0	48.64	C
12100.2022 2022 Personal Property Taxes			Source Code Total: 36,876.65	
10/03	Tax Distribution	0	1,113.65	C
10/04	Tax Distribution	0	121.76	C
10/04	Tax Distribution	0	13.14	C
10/05	Tax Distribution	0	131.83	C
10/05	Tax Distribution	0	62.52	C
10/06	Tax Distribution	0	116.37	C
10/06	Tax Distribution	0	93.67	C
10/06	Tax Distribution	0	814.45	C
10/06	Tax Distribution	0	220.46	C
10/06	Tax Distribution	0	220.61	C
10/07	Tax Distribution	0	425.96	C
10/07	Tax Distribution	0	186.20	C
10/07	Tax Distribution	0	6.34	C
10/07	Tax Distribution	0	188.55	C
10/10	Tax Distribution	0	360.89	C
10/10	Tax Distribution	0	396.16	C
10/10	Tax Distribution	0	278.64	C
10/11	Tax Distribution	0	144.24	C
10/11	Tax Distribution	0	558.07	C
10/11	Tax Distribution	0	600.99	C
10/11	Tax Distribution	0	34.30	C
10/12	Tax Distribution	0	137.58	C
10/12	Tax Distribution	0	1,023.51	C
10/12	Tax Distribution	0	24.44	C
10/12	Tax Distribution	0	331.52	C



# Yavapai County Treasurer

## Monthly Statement

Date Range: 10/1/2022 to 10/31/2022

10/12	Tax Distribution	0	12.74	C
10/13	Tax Distribution	0	605.52	C
10/13	Tax Distribution	0	20.94	C
10/13	Tax Distribution	0	536.35	C
10/13	Tax Distribution	0	505.58	C
10/13	Tax Distribution	0	21.68	C
10/14	Tax Distribution	0	458.24	C
10/14	Tax Distribution	0	365.75	C
10/14	Tax Distribution	0	334.77	C
10/14	Tax Distribution	0	410.93	C
10/17	Tax Distribution	0	652.71	C
10/17	Tax Distribution	0	608.35	C
10/17	Tax Distribution	0	44.97	C
10/18	Tax Distribution	0	94.64	C
10/18	Tax Distribution	0	556.90	C
10/18	Tax Distribution	0	738.28	C
10/18	Tax Distribution	0	8.76	C
10/18	Tax Distribution	0	304.33	C
10/19	Tax Distribution	0	240.88	C
10/19	Tax Distribution	0	45.56	C
10/19	Tax Distribution	0	551.69	C
10/19	Tax Distribution	0	168.06	C
10/19	Tax Distribution	0	1,346.78	C
10/20	Tax Distribution	0	446.33	C
10/20	Tax Distribution	0	373.83	C
10/20	Tax Distribution	0	342.13	C
10/20	Tax Distribution	0	620.89	C
10/20	Tax Distribution	0	138.84	C
10/20	Tax Distribution	0	126.29	C
10/21	Tax Distribution	0	158.30	C
10/21	Tax Distribution	0	301.95	C
10/21	Tax Distribution	0	653.54	C
10/21	Tax Distribution	0	105.49	C
10/24	Tax Distribution	0	502.07	C
10/24	Tax Distribution	0	148.38	C
10/24	Tax Distribution	0	1,703.08	C
10/24	Tax Distribution	0	677.85	C
10/24	Tax Distribution	0	93.34	C
10/25	Tax Distribution	0	119.82	C
10/25	Tax Distribution	0	1,764.86	C
10/25	Tax Distribution	0	280.06	C
10/25	Tax Distribution	0	411.30	C
10/25	Tax Distribution	0	126.65	C





# Yavapai County Treasurer

## Monthly Statement

Date Range: 10/1/2022 to 10/31/2022

10/26	Tax Distribution	0	251.13	C
10/26	Tax Distribution	0	603.94	C
10/26	Tax Distribution	0	1,051.02	C
10/26	Tax Distribution	0	2,165.88	C
10/26	Tax Distribution	0	60.52	C
10/26	Tax Distribution	0	342.10	C
10/27	Tax Distribution	0	327.95	C
10/27	Tax Distribution	0	96.66	C
10/27	Tax Distribution	0	1,580.67	C
10/27	Tax Distribution	0	235.72	C
10/27	Tax Distribution	0	151.62	C
10/27	Tax Distribution	0	644.16	C
10/27	Tax Distribution	0	8.88	C
10/28	Tax Distribution	0	354.71	C
10/28	Tax Distribution	0	33.56	C
10/28	Tax Distribution	0	533.04	C
10/28	Tax Distribution	0	556.13	C
10/28	Tax Distribution	0	560.81	C
10/28	Tax Distribution	0	157.35	C
10/28	Tax Distribution	0	179.33	C
10/31	Tax Distribution	0	247.38	C
10/31	Tax Distribution	0	691.92	C
10/31	Tax Distribution	0	179.06	C
10/31	Tax Distribution	0	389.89	C
10/31	Tax Distribution	0	137.96	C
37150.0 FDAT Distributions			Source Code Total: 157,751.73	
10/03	Fire Dist Assistance Tax 0.139752	0	1,168.82	C
10/04	Fire Dist Assistance Tax 0.139752	0	2,141.24	C
10/05	Fire Dist Assistance Tax 0.139752	0	1,443.50	C
10/06	Fire Dist Assistance Tax 0.139752	0	3,372.33	C
10/07	Fire Dist Assistance Tax 0.139752	0	3,899.64	C
10/10	Fire Dist Assistance Tax 0.139752	0	3,289.92	C
10/11	Fire Dist Assistance Tax 0.139752	0	5,780.29	C
10/12	Fire Dist Assistance Tax 0.139752	0	7,792.44	C
10/13	Fire Dist Assistance Tax 0.139752	0	5,887.25	C
10/14	Fire Dist Assistance Tax 0.139752	0	3,806.66	C
10/17	Fire Dist Assistance Tax 0.139752	0	6,177.89	C
10/18	Fire Dist Assistance Tax 0.139752	0	7,783.10	C
10/19	Fire Dist Assistance Tax 0.139752	0	4,880.04	C
10/20	Fire Dist Assistance Tax 0.139752	0	6,660.14	C
10/21	Fire Dist Assistance Tax 0.139752	0	3,959.59	C
10/24	Fire Dist Assistance Tax 0.139752	0	48,100.76	C
10/25	Fire Dist Assistance Tax 0.139752	0	5,185.80	C



# Yavapai County Treasurer

## Monthly Statement

Date Range: 10/1/2022 to 10/31/2022

10/26	Fire Dist Assistance Tax 0.139752	0	11,375.25	C
10/27	Fire Dist Assistance Tax 0.139752	0	6,283.09	C
10/28	Fire Dist Assistance Tax 0.139752	0	6,969.29	C
10/31	Fire Dist Assistance Tax 0.139752	0	11,794.69	C
91702.0 Transfer out			Source Code Total: (69,949.07)	
10/20	Transfer Request per km	0	(69,949.07)	D
6065540000 Chino Valley Fire Dist GF			<b>Ending Balance: 2,360,246.69</b>	

Chino Valley Fire District  
Bank Reconciliation Summary  
For the Bank Statement ending: 10/31/2022

BANK CONTROL ID: GEN - GENERAL FUND		DESC: GENERAL FUND	ACCOUNT NO: 000000000000000
	Beginning Balance:	10/01/22	\$172,076.94
	Deposits and Credits:		\$2,258,118.82
	Checks and Charges:		(\$69,949.07)
	Adjustments:		\$0.00
	Ending Balance Per Reconciliation:		<u>\$2,360,246.69</u>
	Ending Balance Per Bank Statement:	10/31/22	\$2,360,246.69
	* Outstanding Deposits and Credits:	10/31/22	\$0.00
	* Outstanding Checks and Charges:	10/31/22	\$0.00
	Ending Book Balance:	10/31/22	<u>\$2,360,246.69</u>

\* Outstanding amounts are all outstanding credits and charges dated prior or equal to the Reconciliation date.



**Chino Valley Fire District**  
BR Checks and Charges Outstanding  
For the Bank Statement ending:

<u>Date</u>	<u>Document</u>	<u>Description</u>	<u>Module</u>	<u>Company</u>	<u>Amount</u>
-------------	-----------------	--------------------	---------------	----------------	---------------

TOTAL CHECKS AND CHARGES OUTSTANDING:

Chino Valley Fire District  
BR Deposits and Credits Cleared  
For the Bank Statement ending: 10/31/22

GEN		General Fund			0000000000000000
Date	Document	Description	Module	Company	Amount
10/31/22	Cash With Yav Cty	Tax Revenue - October, 2022	GL	CHINOV	\$2,258,118.82
TOTAL DEPOSITS AND CREDITS CLEARED:					\$2,258,118.82

**Chino Valley Fire District**  
BR Deposits and Credits Outstanding  
For the Bank Statement ending:

Date	Document	Description	Module	Company	Amount
------	----------	-------------	--------	---------	--------

TOTAL DEPOSITS AND CREDITS OUTSTANDING:

Document Number	Date	BR Status	Void?	Description	Date Cleared	Amount
MODULE: JOURNAL ENTRIES FROM GENERAL LEDGER						
BANK CONTROL ID: GEN - GENERAL FUND						
Cash With Yav Cty	10/31/22	Marked	No	Fire Authority Funding - Septe	11/16/22	\$69,949.07
Cash With Yav Cty	10/31/22	Marked	No	Tax Revenue - October, 2022	11/16/22	\$2,258,118.82
SUB TOTAL FOR BANK:						\$2,328,067.89
TOTAL FOR MODULE:						\$2,328,067.89



Chino Valley Fire District  
BR Adjustments Report  
For the Bank Statement ending:

Date	Document	Description	GL Account	Offset Amt	Adj. Amt
------	----------	-------------	------------	------------	----------

DOCUMENT:

ADJUSTMENT DOCUMENT " TOTAL:

TOTAL FOR ALL ADJUSTMENTS:

11/16/22  
4:00:16 PM

**Chino Valley Fire District**  
**Income Statement**  
(Original Budget to Actual Comparison)  
For the period of 10/1/2022 Through 10/31/2022

Fund: (10) General Fund

	Account	Actual	Current Period Budget	Variance	%	Actual	Year To Date Budget	Variance	%
<b><u>Revenues</u></b>									
Real Estate Tax	10400000000	\$2,063,178.38	\$0.00	\$2,063,178.38	0.0%	\$2,158,745.79	\$5,218,024.00	\$(3,059,278.21)	(58.6)%
Personal Property Tax	10410000000	37,188.71	0.00	37,188.71	0.0	45,719.11	0.00	45,719.11	0.0
Fire District Assistance Tax	10420000000	157,751.73	0.00	157,751.73	0.0	165,331.71	400,000.00	(234,668.29)	(58.7)
Interest Income-General Fund	10490000000	0.00	0.00	0.00	0.0	574.18	0.00	574.18	0.0
Rebates/Refunds	10500000000	0.00	0.00	0.00	0.0	0.00	2,000.00	(2,000.00)	(100.0)
<b>Net Revenues</b>		<b>\$2,258,118.82</b>	<b>\$0.00</b>	<b>\$2,258,118.82</b>	<b>0.0 %</b>	<b>\$2,370,370.79</b>	<b>\$5,620,024.00</b>	<b>\$(3,249,653.21)</b>	<b>(57.8)%</b>
<b><u>Program Expenses</u></b>									
Fire Authority Funding	10670010000	\$69,949.07	\$0.00	\$(69,949.07)	0.0%	\$205,411.22	\$5,575,524.00	\$5,370,112.78	96.3%
<b>Total Program Expenses</b>		<b>\$69,949.07</b>	<b>\$0.00</b>	<b>\$(69,949.07)</b>	<b>0.0 %</b>	<b>\$205,411.22</b>	<b>\$5,575,524.00</b>	<b>\$5,370,112.78</b>	<b>96.3 %</b>
<b><u>Fund Raising Expenses</u></b>									
Audit & Accounting	10640010000	\$0.00	\$0.00	\$0.00	0.0%	\$0.00	\$8,000.00	\$8,000.00	100.0%
Other Prof Services/Admin	10640510000	0.00	0.00	0.00	0.0	0.00	30,500.00	30,500.00	100.0
Legal Services - Routine	10641010000	0.00	0.00	0.00	0.0	877.50	5,000.00	4,122.50	82.5
Fire Board Expenses	10644110000	0.00	0.00	0.00	0.0	0.00	1,000.00	1,000.00	100.0
Misc/Admin	10661010000	0.00	0.00	0.00	0.0	0.66	0.00	(0.66)	0.0
Contingency Expense - Current	10780130000	0.00	0.00	0.00	0.0	0.00	20,000.00	20,000.00	100.0
<b>Total Fund Raising Expenses</b>		<b>\$0.00</b>	<b>\$0.00</b>	<b>\$0.00</b>	<b>0.0 %</b>	<b>\$878.16</b>	<b>\$64,500.00</b>	<b>\$63,621.84</b>	<b>98.6 %</b>
<b>Total Expenses</b>		<b>\$69,949.07</b>		<b>\$(69,949.07)</b>		<b>\$206,289.38</b>	<b>\$5,640,024.00</b>	<b>\$5,433,734.62</b>	<b>96.3%</b>
<b>Net Income (Loss)</b>		<b>\$2,188,169.75</b>	<b>\$0.00</b>	<b>\$2,188,169.75</b>	<b>0.0%</b>	<b>\$2,164,081.41</b>	<b>\$(20,000.00)</b>	<b>\$2,184,081.41</b>	<b>10920.4%</b>

11/16/22  
4:00:28 PM

**Chino Valley Fire District**

Balance Sheet

As of 10/31/2022

Fund: (10) General Fund

**Assets**

**Current Assets**

Cash with Yavapai County	\$2,360,246.69	
Taxes Receivable	154,159.98	
Total Current Assets		\$2,514,406.67
<b>Total Assets</b>		<b>\$2,514,406.67</b>

**Liabilities and Net Assets**

**Current Liabilities**

Accounts Payable	\$270.00	
Deferred Compensation (Prop Tax)	114,675.70	
Total Current Liabilities		\$114,945.70
<b>Total Liabilities</b>		<b>\$114,945.70</b>

**Net Assets**

Fund Balance	\$235,380.13	
Current Year Net Assets	2,164,081.41	
<b>Total Net Assets</b>		<b>2,399,461.54</b>
<b>Total Liabilities and Net Assets</b>		<b>\$2,514,407.24</b>

**Chino Valley Fire District**  
GL Account Ledger - Detail By Period  
10/1/2022 through 10/31/2022

Batch	Journal	Entry #	Date	Job	Document	Description	Debits	Credits	Balance
<b>10.1100.0.0.000</b>			<b>CASH WITH YAVAPAI COUNTY</b>						<b>\$172,076.94</b>
2272	GJ	144037	10/31/22		Cash With Yav Cty	Fire Authority Funding - September, 2022	-	69,949.07	102,127.87
2274	GJ	144055	10/31/22		Cash With Yav Cty	Tax Revenue - October, 2022	2,258,118.82	-	2,360,246.69
<b>CASH WITH YAVAPAI COUNTY TOTALS:</b>							<b>2,258,118.82</b>	<b>\$69,949.07</b>	<b>\$2,360,246.69</b>
<b>TOTAL OF LEDGER:</b>							<b>2,258,118.82</b>	<b>\$69,949.07</b>	<b>\$2,360,246.69</b>

**Chino Valley Fire District**  
GL Trial Balance Worksheet  
For The Period of 10/1/2022 through 10/31/2022

Account	Description	Balances				Adjustments
		Beginning	Debits	Credits	Ending	
10.1100.0.0.000	Cash with Yavapai County	\$172,076.94	\$2,258,118.82	\$69,949.07	\$2,360,246.69	
TOTALS:		<u>\$172,076.94</u>	<u>\$2,258,118.82</u>	<u>\$69,949.07</u>	<u>\$2,360,246.69</u>	

\* Inactive accounts are marked and appear in grey.

CHINO VALLEY FIRE DISTRICT  
BOND DEBT SERVICE ACCOUNT BANK RECONCILIATION OCTOBER, 2022

Reconciliation:		
Beginning Balance (CVFD):	\$	56,653.38
Tax Revenue:	\$	178,785.52
Interest Revenue:	\$	-
Fire District Deposits:	\$	-
Principal/Interest Payments:	\$	-
Interest Paid on Tax Roll Corrections:	\$	-
Ending Balance:	\$	235,438.90

Difference Between Balances: \$ -

Deposits Per Bank Statement:		
Fire District Deposits:	\$	-
Real Estate Taxes:	\$	175,619.07
Personal Property Taxes:	\$	3,166.45
Interest Revenue:	\$	-
Other:		
Ending Balance:	\$	178,785.52

Bank Statement Balance:		
Balance Per Bank:	\$	235,438.90
Outstanding Checks:	\$	-
Outstanding Deposits:	\$	-
Ending Balance:	\$	235,438.90

Reconciliation Approved By:

Scott Freitag  
Digitally signed by Scott Freitag  
Date: 2022.11.17 17:03:11  
-07'00'  
Scott Freitag, Fire Chief

Reconciliation Reviewed By:

Dave Tharp  
Digitally signed by Dave Tharp  
Date: 2022.11.17 16:09:48  
-07'00'  
David Tharp, Assistant Chief of Administration

Reconciliation Prepared By:

Karen Mauldin  
Digitally signed by Karen Mauldin  
Date: 2022.11.17 07:43:48 -07'00'  
Karen Mauldin, Finance Manager

**CHINO VALLEY FIRE DISTRICT**  
**BOND DEBT FUND - OCTOBER, 2022**

---

Real Estate Taxes:	\$	175,619.07
UPP Taxes:	\$	3,166.45
Interest Received:	\$	-
Other:	\$	-

---

TOTAL:	\$	178,785.52
--------	----	------------

---



# Yavapai County Treasurer

## Monthly Statement

Date Range: 10/1/2022 to 10/31/2022

**Chino Valley Fire Dist BDS**  
**Fund: 6065640700**





# Yavapai County Treasurer

## Monthly Statement

Date Range: 10/1/2022 to 10/31/2022

Account	Period	YTD		
<b>6065640700</b>	<b>Chino Valley Fire Dist BDS</b>			
Begin Balance:	56,653.38	47,309.77		
Income:	178,785.52 ✓	188,129.19		
LOC Advance:	.00	.00		
Expense:	.00	(.06)	LOC:	.00
LOC Payments:	.00	.00	Warrants Outstanding:	.00
Cash Balance:	235,438.90	235,438.90	End:	235,438.90

### Monthly Statement Summary

Source Code	Description		MTDAmount	YTDAmount
<b>6065640700</b>	<b>Chino Valley Fire Dist BDS</b>	<b>Beginning Balance:</b>	56,653.38	47,309.77
11100.2021	2021 Real Estate Taxes		373.21	3,741.84
11100.2022	2022 Real Estate Taxes		175,245.86	180,106.89
12100.2010	2010 Personal Property Taxes		.27	2.05
12100.2017	2017 Personal Property Taxes		.95	3.85
12100.2018	2018 Personal Property Taxes		.00	12.29
12100.2019	2019 Personal Property Taxes		.00	21.26
12100.2020	2020 Personal Property Taxes		1.44	134.91
12100.2021	2021 Personal Property Taxes		25.00	421.20
12100.2022	2022 Personal Property Taxes		3,138.79	3,323.93
38109.0	Interest on Investments St Treas		.00	349.88
38113.0	Interest on Investments-Wells Fargo		.00	11.09
90002.0	Interest Pd on Tax Roll Corrections		.00	(.06)
	<b>Ending Balance:</b>		<b>235,438.90</b>	<b>235,438.90</b>

### Monthly Statement Detail

Date	Notes	Doc #	Amount	C/D
<b>6065640700</b>	<b>Chino Valley Fire Dist BDS</b>		<b>Beginning Balance: 56,653.38</b>	
11100.2021	2021 Real Estate Taxes		Source Code Total: 373.21	
10/03	Tax Distribution	0	9.56	C
10/05	Tax Distribution	0	3.37	C
10/05	Tax Distribution	0	15.17	C
10/06	Tax Distribution	0	23.85	C
10/07	Tax Distribution	0	59.87	C
10/13	Tax Distribution	0	17.89	C
10/17	Tax Distribution	0	7.93	C
10/18	Tax Distribution	0	4.85	C
10/19	Tax Distribution	0	2.21	C
10/19	Tax Distribution	0	9.79	C
10/20	Tax Distribution	0	55.32	C
10/20	Tax Distribution	0	26.06	C



# Yavapai County Treasurer

## Monthly Statement

Date Range: 10/1/2022 to 10/31/2022

10/25	Tax Distribution	0	10.01	C
10/25	Tax Distribution	0	8.29	C
10/27	Tax Distribution	0	101.13	C
10/31	Tax Distribution	0	6.66	C
10/31	Tax Distribution	0	11.25	C
11100.2022 2022 Real Estate Taxes			Source Code Total: 175,245.86	
10/03	Tax Distribution	0	125.85	C
10/03	Tax Distribution	0	229.34	C
10/03	Tax Distribution	0	393.66	C
10/03	Tax Distribution	0	131.68	C
10/04	Tax Distribution	0	130.11	C
10/04	Tax Distribution	0	3,118.09	C
10/04	Tax Distribution	0	36.17	C
10/04	Tax Distribution	0	78.47	C
10/05	Tax Distribution	0	409.19	C
10/05	Tax Distribution	0	1,148.58	C
10/05	Tax Distribution	0	19.69	C
10/05	Tax Distribution	0	252.91	C
10/06	Tax Distribution	0	685.80	C
10/06	Tax Distribution	0	680.71	C
10/06	Tax Distribution	0	1,273.57	C
10/06	Tax Distribution	0	725.20	C
10/06	Tax Distribution	0	.42	C
10/06	Tax Distribution	0	294.05	C
10/07	Tax Distribution	0	757.45	C
10/07	Tax Distribution	0	718.35	C
10/07	Tax Distribution	0	51.23	C
10/07	Tax Distribution	0	843.36	C
10/07	Tax Distribution	0	20.37	C
10/07	Tax Distribution	0	147.02	C
10/10	Tax Distribution	0	445.92	C
10/10	Tax Distribution	0	214.20	C
10/10	Tax Distribution	0	1,575.16	C
10/10	Tax Distribution	0	171.57	C
10/10	Tax Distribution	0	66.68	C
10/10	Tax Distribution	0	90.93	C
10/11	Tax Distribution	0	184.61	C
10/11	Tax Distribution	0	283.35	C
10/11	Tax Distribution	0	1,859.12	C
10/11	Tax Distribution	0	28.17	C
10/11	Tax Distribution	0	600.47	C
10/11	Tax Distribution	0	329.37	C
10/12	Tax Distribution	0	831.42	C



# Yavapai County Treasurer

## Monthly Statement

Date Range: 10/1/2022 to 10/31/2022

10/12	Tax Distribution	0	1,650.98	C
10/12	Tax Distribution	0	3,328.46	C
10/12	Tax Distribution	0	561.62	C
10/12	Tax Distribution	0	688.67	C
10/12	Tax Distribution	0	171.99	C
10/13	Tax Distribution	0	1,050.68	C
10/13	Tax Distribution	0	929.97	C
10/13	Tax Distribution	0	119.52	C
10/13	Tax Distribution	0	2,882.63	C
10/13	Tax Distribution	0	563.90	C
10/13	Tax Distribution	0	129.79	C
10/14	Tax Distribution	0	188.10	C
10/14	Tax Distribution	0	3,828.91	C
10/14	Tax Distribution	0	1,046.17	C
10/14	Tax Distribution	0	200.11	C
10/17	Tax Distribution	0	69.45	C
10/17	Tax Distribution	0	2,011.63	C
10/17	Tax Distribution	0	1,411.77	C
10/17	Tax Distribution	0	231.78	C
10/18	Tax Distribution	0	148.34	C
10/18	Tax Distribution	0	867.65	C
10/18	Tax Distribution	0	2,931.11	C
10/18	Tax Distribution	0	429.42	C
10/18	Tax Distribution	0	1,303.98	C
10/18	Tax Distribution	0	111.75	C
10/18	Tax Distribution	0	412.43	C
10/19	Tax Distribution	0	155.27	C
10/19	Tax Distribution	0	259.57	C
10/19	Tax Distribution	0	1,648.30	C
10/19	Tax Distribution	0	352.53	C
10/19	Tax Distribution	0	1,374.91	C
10/19	Tax Distribution	0	139.39	C
10/19	Tax Distribution	0	217.78	C
10/20	Tax Distribution	0	666.35	C
10/20	Tax Distribution	0	317.39	C
10/20	Tax Distribution	0	129.20	C
10/20	Tax Distribution	0	1,751.40	C
10/20	Tax Distribution	0	105.05	C
10/20	Tax Distribution	0	548.67	C
10/20	Tax Distribution	0	82.34	C
10/20	Tax Distribution	0	566.07	C
10/21	Tax Distribution	0	545.41	C
10/21	Tax Distribution	0	1,627.65	C



# Yavapai County Treasurer

## Monthly Statement

Date Range: 10/1/2022 to 10/31/2022

10/21	Tax Distribution	0	2,045.39	C
10/21	Tax Distribution	0	472.08	C
10/21	Tax Distribution	0	231.18	C
10/21	Tax Distribution	0	41.84	C
10/24	Tax Distribution	0	608.03	C
10/24	Tax Distribution	0	189.80	C
10/24	Tax Distribution	0	16.55	C
10/24	Tax Distribution	0	73,671.88	C
10/24	Tax Distribution	0	843.08	C
10/24	Tax Distribution	0	1,073.96	C
10/24	Tax Distribution	0	303.62	C
10/24	Tax Distribution	0	226.63	C
10/25	Tax Distribution	0	1,179.66	C
10/25	Tax Distribution	0	1,567.43	C
10/25	Tax Distribution	0	672.11	C
10/25	Tax Distribution	0	137.00	C
10/25	Tax Distribution	0	956.81	C
10/25	Tax Distribution	0	630.31	C
10/26	Tax Distribution	0	1,047.48	C
10/26	Tax Distribution	0	690.85	C
10/26	Tax Distribution	0	169.84	C
10/26	Tax Distribution	0	9,743.55	C
10/26	Tax Distribution	0	398.15	C
10/26	Tax Distribution	0	68.50	C
10/26	Tax Distribution	0	409.57	C
10/27	Tax Distribution	0	461.22	C
10/27	Tax Distribution	0	296.82	C
10/27	Tax Distribution	0	1,425.46	C
10/27	Tax Distribution	0	638.46	C
10/27	Tax Distribution	0	307.41	C
10/27	Tax Distribution	0	467.13	C
10/27	Tax Distribution	0	329.44	C
10/28	Tax Distribution	0	895.61	C
10/28	Tax Distribution	0	40.09	C
10/28	Tax Distribution	0	2,156.41	C
10/28	Tax Distribution	0	68.62	C
10/28	Tax Distribution	0	1,355.16	C
10/28	Tax Distribution	0	295.51	C
10/28	Tax Distribution	0	164.77	C
10/28	Tax Distribution	0	512.68	C
10/31	Tax Distribution	0	1,165.09	C
10/31	Tax Distribution	0	212.84	C
10/31	Tax Distribution	0	8,786.06	C



# Yavapai County Treasurer

## Monthly Statement

Date Range: 10/1/2022 to 10/31/2022

10/31	Tax Distribution	0	201.08	C
10/31	Tax Distribution	0	1,060.16	C
10/31	Tax Distribution	0	41.76	C
10/31	Tax Distribution	0	258.45	C
12100.2010 2010 Personal Property Taxes			Source Code Total: .27	
10/31	Tax Distribution	0	.27	C
12100.2017 2017 Personal Property Taxes			Source Code Total: .95	
10/10	Tax Distribution	0	.95	C
12100.2020 2020 Personal Property Taxes			Source Code Total: 1.44	
10/06	Tax Distribution	0	1.44	C
12100.2021 2021 Personal Property Taxes			Source Code Total: 25.00	
10/03	Tax Distribution	0	19.36	C
10/06	Tax Distribution	0	1.38	C
10/31	Tax Distribution	0	4.26	C
12100.2022 2022 Personal Property Taxes			Source Code Total: 3,138.79	
10/03	Tax Distribution	0	94.79	C
10/04	Tax Distribution	0	10.36	C
10/04	Tax Distribution	0	1.12	C
10/05	Tax Distribution	0	11.21	C
10/05	Tax Distribution	0	5.32	C
10/06	Tax Distribution	0	9.91	C
10/06	Tax Distribution	0	7.97	C
10/06	Tax Distribution	0	69.34	C
10/06	Tax Distribution	0	18.76	C
10/06	Tax Distribution	0	18.77	C
10/07	Tax Distribution	0	36.26	C
10/07	Tax Distribution	0	15.84	C
10/07	Tax Distribution	0	.54	C
10/07	Tax Distribution	0	16.05	C
10/10	Tax Distribution	0	30.73	C
10/10	Tax Distribution	0	33.72	C
10/10	Tax Distribution	0	23.72	C
10/11	Tax Distribution	0	12.28	C
10/11	Tax Distribution	0	47.50	C
10/11	Tax Distribution	0	51.15	C
10/11	Tax Distribution	0	2.92	C
10/12	Tax Distribution	0	11.72	C
10/12	Tax Distribution	0	87.11	C
10/12	Tax Distribution	0	2.08	C
10/12	Tax Distribution	0	28.22	C
10/12	Tax Distribution	0	1.08	C
10/13	Tax Distribution	0	51.54	C
10/13	Tax Distribution	0	1.78	C



# Yavapai County Treasurer

## Monthly Statement

Date Range: 10/1/2022 to 10/31/2022

10/13	Tax Distribution	0	45.65	C
10/13	Tax Distribution	0	43.03	C
10/13	Tax Distribution	0	1.84	C
10/14	Tax Distribution	0	39.00	C
10/14	Tax Distribution	0	31.13	C
10/14	Tax Distribution	0	28.49	C
10/14	Tax Distribution	0	34.98	C
10/17	Tax Distribution	0	55.55	C
10/17	Tax Distribution	0	51.77	C
10/17	Tax Distribution	0	3.83	C
10/18	Tax Distribution	0	8.06	C
10/18	Tax Distribution	0	47.41	C
10/18	Tax Distribution	0	62.83	C
10/18	Tax Distribution	0	.75	C
10/18	Tax Distribution	0	25.89	C
10/19	Tax Distribution	0	20.50	C
10/19	Tax Distribution	0	3.88	C
10/19	Tax Distribution	0	46.95	C
10/19	Tax Distribution	0	14.30	C
10/19	Tax Distribution	0	114.64	C
10/20	Tax Distribution	0	37.99	C
10/20	Tax Distribution	0	31.82	C
10/20	Tax Distribution	0	29.12	C
10/20	Tax Distribution	0	52.85	C
10/20	Tax Distribution	0	11.82	C
10/20	Tax Distribution	0	10.75	C
10/21	Tax Distribution	0	13.47	C
10/21	Tax Distribution	0	25.70	C
10/21	Tax Distribution	0	55.62	C
10/21	Tax Distribution	0	8.97	C
10/24	Tax Distribution	0	42.74	C
10/24	Tax Distribution	0	12.63	C
10/24	Tax Distribution	0	144.99	C
10/24	Tax Distribution	0	57.72	C
10/24	Tax Distribution	0	7.95	C
10/25	Tax Distribution	0	10.20	C
10/25	Tax Distribution	0	150.22	C
10/25	Tax Distribution	0	23.84	C
10/25	Tax Distribution	0	35.01	C
10/25	Tax Distribution	0	10.78	C
10/26	Tax Distribution	0	21.37	C
10/26	Tax Distribution	0	51.39	C
10/26	Tax Distribution	0	89.45	C



# Yavapai County Treasurer

## Monthly Statement

Date Range: 10/1/2022 to 10/31/2022

10/26	Tax Distribution	0	184.34	C
10/26	Tax Distribution	0	5.15	C
10/26	Tax Distribution	0	29.12	C
10/27	Tax Distribution	0	27.91	C
10/27	Tax Distribution	0	8.22	C
10/27	Tax Distribution	0	134.53	C
10/27	Tax Distribution	0	20.07	C
10/27	Tax Distribution	0	12.91	C
10/27	Tax Distribution	0	54.82	C
10/27	Tax Distribution	0	.76	C
10/28	Tax Distribution	0	30.20	C
10/28	Tax Distribution	0	2.86	C
10/28	Tax Distribution	0	45.37	C
10/28	Tax Distribution	0	47.34	C
10/28	Tax Distribution	0	47.74	C
10/28	Tax Distribution	0	13.39	C
10/28	Tax Distribution	0	15.26	C
10/31	Tax Distribution	0	21.06	C
10/31	Tax Distribution	0	58.89	C
10/31	Tax Distribution	0	15.24	C
10/31	Tax Distribution	0	33.19	C
10/31	Tax Distribution	0	11.75	C
6065640700 Chino Valley Fire Dist BDS			<b>Ending Balance: 235,438.90</b>	

Chino Valley Fire District  
Bank Reconciliation Summary  
For the Bank Statement ending: 10/31/2022

BANK CONTROL ID: BDS - YAVAPAI COUNTY TREASURER		DESC: BOND DEBT SERVICE	ACCOUNT NO: 6-65640-7000
Beginning Balance:	10/01/22		\$56,653.38
Deposits and Credits:			\$178,785.52
Checks and Charges:			\$0.00
Adjustments:			\$0.00
Ending Balance Per Reconciliation:			\$235,438.90
Ending Balance Per Bank Statement:	10/31/22		\$235,438.90
* Outstanding Deposits and Credits:	10/31/22		\$0.00
* Outstanding Checks and Charges:	10/31/22		\$0.00
Ending Book Balance:			\$235,438.90

\* Outstanding amounts are all outstanding credits and charges dated prior or equal to the Reconciliation date.



Date	Document	Description	Module	Company	Amount
------	----------	-------------	--------	---------	--------

TOTAL CHECKS AND CHARGES CLEARED:

**Chino Valley Fire District**  
BR Checks and Charges Outstanding  
For the Bank Statement ending:

<u>Date</u>	<u>Document</u>	<u>Description</u>	<u>Module</u>	<u>Company</u>	<u>Amount</u>
-------------	-----------------	--------------------	---------------	----------------	---------------

TOTAL CHECKS AND CHARGES OUTSTANDING:

Chino Valley Fire District  
BR Deposits and Credits Cleared  
For the Bank Statement ending: 10/31/22

BDS	Yavapai County Treasurer	Bond Debt Service	6-65640-7000
-----	--------------------------	-------------------	--------------

Date	Document	Description	Module	Company	Amount
10/31/22	Cash With Yav Cty	BDS Tax Revenue - October, 202	GL	CHINOV	\$178,785.52
TOTAL DEPOSITS AND CREDITS CLEARED:					\$178,785.52

Chino Valley Fire District  
BR Deposits and Credits Outstanding  
For the Bank Statement ending:

Date	Document	Description	Module	Company	Amount
------	----------	-------------	--------	---------	--------

TOTAL DEPOSITS AND CREDITS OUTSTANDING:

Document Number	Date	BR Status	Void?	Description	Date Cleared	Amount
-----------------	------	-----------	-------	-------------	--------------	--------

MODULE: JOURNAL ENTRIES FROM GENERAL LEDGER

BANK CONTROL ID: BDS - YAVAPAI COUNTY TREASURER

Cash With Yav Cty	10/31/22	Marked	No	BDS Tax Revenue - October, 202	11/17/22	\$178,785.52
-------------------	----------	--------	----	--------------------------------	----------	--------------

SUB TOTAL FOR BANK:	\$178,785.52
---------------------	--------------

TOTAL FOR MODULE:	\$178,785.52
-------------------	--------------

Chino Valley Fire District  
BR Adjustments Report  
For the Bank Statement ending:

Date	Document	Description	GL Account	Offset Amt	Adj. Amt
------	----------	-------------	------------	------------	----------

DOCUMENT:

ADJUSTMENT DOCUMENT " TOTAL:

TOTAL FOR ALL ADJUSTMENTS:

11/17/22  
7:34:39 AM

**Chino Valley Fire District**  
Income Statement  
(Original Budget to Actual Comparison)  
For the period of 10/1/2022 Through 10/31/2022

Fund: (40) Bond Service Fund

	Current Period					Year To Date			
	Account	Actual	Budget	Variance	%	Actual	Budget	Variance	%
<u>Revenues</u>									
Real Estate Tax	40420000002	\$175,619.07	\$0.00	\$175,619.07	0.0%	\$183,848.73	\$0.00	\$183,848.73	0.0%
Personal Tax Revenue	40420500000	3,166.45	0.00	3,166.45	0.0	3,919.49	0.00	3,919.49	0.0
Net Revenues		\$178,785.52	\$0.00	\$178,785.52	0.0 %	\$187,768.22	\$0.00	\$187,768.22	0.0 %
Income (Loss) from Operations		\$178,785.52	\$0.00	\$178,785.52	0.0%	\$187,768.22	\$0.00	\$187,768.22	0.0%
<u>Other Income (Expense)</u>									
Bond Debt Service Interest Revenue	40430000000	\$0.00	\$0.00	\$0.00	0.0%	\$360.97	\$0.00	\$360.97	0.0%
Bond Debt Service Interest Expense	40610000000	0.00	0.00	0.00	0.0	(0.06)	0.00	(0.06)	0.0
Total Other Income (Expense)		\$0.00	\$0.00	\$0.00	0.0 %	\$360.91	\$0.00	\$360.91	0.0 %
Net Income (Loss)		\$178,785.52	\$0.00	\$178,785.52	0.0%	\$188,129.13	\$0.00	\$188,129.13	0.0%

11/17/22  
7:34:41 AM

Chino Valley Fire District  
Balance Sheet  
As of 10/31/2022

Fund: (40) Bond Service Fund  
Account: (1105) Not Defined

Assets		
<b><u>Current Assets</u></b>		
Bond Debt Service	\$235,438.90	
Total Current Assets		\$235,438.90
<b>Total Assets</b>		<b>\$235,438.90</b>
<b>Total Liabilities and Net Assets</b>		<b>\$0.00</b>



**Chino Valley Fire District**  
GL Account Ledger - Detail By Period  
10/1/2022 through 10/31/2022

Batch	Journal	Entry #	Date	Job	Document	Description	Debits	Credits	Balance
40.1105.0.0.000						BOND DEBT SERVICE			\$56,653.38
2275	GJ	144059	10/31/22		Cash With Yav Cty	BDS Tax Revenue - October, 2022	178,785.52	-	235,438.90
BOND DEBT SERVICE TOTALS:							\$178,785.52	\$0.00	\$235,438.90
TOTAL OF LEDGER:							\$178,785.52	\$0.00	\$235,438.90

**Chino Valley Fire District**  
GL Trial Balance Worksheet  
For The Period of 10/1/2022 through 10/31/2022

Account	Description	Balances				Adjustments
		Beginning	Debits	Credits	Ending	
40.1105.0.0.000	Bond Debt Service	\$56,653.38	\$178,785.52	\$0.00	\$235,438.90	
TOTALS:		<u>\$56,653.38</u>	<u>\$178,785.52</u>	<u>\$0.00</u>	<u>\$235,438.90</u>	

\* Inactive accounts are marked and appear in grey.