

AGENDA

**Central Arizona Fire and Medical Authority
Chino Valley Fire District Board of Directors
CV Regular Meeting**

Thursday, December 22, 2022, 4:00 pm - 4:30 pm

**Central Arizona Fire and Medical Authority, Administration, 8603 E. Eastridge Drive,
Prescott Valley**

NOTICE OF MEETING

Pursuant to A.R.S. § 38-431.02, notice is hereby given to the members of the Chino Valley Fire District Board of Directors and the general public that the **Chino Valley Fire District** will hold a meeting open to the public on **Thursday, December 22, 2022 at 4:00 p.m.** The meeting will be held at the **Central Arizona Fire and Medical Authority, Administration, 8603 E. Eastridge Drive, Prescott Valley, Arizona.** The Board may vote to go into Executive Session on any agenda item, pursuant to A.R.S. §38-431.03(A)(3) for discussion and consultation for legal advice with the District's Attorney on matters as set forth in the agenda item. The following topics and any variables thereto, will be subject to Board consideration, discussion, approval, or other action. All items are set for possible action. Members may attend in person or via remote methods of communication.

1. CALL TO ORDER / ROLL CALL OF BOARD MEMBERS
2. PLEDGE OF ALLEGIANCE
3. NEW BUSINESS
 - A. Discussion and Possible Action Regarding Election of Fire Board Chairperson and Board Clerk
 - B. Discussion and Possible Action Regarding Appointing One (1) Member to the Central Arizona Fire and Medical Authority Board
4. PRESENTATIONS
 - A. Presentation, Discussion, and Acceptance of FY 2022 Audit Report as Presented by Henry & Horne

5. CALL TO THE PUBLIC

In accordance with A.R.S. §38-431.01(H) and as a matter of policy, the Chino Valley Fire District Board has decided to allow public comments as time permits. Therefore, those wishing to address the Board regarding an issue within the jurisdiction of this public body may do so in an orderly manner that includes completing a Call to the Public Form and submitting it to staff for the record. If a written statement is being read, please provide a copy to ensure it is entered into the record accurately. Individuals will be limited to speak for three (3) minutes and Call to the Public shall not exceed 15 minutes per meeting.

6. CONSENT AGENDA

All matters listed under consent agenda are considered to be routine by the Chino Valley Fire District Board and will be enacted by one motion. There will be no separate discussion on these items. Any item may be removed by a Board member and will be considered separately for motion, discussion and action.

- A. Approve Regular Session Minutes - November 28, 2022
- B. Approve Special Meeting Minutes - December 7, 2022
- C. Approve General Fund Financial Statements
- D. Approve Bond Debt Service Financials
- 7. NEW BUSINESS, CONTINUED
 - A. Discussion and Possible Approval of Budget Development Schedule
- 8. ADJOURNMENT

Disabled persons needing reasonable accommodations should call 928-772-7711 prior to the scheduled meeting.

MINUTES

**Central Arizona Fire and Medical Authority
Chino Valley Fire District Board of Directors
Regular Meeting
Monday, November 28, 2022, 4:00 pm - 4:30 pm
Central Arizona Fire and Medical Authority, Administration, 8603 E. Eastridge Drive,
Prescott Valley**

In-Person Attendance

Cyndy Dicus; Cynthia Gentle; Dave Tharp; Kathy Goodman; Lorette Stewart;
Scott A Freitag; Susanne Dixon

Remote Attendance

Nicolas Cornelius

Not In Attendance

Carrie Zambrano; Dave Dobbs

NOTICE OF MEETING

1. CALL TO ORDER / ROLL CALL OF BOARD MEMBERS

Chair Dicus called the meeting to order at 4:02 p.m.

2. PLEDGE OF ALLEGIANCE

Chair Dicus led the Pledge of Allegiance.

3. CALL TO THE PUBLIC

There were no public comments.

4. CONSENT AGENDA

- A. Approve Regular Session Minutes - September 26, 2022
- B. Approve September General Fund and Bond Debt Service Financials
- C. Approve October General Fund and Bond Debt Service Financials

Motion to approve the Consent Agenda.

Move: Cynthia Gentle Second: Lorette Stewart Status: Passed

Yes: Cyndy Dicus, Cynthia Gentle, Lorette Stewart

5. NEW BUSINESS

- A. Discussion and Possible Direction to Staff Regarding Chino Valley Fire District Board Vacancies

Chief Freitag reminded the Board that there are two vacancies and that Staff is seeking direction regarding posting and scheduling a Special Meeting. He recommended posting immediately and scheduling a Special Meeting the first

week of December.

Direction from the Board is to post as soon as possible with an application due date of December 6, 2022 at close of business. A Special Meeting to interview candidates will be held on December 7, 2022 at 4:00 p.m.

B. Discussion and Possible Direction to Staff Regarding December Meeting Date

Chief Freitag explained that the December Board meeting is scheduled to fall on the day after Christmas, so he requested that the Board consider moving the meeting to December 22nd, 2022 at 4:00 p.m.

Direction from the Board is to recommend to the Central Yavapai and CAFMA Boards that the meetings be scheduled for December 22, 2022.

6. ADJOURNMENT

Motion to adjourn at 4:09 p.m.

Move: Cynthia Gentle Second: Lorette Stewart Status: Passed

Yes: Cyndy Dicus, Cynthia Gentle, Lorette Stewart

MINUTES

**Central Arizona Fire and Medical Authority
Chino Valley Fire District Board of Directors
Special Meeting
Wednesday, December 7, 2022, 4:00 pm - 5:00 pm
Central Arizona Fire and Medical Authority, Administration, 8603 E. Eastridge Drive,
Prescott Valley**

In-Person Attendance

Cynthia Gentle; Dave Tharp; Kathy Goodman; Susanne Dixon

Remote Attendance

Carrie Zambrano; Nicolas Cornelius

Not In Attendance

Lorette Stewart; Scott A Freitag

NOTICE OF MEETING

1. CALL TO ORDER / ROLL CALL OF BOARD MEMBERS

Director Gentle, acting as Chair, called the meeting to order at 4:22 p.m.

Candidate Stankewicz attend via Teams.

2. PLEDGE OF ALLEGIANCE

Director Gentle led the Pledge of Allegiance.

3. CALL TO THE PUBLIC

There were no public comments.

4. NEW BUSINESS

A. Interview Board of Director Candidates

Attorney Cornelius stated for the record that the Chino Valley Fire District Board is currently a three-member Board; there are two Board member vacancies. He asserted that two of three sitting Board members constitutes a quorum, though if there is a split decision, the meeting may have to be rescheduled.

Director Gentle welcomed the candidates and explained the process.

The Board interviewed the candidates in alphabetic order.

**Cyndy Dicus
Dave Dobbs
Thomas Short
John Stankewicz**

The candidates were asked the following standard interview questions:

- 1. Tell us about yourself.**
- 2. Why would you like to serve on the Chino Valley Fire District Board.**

B. Discussion and Possible Action Regarding Selection of Two (2) New Board Members

Chief Tharp requested that the Board members nominate the new members one at a time.

Motion to nominate Cyndy Dicus to serve on the Chino Valley Fire District Board made by Director Gentle. The motion was seconded by Director Zambrano. The motion passed.

Motion to nominate Dave Dobbs to serve on the Chino Valley Fire District Board made by Director Zambrano. The motion was seconded by Director Gentle. The motion passed.

C. Swear in New Board Members

Chief Tharp thanked all of the candidates for their time and encouraged them to apply again the next time there is a vacancy.

Cyndy Dicus and Dave Dobbs were sworn in by Director Gentle as members of the Chino Valley Fire District Board of Directors.

5. ADJOURNMENT

Motion to adjourn at 4:56 p.m.

The Chino Valley Fire District Board of Directors have reviewed and approved the following monthly financial documents to include Income Statements, Balance Sheets, and Bank Reconciliations with supporting documents, Revenue and Expenditure Graphs, and Cash Flow Projections in compliance with ARS §48-805, 807:

CVFD General Fund

CVFD Bond Debt Service

| | |
|------------------------|------|
| Fire Board Chairperson | Date |
|------------------------|------|

| | |
|------------------|------|
| Fire Board Clerk | Date |
|------------------|------|

Signature indicating approval on next page.

CHINO VALLEY FIRE DISTRICT
GENERAL FUND BANK RECONCILIATION NOVEMBER 2022

Reconciliation:

| | |
|--------------------------------|----------------------|
| Beginning Balance: | \$ 2,360,246.69 |
| Tax Revenue: | \$ 668,575.73 |
| Interest Revenue: | \$ - |
| Fire District Deposits: | \$ - |
| Disbursements: | \$ (4,045.00) |
| Transfer Out - Fire Authority: | \$ (2,258,118.82) |
| Other: Tax Roll Corrections | \$ (12.01) |
| Ending Balance: | \$ 766,646.59 |

Difference Between Balances: \$ -

Deposits Per Bank Statement:

| | |
|-------------------------------|---------------|
| Real Estate Taxes: | \$ 593,820.12 |
| Personal Property Taxes: | \$ 19,648.61 |
| Fire District Assistance Tax: | \$ 55,107.00 |
| Fire District Deposit: | \$ - |
| Interest Revenue: | \$ - |
| ADOT & Fish and Game In Lieu: | \$ - |
| Other: | \$ - |
| Other: | \$ - |

Ending Balance: \$ 668,575.73

Bank Statement Balance:

| | |
|-----------------------|---------------|
| Balance Per Bank: | \$ 770,691.59 |
| Outstanding Checks: | \$ (4,045.00) |
| Outstanding Deposits: | \$ - |

Ending Balance: \$ 766,646.59

G/L Ending Balance: \$ 766,646.59

\$ 766,646.59

Bank Reconciliation Register:

| | |
|-------------------------------------|------------------------|
| Checks From Accounts Payable: | \$ 4,045.00 |
| Other: GL JE Fire Authority Funding | \$ 2,258,118.82 |
| Other: Tax Roll Corrections | \$ 12.01 |
| Total Checks: | \$ 2,262,175.83 |

| | |
|------------------------------------|---------------|
| Deposits From Accounts Receivable: | \$ - |
| Other: GL JE Tax Revenue | \$ 668,575.73 |

Ending Balance: \$ 668,575.73

Reconciliation Approved By:

Scott Freitag

Digitally signed by Scott Freitag
Date: 2022.12.15 14:49:02
-07'00'

Scott Freitag, Fire Chief

Reconciliation Reviewed By:

Dave Tharp

Digitally signed by Dave Tharp
Date: 2022.12.15 12:36:47
-07'00'

David Tharp, Assistant Chief of Administration

Reconciliation Prepared By:

Karen Mauldin

Digitally signed by Karen Mauldin
Date: 2022.12.14 12:40:44 -07'00'

Karen Mauldin, Finance Manager

CHINO VALLEY FIRE DISTRICT
General Fund Tax Collection Information

| Total Levy Month | FY 16-17 \$3,547,699 Collected | FY 17-18 \$3,707,996 Collected | FY 18-19 \$3,926,501 Collected | FY 19-20 \$4,190,442 Collected | FY 20-21 \$4,497,237 Collected | FY 21-22 \$4,833,636 Collected | FY 22-23 \$5,218,024 Collected |
|------------------|--------------------------------------|--------------------------------------|--------------------------------------|--------------------------------------|--------------------------------------|--------------------------------------|--------------------------------------|
| July | \$10,160 | \$24,936 | \$21,890 | \$14,597 | \$42,316 | \$26,983 | \$29,396 |
| % | 0.286% | 0.672% | 0.557% | 0.348% | 0.941% | 0.558% | 0.563% |
| % To Date | 0.2864% | 0.6725% | 0.5575% | 0.3483% | 0.9409% | 0.5582% | 0.5633% |
| August | \$18,803 | \$10,622 | \$12,226 | \$10,746 | \$15,526 | \$11,257 | \$10,089 |
| % | 0.530% | 0.286% | 0.311% | 0.256% | 0.345% | 0.233% | 0.193% |
| % To Date | 0.8164% | 0.9590% | 0.8688% | 0.6048% | 1.2862% | 0.7911% | 0.7567% |
| September | \$182,315 | \$178,141 | \$25,209 | \$30,894 | \$8,143 | \$54,439 | \$64,614 |
| % | 5.139% | 4.804% | 0.642% | 0.737% | 0.181% | 1.126% | 1.238% |
| % To Date | 5.9553% | 5.7632% | 1.5109% | 1.3420% | 1.4673% | 1.9174% | 1.9950% |
| October | \$834,512 | \$1,503,325 | \$1,610,381 | \$1,807,742 | \$1,780,309 | \$1,962,817 | \$2,100,367 |
| % | 23.523% | 40.543% | 41.013% | 43.140% | 39.587% | 40.607% | 40.252% |
| % To Date | 29.4779% | 46.3060% | 42.5240% | 44.4817% | 41.0540% | 42.5249% | 42.2471% |
| November | \$866,615 | \$290,266 | \$498,787 | \$373,908 | \$508,805 | \$535,270 | \$613,469 |
| % | 24.428% | 7.828% | 12.703% | 8.923% | 11.314% | 11.074% | 11.757% |
| % To Date | 53.9055% | 54.1341% | 55.2271% | 53.4046% | 52.3677% | 53.5987% | 54.0038% |
| December | \$227,672 | \$223,661 | \$236,727 | \$286,760 | \$399,155 | \$365,096 | \$0 |
| % | 6.4175% | 6.0319% | 6.0289% | 6.8432% | 8.8756% | 7.5532% | 0.0000% |
| % To Date | 60.3229% | 60.1659% | 61.2560% | 60.2478% | 61.2433% | 61.1520% | 54.0038% |
| January | \$89,048 | \$153,278 | \$117,994 | \$115,429 | \$118,322 | \$183,242 | \$0 |
| % | 2.5100% | 4.1337% | 3.0051% | 2.7546% | 2.6310% | 3.7910% | 0.0000% |
| % To Date | 62.8330% | 64.2997% | 64.2611% | 63.0023% | 63.8742% | 64.9429% | 54.0038% |
| February | \$94,094 | \$95,262 | \$54,476 | \$104,991 | \$88,422 | \$74,113 | \$0 |
| % | 2.6523% | 2.5691% | 1.3874% | 2.5055% | 1.9661% | 1.5333% | 0.0000% |
| % To Date | 65.4852% | 66.8688% | 65.6485% | 65.5078% | 65.8404% | 66.4762% | 54.0038% |
| March | \$141,015 | \$127,298 | \$138,910 | \$142,182 | \$143,500 | \$112,700 | \$0 |
| % | 3.9748% | 3.4331% | 3.5377% | 3.3930% | 3.1908% | 2.3316% | 0.0000% |
| % To Date | 69.4600% | 70.3018% | 69.1863% | 68.9008% | 69.0312% | 68.8078% | 54.0038% |
| April | \$821,855 | \$794,289 | \$955,634 | \$983,917 | \$1,082,230 | \$1,188,626 | \$0 |
| % | 23.1659% | 21.4210% | 24.3380% | 23.4800% | 24.0643% | 24.5907% | 0.0000% |
| % To Date | 92.6259% | 91.7228% | 93.5243% | 92.3809% | 93.0956% | 93.3985% | 54.0038% |
| May | \$195,151 | \$238,700 | \$189,925 | \$206,496 | \$202,990 | \$226,873 | \$0 |
| % | 5.5008% | 6.4374% | 4.8370% | 4.9278% | 4.5137% | 4.6936% | 0.0000% |
| % To Date | 98.1267% | 98.1602% | 98.3613% | 97.3086% | 97.6092% | 98.0921% | 54.0038% |
| June | \$66,097 | \$80,520 | \$84,895 | \$49,679 | \$87,815 | \$85,664 | \$0 |
| % | 1.8631% | 2.1715% | 2.1621% | 1.1855% | 1.9527% | 1.7723% | 0.0000% |
| % To Date | 99.9898% | 100.3318% | 100.5234% | 98.4942% | 99.5619% | 99.8644% | 54.0038% |
| TOTALS | \$3,547,337 | \$3,720,297 | \$3,947,053 | \$4,127,341 | \$4,477,533 | \$4,827,080 | \$2,817,934 |
| Delinquency | 0.0102% | -0.3318% | -0.5234% | 1.5058% | 0.4381% | 0.1356% | 45.9962% |

CHINO VALLEY FIRE DISTRICT
FDAT Collection Information

| Total Levy Month | FY 16-17 \$313,900 Collected | FY 17-18 \$333,290 Collected | FY 18-19 \$333,290 Collected | FY 19-20 \$366,547 Collected | FY 20-21 \$400,000 Collected | FY 21-22 \$400,000 Collected | FY 22-23 \$400,000 Collected |
|------------------|------------------------------------|------------------------------------|------------------------------------|------------------------------------|------------------------------------|------------------------------------|------------------------------------|
| July | \$1,423 | \$1,630 | \$1,238 | \$1,475 | \$2,769 | \$1,871 | \$2,011 |
| % | 0.453% | 0.489% | 0.371% | 0.403% | 0.692% | 0.468% | 0.503% |
| % To Date | 0.4533% | 0.4891% | 0.3715% | 0.4025% | 0.6923% | 0.4677% | 0.5026% |
| August | \$661 | \$554 | \$707 | \$653 | \$662 | \$1,498 | \$575 |
| % | 0.211% | 0.166% | 0.212% | 0.178% | 0.166% | 0.375% | 0.144% |
| % To Date | 0.6638% | 0.6553% | 0.5835% | 0.5806% | 0.8579% | 0.8422% | 0.6465% |
| September | \$8,777 | \$12,654 | \$3,182 | \$1,853 | \$879 | \$4,669 | \$4,994 |
| % | 2.796% | 3.797% | 0.955% | 0.505% | 0.220% | 1.167% | 1.249% |
| % To Date | 3.4600% | 4.4520% | 1.5382% | 1.0861% | 1.0777% | 2.0095% | 1.8950% |
| October | \$86,411 | \$93,081 | \$139,813 | \$107,270 | \$160,480 | \$159,909 | \$157,752 |
| % | 27.528% | 27.928% | 41.949% | 29.265% | 40.120% | 39.977% | 39.438% |
| % To Date | 30.9881% | 32.3799% | 43.4877% | 30.3510% | 41.1979% | 41.9866% | 41.3329% |
| November | \$75,219 | \$74,651 | \$59,861 | \$30,666 | \$48,339 | \$52,249 | \$55,107 |
| % | 23.9628% | 22.3983% | 17.9606% | 8.3663% | 12.0848% | 13.0622% | 13.7768% |
| % To Date | 54.9510% | 54.7782% | 61.4483% | 38.7172% | 53.2826% | 55.0488% | 55.1097% |
| December | \$24,923 | \$21,663 | \$25,413 | \$112,035 | \$39,219 | \$35,029 | \$0 |
| % | 7.9398% | 6.4997% | 7.6250% | 30.5650% | 9.8048% | 8.7572% | 0.0000% |
| % To Date | 62.8907% | 61.2779% | 69.0733% | 69.2822% | 63.0874% | 63.8060% | 55.1097% |
| January | \$11,762 | \$16,138 | \$11,149 | \$11,446 | \$12,625 | \$15,294 | \$0 |
| % | 3.7471% | 4.8420% | 3.3450% | 3.1227% | 3.1562% | 3.8235% | 0.0000% |
| % To Date | 66.6378% | 66.1199% | 72.4183% | 72.4049% | 66.2436% | 67.6294% | 55.1097% |
| February | \$8,291 | \$8,056 | \$7,409 | \$10,419 | \$6,657 | \$5,785 | \$0 |
| % | 2.641% | 2.417% | 2.223% | 2.842% | 1.664% | 1.446% | 0.000% |
| % To Date | 69.2790% | 68.5368% | 74.6413% | 75.2473% | 67.9079% | 69.0756% | 55.1097% |
| March | \$12,638 | \$12,174 | \$13,713 | \$13,361 | \$10,897 | \$8,259 | \$0 |
| % | 4.0263% | 3.6528% | 4.1143% | 3.6452% | 2.7242% | 2.0646% | 0.0000% |
| % To Date | 73.3052% | 72.1897% | 78.7556% | 78.8925% | 70.6320% | 71.1403% | 55.1097% |
| April | \$62,586 | \$63,209 | \$79,859 | \$85,315 | \$88,842 | \$89,498 | \$0 |
| % | 19.9382% | 18.9651% | 23.9607% | 23.2754% | 22.2104% | 22.3745% | 0.0000% |
| % To Date | 93.2434% | 91.1548% | 102.7164% | 102.1679% | 92.8424% | 93.5148% | 55.1097% |
| May | \$23,662 | \$23,731 | \$18,881 | \$21,832 | \$19,620 | \$19,623 | \$0 |
| % | 7.5381% | 7.1201% | 5.6650% | 5.9561% | 4.9050% | 4.9058% | 0.0000% |
| % To Date | 100.7815% | 98.2749% | 108.3813% | 108.1240% | 97.7475% | 98.4206% | 55.1097% |
| June | \$4,682 | \$5,094 | \$5,726 | \$4,474 | \$6,987 | \$6,978 | \$0 |
| % | 1.4917% | 1.5285% | 1.7181% | 1.2206% | 1.7468% | 1.7445% | 0.0000% |
| % To Date | 102.2732% | 99.8034% | 110.0995% | 109.3446% | 99.4943% | 100.1651% | 55.1097% |
| TOTALS | \$321,035 | \$332,635 | \$366,951 | \$400,799 | \$397,977 | \$400,660 | \$220,439 |
| Delinquency | -2.2732% | 0.1966% | -10.0995% | -9.3446% | 0.5057% | -0.1651% | 44.8903% |

100.0000% 100.0000% 100.0000% 100.0000% 100.0000% 100.0000% 100.0000%



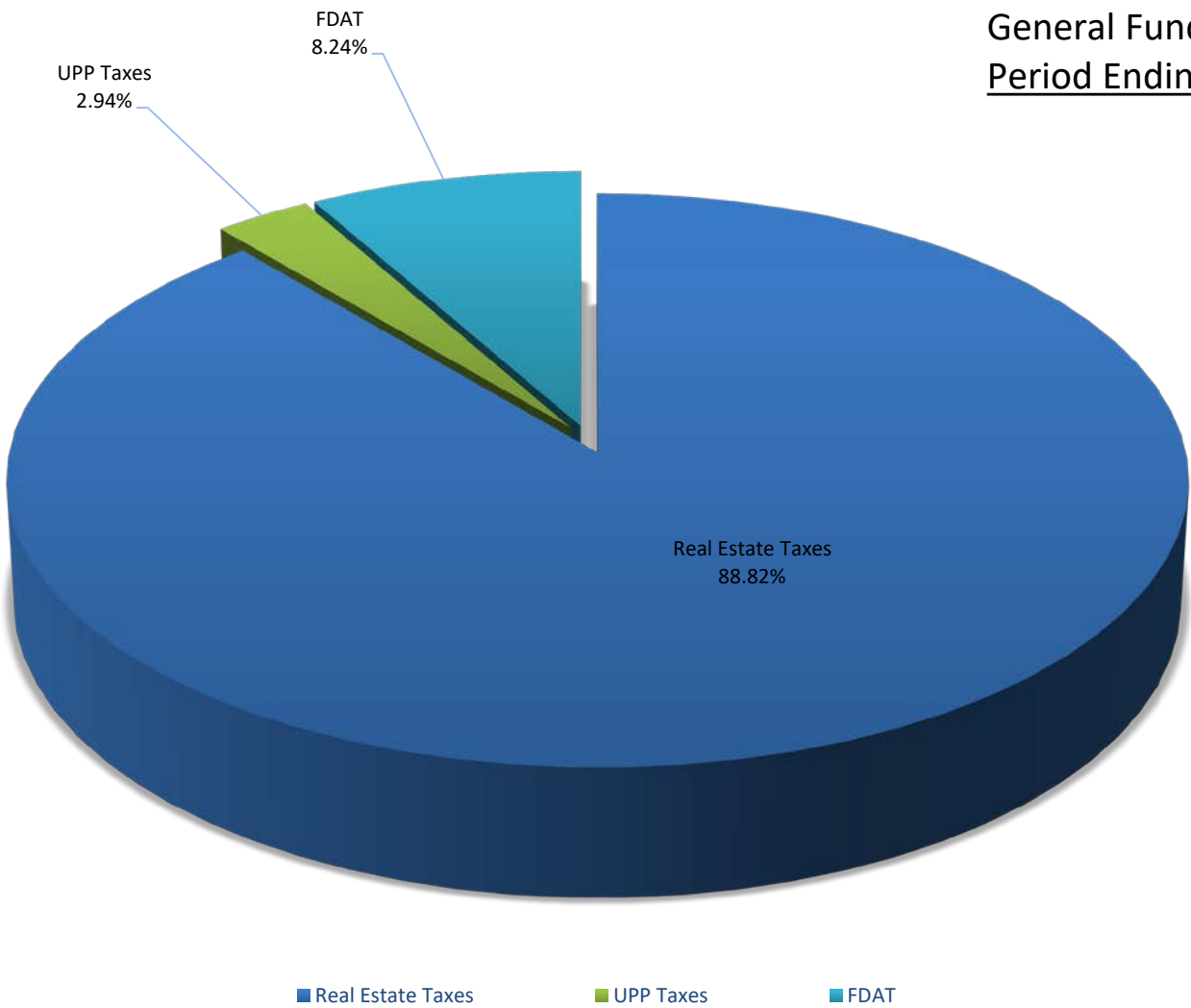
2022 - 2023 Cash Flow by Month : NOVEMBER

| | Actual | | | | | PROJECTED | | | | | | |
|-----------------------------|----------|----------|---------|-----------|-------------|-----------|---------|---------|---------|---------|---------|---------|
| | July | Aug. | Sept. | Oct. | Nov. | Dec. | Jan. | Feb. | March | April | May | June |
| Revenues: | | | | | | | | | | | | |
| Taxes | 29,396 | 10,089 | 64,614 | 2,100,367 | 613,469 | 434,835 | 434,835 | 434,835 | 434,835 | 434,835 | 434,835 | 434,835 |
| FDAT | 2,011 | 575 | 4,994 | 157,752 | 55,107 | 33,333 | 33,333 | 33,333 | 33,333 | 33,333 | 33,333 | 33,333 |
| Interest Income | - | 233 | 341 | - | - | - | - | - | - | - | - | - |
| Other Income | - | - | - | - | - | 167 | 167 | 167 | 167 | 167 | 167 | 167 |
| RevenueTotals: | 31,406 | 10,897 | 69,949 | 2,258,119 | 668,576 | 468,335 | 468,335 | 468,335 | 468,335 | 468,335 | 468,335 | 468,335 |
| Expenditures: | | | | | | | | | | | | |
| Finance, Election | - | - | 878 | - | 4,045 | 3,708 | 3,708 | 3,708 | 3,708 | 3,708 | 3,708 | 3,708 |
| Legal, Fire Board Expenses | - | - | - | - | - | 1,667 | 1,667 | 1,667 | 1,667 | 1,667 | 1,667 | 1,667 |
| Contingency | - | - | - | - | - | 1,667 | 1,667 | 1,667 | 1,667 | 1,667 | 1,667 | 1,667 |
| Fire Authority Funding | 93,159 | 31,406 | 10,897 | 69,949 | 2,258,119 | 464,627 | 464,627 | 464,627 | 464,627 | 464,627 | 464,627 | 464,627 |
| Miscellaneous | 1 | - | - | - | 12 | - | - | - | - | - | - | - |
| ExpenditureTotals: | 93,160 | 31,406 | 11,774 | 69,949 | 2,262,176 | 470,002 | 470,002 | 470,002 | 470,002 | 470,002 | 470,002 | 470,002 |
| Monthly Net Cash | (61,754) | (20,509) | 58,175 | 2,188,170 | (1,593,600) | | | | | | | |
| Cumulative Net Cash | (41,754) | (62,263) | (4,088) | 2,184,082 | 590,482 | | | | | | | |
| Cash Balance (Carryover) | 20,000 | (509) | 57,666 | 2,245,836 | 652,236 | | | | | | | |

**CHINO VALLEY FIRE DISTRICT
REVENUE GRAPH DATA**

| | Revenue | Budget | % |
|-------------------|-------------------|---------------------|---------------|
| Real Estate Taxes | \$ 593,820 | \$ 5,218,024 | 88.82 |
| UPP Taxes | \$ 19,649 | \$ - | 2.94 |
| FDAT | \$ 55,107 | \$ 400,000 | 8.24 |
| Interest Income | \$ - | \$ - | 0.00 |
| Other Income | \$ - | \$ 2,000 | 0.00 |
| TOTALS: | \$ 668,576 | \$ 5,620,024 | 100.00 |

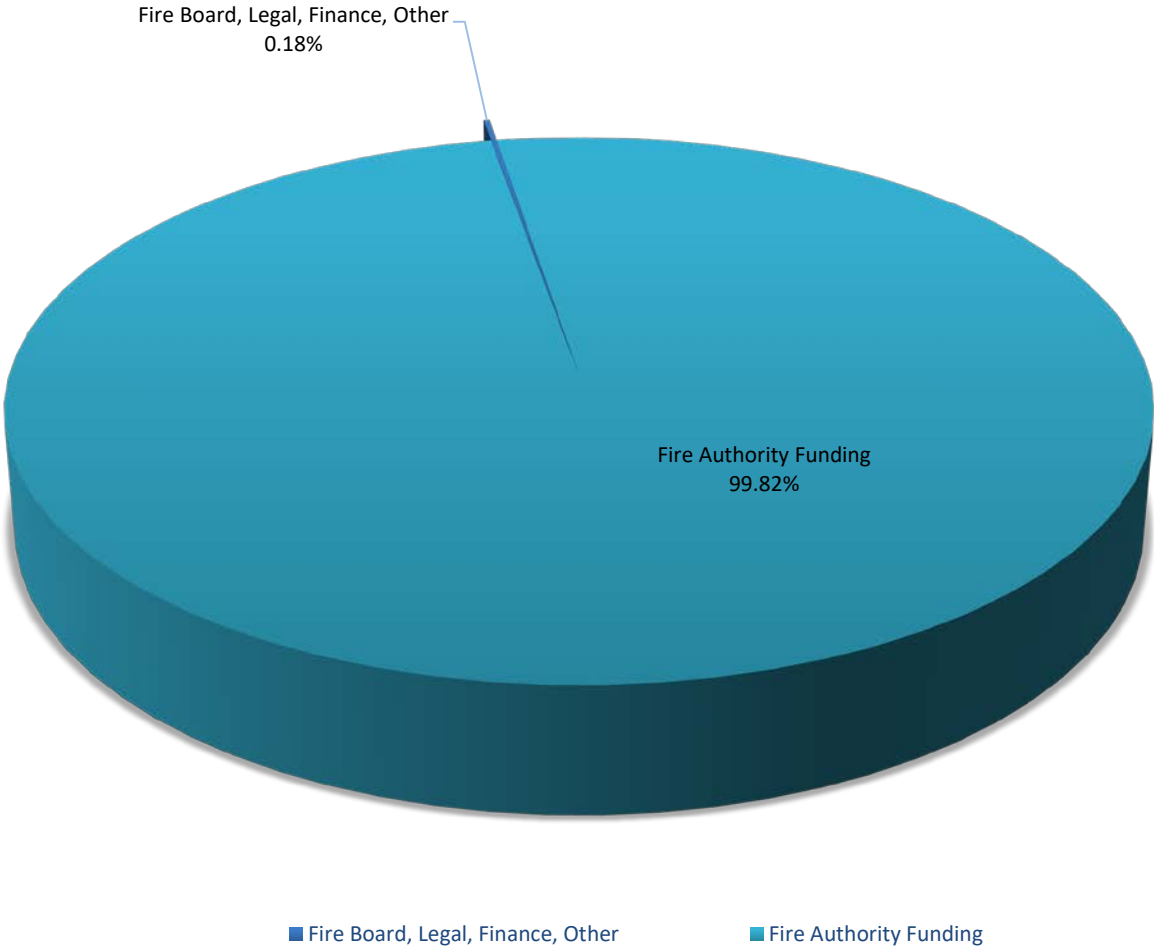
Chino Valley Fire District
FY 2022 - 2023
General Fund Revenue
Period Ending 11/30/22



**CHINO VALLEY FIRE DISTRICT
EXPENSE GRAPH DATA**

| | Revenue | Budget | % |
|--------------------------------------|---------------------|---------------------|---------------|
| Fire Board, Legal, Finance, Other | \$ 4,045 | \$ 44,500 | 0.18 |
| Miscellaneous | \$ 12 | \$ - | 0.00 |
| Fire Authority Funding | \$ 2,258,119 | \$ 5,575,524 | 99.82 |
| TOTALS: | \$ 2,262,176 | \$ 5,620,024 | 100.00 |

Chino Valley Fire District
FY 2022 - 2023
General Fund Expenditures
Period Ending 11/30/22



CHINO VALLEY FIRE DISTRICT
GENERAL FUND - NOVEMBER, 2022

| | | |
|--------------------|----|------------|
| Real Estate Taxes: | \$ | 593,820.12 |
| UPP Taxes: | \$ | 19,648.61 |
| FDAT: | \$ | 55,107.00 |
| Interest Received: | \$ | - |
| Other: | \$ | - |
| <hr/> | | |
| TOTAL: | \$ | 668,575.73 |
| <hr/> | | |

| | | |
|-----------------------|----|--------------|
| Transferred to CAFMA: | \$ | 2,258,118.82 |
|-----------------------|----|--------------|



Yavapai County Treasurer

Monthly Statement

Date Range: 11/1/2022 to 11/30/2022

Chino Valley Fire Dist GF
Fund: 6065540000



Yavapai County Treasurer

Monthly Statement

Date Range: 11/1/2022 to 11/30/2022

| Account | Period | YTD | | |
|-------------------|----------------------------------|----------------|-----------------------|------------|
| 6065540000 | Chino Valley Fire Dist GF | | | |
| Begin Balance: | 2,360,246.69 | 196,165.28 | | |
| Income: | 668,575.73 ✓ | 3,038,946.52 | | |
| LOC Advance: | .00 | .00 | | |
| Expense: | (2,258,130.83) ✓ | (2,464,420.21) | LOC: | .00 |
| LOC Payments: | .00 | .00 | Warrants Outstanding: | .00 |
| Cash Balance: | 770,691.59 | 770,691.59 | End: | 770,691.59 |

Monthly Statement Summary

| Source Code | Description | | MTDAmount | YTDAmount |
|-------------------|-------------------------------------|---------------------------|-------------------|-------------------|
| 6065540000 | Chino Valley Fire Dist GF | Beginning Balance: | 2,360,246.69 | 196,165.28 |
| 11100.2021 | 2021 Real Estate Taxes | | 5,829.65 | 48,546.64 |
| 11100.2022 | 2022 Real Estate Taxes | | 587,990.47 | 2,704,019.27 |
| 12100.2010 | 2010 Personal Property Taxes | | .00 | 19.13 |
| 12100.2017 | 2017 Personal Property Taxes | | 8.34 | 42.31 |
| 12100.2018 | 2018 Personal Property Taxes | | .00 | 114.61 |
| 12100.2019 | 2019 Personal Property Taxes | | .00 | 213.80 |
| 12100.2020 | 2020 Personal Property Taxes | | .00 | 1,477.86 |
| 12100.2021 | 2021 Personal Property Taxes | | 106.31 | 4,914.45 |
| 12100.2022 | 2022 Personal Property Taxes | | 19,533.96 | 58,585.56 |
| 37150.0 | FDAT Distributions | | 55,107.00 | 220,438.71 |
| 38109.0 | Interest on Investments St Treas | | .00 | 543.13 |
| 38113.0 | Interest on Investments-Wells Fargo | | .00 | 31.05 |
| 90002.0 | Interest Pd on Tax Roll Corrections | | (12.01) | (12.67) |
| 91032.0 | Warrants Redeemed | | .00 | (877.50) |
| 91702.0 | Transfer out | | (2,258,118.82) | (2,463,530.04) |
| | | Ending Balance: | 770,691.59 | 770,691.59 |

Monthly Statement Detail

| Date | Notes | Doc # | Amount | C/D |
|-------------------|----------------------------------|-------|--|-----|
| 6065540000 | Chino Valley Fire Dist GF | | Beginning Balance: 2,360,246.69 | |
| 11100.2021 | 2021 Real Estate Taxes | | Source Code Total: 5,829.65 | |
| 11/01 | Tax Distribution | 0 | 38.64 | C |
| 11/01 | Tax Distribution | 0 | 4.87 | C |
| 11/02 | Tax Distribution | 0 | 77.55 | C |
| 11/03 | Tax Distribution | 0 | 92.03 | C |
| 11/07 | Tax Distribution | 0 | 141.98 | C |
| 11/07 | Tax Distribution | 0 | (133.78) | C |
| 11/08 | Tax Distribution | 0 | 853.52 | C |
| 11/08 | Tax Distribution | 0 | 907.27 | C |
| 11/10 | Tax Distribution | 0 | 244.28 | C |




Yavapai County Treasurer

Monthly Statement

Date Range: 11/1/2022 to 11/30/2022

| | | | | |
|-----------------------------------|------------------|---|-------------------------------|---|
| 11/14 | Tax Distribution | 0 | 121.22 | C |
| 11/15 | Tax Distribution | 0 | 90.08 | C |
| 11/17 | Tax Distribution | 0 | 172.21 | C |
| 11/17 | Tax Distribution | 0 | 192.50 | C |
| 11/21 | Tax Distribution | 0 | 125.18 | C |
| 11/21 | Tax Distribution | 0 | 117.16 | C |
| 11/23 | Tax Distribution | 0 | 175.73 | C |
| 11/23 | Tax Distribution | 0 | 1,299.62 | C |
| 11/23 | Tax Distribution | 0 | 49.92 | C |
| 11/28 | Tax Distribution | 0 | 611.51 | C |
| 11/30 | Tax Distribution | 0 | 648.16 | C |
| 11100.2022 2022 Real Estate Taxes | | | Source Code Total: 587,990.47 | |
| 11/01 | Tax Distribution | 0 | 7,549.75 | C |
| 11/01 | Tax Distribution | 0 | 1,089.99 | C |
| 11/01 | Tax Distribution | 0 | 632.79 | C |
| 11/01 | Tax Distribution | 0 | 99,455.44 | C |
| 11/01 | Tax Distribution | 0 | 4,887.86 | C |
| 11/01 | Tax Distribution | 0 | 18,903.11 | C |
| 11/01 | Tax Distribution | 0 | 2,177.95 | C |
| 11/01 | Tax Distribution | 0 | 8,050.23 | C |
| 11/02 | Tax Distribution | 0 | 6,244.63 | C |
| 11/02 | Tax Distribution | 0 | 1,899.97 | C |
| 11/02 | Tax Distribution | 0 | 391.30 | C |
| 11/02 | Tax Distribution | 0 | 26,565.05 | C |
| 11/02 | Tax Distribution | 0 | 7,572.65 | C |
| 11/02 | Tax Distribution | 0 | 19,274.01 | C |
| 11/02 | Tax Distribution | 0 | 1,886.92 | C |
| 11/02 | Tax Distribution | 0 | 1,621.60 | C |
| 11/03 | Tax Distribution | 0 | 15,816.19 | C |
| 11/03 | Tax Distribution | 0 | 47,523.99 | C |
| 11/03 | Tax Distribution | 0 | 6,207.21 | C |
| 11/03 | Tax Distribution | 0 | 140.50 | C |
| 11/03 | Tax Distribution | 0 | 20,514.80 | C |
| 11/03 | Tax Distribution | 0 | 10,240.66 | C |
| 11/04 | Tax Distribution | 0 | 640.63 | C |
| 11/04 | Tax Distribution | 0 | 19,507.87 | C |
| 11/04 | Tax Distribution | 0 | 8,597.03 | C |
| 11/04 | Tax Distribution | 0 | 10,963.24 | C |
| 11/04 | Tax Distribution | 0 | 7,524.76 | C |
| 11/04 | Tax Distribution | 0 | 1,832.94 | C |
| 11/07 | Tax Distribution | 0 | (2,614.06) | C |
| 11/07 | Tax Distribution | 0 | 14,363.29 | C |
| 11/07 | Tax Distribution | 0 | 3,421.94 | C |



Yavapai County Treasurer

Monthly Statement

Date Range: 11/1/2022 to 11/30/2022

| | | | | |
|-------|------------------|---|-----------|---|
| 11/07 | Tax Distribution | 0 | 196.92 | C |
| 11/07 | Tax Distribution | 0 | 921.19 | C |
| 11/08 | Tax Distribution | 0 | 14,892.03 | C |
| 11/08 | Tax Distribution | 0 | 257.35 | C |
| 11/08 | Tax Distribution | 0 | 2,948.46 | C |
| 11/08 | Tax Distribution | 0 | 948.22 | C |
| 11/08 | Tax Distribution | 0 | 1,766.08 | C |
| 11/09 | Tax Distribution | 0 | 9,823.02 | C |
| 11/09 | Tax Distribution | 0 | 1,349.63 | C |
| 11/09 | Tax Distribution | 0 | 7,610.49 | C |
| 11/09 | Tax Distribution | 0 | 4,325.23 | C |
| 11/09 | Tax Distribution | 0 | 1,368.68 | C |
| 11/10 | Tax Distribution | 0 | 7,447.88 | C |
| 11/10 | Tax Distribution | 0 | 1,862.57 | C |
| 11/10 | Tax Distribution | 0 | 3,208.93 | C |
| 11/14 | Tax Distribution | 0 | 697.04 | C |
| 11/14 | Tax Distribution | 0 | (4.94) | C |
| 11/14 | Tax Distribution | 0 | 1,071.72 | C |
| 11/14 | Tax Distribution | 0 | 1,437.04 | C |
| 11/15 | Tax Distribution | 0 | 5,840.81 | C |
| 11/15 | Tax Distribution | 0 | 4,149.33 | C |
| 11/15 | Tax Distribution | 0 | 6,978.39 | C |
| 11/15 | Tax Distribution | 0 | 6,818.00 | C |
| 11/15 | Tax Distribution | 0 | 116.62 | C |
| 11/16 | Tax Distribution | 0 | 7,686.25 | C |
| 11/16 | Tax Distribution | 0 | 3,846.83 | C |
| 11/16 | Tax Distribution | 0 | 1,443.36 | C |
| 11/17 | Tax Distribution | 0 | 2,809.52 | C |
| 11/17 | Tax Distribution | 0 | 1,352.07 | C |
| 11/17 | Tax Distribution | 0 | 22,495.93 | C |
| 11/17 | Tax Distribution | 0 | 4,415.90 | C |
| 11/18 | Tax Distribution | 0 | 8,258.10 | C |
| 11/18 | Tax Distribution | 0 | 2,431.87 | C |
| 11/18 | Tax Distribution | 0 | 4.94 | C |
| 11/21 | Tax Distribution | 0 | 381.25 | C |
| 11/21 | Tax Distribution | 0 | (618.92) | C |
| 11/21 | Tax Distribution | 0 | 3,623.00 | C |
| 11/21 | Tax Distribution | 0 | 325.53 | C |
| 11/21 | Tax Distribution | 0 | 950.73 | C |
| 11/21 | Tax Distribution | 0 | 472.98 | C |
| 11/22 | Tax Distribution | 0 | 7,061.21 | C |
| 11/22 | Tax Distribution | 0 | 2,302.93 | C |
| 11/22 | Tax Distribution | 0 | 2,592.52 | C |




Yavapai County Treasurer

Monthly Statement

Date Range: 11/1/2022 to 11/30/2022

| | | | | |
|---|------------------|---|------------------------------|---|
| 11/22 | Tax Distribution | 0 | 5,679.13 | C |
| 11/22 | Tax Distribution | 0 | 2,034.48 | C |
| 11/22 | Tax Distribution | 0 | 789.57 | C |
| 11/23 | Tax Distribution | 0 | 1,710.29 | C |
| 11/23 | Tax Distribution | 0 | 5,203.78 | C |
| 11/23 | Tax Distribution | 0 | 1,434.81 | C |
| 11/28 | Tax Distribution | 0 | 489.77 | C |
| 11/28 | Tax Distribution | 0 | 13,377.28 | C |
| 11/28 | Tax Distribution | 0 | 8,090.08 | C |
| 11/29 | Tax Distribution | 0 | 2,914.66 | C |
| 11/29 | Tax Distribution | 0 | 676.36 | C |
| 11/29 | Tax Distribution | 0 | 2,918.32 | C |
| 11/29 | Tax Distribution | 0 | 2,012.37 | C |
| 11/30 | Tax Distribution | 0 | 2,690.57 | C |
| 11/30 | Tax Distribution | 0 | 5,433.56 | C |
| 11/30 | Tax Distribution | 0 | 1,784.51 | C |
| 12100.2017 2017 Personal Property Taxes | | | Source Code Total: 8.34 | |
| 11/15 | Tax Distribution | 0 | 8.34 | C |
| 12100.2021 2021 Personal Property Taxes | | | Source Code Total: 106.31 | |
| 11/03 | Tax Distribution | 0 | 38.58 | C |
| 11/17 | Tax Distribution | 0 | 67.73 | C |
| 12100.2022 2022 Personal Property Taxes | | | Source Code Total: 19,533.96 | |
| 11/01 | Tax Distribution | 0 | 118.24 | C |
| 11/01 | Tax Distribution | 0 | 482.82 | C |
| 11/01 | Tax Distribution | 0 | 408.54 | C |
| 11/01 | Tax Distribution | 0 | 297.26 | C |
| 11/01 | Tax Distribution | 0 | 690.14 | C |
| 11/01 | Tax Distribution | 0 | 558.79 | C |
| 11/01 | Tax Distribution | 0 | 357.82 | C |
| 11/02 | Tax Distribution | 0 | 15.81 | C |
| 11/02 | Tax Distribution | 0 | 80.70 | C |
| 11/02 | Tax Distribution | 0 | 632.78 | C |
| 11/02 | Tax Distribution | 0 | 100.40 | C |
| 11/02 | Tax Distribution | 0 | 807.59 | C |
| 11/02 | Tax Distribution | 0 | 185.99 | C |
| 11/03 | Tax Distribution | 0 | 647.85 | C |
| 11/03 | Tax Distribution | 0 | 2,098.11 | C |
| 11/03 | Tax Distribution | 0 | 65.26 | C |
| 11/03 | Tax Distribution | 0 | 1.52 | C |
| 11/03 | Tax Distribution | 0 | 212.85 | C |
| 11/03 | Tax Distribution | 0 | 87.72 | C |
| 11/04 | Tax Distribution | 0 | 472.00 | C |
| 11/04 | Tax Distribution | 0 | 175.76 | C |



Yavapai County Treasurer

Monthly Statement

Date Range: 11/1/2022 to 11/30/2022

| | | | | |
|----------------------------|-----------------------------------|---|------------------------------|---|
| 11/04 | Tax Distribution | 0 | 3,755.32 | C |
| 11/04 | Tax Distribution | 0 | 536.77 | C |
| 11/07 | Tax Distribution | 0 | (14.89) | C |
| 11/07 | Tax Distribution | 0 | 443.98 | C |
| 11/07 | Tax Distribution | 0 | 139.75 | C |
| 11/07 | Tax Distribution | 0 | 31.37 | C |
| 11/08 | Tax Distribution | 0 | 693.66 | C |
| 11/08 | Tax Distribution | 0 | 7.43 | C |
| 11/08 | Tax Distribution | 0 | 41.06 | C |
| 11/08 | Tax Distribution | 0 | 40.12 | C |
| 11/09 | Tax Distribution | 0 | 265.80 | C |
| 11/09 | Tax Distribution | 0 | 200.83 | C |
| 11/09 | Tax Distribution | 0 | 92.61 | C |
| 11/09 | Tax Distribution | 0 | 166.88 | C |
| 11/10 | Tax Distribution | 0 | 447.75 | C |
| 11/10 | Tax Distribution | 0 | 301.99 | C |
| 11/14 | Tax Distribution | 0 | 8.55 | C |
| 11/14 | Tax Distribution | 0 | 288.45 | C |
| 11/15 | Tax Distribution | 0 | 38.24 | C |
| 11/15 | Tax Distribution | 0 | 190.23 | C |
| 11/15 | Tax Distribution | 0 | 43.01 | C |
| 11/16 | Tax Distribution | 0 | 26.69 | C |
| 11/17 | Tax Distribution | 0 | 126.12 | C |
| 11/17 | Tax Distribution | 0 | 208.16 | C |
| 11/17 | Tax Distribution | 0 | 265.08 | C |
| 11/17 | Tax Distribution | 0 | 50.09 | C |
| 11/18 | Tax Distribution | 0 | 74.83 | C |
| 11/18 | Tax Distribution | 0 | 41.62 | C |
| 11/21 | Tax Distribution | 0 | 35.75 | C |
| 11/21 | Tax Distribution | 0 | 78.52 | C |
| 11/22 | Tax Distribution | 0 | 613.50 | C |
| 11/22 | Tax Distribution | 0 | 510.35 | C |
| 11/23 | Tax Distribution | 0 | 48.86 | C |
| 11/28 | Tax Distribution | 0 | 17.73 | C |
| 11/28 | Tax Distribution | 0 | 603.14 | C |
| 11/29 | Tax Distribution | 0 | 160.91 | C |
| 11/30 | Tax Distribution | 0 | 82.00 | C |
| 11/30 | Tax Distribution | 0 | 373.75 | C |
| 37150.0 FDAT Distributions | | | Source Code Total: 55,107.00 | |
| 11/01 | Fire Dist Assistance Tax 0.139752 | 0 | 19,597.59 | C |
| 11/02 | Fire Dist Assistance Tax 0.139752 | 0 | 6,260.42 | C |
| 11/03 | Fire Dist Assistance Tax 0.139752 | 0 | 7,110.02 | C |
| 11/04 | Fire Dist Assistance Tax 0.139752 | 0 | 4,582.70 | C |



Yavapai County Treasurer

Monthly Statement

Date Range: 11/1/2022 to 11/30/2022

| | | | | |
|---|--|-------|-----------------------------------|---|
| 11/07 | Fire Dist Assistance Tax 0.139752 | 0 | 1,627.49 | C |
| 11/08 | Fire Dist Assistance Tax 0.139752 | 0 | 1,850.61 | C |
| 11/09 | Fire Dist Assistance Tax 0.139752 | 0 | 1,742.38 | C |
| 11/10 | Fire Dist Assistance Tax 0.139752 | 0 | 1,011.09 | C |
| 11/14 | Fire Dist Assistance Tax 0.139752 | 0 | 545.86 | C |
| 11/15 | Fire Dist Assistance Tax 0.139752 | 0 | 1,454.07 | C |
| 11/16 | Fire Dist Assistance Tax 0.139752 | 0 | 756.48 | C |
| 11/17 | Fire Dist Assistance Tax 0.139752 | 0 | 2,024.81 | C |
| 11/18 | Fire Dist Assistance Tax 0.139752 | 0 | 442.55 | C |
| 11/21 | Fire Dist Assistance Tax 0.139752 | 0 | 631.20 | C |
| 11/22 | Fire Dist Assistance Tax 0.139752 | 0 | 1,499.60 | C |
| 11/23 | Fire Dist Assistance Tax 0.139752 | 0 | 844.59 | C |
| 11/28 | Fire Dist Assistance Tax 0.139752 | 0 | 1,187.03 | C |
| 11/29 | Fire Dist Assistance Tax 0.139752 | 0 | 953.90 | C |
| 11/30 | Fire Dist Assistance Tax 0.139752 | 0 | 984.61 | C |
| 90002.0 Interest Pd on Tax Roll Corrections | | | Source Code Total: (12.01) | |
| 11/07 | 82488 306-40-229E2 2021 Adjustment/Corr Refund | 82488 | (12.01) | D |
| 91702.0 Transfer out | | | Source Code Total: (2,258,118.82) | |
| 11/22 | Transfer Request per km | 0 | (2,258,118.82) | D |
| 6065540000 Chino Valley Fire Dist GF | | | Ending Balance: 770,691.59 | |

Chino Valley Fire District
Bank Reconciliation Summary
For the Bank Statement ending: 11/30/2022

| BANK CONTROL ID: GEN - GENERAL FUND | | DESC: GENERAL FUND | ACCOUNT NO: 0000000000000000 |
|-------------------------------------|----------|--------------------|------------------------------|
| Beginning Balance: | 11/01/22 | | \$2,360,246.69 |
| Deposits and Credits: | | | \$668,575.73 |
| Checks and Charges: | | | (\$2,258,130.83) |
| Adjustments: | | | \$0.00 |
| Ending Balance Per Reconciliation: | | | <u>\$770,691.59</u> |
| Ending Balance Per Bank Statement: | 11/30/22 | | \$770,691.59 |
| * Outstanding Deposits and Credits: | 11/30/22 | | \$0.00 |
| * Outstanding Checks and Charges: | 11/30/22 | | (\$4,045.00) |
| Ending Book Balance: | | | <u>\$766,646.59</u> |

* Outstanding amounts are all outstanding credits and charges dated prior or equal to the Reconciliation date.

Chino Valley Fire District
BR Checks and Charges Cleared
For the Bank Statement ending: 11/30/22

| GEN | | General Fund | | General Fund | | 0000000000000000 |
|-----------------------------------|-------------------|--------------------------------|--------|--------------|----------------|------------------|
| Date | Document | Description | Module | Company | Amount | |
| 11/30/22 | Cash With Yav Cty | Fire Authority Funding | GL | CHINOV | \$2,258,118.82 | |
| 11/30/22 | Cash With Yav Cty | GF Tax Roll Corrections - Nove | GL | CHINOV | \$12.01 | |
| TOTAL CHECKS AND CHARGES CLEARED: | | | | | \$2,258,130.83 | |

Chino Valley Fire District
BR Checks and Charges Outstanding
For the Bank Statement ending: 11/30/22

| GEN | | General Fund | | | 0000000000000000 | |
|---------------------------------------|-----------|-------------------------------|--------|---------|------------------|--|
| Date | Document | Description | Module | Company | Amount | |
| 11/28/22 | 706550039 | Law Off. of Nicolas Cornelius | AP | CHINOV | \$45.00 | |
| 11/28/22 | 706550040 | Henry & Horne LLP | AP | CHINOV | \$4,000.00 | |
| TOTAL CHECKS AND CHARGES OUTSTANDING: | | | | | \$4,045.00 | |

Chino Valley Fire District
BR Deposits and Credits Cleared
For the Bank Statement ending: 11/30/22

| GEN | | General Fund | | | 0000000000000000 |
|-------------------------------------|-------------------|--------------------------------|--------|---------|------------------|
| Date | Document | Description | Module | Company | Amount |
| 11/30/22 | Cash With Yav Cty | GF Tax Revenue - November, 202 | GL | CHINOV | \$668,575.73 |
| TOTAL DEPOSITS AND CREDITS CLEARED: | | | | | \$668,575.73 |

Chino Valley Fire District
BR Deposits and Credits Outstanding
For the Bank Statement ending:

| Date | Document | Description | Module | Company | Amount |
|------|----------|-------------|--------|---------|--------|
|------|----------|-------------|--------|---------|--------|

TOTAL DEPOSITS AND CREDITS OUTSTANDING:

Chino Valley Fire District
Bank Reconciliation Register

| Document Number | Date | BR Status | Void? | Description | Date Cleared | Amount |
|-----------------|------|-----------|-------|-------------|--------------|--------|
|-----------------|------|-----------|-------|-------------|--------------|--------|

MODULE: CHECKS FROM ACCOUNTS PAYABLE

| | | | | | | |
|-------------------------------------|----------|-----------|----|-------------------------------|--|------------|
| BANK CONTROL ID: GEN - GENERAL FUND | | | | | | |
| 706550039 | 11/28/22 | Retrieved | No | Law Off. of Nicolas Cornelius | | \$45.00 |
| 706550040 | 11/28/22 | Retrieved | No | Henry & Horne LLP | | \$4,000.00 |
| SUB TOTAL FOR BANK: | | | | | | \$4,045.00 |
| TOTAL FOR MODULE: | | | | | | \$4,045.00 |

MODULE: JOURNAL ENTRIES FROM GENERAL LEDGER

| | | | | | | |
|-------------------------------------|----------|--------|----|--------------------------------|----------|----------------|
| BANK CONTROL ID: GEN - GENERAL FUND | | | | | | |
| Cash With Yav Cty | 11/30/22 | Marked | No | Fire Authority Funding | 12/14/22 | \$2,258,118.82 |
| Cash With Yav Cty | 11/30/22 | Marked | No | GF Tax Revenue - November, 202 | 12/14/22 | \$668,575.73 |
| Cash With Yav Cty | 11/30/22 | Marked | No | GF Tax Roll Corrections - Nove | 12/14/22 | \$12.01 |
| SUB TOTAL FOR BANK: | | | | | | \$2,926,706.56 |
| TOTAL FOR MODULE: | | | | | | \$2,926,706.56 |

Chino Valley Fire District
BR Adjustments Report
For the Bank Statement ending:

| Date | Document | Description | GL Account | Offset Amt | Adj. Amt |
|------|----------|-------------|------------|------------|----------|
|------|----------|-------------|------------|------------|----------|

DOCUMENT:

ADJUSTMENT DOCUMENT " TOTAL:

TOTAL FOR ALL ADJUSTMENTS:

12/14/22
12:27:30 PM

Chino Valley Fire District
Income Statement
(Original Budget to Actual Comparison)
For the period of 11/1/2022 Through 11/30/2022

Fund: (10) General Fund

| | Account | Actual | Current Period Budget | Variance | % | Actual | Year To Date Budget | Variance | % |
|-------------------------------------|-------------|-------------------------|--------------------------|-------------------------|--------------|-----------------------|------------------------|-------------------------|----------------|
| <u>Revenues</u> | | | | | | | | | |
| Real Estate Tax | 10400000000 | \$593,820.12 | \$0.00 | \$593,820.12 | 0.0% | \$2,752,565.91 | \$5,218,024.00 | \$(2,465,458.09) | (47.2)% |
| Personal Property Tax | 10410000000 | 19,648.61 | 0.00 | 19,648.61 | 0.0 | 65,367.72 | 0.00 | 65,367.72 | 0.0 |
| Fire District Assistance Tax | 10420000000 | 55,107.00 | 0.00 | 55,107.00 | 0.0 | 220,438.71 | 400,000.00 | (179,561.29) | (44.9) |
| Interest Income-General Fund | 10490000000 | 0.00 | 0.00 | 0.00 | 0.0 | 574.18 | 0.00 | 574.18 | 0.0 |
| Rebates/Refunds | 10500000000 | 0.00 | 0.00 | 0.00 | 0.0 | 0.00 | 2,000.00 | (2,000.00) | (100.0) |
| Net Revenues | | \$668,575.73 | \$0.00 | \$668,575.73 | 0.0 % | \$3,038,946.52 | \$5,620,024.00 | \$(2,581,077.48) | (45.9)% |
| <u>Program Expenses</u> | | | | | | | | | |
| Fire Authority Funding | 10670010000 | \$2,258,118.82 | \$0.00 | \$(2,258,118.82) | 0.0% | \$2,463,530.04 | \$5,575,524.00 | \$3,111,993.96 | 55.8% |
| Total Program Expenses | | \$2,258,118.82 | \$0.00 | \$(2,258,118.82) | 0.0 % | \$2,463,530.04 | \$5,575,524.00 | \$3,111,993.96 | 55.8 % |
| <u>Fund Raising Expenses</u> | | | | | | | | | |
| Audit & Accounting | 10640010000 | \$4,000.00 | \$0.00 | \$(4,000.00) | 0.0% | \$4,000.00 | \$8,000.00 | \$4,000.00 | 50.0% |
| Other Prof Services/Admin | 10640510000 | 0.00 | 0.00 | 0.00 | 0.0 | 0.00 | 30,500.00 | 30,500.00 | 100.0 |
| Legal Services - Routine | 10641010000 | 45.00 | 0.00 | (45.00) | 0.0 | 922.50 | 5,000.00 | 4,077.50 | 81.6 |
| Fire Board Expenses | 10644110000 | 0.00 | 0.00 | 0.00 | 0.0 | 0.00 | 1,000.00 | 1,000.00 | 100.0 |
| Misc/Admin | 10661010000 | 12.01 | 0.00 | (12.01) | 0.0 | 12.67 | 0.00 | (12.67) | 0.0 |
| Contingency Expense - Current | 10780130000 | 0.00 | 0.00 | 0.00 | 0.0 | 0.00 | 20,000.00 | 20,000.00 | 100.0 |
| Total Fund Raising Expenses | | \$4,057.01 | \$0.00 | \$(4,057.01) | 0.0 % | \$4,935.17 | \$64,500.00 | \$59,564.83 | 92.3 % |
| Total Expenses | | \$2,262,175.83 | | \$(2,262,175.83) | | \$2,468,465.21 | \$5,640,024.00 | \$3,171,558.79 | 56.2% |
| Net Income (Loss) | | \$(1,593,600.10) | \$0.00 | \$(1,593,600.10) | 0.0% | \$570,481.31 | \$(20,000.00) | \$590,481.31 | 2952.4% |

12/14/22
12:27:41 PM

Chino Valley Fire District

Balance Sheet

As of 11/30/2022

Fund: (10) General Fund

Assets

Current Assets

| | | |
|--------------------------|--------------|---------------------|
| Cash with Yavapai County | \$766,646.59 | |
| Taxes Receivable | 154,159.98 | |
| Total Current Assets | | \$920,806.57 |
| Total Assets | | \$920,806.57 |

Liabilities and Net Assets

Current Liabilities

| | | |
|----------------------------------|------------|---------------------|
| Accounts Payable | \$270.00 | |
| Deferred Compensation (Prop Tax) | 114,675.70 | |
| Total Current Liabilities | | \$114,945.70 |
| Total Liabilities | | \$114,945.70 |

Net Assets

| | | |
|---|--------------|---------------------|
| Fund Balance | \$235,380.13 | |
| Current Year Net Assets | 570,481.31 | |
| Total Net Assets | | 805,861.44 |
| Total Liabilities and Net Assets | | \$920,807.14 |

Chino Valley Fire District
GL Account Ledger - Detail By Period
11/1/2022 through 11/30/2022

| Batch | Journal | Entry # | Date | Job | Document | Description | Debits | Credits | Balance |
|---|---------|---------|---------------------------------|-----|-------------------|---|---------------------|-----------------------|-----------------------|
| 10.1100.0.0.000 | | | CASH WITH YAVAPAI COUNTY | | | | | | \$2,360,246.69 |
| 2277 | CD | 144064 | 11/28/22 | | 706550039 | Law Off. of Nicolas Cornelius - Cash Disbursement CORNIC | - | 45.00 | 2,360,201.69 |
| 2277 | CD | 144066 | 11/28/22 | | 706550040 | Henry & Horne LLP - Cash Disbursement HENHOR | - | 4,000.00 | 2,356,201.69 |
| 2276 | GJ | 144063 | 11/30/22 | | Cash With Yav Cty | Fire Authority Funding | - | 2,258,118.82 | 98,082.87 |
| 2278 | GJ | 144068 | 11/30/22 | | Cash With Yav Cty | GF Tax Revenue - November, 2022 | 668,575.73 | - | 766,658.60 |
| 2279 | GJ | 144073 | 11/30/22 | | Cash With Yav Cty | GF Tax Roll Corrections - November, 2022 | - | 12.01 | 766,646.59 |
| CASH WITH YAVAPAI COUNTY TOTALS: | | | | | | | \$668,575.73 | \$2,262,175.83 | \$766,646.59 |
| TOTAL OF LEDGER: | | | | | | | \$668,575.73 | \$2,262,175.83 | \$766,646.59 |

Chino Valley Fire District
GL Trial Balance Worksheet
For The Period of 11/1/2022 through 11/30/2022

| Account | Description | Balances | | | | Adjustments |
|-----------------|--------------------------|-----------------------|---------------------|-----------------------|---------------------|-------------|
| | | Beginning | Debits | Credits | Ending | |
| 10.1100.0.0.000 | Cash with Yavapai County | \$2,360,246.69 | \$668,575.73 | \$2,262,175.83 | \$766,646.59 | |
| TOTALS: | | <u>\$2,360,246.69</u> | <u>\$668,575.73</u> | <u>\$2,262,175.83</u> | <u>\$766,646.59</u> | |

CHINO VALLEY FIRE DISTRICT
BOND DEBT SERVICE ACCOUNT BANK RECONCILIATION NOVEMBER, 2022

Reconciliation:

| | | |
|--|-----------|-------------------|
| Beginning Balance (CVFD): | \$ | 235,438.90 |
| Tax Revenue: | \$ | 52,230.32 |
| Interest Revenue: | \$ | - |
| Fire District Deposits: | \$ | - |
| Principal/Interest Payments: | \$ | - |
| Interest Paid on Tax Roll Corrections: | \$ | (1.05) |
| Ending Balance: | \$ | 287,668.17 |

Difference Between Balances: \$ -

Bank Statement Balance:

| | | |
|-----------------------|----|------------|
| Balance Per Bank: | \$ | 287,668.17 |
| Outstanding Checks: | \$ | - |
| Outstanding Deposits: | \$ | - |

Ending Balance: \$ 287,668.17

Deposits Per Bank Statement:

| | | |
|--------------------------|-----------|------------------|
| Fire District Deposits: | \$ | - |
| Real Estate Taxes: | \$ | 50,557.37 |
| Personal Property Taxes: | \$ | 1,672.95 |
| Interest Revenue: | \$ | - |
| Other: | | |
| Ending Balance: | \$ | 52,230.32 |

Reconciliation Approved By:

Scott Freitag

Digitally signed by Scott Freitag
Date: 2022.12.15 14:49:51
-07'00'

Scott Freitag, Fire Chief

Reconciliation Reviewed By:

Dave Tharp

Digitally signed by Dave Tharp
Date: 2022.12.15 12:38:53
-07'00'

David Tharp, Assistant Chief of Administration

Reconciliation Prepared By:

Karen Mauldin

Digitally signed by Karen Mauldin
Date: 2022.12.14 14:39:47 -07'00'

Karen Mauldin, Finance Manager

CHINO VALLEY FIRE DISTRICT
BOND DEBT FUND - NOVEMBER, 2022

| | | |
|--------------------|----|-----------|
| Real Estate Taxes: | \$ | 50,557.37 |
| UPP Taxes: | \$ | 1,672.95 |
| Interest Received: | \$ | - |
| Other: | \$ | - |
| <hr/> | | |
| TOTAL: | \$ | 52,230.32 |
| <hr/> | | |



Yavapai County Treasurer

Monthly Statement

Date Range: 11/1/2022 to 11/30/2022

Chino Valley Fire Dist BDS
Fund: 6065640700



Yavapai County Treasurer

Monthly Statement

Date Range: 11/1/2022 to 11/30/2022

| Account | Period | YTD | | |
|-------------------|-----------------------------------|------------|-----------------------|------------|
| 6065640700 | Chino Valley Fire Dist BDS | | | |
| Begin Balance: | 235,438.90 | 47,309.77 | | |
| Income: | 52,230.32 | 240,359.51 | | |
| LOC Advance: | .00 | .00 | | |
| Expense: | (1.05) | (1.11) | LOC: | .00 |
| LOC Payments: | .00 | .00 | Warrants Outstanding: | .00 |
| Cash Balance: | 287,668.17 | 287,668.17 | End: | 287,668.17 |

Monthly Statement Summary

| Source Code | Description | | MTDAmount | YTDAmount |
|-------------------|-------------------------------------|---------------------------|-------------------|-------------------|
| 6065640700 | Chino Valley Fire Dist BDS | Beginning Balance: | 235,438.90 | 47,309.77 |
| 11100.2021 | 2021 Real Estate Taxes | | 510.65 | 4,252.49 |
| 11100.2022 | 2022 Real Estate Taxes | | 50,046.72 | 230,153.61 |
| 12100.2010 | 2010 Personal Property Taxes | | .00 | 2.05 |
| 12100.2017 | 2017 Personal Property Taxes | | .94 | 4.79 |
| 12100.2018 | 2018 Personal Property Taxes | | .00 | 12.29 |
| 12100.2019 | 2019 Personal Property Taxes | | .00 | 21.26 |
| 12100.2020 | 2020 Personal Property Taxes | | .00 | 134.91 |
| 12100.2021 | 2021 Personal Property Taxes | | 9.31 | 430.51 |
| 12100.2022 | 2022 Personal Property Taxes | | 1,662.70 | 4,986.63 |
| 38109.0 | Interest on Investments St Treas | | .00 | 349.88 |
| 38113.0 | Interest on Investments-Wells Fargo | | .00 | 11.09 |
| 90002.0 | Interest Pd on Tax Roll Corrections | | (1.05) | (1.11) |
| | Ending Balance: | | 287,668.17 | 287,668.17 |

Monthly Statement Detail

| Date | Notes | Doc # | Amount | C/D |
|-------------------|-----------------------------------|-------|--------------------------------------|-----|
| 6065640700 | Chino Valley Fire Dist BDS | | Beginning Balance: 235,438.90 | |
| 11100.2021 | 2021 Real Estate Taxes | | Source Code Total: 510.65 | |
| 11/01 | Tax Distribution | 0 | 3.39 | C |
| 11/01 | Tax Distribution | 0 | .43 | C |
| 11/02 | Tax Distribution | 0 | 6.79 | C |
| 11/03 | Tax Distribution | 0 | 8.06 | C |
| 11/07 | Tax Distribution | 0 | 12.44 | C |
| 11/07 | Tax Distribution | 0 | (11.72) | C |
| 11/08 | Tax Distribution | 0 | 74.77 | C |
| 11/08 | Tax Distribution | 0 | 79.47 | C |
| 11/10 | Tax Distribution | 0 | 21.39 | C |
| 11/14 | Tax Distribution | 0 | 10.62 | C |
| 11/15 | Tax Distribution | 0 | 7.88 | C |
| 11/17 | Tax Distribution | 0 | 15.09 | C |



Yavapai County Treasurer

Monthly Statement

Date Range: 11/1/2022 to 11/30/2022

| | | | | |
|-----------------------------------|------------------|---|------------------------------|---|
| 11/17 | Tax Distribution | 0 | 16.86 | C |
| 11/21 | Tax Distribution | 0 | 10.97 | C |
| 11/21 | Tax Distribution | 0 | 10.26 | C |
| 11/23 | Tax Distribution | 0 | 15.39 | C |
| 11/23 | Tax Distribution | 0 | 113.84 | C |
| 11/23 | Tax Distribution | 0 | 4.37 | C |
| 11/28 | Tax Distribution | 0 | 53.57 | C |
| 11/30 | Tax Distribution | 0 | 56.78 | C |
| 11100.2022 2022 Real Estate Taxes | | | Source Code Total: 50,046.72 | |
| 11/01 | Tax Distribution | 0 | 642.60 | C |
| 11/01 | Tax Distribution | 0 | 92.78 | C |
| 11/01 | Tax Distribution | 0 | 53.86 | C |
| 11/01 | Tax Distribution | 0 | 8,465.22 | C |
| 11/01 | Tax Distribution | 0 | 416.02 | C |
| 11/01 | Tax Distribution | 0 | 1,608.96 | C |
| 11/01 | Tax Distribution | 0 | 185.37 | C |
| 11/01 | Tax Distribution | 0 | 685.19 | C |
| 11/02 | Tax Distribution | 0 | 531.51 | C |
| 11/02 | Tax Distribution | 0 | 161.69 | C |
| 11/02 | Tax Distribution | 0 | 33.31 | C |
| 11/02 | Tax Distribution | 0 | 2,261.06 | C |
| 11/02 | Tax Distribution | 0 | 644.53 | C |
| 11/02 | Tax Distribution | 0 | 1,640.52 | C |
| 11/02 | Tax Distribution | 0 | 160.62 | C |
| 11/02 | Tax Distribution | 0 | 138.01 | C |
| 11/03 | Tax Distribution | 0 | 1,346.20 | C |
| 11/03 | Tax Distribution | 0 | 4,044.77 | C |
| 11/03 | Tax Distribution | 0 | 528.31 | C |
| 11/03 | Tax Distribution | 0 | 11.96 | C |
| 11/03 | Tax Distribution | 0 | 1,746.13 | C |
| 11/03 | Tax Distribution | 0 | 871.65 | C |
| 11/04 | Tax Distribution | 0 | 54.53 | C |
| 11/04 | Tax Distribution | 0 | 1,660.46 | C |
| 11/04 | Tax Distribution | 0 | 731.72 | C |
| 11/04 | Tax Distribution | 0 | 933.17 | C |
| 11/04 | Tax Distribution | 0 | 640.48 | C |
| 11/04 | Tax Distribution | 0 | 156.00 | C |
| 11/07 | Tax Distribution | 0 | (222.50) | C |
| 11/07 | Tax Distribution | 0 | 1,222.54 | C |
| 11/07 | Tax Distribution | 0 | 291.27 | C |
| 11/07 | Tax Distribution | 0 | 16.76 | C |
| 11/07 | Tax Distribution | 0 | 78.39 | C |
| 11/08 | Tax Distribution | 0 | 1,267.56 | C |



Yavapai County Treasurer

Monthly Statement

Date Range: 11/1/2022 to 11/30/2022

| | | | | |
|-------|------------------|---|----------|---|
| 11/08 | Tax Distribution | 0 | 21.90 | C |
| 11/08 | Tax Distribution | 0 | 250.96 | C |
| 11/08 | Tax Distribution | 0 | 80.72 | C |
| 11/08 | Tax Distribution | 0 | 150.32 | C |
| 11/09 | Tax Distribution | 0 | 836.10 | C |
| 11/09 | Tax Distribution | 0 | 114.87 | C |
| 11/09 | Tax Distribution | 0 | 647.77 | C |
| 11/09 | Tax Distribution | 0 | 368.14 | C |
| 11/09 | Tax Distribution | 0 | 116.49 | C |
| 11/10 | Tax Distribution | 0 | 633.93 | C |
| 11/10 | Tax Distribution | 0 | 158.53 | C |
| 11/10 | Tax Distribution | 0 | 273.14 | C |
| 11/14 | Tax Distribution | 0 | 59.32 | C |
| 11/14 | Tax Distribution | 0 | (.42) | C |
| 11/14 | Tax Distribution | 0 | 91.21 | C |
| 11/14 | Tax Distribution | 0 | 122.30 | C |
| 11/15 | Tax Distribution | 0 | 497.13 | C |
| 11/15 | Tax Distribution | 0 | 353.17 | C |
| 11/15 | Tax Distribution | 0 | 593.98 | C |
| 11/15 | Tax Distribution | 0 | 580.32 | C |
| 11/15 | Tax Distribution | 0 | 9.92 | C |
| 11/16 | Tax Distribution | 0 | 654.21 | C |
| 11/16 | Tax Distribution | 0 | 327.42 | C |
| 11/16 | Tax Distribution | 0 | 122.85 | C |
| 11/17 | Tax Distribution | 0 | 239.14 | C |
| 11/17 | Tax Distribution | 0 | 115.09 | C |
| 11/17 | Tax Distribution | 0 | 1,914.76 | C |
| 11/17 | Tax Distribution | 0 | 375.84 | C |
| 11/18 | Tax Distribution | 0 | 702.91 | C |
| 11/18 | Tax Distribution | 0 | 206.98 | C |
| 11/18 | Tax Distribution | 0 | .42 | C |
| 11/21 | Tax Distribution | 0 | 32.45 | C |
| 11/21 | Tax Distribution | 0 | (52.68) | C |
| 11/21 | Tax Distribution | 0 | 308.39 | C |
| 11/21 | Tax Distribution | 0 | 27.71 | C |
| 11/21 | Tax Distribution | 0 | 80.92 | C |
| 11/21 | Tax Distribution | 0 | 40.26 | C |
| 11/22 | Tax Distribution | 0 | 601.02 | C |
| 11/22 | Tax Distribution | 0 | 196.01 | C |
| 11/22 | Tax Distribution | 0 | 220.65 | C |
| 11/22 | Tax Distribution | 0 | 483.39 | C |
| 11/22 | Tax Distribution | 0 | 173.15 | C |
| 11/22 | Tax Distribution | 0 | 67.21 | C |



Yavapai County Treasurer

Monthly Statement

Date Range: 11/1/2022 to 11/30/2022

| | | | | |
|---|------------------|---|-----------------------------|---|
| 11/23 | Tax Distribution | 0 | 145.57 | C |
| 11/23 | Tax Distribution | 0 | 442.94 | C |
| 11/23 | Tax Distribution | 0 | 122.13 | C |
| 11/28 | Tax Distribution | 0 | 41.69 | C |
| 11/28 | Tax Distribution | 0 | 1,138.55 | C |
| 11/28 | Tax Distribution | 0 | 688.59 | C |
| 11/29 | Tax Distribution | 0 | 248.10 | C |
| 11/29 | Tax Distribution | 0 | 57.57 | C |
| 11/29 | Tax Distribution | 0 | 248.39 | C |
| 11/29 | Tax Distribution | 0 | 171.29 | C |
| 11/30 | Tax Distribution | 0 | 228.99 | C |
| 11/30 | Tax Distribution | 0 | 462.48 | C |
| 11/30 | Tax Distribution | 0 | 151.88 | C |
| 12100.2017 2017 Personal Property Taxes | | | Source Code Total: .94 | |
| 11/15 | Tax Distribution | 0 | .94 | C |
| 12100.2021 2021 Personal Property Taxes | | | Source Code Total: 9.31 | |
| 11/03 | Tax Distribution | 0 | 3.38 | C |
| 11/17 | Tax Distribution | 0 | 5.93 | C |
| 12100.2022 2022 Personal Property Taxes | | | Source Code Total: 1,662.70 | |
| 11/01 | Tax Distribution | 0 | 10.06 | C |
| 11/01 | Tax Distribution | 0 | 41.10 | C |
| 11/01 | Tax Distribution | 0 | 34.77 | C |
| 11/01 | Tax Distribution | 0 | 25.31 | C |
| 11/01 | Tax Distribution | 0 | 58.75 | C |
| 11/01 | Tax Distribution | 0 | 47.55 | C |
| 11/01 | Tax Distribution | 0 | 30.46 | C |
| 11/02 | Tax Distribution | 0 | 1.35 | C |
| 11/02 | Tax Distribution | 0 | 6.87 | C |
| 11/02 | Tax Distribution | 0 | 53.86 | C |
| 11/02 | Tax Distribution | 0 | 8.54 | C |
| 11/02 | Tax Distribution | 0 | 68.75 | C |
| 11/02 | Tax Distribution | 0 | 15.82 | C |
| 11/03 | Tax Distribution | 0 | 55.14 | C |
| 11/03 | Tax Distribution | 0 | 178.60 | C |
| 11/03 | Tax Distribution | 0 | 5.56 | C |
| 11/03 | Tax Distribution | 0 | .13 | C |
| 11/03 | Tax Distribution | 0 | 18.11 | C |
| 11/03 | Tax Distribution | 0 | 7.47 | C |
| 11/04 | Tax Distribution | 0 | 40.17 | C |
| 11/04 | Tax Distribution | 0 | 14.96 | C |
| 11/04 | Tax Distribution | 0 | 319.64 | C |
| 11/04 | Tax Distribution | 0 | 45.69 | C |
| 11/07 | Tax Distribution | 0 | (1.27) | C |



Yavapai County Treasurer

Monthly Statement

Date Range: 11/1/2022 to 11/30/2022

| | | | | |
|---|--|-------|-----------------------------------|---|
| 11/07 | Tax Distribution | 0 | 37.80 | C |
| 11/07 | Tax Distribution | 0 | 11.90 | C |
| 11/07 | Tax Distribution | 0 | 2.67 | C |
| 11/08 | Tax Distribution | 0 | 59.04 | C |
| 11/08 | Tax Distribution | 0 | .63 | C |
| 11/08 | Tax Distribution | 0 | 3.50 | C |
| 11/08 | Tax Distribution | 0 | 3.42 | C |
| 11/09 | Tax Distribution | 0 | 22.62 | C |
| 11/09 | Tax Distribution | 0 | 17.09 | C |
| 11/09 | Tax Distribution | 0 | 7.88 | C |
| 11/09 | Tax Distribution | 0 | 14.20 | C |
| 11/10 | Tax Distribution | 0 | 38.11 | C |
| 11/10 | Tax Distribution | 0 | 25.71 | C |
| 11/14 | Tax Distribution | 0 | .73 | C |
| 11/14 | Tax Distribution | 0 | 24.55 | C |
| 11/15 | Tax Distribution | 0 | 3.26 | C |
| 11/15 | Tax Distribution | 0 | 16.19 | C |
| 11/15 | Tax Distribution | 0 | 3.66 | C |
| 11/16 | Tax Distribution | 0 | 2.27 | C |
| 11/17 | Tax Distribution | 0 | 10.74 | C |
| 11/17 | Tax Distribution | 0 | 17.72 | C |
| 11/17 | Tax Distribution | 0 | 22.56 | C |
| 11/17 | Tax Distribution | 0 | 4.27 | C |
| 11/18 | Tax Distribution | 0 | 6.37 | C |
| 11/18 | Tax Distribution | 0 | 3.54 | C |
| 11/21 | Tax Distribution | 0 | 3.04 | C |
| 11/21 | Tax Distribution | 0 | 6.69 | C |
| 11/22 | Tax Distribution | 0 | 52.22 | C |
| 11/22 | Tax Distribution | 0 | 43.43 | C |
| 11/23 | Tax Distribution | 0 | 4.16 | C |
| 11/28 | Tax Distribution | 0 | 1.51 | C |
| 11/28 | Tax Distribution | 0 | 51.34 | C |
| 11/29 | Tax Distribution | 0 | 13.70 | C |
| 11/30 | Tax Distribution | 0 | 6.98 | C |
| 11/30 | Tax Distribution | 0 | 31.81 | C |
| 90002.0 Interest Pd on Tax Roll Corrections | | | Source Code Total: (1.05) | |
| 11/07 | 82488 306-40-229E2 2021 Adjustment/Corr Refund | 82488 | (1.05) | D |
| 6065640700 Chino Valley Fire Dist BDS | | | Ending Balance: 287,668.17 | |

Chino Valley Fire District
Bank Reconciliation Summary
For the Bank Statement ending: 11/30/2022

| BANK CONTROL ID: BDS - YAVAPAI COUNTY TREASURER | | DESC: BOND DEBT SERVICE | ACCOUNT NO: 6-65640-7000 |
|---|----------|-------------------------|--------------------------|
| Beginning Balance: | 11/01/22 | | \$235,438.90 |
| Deposits and Credits: | | | \$52,230.32 |
| Checks and Charges: | | | (\$1.05) |
| Adjustments: | | | \$0.00 |
| Ending Balance Per Reconciliation: | | | <u>\$287,668.17</u> |
| Ending Balance Per Bank Statement: | 11/30/22 | | \$287,668.17 |
| * Outstanding Deposits and Credits: | 11/30/22 | | \$0.00 |
| * Outstanding Checks and Charges: | 11/30/22 | | \$0.00 |
| Ending Book Balance: | | | <u>\$287,668.17</u> |

* Outstanding amounts are all outstanding credits and charges dated prior or equal to the Reconciliation date.

Chino Valley Fire District
BR Checks and Charges Cleared
For the Bank Statement ending: 11/30/22

| | | | |
|------------|---------------------------------|--------------------------|---------------------|
| BDS | Yavapai County Treasurer | Bond Debt Service | 6-65640-7000 |
|------------|---------------------------------|--------------------------|---------------------|

| <u>Date</u> | <u>Document</u> | <u>Description</u> | <u>Module</u> | <u>Company</u> | <u>Amount</u> |
|-----------------------------------|-------------------|--------------------------------|---------------|----------------|---------------|
| 11/30/22 | Cash With Yav Cty | BDS Tax Roll Corrections Nov 2 | GL | CHINOV | \$1.05 |
| TOTAL CHECKS AND CHARGES CLEARED: | | | | | <u>\$1.05</u> |

Chino Valley Fire District
BR Checks and Charges Outstanding
For the Bank Statement ending:

| <u>Date</u> | <u>Document</u> | <u>Description</u> | <u>Module</u> | <u>Company</u> | <u>Amount</u> |
|-------------|-----------------|--------------------|---------------|----------------|---------------|
|-------------|-----------------|--------------------|---------------|----------------|---------------|

TOTAL CHECKS AND CHARGES OUTSTANDING:

Chino Valley Fire District
BR Deposits and Credits Cleared
For the Bank Statement ending: 11/30/22

| BDS | | Yavapai County Treasurer | | Bond Debt Service | | 6-65640-7000 | |
|-------------------------------------|-------------------|--------------------------------|--------|-------------------|-------------|--------------|--|
| Date | Document | Description | Module | Company | Amount | | |
| 11/30/22 | Cash With Yav Cty | BDS Tax Revenue - November, 20 | GL | CHINOV | \$52,230.32 | | |
| TOTAL DEPOSITS AND CREDITS CLEARED: | | | | | | \$52,230.32 | |

Chino Valley Fire District
BR Deposits and Credits Outstanding
For the Bank Statement ending:

| Date | Document | Description | Module | Company | Amount |
|------|----------|-------------|--------|---------|--------|
|------|----------|-------------|--------|---------|--------|

TOTAL DEPOSITS AND CREDITS OUTSTANDING:

Chino Valley Fire District
Bank Reconciliation Register

| Document Number | Date | BR Status | Void? | Description | Date Cleared | Amount |
|---|----------|-----------|-------|--------------------------------|--------------|-------------|
| MODULE: JOURNAL ENTRIES FROM GENERAL LEDGER | | | | | | |
| BANK CONTROL ID: BDS - YAVAPAI COUNTY TREASURER | | | | | | |
| Cash With Yav Cty | 11/30/22 | Marked | No | BDS Tax Revenue - November, 20 | 12/14/22 | \$52,230.32 |
| Cash With Yav Cty | 11/30/22 | Marked | No | BDS Tax Roll Corrections Nov 2 | 12/14/22 | \$1.05 |
| SUB TOTAL FOR BANK: | | | | | | \$52,231.37 |
| TOTAL FOR MODULE: | | | | | | \$52,231.37 |

Chino Valley Fire District
BR Adjustments Report
For the Bank Statement ending:

| Date | Document | Description | GL Account | Offset Amt | Adj. Amt |
|------|----------|-------------|------------|------------|----------|
|------|----------|-------------|------------|------------|----------|

DOCUMENT:

ADJUSTMENT DOCUMENT " TOTAL:

TOTAL FOR ALL ADJUSTMENTS:

12/14/22
2:29:44 PM

Chino Valley Fire District
Income Statement
(Original Budget to Actual Comparison)
For the period of 11/1/2022 Through 11/30/2022

Fund: (40) Bond Service Fund

| | Account | Actual | Current Period Budget | Variance | % | Actual | Year To Date Budget | Variance | % |
|--------------------------------------|-------------|--------------------|--------------------------|--------------------|--------------|---------------------|------------------------|---------------------|--------------|
| <u>Revenues</u> | | | | | | | | | |
| Real Estate Tax | 40420000002 | \$50,557.37 | \$0.00 | \$50,557.37 | 0.0% | \$234,406.10 | \$0.00 | \$234,406.10 | 0.0% |
| Personal Tax Revenue | 40420500000 | 1,672.95 | 0.00 | 1,672.95 | 0.0 | 5,592.44 | 0.00 | 5,592.44 | 0.0 |
| Net Revenues | | \$52,230.32 | \$0.00 | \$52,230.32 | 0.0 % | \$239,998.54 | \$0.00 | \$239,998.54 | 0.0 % |
| Income (Loss) from Operations | | \$52,230.32 | \$0.00 | \$52,230.32 | 0.0% | \$239,998.54 | \$0.00 | \$239,998.54 | 0.0% |
| <u>Other Income (Expense)</u> | | | | | | | | | |
| Bond Debt Service Interest Revenue | 40430000000 | \$0.00 | \$0.00 | \$0.00 | 0.0% | \$360.97 | \$0.00 | \$360.97 | 0.0% |
| Bond Debt Service Interest Expense | 40610000000 | (1.05) | 0.00 | (1.05) | 0.0 | (1.11) | 0.00 | (1.11) | 0.0 |
| Total Other Income (Expense) | | \$(1.05) | \$0.00 | \$(1.05) | 0.0 % | \$359.86 | \$0.00 | \$359.86 | 0.0 % |
| Net Income (Loss) | | \$52,229.27 | \$0.00 | \$52,229.27 | 0.0% | \$240,358.40 | \$0.00 | \$240,358.40 | 0.0% |

12/14/22
2:29:47 PM

Chino Valley Fire District
Balance Sheet
As of 11/30/2022

Fund: (40) Bond Service Fund
Account: (1105) Not Defined

| Assets | | |
|---|--------------|---------------------|
| <u>Current Assets</u> | | |
| Bond Debt Service | \$287,668.17 | |
| Total Current Assets | | \$287,668.17 |
| Total Assets | | \$287,668.17 |
| Total Liabilities and Net Assets | | \$0.00 |

Chino Valley Fire District
GL Account Ledger - Detail By Period
11/1/2022 through 11/30/2022

| Batch | Journal | Entry # | Date | Job | Document | Description | Debits | Credits | Balance |
|---------------------------|---------|---------|-------------------|-----|-------------------|-----------------------------------|--------------------|---------------|---------------------|
| 40.1105.0.0.000 | | | BOND DEBT SERVICE | | | | | | \$235,438.90 |
| 2280 | GJ | 144074 | 11/30/22 | | Cash With Yav Cty | BDS Tax Revenue - November, 2022 | 52,230.32 | - | 287,669.22 |
| 2281 | GJ | 144078 | 11/30/22 | | Cash With Yav Cty | BDS Tax Roll Corrections Nov 2022 | - | 1.05 | 287,668.17 |
| BOND DEBT SERVICE TOTALS: | | | | | | | <u>\$52,230.32</u> | <u>\$1.05</u> | <u>\$287,668.17</u> |
| TOTAL OF LEDGER: | | | | | | | <u>\$52,230.32</u> | <u>\$1.05</u> | <u>\$287,668.17</u> |

Chino Valley Fire District
GL Trial Balance Worksheet
For The Period of 11/1/2022 through 11/30/2022

| Account | Description | Balances | | | | Adjustments |
|-----------------|-------------------|---------------------|--------------------|---------------|---------------------|-------------|
| | | Beginning | Debits | Credits | Ending | |
| 40.1105.0.0.000 | Bond Debt Service | \$235,438.90 | \$52,230.32 | \$1.05 | \$287,668.17 | |
| TOTALS: | | <u>\$235,438.90</u> | <u>\$52,230.32</u> | <u>\$1.05</u> | <u>\$287,668.17</u> | |



2023 – 2024 FISCAL YEAR

BUDGET DEVELOPMENT SCHEDULE

| | | | |
|----------|----|-----------|--|
| December | 22 | 1600 hrs. | Establish Budget Schedule – CVFD, CYFD, CAFMA |
| January | 20 | 1700 hrs. | All Base Budget forms submitted to Appropriate Chiefs with written justifications |
| January | 27 | 1700 hrs. | All Base Budget changes to Assistant Chief Admin |
| February | 06 | 1000 hrs. | Senior Staff Discuss Base Budget's |
| February | 09 | 0900 hrs. | Wage & Benefit Committee Meeting – discuss requests |
| February | 14 | | Obtain Final Assessed Value from Yavapai County |
| February | 24 | 1700 hrs. | PIR's / special requests must be submitted to Assistant Chiefs with written justifications |
| February | 27 | 1600 hrs. | Board Meeting – Discuss Budget Guidelines/ Fiscal Projections |
| March | 06 | 1000 hrs. | Senior Staff Discuss Base Budgets and PIR's / special requests |
| March | 07 | 0900 hrs. | Labor/ Management Meeting – wage/ benefit requests |
| March | 16 | 0900 hrs. | Wage & Benefit Committee Meeting – discuss requests |
| March | 27 | 1600 hrs. | Board Meeting – Budget Progress Report |
| April | | TBD | Fire Board Special Budget Workshop – Labor Presentation |
| April | 24 | 1600 hrs. | Board Meeting – Present Draft Budget |
| May | 22 | 1600 hrs. | Board Meeting – Approve Tentative Budget |
| May | 23 | | Publish and Post Tentative Budget (website & 3 public locations) |
| June | 26 | 1600 hrs. | Board Meeting - <u>Public Hearing & Final Budget Adoption</u> |
| June | 27 | ASAP | Deliver Budget to Yavapai County (Due August 1 st) |
| July | 01 | | Beginning of New Budget and Fiscal Year |
| August | 01 | | Tax Rate Set by Yavapai County Board of Supervisors |