

## AGENDA

**Central Arizona Fire and Medical Authority  
Central Arizona Fire and Medical Authority Board of Directors  
CA Regular Meeting  
Monday, March 27, 2023, 5:00 pm - 6:00 pm  
Central Arizona Fire and Medical Authority, Administration, 8603 E. Eastridge Drive,  
Prescott Valley**

### NOTICE OF MEETING

Pursuant to A.R.S. § 38-431.02, notice is hereby given to the members of the Central Arizona Fire and Medical Authority Board of Directors and the general public that the **Central Arizona Fire and Medical Authority** will hold a meeting open to the public on **Monday, March 27, 2023 at 5:00 p.m.** The meeting will be held at **Central Arizona Fire and Medical Authority, Administration, 8603 E. Eastridge Drive, Prescott Valley, Arizona.** The Board may vote to go into Executive Session on any agenda item, pursuant to A.R.S. §38-431.03(A)(3) for discussion and consultation for legal advice with Authority's Attorney on matters as set forth in the agenda item. The following topics and any variables thereto, will be subject to Board consideration, discussion, approval, or other action. All items are set for possible action. Members may attend in person or via remote methods of communication.

1. CALL TO ORDER / ROLL CALL OF BOARD MEMBERS
2. PLEDGE OF ALLEGIANCE
3. CORRESPONDENCE AND PRESENTATIONS
  - A. County and Town Current Events Summaries
  - B. 2022 Alarm Summary
  - C. Letters from the Public and Board Recognition
4. REPORTS

Reports are informational only. Any item articulated in the reports is subject to clarification, discussion, and direction by the Board; no action will be taken.

- A. Board Member Reports
  - B. Division Reports
5. CALL TO THE PUBLIC

In accordance with A.R.S. §38-431.01(H) the Central Arizona Fire and Medical Authority Board has decided to allow public comments as time permits. Those wishing to address the Board regarding an issue within the jurisdiction of this public body may do so by completing a *Call to the Public* form and submitting it to Staff. Speakers are limited to three (3) minutes, but may submit written comments for Board records. Call to the Public shall not exceed 30 minutes per meeting. Board members shall not discuss or take legal action on matters raised during an open call to the public, but may ask Staff to review a matter or may ask that a matter be placed on a future agenda.

6. CONSENT AGENDA

All matters listed under consent agenda are considered to be routine by the Central Arizona Fire and Medical Authority Board and will be enacted by one motion. There will be no separate discussion on these items. Any item may be removed by a Board member and will be considered separately for motion, discussion, and action.

A. Approve Regular Session Minutes - February 27, 2023

B. Approve General Fund Financial Statements

C. Approve Fire Protection Agreements: Schuler

7. VOTE TO GO INTO EXECUTIVE SESSION

A. Legal Advice Pursuant to A.R.S. §38-431.03(A)(3) Regarding Selection of Third Party Legal Counsel for Fee Schedule Matters

8. OLD BUSINESS

A. Discussion and Possible Selection of Third Party Legal Counsel for Fee Schedule Matters

9. NEW BUSINESS

A. Discussion and Possible Approval to Purchase Four (4) Half-Ton Pickup Trucks, Not to Exceed \$240,000

B. Discussion and Possible Approval of Fiscal Year 2024 Capital Acquisition/Replacement Schedule

C. Discussion and Possible Direction to Staff Regarding Budget Update and Scheduling of April Budget Work Study Session

10. ADJOURNMENT

Disabled persons needing reasonable accommodations should call 928-772-7711 prior to the scheduled meeting.

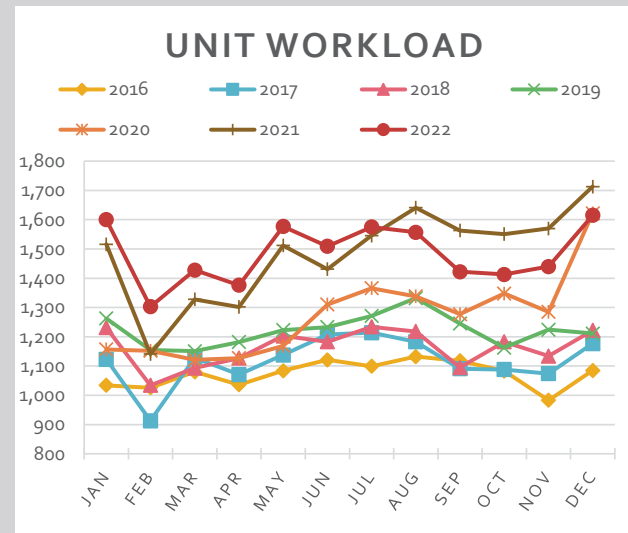
# Central Arizona Fire & Medical Authority

**Alarm Summary: 2022**



# CAFMA Call Volume by Month

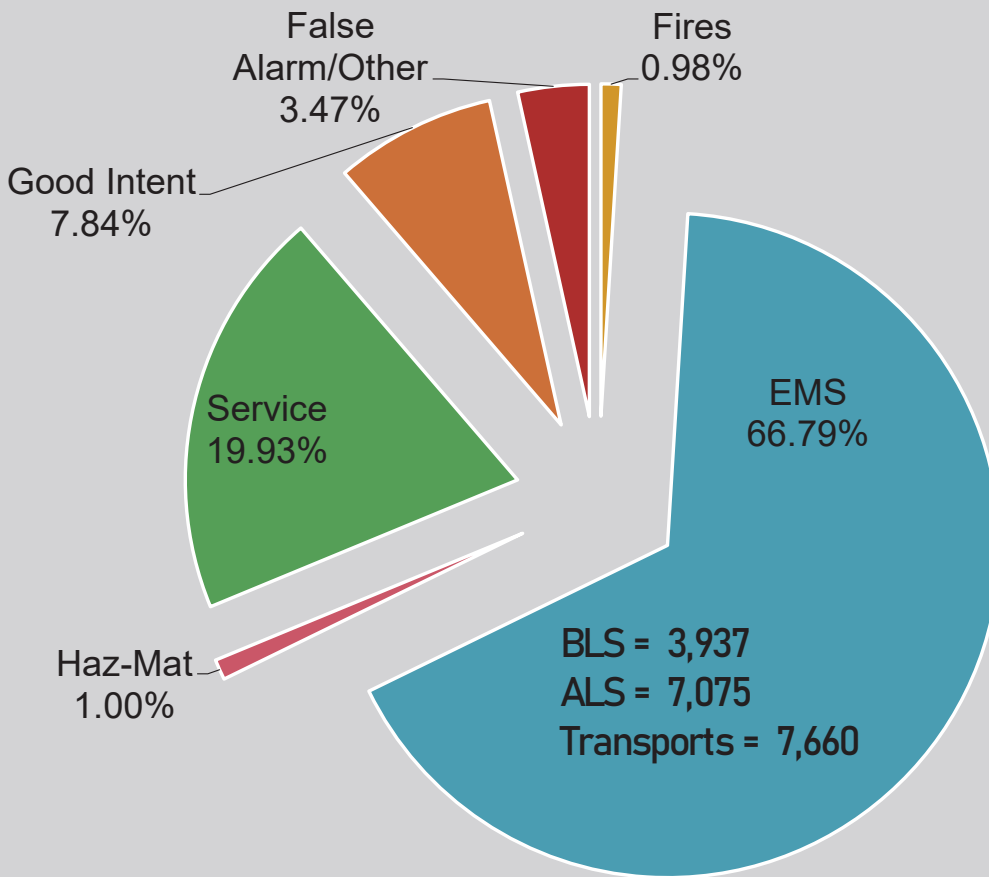
	2016	2017	2018	2019	2020	2021	2022
Jan	1,034	1,123	1,231	1,263	1,157	1,516	1,600
Feb	1,026	913	1,034	1,155	1,152	1,141	1,303
March	1,080	1,128	1,093	1,151	1,121	1,328	1,428
April	1,036	1,071	1,127	1,182	1,127	1,302	1,376
May	1,084	1,138	1,203	1,223	1,169	1,512	1,577
June	1,121	1,208	1,183	1,233	1,310	1,431	1,509
July	1,099	<b>1,214</b>	<b>1,234</b>	1,271	1,366	1,546	1,575
Aug	<b>1,132</b>	1,183	1,218	<b>1,332</b>	1,338	1,641	1,557
Sept	1,118	1,091	1,095	1,245	1,277	1,563	1,422
Oct	1,083	1,088	1,183	1,163	1,348	1,551	1,413
Nov	983	1,074	1,134	1,224	1,285	1,570	1,440
Dec	1,085	1,177	1,222	1,211	<b>1,622</b>	<b>1,713</b>	<b>1,615</b>
<i>Avg</i>	<i>1,073</i>	<i>1,117</i>	<i>1,163</i>	<i>1,221</i>	<i>1,273</i>	<i>1,485</i>	<i>1,485</i>
<b>TOTAL</b>	<b>12,881</b>	<b>13,408</b>	<b>13,957</b>	<b>14,653</b>	<b>15,272</b>	<b>17,814</b>	<b>17,815</b>



## 3 – Year Comparison

	2020	2021	2022
<b>Total Call Volume (In-District)</b>	13,016	15,146	14,946
<b>TOTAL FIRES</b>	159	156	146
Structure	15	10	10
Structure; confined	37	32	35
Mobile/Portable Structure	12	20	20
Vehicle	26	25	15
Wildland/Brush/Grass	41	42	44
Trash/Other	28	27	22
EMS	8,418	10,102	9,983
OTHER	4,135	4,893	4,813
<b>Automatic Aid:</b>			
PFD to CAFMA	804	890	864
CAFMA to PFD	1,469	1,706	1,761

# CAFMA Calls by Category



## Top 20 Call Types

## Incidents by Series

INCIDENT TYPE	TOTAL
321 EMS Call	9,316
554 Assist Invalid	1,699
553 Public Service	671
611 Cancelled en Route	661
622 No Incident Found on Arrival	309
322 Vehicle Accident with Injuries	235
311 Medical Assist	208
324 Motor Vehicle Accident With No Injuries	192
551 Assist Police or Other Gov't Agency	167
733 Smoke Detector Activation due to Malfunction	136
561 Unauthorized Burning	127
735 Alarm System Sounded Due to Malfunction	120
745 Alarm System Sounded; No Fire – Unintentional	107
510 Person in Distress	106
412 Gas Leak (Natural Gas or LPG)	74
671 HazMat release investigation w/no HazMat	60
541 Animal Problem	57
651 Smoke Scare; Odor of Smoke	55
631 Authorized controlled burning	49
552 Police Matter	43

INCIDENT SERIES	TOTAL
100 Fire	146
200 Overpressure/Explosion/Overheat	4
300 EMS/Rescue	9,983
400 Hazardous Condition	149
500 Service Call	2,978
600 Good Intent Call	1,172
700 False Alarm/False Call	502
800 Severe Weather/Natural Disaster	10
900 Special Incident/Citizen Complaint	2



# Incidents by First Due Area, in District

- Station 50 1,753 (-2.9%)
- Station 51 410 (-13.7%)
- Station 53 2,247 (+1.1%)
- Station 54 2,257 (-1.5%)
- Station 57 567 (-8.6%)
- Station 58 1,696 (-0.9%)
- Station 59 1,829 (-3.4%)
  
- AVG Calls per Day by CAFMA Stations 38.95

- Station 61 1,149 (+1.3%)
- Station 62 1,756 (+9.1%)
- Station 63 555 (-6.6%)
- Station 71 164 (-30.2%)
- Station 72 62 (-26.2%)
- Station 73 181 (+60.2%)
- Station 74 42 (-8.7%)
- Station 75 256 (+41.4%)
  
- AVG Calls per Day in CAFMA Districts 40.95

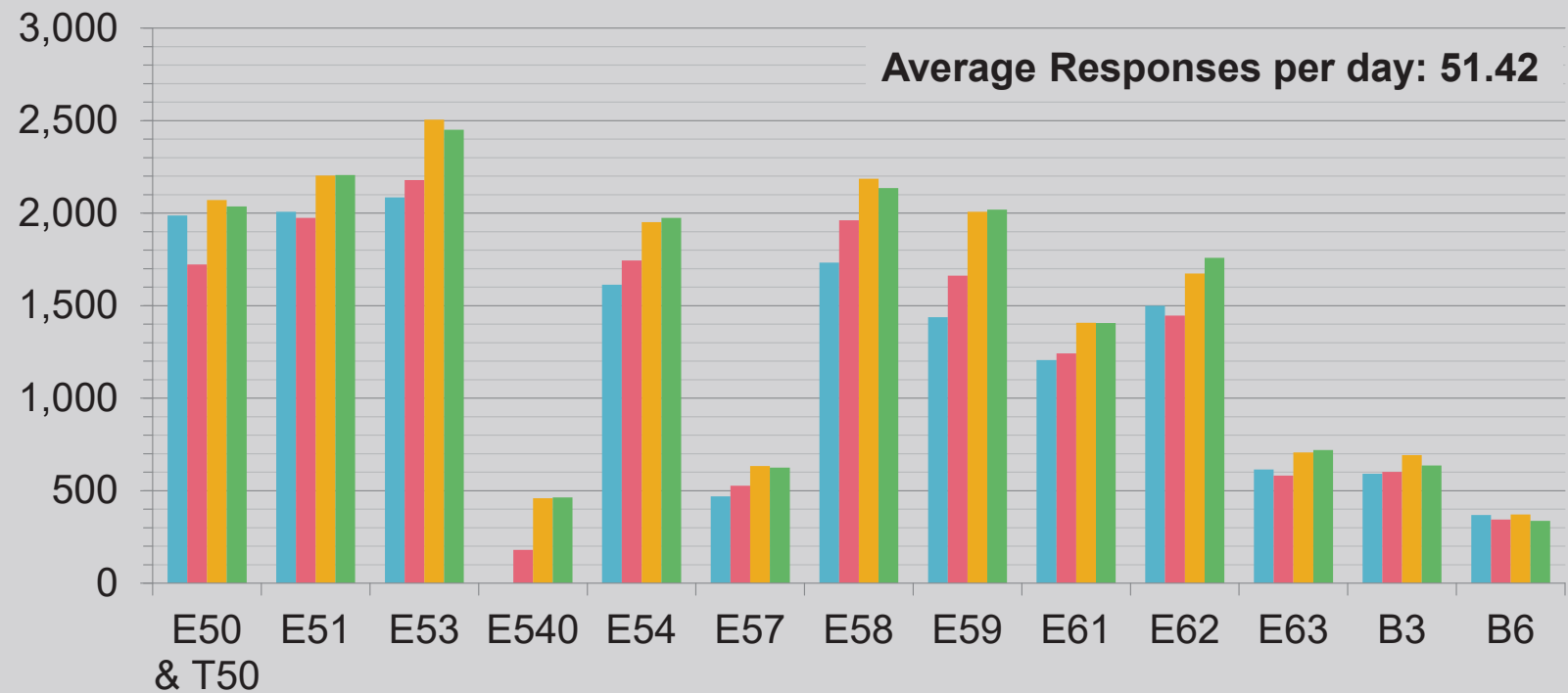


# Total Calls by Unit Response 4 Year Comparison

The workload includes calls CAFMA engines ran in CAFMA districts and other jurisdictions.  
(Prescott, Williamson Valley, Walker, and all Out-of-District)

■ 2019 ■ 2020 ■ 2021 ■ 2022

**Average Responses per day: 51.42**



# Engine Response Reliability

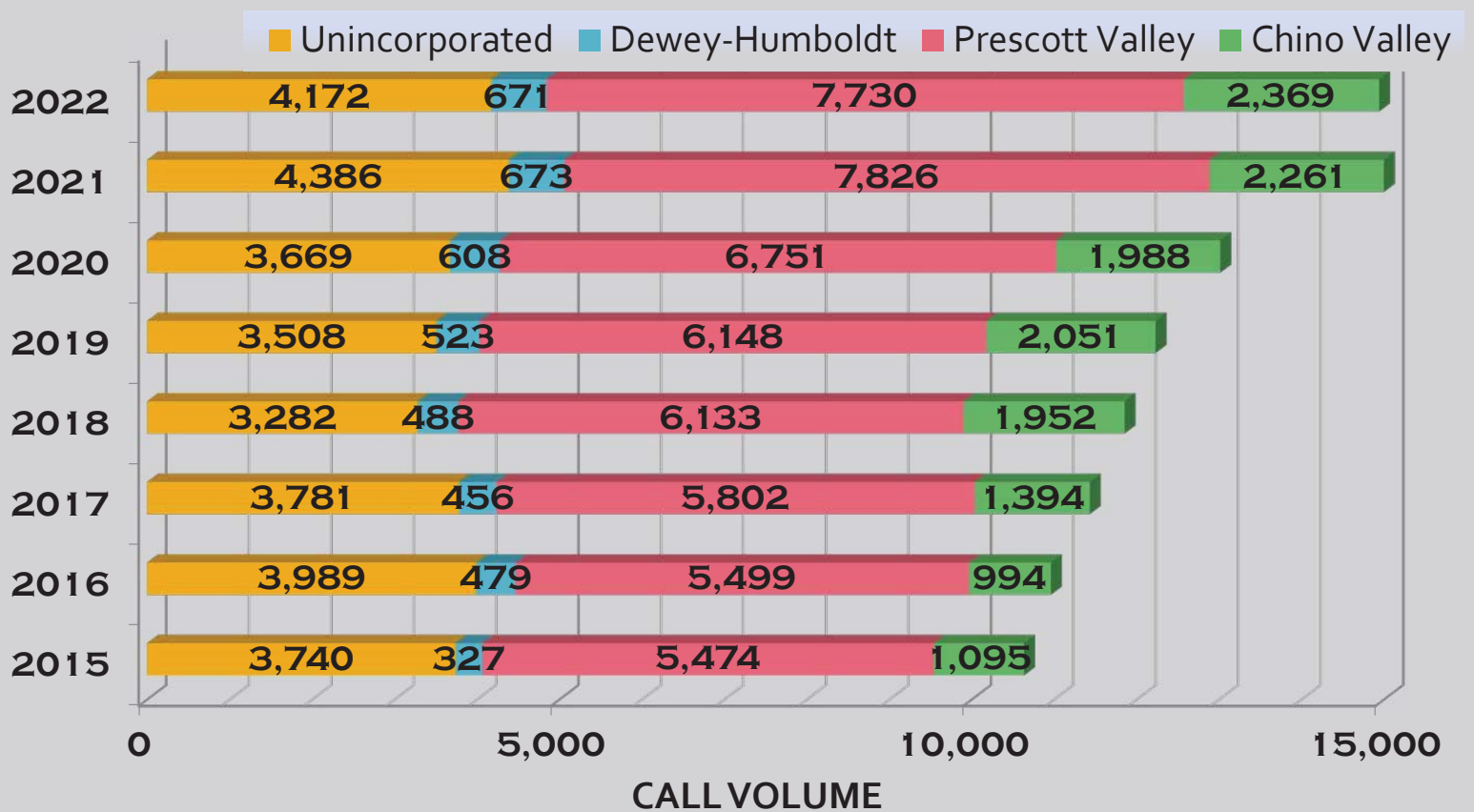
[illegible]

# Unit Hour Utilization

Unit	Call Volume	Daily Average	Unit Hour Utilization
E50	2,037	5.58	28.58%
E51	2,206	6.04	26.74%
E53	2,451	6.72	28.73%
E540	464	2.32	55.27%
E54	1,975	5.41	25.27%
E57	624	1.71	17.43%
E58	2,135	5.85	26.39%
E59	2,019	5.53	26.38%
E61	1,406	3.85	21.48%
E62	1,759	4.82	28.60%
E63	720	1.97	21.63%



# Calls by Municipality



# Fire Incident Summary

44 Fires involving Residential Structures  
27 Fires Confined Inside Structures  
16 Fires in Residential Out Structures  
5 Fires in Commercial Structures

24 Structure Fire Loss < \$5,000  
14 Structure Fire Loss \$5,000 – \$100,000  
16 Structure Fire Loss > \$100,000

60 Residential Fires	Loss of \$3,984,803
5 Commercial Fires	Loss of \$ 158,700
15 Vehicle Fires	Loss of \$ 138,200
44 Wildland / Brush / Grass Fires	Loss of \$ 1,550
22 Outside Rubbish / Trash / Other	Loss of \$ 5,512

Firefighter Injuries – 0	Civilian Injuries – 4
Firefighter Fatalities – 0	Civilian Fatalities – 2

# Responses Outside the District

## **Auto Aid:**

CAFMA to PFD	1,761	PFD to CAFMA	864
CAFMA to WVFD	1	WVFD to CAFMA	39

## **Out of District Calls (114):**

7 Wildland Fire, 1 Camper Trailer Fire, 1 Greenhouse Fire, 26 EMS, 20 Vehicle Accidents, 1 Unauthorized Burning, 3 Search & Rescue, 6 Public Service, 45 Cancelled en Route, 3 No Incident Found, 1 Stand-by

## **Mutual Aid Given (7):**

Mayer Fire District: 1 Wildland Fire, 2 Cancelled en Route  
Groom Creek Fire District: 1 Medical Assist, 2 Cancelled en Route  
Walker FD: 1 Stand-By

## **Off-District Wildland Incidents Supported (25):**





9 Arizona, 7 New Mexico, 6 California, 1 Oregon, 1 Tennessee, 1 Texas  
41 Total Personnel Involved



# Response Time Analysis

## Response Time Performance - 1st on Scene

Emergency (Code 3) Responses that Meet the Defined Standard / All Emergency Responses in the Defined Area  
*The Goal is to be Above 90%*

	<b>URBAN</b> 		<b>SUBURBAN</b>		 <b>RURAL</b> 		<b>WILDERNESS*</b>	
STANDARD	09:00 mm:ss		10:00 mm:ss		14:00 mm:ss		30:00 mm:ss	
2022	%	<b>CALLS</b>	%	<b>CALLS</b>	%	<b>CALLS</b>	%	<b>CALLS</b>
Jan-March	91.1	775	87.47	359	88.16	549	100	3
April-June	94.44	737	90.98	410	89.9	515	100	11
July-Sept	91.6	798	90.91	330	90.8	500	100	28
Oct-Dec	94.44	719	85.96	349	91.04	569	100	14
<b>TOTAL</b>	<b>92.87</b>	<b>3,029</b>	<b>89.71</b>	<b>1,448</b>	<b>90.01</b>	<b>2,133</b>	<b>100</b>	<b>56</b>
Average Emergency Response	05:35 mm:ss		07:04 mm:ss		08:51 mm:ss		15:31 mm:ss	

\*includes out-of-district



# Prevention & Training Summaries

FIRE PREVENTION	
<b>Public Education</b>	
Public Education - Prevention Staff Only	6
# Attendees	172
Public Education - Fire Pal Program	0
# Attendees	0
<b>Community Risk Management</b>	
Business Inspections	1782
Defensible Space Assessments	11
Knox Box Detail	43
Event Consultations & Inspections	37
Fire Hydrant Service	12
Miscellaneous Meetings, FM/AFM Meetings	119
Fire Investigations	
<b>Fire Investigations - Arson</b>	
Fire Investigations - All Other	3
Construction	
<b>IPRs &amp; Pre-Construction Meetings</b>	
Sub-Division / Development Plan Review	13
Building Plan Reviews	0
Building Construction Inspections	0
Fire Protection System Plan Reviews	153
Fire Protection System Construction Inspections	137
Revenue - Construction Permit Fees	0
Revenue - Event Permit Fees	\$54,803.13

Training or Activity Event	Hours
Company Training	9,475
EMS Training or Activity	3,940
Exposure Reporting	347
HAZMAT Training	252
HR/OSHA	68
Move-Up	1,535
Physical Fitness	972
Prevention	31
Station	320
Technical Rescue Training	373
Wildland Training	373
<b>Grand Total</b>	<b>17,685</b>



# Staffing, Facilities & Fleet Summaries

## STAFFING SUMMARY

### OPERATIONS

BC/Capt/Eng/FF	6/32/33/46
EMS	2
Training	3
<b>Total</b>	<b>122</b>

### ADMINISTRATION

Chief Officers	4
Finance	5
Human Resources	3
Administration	6
<b>Total</b>	<b>18</b>

### PLANNING & LOGISTICS

IT/Communications	5
Facilities	2
Fleet	5
Warehouse	3
Prevention	5
<b>Total</b>	<b>20</b>

## FACILITY SUMMARY

Fire Stations	10
Reserve Stations	2
Administration	1
Training Academy	1
Fleet Maintenance	1
Technical Services	1
Supply Warehouse	1



## FLEET SUMMARY

### Type 1 & 2 Engines

Paramedic Engines	11
Reserve Engines	4
Public Education Engine	1
Parade Engine	1
Training Engine	1
Ladder Truck	1

### Type 3 - 7 Engines

Type 3 Engines	2
Type 6 Engines	9
Battalion Chief Units	2
Water Tenders	10
Haz-Mat Unit w/PFD	1
Light Duty Vehicles	36
Utility Units	2
Rescue Units	5
Support Unit	1
UTV Units	6

# THE END







# DIVISION REPORTS

REPORTED TO THE  
CENTRAL ARIZONA FIRE AND MEDICAL AUTHORITY  
BOARD OF DIRECTORS

---

## Chief's Report

### By Fire Chief Freitag

We've completed all five internal strategic input sessions with our personnel. Out of 165 we had 143 that participated. While not all responses were at the leadership level, they were responses from different perspectives and positions within the organization. In the end, we have some useful feedback for our next steps in the process.

I'll be meeting with our strategic planning facilitator on Monday, March 20 to review the current document as well as plan our next steps. We still need to have each one of you participate, and identify our external stakeholder participants e.g., community leaders, elected officials, etc. After reading our internal comments, it will be interesting to see what the board and our external stakeholders think of our organization.

I've been meeting with some community leaders and elected officials regarding the three-year staffing plan that we've proposed. Our current budget projections put the tax increase in the first year between .08 and .10 cents. That could change based on any additional budget inputs that we do not have yet. The second- and third-year increases are estimated at .10 cents as well. However, that amount has been estimated without successful SAFER Grant submittals. The number could be less if our SAFER Grant requests are successful. Those I've talked with so far, are not necessarily happy that their property taxes will increase, however they understand our situation and have been supportive.

Chief Tharp, Chief Feddema, Kathy Goodman, and I worked on our grant narratives together. Additionally, we sent the drafts through the union to staff at the International Association of Firefighters (IAFF) for review and comment. The feedback we received was very helpful as we worked to finalize our documents. Chief Tharp submitted our application on March 17. The next step will be to reach out to elected officials at the federal level seeking their support. We may make contact with them in concert with the City of Prescott as well as Verde Valley FD to stress the regional and county need for additional personnel.

Over the last few months, we've had Susanne take minutes during our labor/management meetings. Those minutes are published after final approval by the group to add another layer of transparency to the meetings. Jointly we hope that the minutes will help keep our membership informed regarding our discussions. It's also a way to help curtail some of the misinformation that had been circulating after past L/M meetings.

I've been asked to participate in the Governor's pre-wildfire briefing on Monday, March 27. I'm usually the only Fire Chief present for the briefings. This opportunity will allow me to stress the importance of funding our fire districts. The data from last year shows a 50% reduction in local resource availability. Our numbers from last year also show that we saw a 50% reduction in our ability to send resources.



## DIVISION REPORTS

REPORTED TO THE  
CENTRAL ARIZONA FIRE AND MEDICAL AUTHORITY  
BOARD OF DIRECTORS

---

In the State of Arizona, the local fire agencies are the state's fire service. Unlike California, we do not have a state-run fire department. This means that if we cannot respond, resources are pulled from other states which leads to delayed effective suppression efforts. If the state does not start to recognize the importance of funding our agencies, the number of resources available will continue to decrease.

Being with the Governor does mean that I will miss our board training with Attorney Cornelius at 1500 on the 27<sup>th</sup>. Chief Tharp will be there to participate.

As of Monday, March 20 we will have a Fire Marshal again, which will decrease some of the workload Chief Rose has had to shoulder. We will be short one inspector, however our plan is to let the new team evaluate their processes and resources before we seek someone to fill the spot.

Kathy Goodman has started in her new position as CAFMA's Public Relations Coordinator. You may have noticed that our social media presence has already increased with content that continues to engage our followers. Additionally, she has been effective at sending press releases out to the media which has increased our media presence as well. We still need to work on our public education programs, but that will take some time. Overall, in a short period of time, she has already accomplished a lot. That said, we still have a ways to go. If we can hire a public educator as outlined in the third year of our staffing plan, we will be far more effective in providing programs to everyone we serve.



## DIVISION REPORTS

REPORTED TO THE  
CENTRAL ARIZONA FIRE AND MEDICAL AUTHORITY  
BOARD OF DIRECTORS

---

### **Administration** **By Assistant Chief Tharp**

We are progressing through the budget and capital asset planning for fiscal year 2024. This is a lengthy process involving many moving parts and multiple “needs” and “wants”. Ultimately, we will be looking at a significant increase to the tax rate for both entities to accommodate all the staffing needs and to cover inflationary costs. Undoubtably, this will result in many taxpayers, businesses and organizations being upset, but it will be a process to work through so that everyone will not like the outcome but will be willing to support it for the enhanced services that are needed. We are faced with a challenge that has been manifest in our ISO rating (insurance service office) for commercial and residential property, and as we progress through our accreditation process – will also be noted as an area that will need improvement to accommodate an effective response force and be more in compliance with the standards outlined in NFPA 1710 (National Fire Protection Agency).

Chief Freitag is already working with local leaders to educate and solicit input for the strategic plan and what we can do to diversify our revenue – because just raising property taxes will not make people happy. It is a two-edged sword, but we are hopeful that our reputation and willingness to work with alternative ideas will afford some latitude in our plan for the agency to increase staffing. Additionally, we applied for the SAFER Grant and 8 new firefighters. We will see how the process works as there are always challenges with the requirements and funding (a lot of organizations apply for staffing).

Ultimately, we are working hard to address the “needs” of the organization while being committed to the internal and external customers. We will need the board members, community members, elected officials and our employees to be moving in the same direction to make CAFMA successful for the future and meet the standards established by fire and insurance best practices for community safety.



## DIVISION REPORTS

REPORTED TO THE  
CENTRAL ARIZONA FIRE AND MEDICAL AUTHORITY  
BOARD OF DIRECTORS

### February 2023 RECORDS REQUESTS

Record Type	Received	Pending
EMS	5	1
Environmental	2	0
Fire	4	1
Incident	1	0
Public Record	4	2
<b>Totals</b>	<b>16</b>	<b>4</b>





## DIVISION REPORTS

REPORTED TO THE  
CENTRAL ARIZONA FIRE AND MEDICAL AUTHORITY  
BOARD OF DIRECTORS

---

### Operations

By Assistant Chief Feddema

We are wrapping up the process for our annual Physical Fitness Monitoring with only a few members needing to go through the test. Personnel have done very well, and the trainers put in a lot of work to get everyone through the process. The test we perform is the VO2 max test which provides a comprehensive evaluation of their physical fitness. The test provides data on how much oxygen they use as they exercise and determines the maximal oxygen consumed during exercise. The last several years has provided multiple challenges related to our annual physicals and fitness monitoring. I feel we are finally getting back to a healthy rhythm related the activities that support the health and wellness of CAFMA personnel.

We continue to monitor response times, engine reliability, along with the call volume each month. These numbers will be reviewed each quarter to ensure we are properly planning for future stations, apparatus requirements, and staffing needs. One area that has caught our attention is Station 51. We continue to see the response reliability decrease in that area. This means that the engine is either busy on a call or pulled into another area to run a call. When this happens, we typically start to see an increase in our average response times. We have been in communication with the leadership of Prescott Fire and are working on a dispatch module to help identify efficiencies in our "move-ups". A "move-up" is when an Engine moves from one area to cover another. The module that is being looked at will help identify call propensity to ensure our move-ups are allocated according to current trends in the call volume. We want to meet the needs of a growing community now and into the future. The increase in call volume also continues to challenge ambulance response times. We continue to work on our goal to find a long-term solution; however, CAFMA crews have done a great job supporting the community with the Rescues. This is an added burden but they have done a great job working through the challenge.

There have been many activities in the Training Division this past month. The Engineer's test was hosted this past month, and everyone did well. The results will be posted after the review period is complete. They also recently completed the Company Officer Academy which had great attendance. It is nice to see training and other activities pick up. The participation in the Captains Academy was very good and we are starting to see classes fill up as we move beyond the issues created by COVID. The annual Arizona Wildfire Incident Management Academy was also held in Prescott. CAFMA sent multiple people to attend the training, and several went to help teach portions of the training. The program is an excellent opportunity to network and increase knowledge.



## DIVISION REPORTS

REPORTED TO THE  
CENTRAL ARIZONA FIRE AND MEDICAL AUTHORITY  
BOARD OF DIRECTORS

---

### **EMS Report**

**By EMS Chief Niemynski**

CAFMA transported 10 patients in our Rescues during the month of February 2023. The total number of Rescue transports from 7/1/21 – 3/19/2023 equals 309 times. CAFMA continues to send in our paramedics on BLS AMR ambulances. As of 2/19/2023 we have sent in a paramedic over 3139 times to support a BLS ambulance from AMR and a small number of Priority ambulances since 7/1/2021. This is something we will continue to do as it is what is best for our citizens.



## DIVISION REPORTS

REPORTED TO THE  
CENTRAL ARIZONA FIRE AND MEDICAL AUTHORITY  
BOARD OF DIRECTORS

---

### Planning and Logistics By Assistant Chief Rose

#### COMMUNITY RELATIONS

Kathy Goodman started as our new Community Relations Coordinator on February 27. She hit the ground running, setting up meetings with internal and external customers, sending out press releases, and training with Jonah, Tech Services Manager, on the podcast. She, along with Chief Freitag, were also guests on the Code 3 Podcast the week of March 6<sup>th</sup>. Soon she will begin reviewing the website and our public education programs as well.

#### FACILITIES

Work continues at Station 50 doing some freshening up of the painting. We are fitting it in as we have time.

We are still moving forward with the plans at Station 63. The turnout room dual-swing door has arrived, the riprap repairs have been completed, equipment is ordered for the new bay heaters and exhaust, a contractor is putting together a quote on the culvert replacements at the end of the driveway, and the original contractor for the remodel is giving us some updated numbers on doing the only the quarters area of the station now. We are still in hopes that the new turnout room will be underway at the beginning of April as well.

CARTA back hill repair and detention pond changes are on schedule to start the week of 3/13. We're hoping to get it wrapped up before Engineering testing the first week of May.

We're still waiting on the snow to melt up on Spruce so we can get the new generator up there and installed. It's probably still a month before it will be dry enough to get equipment up there.

We will be working with Comms to install access control on the doors out at Station 61's old Admin in the next week or so. We are still looking into resolving the new flooring issue we are having from the station remodel. With the flooring issue being a warranty matter, we are looking at alternative options to prevent it from happening again if we used a similar product.

As always, the routine maintenance is ongoing, but in addition we have had about 215 work orders come in since July 1<sup>st</sup> that have been resolved.

#### FLEET

##### **Projects:**

##### **NEW TYPE 1 ENGINES:**

The new pumpers have been inspected. All went well, with only a few minor changes to the truck. After inspection, the items noted are taken care of at the Pierce factory. I recently received a spreadsheet showing our noted issues and the repairs performed. The last communication with Pierce was the vehicles had left the factory and were on their way to



## DIVISION REPORTS

REPORTED TO THE  
CENTRAL ARIZONA FIRE AND MEDICAL AUTHORITY  
BOARD OF DIRECTORS

---

Arizona. Once in Arizona, Hughes Fire in Phoenix will go over the trucks once again, detail them and then deliver them to us. We hope to have them before the end of the month.

### **STAFF VEHICLES:**

We are currently working on our Capital purchase plan for the 2023-2024 budget year. A lot of consideration was given to vehicles needing to be replaced. Many of these were moved out in the schedule a year or two based on condition and lower than expected mileage. Others have stayed in the plan for replacement. Once complete the final decisions will be reflected in the budget. **UTV:** The new UTV has been completed. It is at the warehouse right now being stocked with its inventory. This new unit should be delivered and placed in service at station 63 soon.

### **OPTICOM:**

This project is still in the works, with installation of the vehicle units each time a vehicle comes to fleet for service work. It is a time-consuming project, consisting of removal of the headliner to install an antenna for the GPS, as well as installation of a complex wiring system. This unit ties into existing vehicle controls such as the turn signals, brake switches and park indicators. Multiple engines have been completed along with the battalion chief vehicles. Once frontline engines are completed, we will install the system on the Rescues, brush trucks and type III apparatus.

### **Maintenance and Repair:**

Fleet has been very busy catching up on services. Many of our frontline engines are currently due and we are working to get them into the shop. With wildland fire season approaching, fleet has been busy preparing our wildland vehicles as well. Once the new engines are delivered, we hope to always have two mechanics working on this upfit. Since these are a new design with a different layout, this will be a time-consuming project. We hope to meet with the apparatus and equipment committees and go over inventory placement on these newly designed vehicles before we start. One engine will receive all new equipment and the others will have equipment moved over from other apparatus that are going to surplus.

### **UPDATES:**

Fleet has hired Mechanic Ben Burchard. Ben comes to us from the City of Prescott fleet department where he did most of the work on the fire apparatus. He has great fabrication skills as well, and we are excited to add him to our team at fleet. Ben filled the position left with Bryten Burch's exit from fleet. If you see him be sure to say hi and introduce yourselves.



## DIVISION REPORTS

REPORTED TO THE  
CENTRAL ARIZONA FIRE AND MEDICAL AUTHORITY  
BOARD OF DIRECTORS

---



### TECHNICAL SERVICES

**New UTV** - Dave Legge recently completed outfitting one of our new UTV's with a radio and Tony Frazier delivered to the Warehouse for final stocking.

**GIS and Statistics** - Michael Freeman has been continuing to assist with the CON process, as well as providing the data needed to submit the SAFER grant.

**Strategic Planning** - Thanks to Titus Overmyer for assisting in getting the strategic planning platform fully functional for all users.

**Station 61 Administration Access Control** - All parts needed for converting the doors at Station 61 Administration to access control have arrived. We are scheduled to begin this process the week of March 20th.

**Wildland and Engine iPads** - Tony Frazier has been working hard setting up new iPads for our Wildland program, as well as working with Chief Niemynski on getting all Engine iPads enrolled in our management platform. This process will greatly improve our ability to deploy software and manage these devices in the field.



## DIVISION REPORTS

REPORTED TO THE  
CENTRAL ARIZONA FIRE AND MEDICAL AUTHORITY  
BOARD OF DIRECTORS

---

### **WAREHOUSE**

The Warehouse Division has continued to work on our SCBA packs with flow testing and repairs. We have begun seeing parts that have been on order for several months come in. This has helped us get these packs back in service.

With the start of so many new hires, we have been busy getting uniforms ordered as fast as we can to outfit each of them. So far, we've not run into too many snags. We should have them all taken care of within a few weeks, pending any supply issues.

The Warehouse Division has confirmed our ladder testing dates for the end of the month. We will rotate all apparatus in to have ladders either tested at that time or we will outfit with a new, freshly tested set to ensure that they are out of service for the least amount of time possible.

We are still waiting for our stock hose to come in. Due to this back order, we will have no choice but to push back our start time of April for hose testing. We will do everything we can to make sure we keep up with our annual hose testing procedures.

All other daily operations continue as usual.

As always, feel free to contact me if you have any questions.





## DIVISION REPORTS

REPORTED TO THE  
CENTRAL ARIZONA FIRE AND MEDICAL AUTHORITY  
BOARD OF DIRECTORS

---

### **Training** **By Training Chief Parra**

As the weather becomes warmer the focus of training also shifts toward wildland firefighting operations. We concluded the January/February quarterly training which focused on Live Fire Operations and transitioned into the wildland training for March/April. The training reviews firefighter safety, fire shelter deployment, and focuses on pump and roll operations. This training is being held at CARTA and will be taught by Prescott and CAFMA Training Officers.

The Wildfire Academy which is hosted at the Emory Riddle Aeronautical University took place March 13-17. This is an excellent opportunity for our personnel to attend training that is at times difficult to locate. In one location there are firefighters from around the country taking courses together. This offers an excellent educational experience as well as networking opportunity. We have numerous personnel from CAFMA that are taking courses, instructing courses, as well participating in the management of the Wildfire Academy.





## DIVISION REPORTS

REPORTED TO THE  
CENTRAL ARIZONA FIRE AND MEDICAL AUTHORITY  
BOARD OF DIRECTORS

### Response Report

By GIS | Records Management Specialist Freeman



### February Response Report - 2023

Land Area: 369 sq. miles    Population: ≈106,500    Fire Stations: 10 Full-Staffed

#### Responses in District

TOTAL FIRE INCIDENTS	8
STRUCTURE FIRE	0
STRUCTURE FIRE; CONFINED	1
MOBILE HOME/PORTABLE BLDG	1
VEHICLE FIRE	2
BRUSH/GRASS/WILDLAND FIRE	3
TRASH FIRE/OTHER	1

*Fire is 0.74% of call volume*

TOTAL RESCUE & EMS	749
--------------------	-----

*EMS is 68.91% of call volume*

OVERPRESSURE / OVERHEAT	0
HAZARDOUS CONDITION	15
SERVICE CALL	195
GOOD INTENT	86
FALSE ALARM/OTHER	34

*Other is 30.36% of call volume*

TOTAL INCIDENTS IN DISTRICT	1,087
-----------------------------	-------

INCIDENT RESPONSES BY CAFMA	1,192
-----------------------------	-------

TYPE-1 UNIT RESPONSES BY CAFMA	1,289
--------------------------------	-------

#### Fire Loss Summary

Residential Fire Loss	\$3,050
Commercial Fire Loss	\$0
Vehicle Fire Loss	\$4,500

#### Top 5 Call Types

705	EMS
125	Assist Invalid
48	Cancelled en Route
37	Public Service
22	No Incident Found on Arrival

Average total # of calls per day	38.82
Average fire calls per day	0.29
Average EMS calls per day	26.75
Average all other calls per day	11.75

#### Call Volume at PRCC

	Month	Year-to-Date
PFD	768	1,662
CAFMA	1,087	2,314
GCFD	10	22
OD	7	16
WKFD	1	3

#### Unit Responses

	Unit	District	Total	Move Up
TYPE-1 ENGINES	E50	121	129	22
	E51	27	159	39
	E53	168	169	8
	E540	43	48	24
	E54	141	142	0
	E57	52	53	0
	E58	143	143	2
	E59	142	145	0
	E61	117	120	14
	E62	120	124	2
	E63	48	50	35
	TR50	3	5	0
	B3	56	60	0
	B6	22	22	0
	Rescues	21	21	0

#### Calls by Municipality

Calls in Town of Chino Valley	192
Calls in Town of Prescott Valley	561
Calls in Town of Dewey-Humboldt	40
Calls in District, Unincorporated Areas	294
Calls Out of District	5

#### Aid Agreement Summary

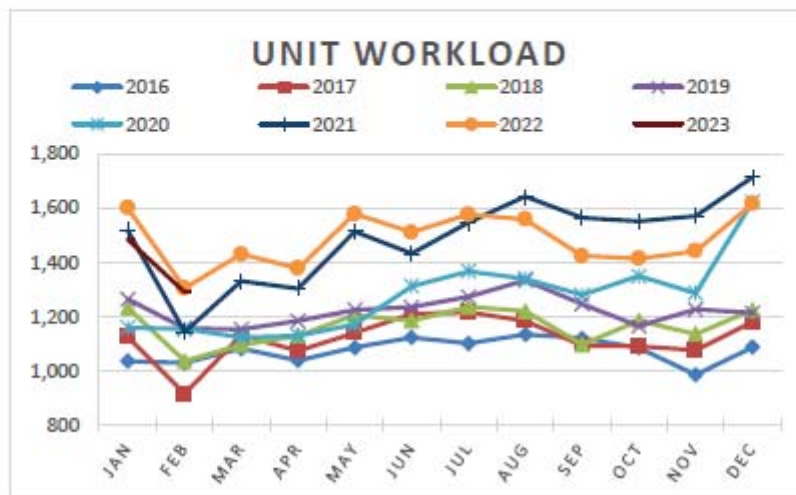
Aid Given to Prescott	124
Aid Received from Prescott	63
Aid Given to WVFD	0
Aid Received from WVFD	6
Mutual Aid Given	0
Mutual Aid Received	0



# DIVISION REPORTS

REPORTED TO THE  
CENTRAL ARIZONA FIRE AND MEDICAL AUTHORITY  
BOARD OF DIRECTORS

Unit Workload History (RESPONSES BY TYPE-1 ENGINES)								
	2016	2017	2018	2019	2020	2021	2022	2023
Jan	1,034	1,123	1,231	1,263	1,157	1,516	1,600	<b>1,483</b>
Feb	1,026	913	1,034	1,155	1,152	1,141	1,303	1,289
Mar	1,080	1,128	1,093	1,151	1,121	1,328	1,428	
Apr	1,036	1,071	1,127	1,182	1,127	1,302	1,376	
May	1,084	1,138	1,203	1,223	1,169	1,512	1,577	
Jun	1,121	1,208	1,183	1,233	1,310	1,431	1,509	
Jul	1,099	<b>1,214</b>	<b>1,234</b>	1,271	1,366	1,546	1,575	
Aug	<b>1,132</b>	1,183	1,218	<b>1,332</b>	1,338	1,641	1,557	
Sep	1,118	1,091	1,095	1,245	1,277	1,563	1,422	
Oct	1,083	1,088	1,183	1,163	1,348	1,551	1,413	
Nov	983	1,074	1,134	1,224	1,285	1,570	1,440	
Dec	1,085	1,177	1,222	1,211	<b>1,622</b>	<b>1,713</b>	<b>1,615</b>	
AVG	1,073	1,117	1,163	1,221	1,273	1,485	1,485	1,386
TOTAL	<b>12,881</b>	<b>13,408</b>	<b>13,957</b>	<b>14,653</b>	<b>15,272</b>	<b>17,814</b>	<b>17,815</b>	<b>2,772</b>



## MINUTES

**Central Arizona Fire and Medical Authority Board of Directors  
Regular Meeting  
Monday, February 27, 2023, 5:00 pm  
Central Arizona Fire and Medical Authority, Administration  
8603 E. Eastridge Drive, Prescott Valley**

### In-Person Attendance

Dave Dobbs; Dave Tharp; Gayle Pickett; Lorette Stewart; Matt Zurcher; Rick Anderson; Scott A Freitag; Susanne Dixson

### Remote Attendance

Nicolas Cornelius

## 1. CALL TO ORDER / ROLL CALL OF BOARD MEMBERS

Chair Zurcher called the meeting to order at 5:00 p.m.

## 2. PLEDGE OF ALLEGIANCE

Chair Zurcher led the Pledge of Allegiance.

## 3. CORRESPONDENCE AND PRESENTATIONS

### A. Letters from the Public and Board Recognition

Chief Freitag repeated a note to one of our Fire Pals that said our firefighters are cooler than ghostbusters and police.

## 4. REPORTS

### A. Board Member Reports

Chair Zurcher stated that he and directors Pickett and Reinhardt attended the Recruit Academy graduation. He thanked all those who worked to put on the academy. Director Pickett said she feels the same.

### B. Division Reports

Chief Freitag reported that he and the rest of Senior Staff attended the Chief Executive Officer Program last week. Chief Tharp added that it was a good training opportunity and he's looking forward to the next session in October.

## 5. CALL TO THE PUBLIC

There were no public comments.

## 6. CONSENT AGENDA

A. Approve Regular Session Minutes - January 23, 2023

B. Approve General Fund Financial Statements

C. Approve Fire Protection Agreements: Kelly and Rodriquez

D. Approve Policy Amendments: 203.1 DUI Second Chance Policy, 190 Public Records Access, 208 Support Volunteer Program, 243 Demotions, 407 Retirement and Deferred Compensation Benefits, 608 Tobacco Policy, 610 Performance Evaluations, 970 Safety - Health Maintenance

E. Approve Affiliation Agreement for Field Internship Training Experience with Granite Mountain Training

Motion to approve the Consent Agenda.

Move: Rick Anderson Second: Dave Dobbs Status: Passed

Yes: Dave Dobbs, Matt Zurcher, Lorette Stewart, Rick Anderson, Gayle Pickett

## 7. VOTE TO GO INTO EXECUTIVE SESSION

Executive Session was waived.

A. Legal Advice Pursuant to A.R.S. §38-431.03(A)(3) Regarding Selection of Third Party Legal Counsel

B. Legal Advice Pursuant to A.R.S. §38-431.03(A)(4) Regarding Staffing Agreement with Priority Ambulance

## 8. NEW BUSINESS

### A. Discussion and Possible Approval of CAFMA Staffing Plan

Chief Freitag advised the Board that Union VP Shaun Jones and Chief Feddema are in attendance and available to answer questions.

He reported that staff has put together a 3-year plan for staffing, and reminded the Board that our ISO rating has taken a hit, in part due to not enough equipment and staffing. He added that when you increase the Operations side, it has an effect on non-Ops as well. He stated that we are looking at hiring 9 people in the first year (7-Ops, 2-Tech Services), 11 new personnel in the second year (8-Ops, 1-Facilities, 1-Warehouse, 1-Finance), and 11 in the third year (7-Ops, 1-Training, 1-HR, 1-Community Relations, 1-Admin). He commented that the difficulty is that adding staff equals adding cost; looking at a plan like this, we're looking at increased rates, more than likely, to meet the needs.

He pointed out that there are several things they've looked at on the Operations side, including targeting select stations to run 4-person minimum staffing, and using alternative response units. We are working with Prescott Fire on creating a true emergency medical dispatch system which would send only the resources needed; our current dispatch system is considerably behind. We're also working with Prescott Fire on a move-up module, which would use historical data to determine move-ups. Even with these things, considering the significant growth in the area, we will have to look at putting another engine in place in the next three years, and in fact, we really need one now.

The staffing plan is a structured approach to getting the resources we need. It will take 3-years to resolve today's issues, but there is a plan to get there without putting too many new employees on the tax rate at one time.

For this fiscal year, we're asking for 7 new firefighters and 2 tech services positions; that will cost approximately 1.5 million. Staff is asking the Board if they're comfortable with us putting them in the budget this year for their consideration. He also asked if the Board would support submitting a SAFER grant this year, which would allow for incremental tax increases. He reminded the Board that they don't have to accept the grant, if awarded, and asked for direction from the Board to submit the SAFER grant.



Chair Zurcher inquired as to how many operations personnel the SAFER grant would provide; Chief Freitag indicated 7 or 8 personnel; it would essentially take care of the ask for next year. We hope that over the next 3-years we can better handle the increase in call demand and growth, while reducing the stress on our personnel; he suggested that we need to do something to alleviate burn-out and injuries caused by mandatory overtime.

Chief Freitag added that fixing our paramedic pay also needs to be in our plan, and compared our starting wages with those of another first responder agency in the area, showing our paramedic pay is far behind. He stated that the Union has been working on a plan to change the scale, but we do not have those numbers yet.

Chair Zurcher inquired about the timing of the SAFER grant notifications. Chief Freitag answered that we typically hear those results in the Fall.

Director Dobbs asked how long the SAFER grant was; Chief Tharp answered that it is now a 3-year window, and it is a percentage for those 3-years. Chief Freitag added that we hope for a late-fall notification in order to not overlap this fiscal year by more than 3-months.

Chief Freitag further advised that we would also like to increase the number of students we can support for paramedic school; we typically fund two per year, and he's asked Chief Niemynski to request an increase to support up to six students.

Chair Zurcher asked Chief Niemynski to comment; Chief Niemynski stated that we've had a hard time getting people interested in becoming a paramedic, and he doesn't know that we'll get the interest we're looking for without changes.

Chief Feddema stated that we are trying to add units and value to the response system, as adding personnel alone won't change the ISO rating.

Chief Freitag commented that we will need to have discussions with the Board and go out to the community in the near future because we'll have to go out to bond to build needed infrastructure.

Chair Zurcher asked Union VP Jones to comment. VP Jones stated that from the Labor standpoint, they are not going to vote down adding more staff, as any additions will get us closer to a 4-person minimum

staffing and improve our effective fire-fighting force. Regarding paramedics, he hopes we'll have a significant increase and complete change to the pay scale, and believes those changes would help address the threat we face regarding recruiting and retention for paramedics. He added that we received one paramedic application during our last hiring, and they took a job elsewhere before getting to the oral boards. He believes that our current paramedic stipend has affected our ability to hire new paramedics. He concluded his comments by advising the Board of future items that may be brought forward in the next few fiscal years, including PEHP increases.

Chair Zurcher opened the floor for questions or comments from sitting CYFD Board members Gordon and Reinhardt, who were in the audience. Director Gordon asked if the staffing plan is available for review, specifically, some of the operational ideas. Chief Freitag answered that they will send the 3-year staffing plan, and they are working on having a bullet-pointed approach to the rest of the plan. He is setting up meetings with community stake-holders to let them know the challenges we're facing today, what we think works as a solution, and how that gets funded. Director Reinhardt asked if the numbers presented related to the SAFER grant included PSPRS; Chief Freitag answered in the affirmative. He asked if it was a better idea to ask for more than we needed through the SAFER grant; Chief Freitag answered that the SAFER grant either gives you what you ask for or they give you nothing. He requested final numbers related to the 7 Operations personnel; Chair Zurcher stated that we would be going over those numbers during the budget workshop.

Chair Zurcher stated he would like to see these things in the draft budget, and encouraged Staff to move forward with the SAFER grant submission.

Director Anderson confirmed the paramedic stipend would be included in the budget, and asked if we had an idea of what Paramedic pay would increase to; Chief Freitag indicated we don't have numbers yet, but suggested that \$11,500 would be a good base. VP Jones stated that the Union voted on a pay plan that is subject to COLAs and merit increases. He added that one issue we're facing is that members further in their career are dropping their paramedic certification, so we're hoping to create a pay plan that starts high and can continue to grow will be an incentive to maintain that certification. Chief Freitag stated that we would have two wage scales for each position, i.e. Firefighter EMT and Firefighter CEP.

Chair Zurcher reminded the board of additional items that will need to



be addressed in the budget, specifically PSPRS unfunded liability and Capital Reserve; these are other issues on top of staffing and paramedic pay. Chief Freitag commented that it is better for us to have a Capital Reserve and budget funds for it than to have to budget to pay interest on warrants because we have to borrow from the County to make payroll.

B. Discussion and Possible Selection of Third Party Legal Counsel

Attorney Cornelius stated that he has received information from Burch & Cracchiolo, but has not received firm information from the two other attorneys. He would like to hear from them before a selection decision has been made.

He suggested the item be tabled.

C. Discussion and Possible Approval of Staffing Agreement with Priority Ambulance

Chief Niemynski stated this is a 1-year agreement that we can change at any time or cancel if needed. At this point, it would get those rigs staffed with a minimum of an EMT, and they would be able to respond to the calls where we're waiting long periods for an ambulance. He added that they guys on the floor want this as well, as it would reduce the number of times they have to ride in.

Chair Zurcher asked if this would help our CON process; Chief Freitag answered no, in fact they might try to use it against us; however, this solution is only bridging a gap between Priority getting all of their equipment and stations in place and the 911 needs today. He referenced a motor vehicle crash this morning that called for 4 ambulances; we ended up using 2, and used our rescue to transport the other 2 patients because calls were kicking out in Prescott and our one car crash was going to use all of the units available.

Attorney Cornelius stated this agreement is ready to go, and stated that he believes we need something like this in place.

Motion to approve the Staffing Agreement with Priority Ambulance.

Move: Gayle Pickett Second: Dave Dobbs Status: Passed

Yes: Dave Dobbs, Matt Zurcher, Lorette Stewart, Rick Anderson, Gayle Pickett

D. Discussion Regarding Ambulance Certificate of Necessity (CON)

Chief Freitag reported that we had to resubmit all of our response times, as our application used urbanicity standards, which is statutory, but historically has not been used by DHS. Chief Freitag added that Kathy Steadman will be here for a meeting on Wednesday, and we will meet the new litigator at that time. She expects we'll be in litigation in the next few months.

Chief Freitag commented that he has been questioned in the community regarding the CON application. The bottom line is, we have two private companies here who are owned by venture capital firms. We see what happens when these companies are not making money, and noted that we are very rarely getting getting ALS paramedic rigs. We've billed a significant amount, almost \$500,000 in 4-months, for ride-ins. That's a lot of ride-ins, taking our equipment out of the system. Having a second company up here doesn't solve the short-term problem, nor does it solve the long-term challenges or concerns that we're going to face with all the growth. We're not looking to inundate or take over from the private company, but we do think we need a backstop so we do not have to face what we've been dealing with over the last eight years. Having an overlapping CON will only benefit the system. He stated that as part of the system, we need to have a CON; right now, we're doing all these transports and providing the paramedic for these calls, and the taxpayers are not getting a dime of that in return.

Attorney Cornelius stated that this item ties in with item B regarding the number of transports and what we've billed, and reiterated the number of transports is over 3,000.

Chief Freitag added that other areas are facing the same issues, and mentioned that Kingman and Mohave Valley are also not getting any ALS ambulances. He concluded by stating it would not be responsible as the Fire Chief to recommend we stop pursuing the CON knowing the challenges we've had, the challenges we're still facing, and seeing the how the EMS systems around the state continue to collapse in the areas where they don't have some sort of public and private ambulance transport.

## 9. ADJOURNMENT

Motion to adjourn at 5:44 p.m.

Move: Rick Anderson Second: Gayle Pickett Status: Passed

Yes: Dave Dobbs, Matt Zurcher, Lorette Stewart, Rick Anderson, Gayle Pickett

DRAFT

CENTRAL ARIZONA FIRE AND MEDICAL AUTHORITY  
GENERAL FUND BANK RECONCILIATION FEBRUARY, 2023

Reconciliation:	
Beginning Balance:	\$ 12,360,026.68
Fire District Deposits:	\$ 61,366.14
Interest Revenue	\$ -
Transfer In: Fire Authority Funding	\$ 1,023,903.25
Disbursements:	\$ (3,477,574.43)
Other: Treasurer Deposit In Error	\$ 200,888.46
Other: N/A	\$ -
Ending Balance:	\$ 10,168,610.10

Difference Between Balances: \$ -

Bank Statement Balance:	
Balance Per Bank:	\$ 10,222,776.65
Outstanding Checks:	\$ (54,166.55)
Outstanding Deposits:	\$ -
Outstanding Payroll Direct Deposit:	\$ -
Ending Balance:	\$ 10,168,610.10

G/L Ending Balance: \$ 10,168,610.10

\$ 10,168,610.10

Deposits Per Bank Statement:	
Fire District Deposits:	\$ 61,366.14
Interest Revenue:	\$ -
Transfer In: CHINO Fire Authority Funding	\$ 181,964.85
Transfer In: CYFD Fire Authority Funding	\$ 841,938.40
Other: Treasurer Deposit In Error	\$ 200,888.46
Ending Balance:	\$ 1,286,157.85

Bank Reconciliation Register:	
Checks From Accounts Payable:	\$ 2,052,473.43
Other: Trf FY 21-22 Excess Funds To CapRes	\$ 1,425,101.00
Total Checks and Charges:	\$ 3,477,574.43
Deposits From Accounts Receivable:	\$ 61,366.14
Other: GL JE for Fire Authority Funding	\$ 1,023,903.25
Other: Treasurer Deposit In Error	\$ 200,888.46
Ending Balance:	\$ 1,286,157.85

Reconciliation Approved By:

Scott Freitag

Digitally signed by Scott Freitag  
Date: 2023.03.20 17:25:14  
-07'00'

Scott Freitag, Fire Chief

Reconciliation Reviewed By:

Dave Tharp

Digitally signed by Dave Tharp  
Date: 2023.03.20 14:25:35  
-07'00'

David Tharp, Assistant Chief of Administration

Reconciliation Prepared By:

Karen Mauldin

Digitally signed by Karen Mauldin  
Date: 2023.03.14 11:16:55 -07'00'

Karen Mauldin, Finance Manager

CENTRAL ARIZONA FIRE AND MEDICAL AUTHORITY

Capital Projects Fund FY 22-23

GL #1200

Date	Transaction	Debit	Credit	Balance
07/01/22	Fiscal Year 22-23 Beginning Balance			\$ 6,026,141.00
08/31/22	Interest Revenue	\$3,905.59		\$ 6,030,046.59
09/30/22	Interest Revenue	\$12,351.29		\$ 6,042,397.88
12/31/22	Interest Revenue	\$32,272.69		\$ 6,074,670.57
02/28/23	FY22 Transfer of Excess Funds From Gen Fund	\$1,425,101.00		\$ 7,499,771.57



# 2022 - 2023 Cash Flow by Month: FEBRUARY

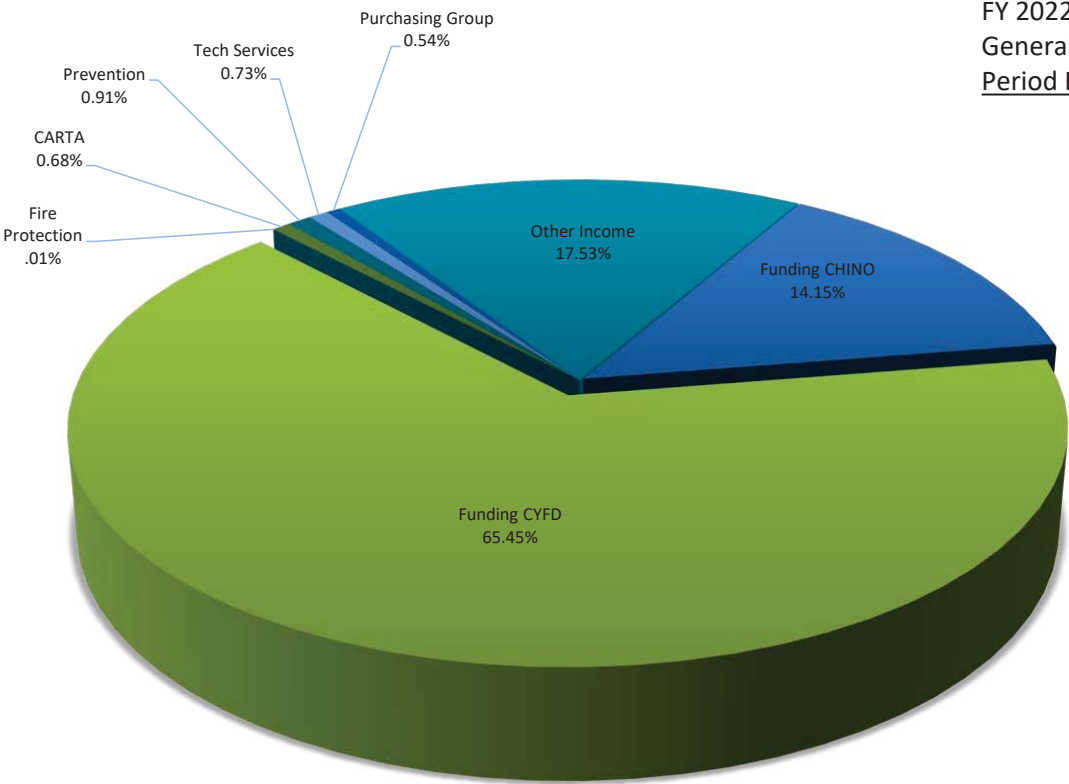
	Actual								PROJECTED			
	July	Aug.	Sept.	Oct.	Nov.	Dec.	Jan.	Feb.	March	April	May	June
<b>Revenues:</b>												
Property Taxes from CYFD/CVFD	474,223	118,921	43,946	316,713	11,948,764	3,333,798	2,365,830	1,023,903	2,406,348	2,406,348	2,406,348	2,406,348
Fire Protection	34,245	4,323	5,672	5,553	2,655	1,614	2,587	88	15,000	15,000	15,000	15,000
Fee for Services	76,396	54,961	58,603	41,896	38,341	21,856	57,686	36,705	44,519	44,519	44,519	44,519
Interest Income	-	9,626	26,718	-	-	19,427	-	-	4,167	4,167	4,167	4,167
Grants	3,814	-	11,900	-	-	14,392	-	3,051	73,270	73,270	73,270	73,270
Ambulance	-	-	-	-	-	-	-	-	166,667	166,667	166,667	166,667
Misc. Non Levy	288,794	447,471	47,380	35,791	839,800	198,506	3,756	222,435	50,117	50,117	50,117	50,117
<b>RevenueTotals:</b>	877,471	635,302	194,219	399,953	12,829,560	3,589,593	2,429,859	1,286,182	2,760,086	2,760,086	2,760,086	2,760,086
<b>Expenditures:</b>												
Personnel Costs	1,764,463	1,537,497	1,502,510	1,855,000	2,855,729	1,923,413	1,725,401	1,501,136	2,182,767	2,182,767	2,182,767	2,182,767
Supplies	101,770	223,114	151,482	262,491	125,172	191,149	222,802	231,393	237,810	237,810	237,810	237,810
Utilites	18,611	16,130	17,164	23,421	14,315	17,878	21,656	52,900	22,467	22,467	22,467	22,467
Misc. Service Expenses	221,587	175,929	188,333	261,386	88,059	198,742	134,437	138,985	252,560	252,560	252,560	252,560
Capital Expenses	2,637	300,068	60,358	182,388	263,032	19,243	25,027	117,894	111,324	111,324	111,324	111,324
<b>ExpenditureTotals:</b>	2,109,068	2,252,738	1,919,846	2,584,685	3,346,306	2,350,424	2,129,323	2,042,309	2,806,928	2,806,928	2,806,928	2,806,928
Monthly Net Cash	(1,231,597)	(1,617,436)	(1,725,627)	(2,184,732)	9,483,254	1,239,169	300,536	(756,127)	(46,842)	(46,842)	(46,842)	(46,842)
Cumulative Net Cash	381,699	(1,235,737)	(2,961,364)	(5,146,096)	4,337,158	5,576,327	5,876,863	5,120,736				
Cash Balance (Carryover)	1,613,296	(4,140)	(1,729,767)	(3,914,499)	5,568,755	6,807,924	7,108,460	6,352,333				
Capital Reserve	6,026,141	6,030,047	6,042,398	6,042,398	6,042,398	6,074,671	6,074,671	7,499,772				



**CENTRAL ARIZONA FIRE AND MEDICAL AUTHORITY  
REVENUE GRAPH DATA**

		<b>YTD</b>	
	<b>Revenue</b>	<b>Budget</b>	<b>%</b>
Funding CHINO	\$ 181,965	\$ 5,575,524	14.15
Funding CYFD	\$ 841,938	\$ 23,300,649	65.45
Fire Protection	\$ 88	\$ 180,000	0.01
Fleet	\$ -	\$ 40,000	0.00
CARTA	\$ 8,800	\$ 41,000	0.68
Prevention	\$ 11,646	\$ 81,730	0.91
Tech Services	\$ 9,336	\$ 185,497	0.73
Interest	\$ -	\$ 50,000	0.00
Off-District	\$ -	\$ 50,000	0.00
Purchasing Group	\$ 6,923	\$ 210,000	0.54
Ambulance Revenue	\$ -	\$ 2,000,000	0.00
Other Income	\$ 225,486	\$ 1,406,635	17.53
<b>TOTALS:</b>	<b>\$ 1,286,182</b>	<b>\$ 33,121,035</b>	<b>100.00</b>

CAFMA  
FY 2022 - 2023  
General Fund Revenue  
Period Ending 02/28/2023

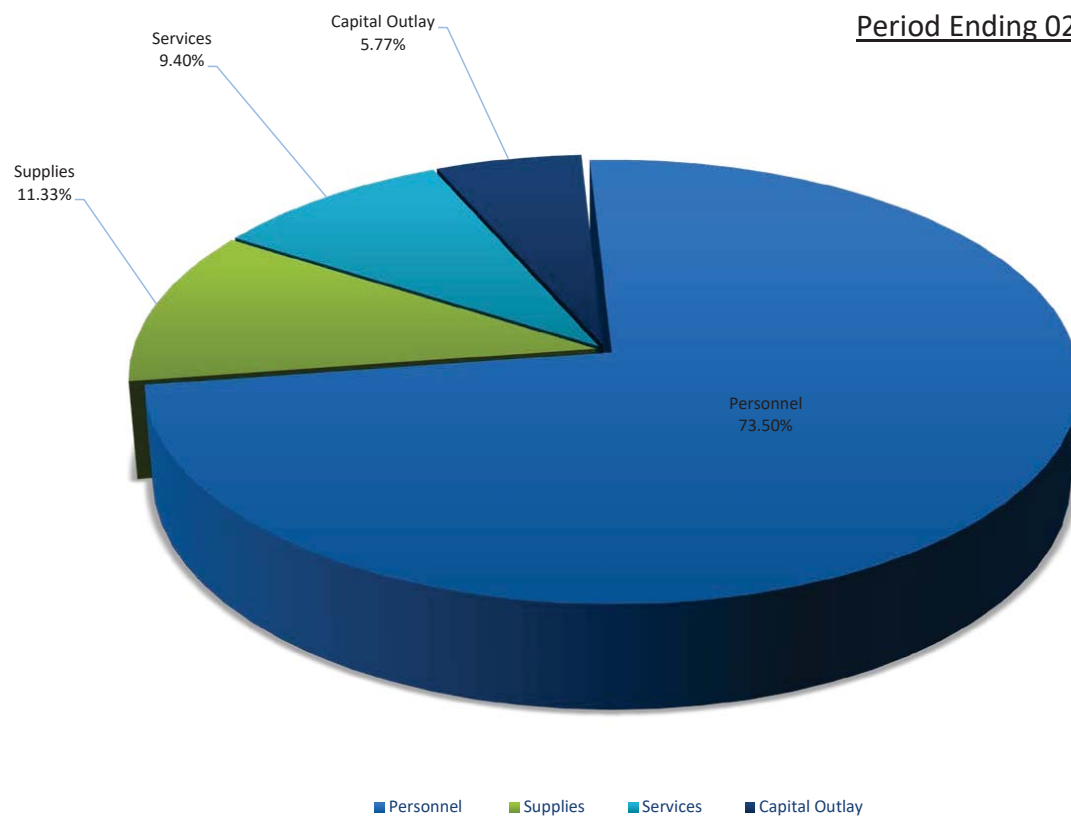


Funding CHINO   Funding CYFD   Fire Protection   CARTA   Prevention   Tech Services   Purchasing Group   Other Income

**CENTRAL ARIZONA FIRE AND MEDICAL AUTHORITY  
EXPENSE GRAPH DATA**

		<b>YTD</b>	
<b>Expense</b>		<b>Budget</b>	<b>%</b>
Personnel	\$ 1,501,136	\$ 26,193,200	73.50
Supplies	\$ 231,393	\$ 2,853,724	11.33
Services	\$ 191,885	\$ 3,300,318	9.40
Capital Outlay	\$ 117,894	\$ 1,335,893	5.77
<b>TOTAL:</b>	<b>\$ 2,042,309</b>	<b>\$ 33,683,135</b>	<b>100.00</b>

CAFMA  
FY 2022 - 2023  
General Fund Expenditures  
Period Ending 02/28/2023



**CENTRAL ARIZONA FIRE AND MEDICAL AUTHORITY**  
**GENERAL FUND - FEBRUARY, 2023**

---

Transfer In: Chino Valley Fire District:	\$	181,964.85
Transfer In: Central Yavapai Fire District:	\$	841,938.40
Fire District Deposits:	\$	61,366.14
<i>Deposit Made In Error By Treasurer: *</i>	<i>\$</i>	<i>200,888.46</i>
Investment Interest Received: N/A	\$	-

---

TOTAL	\$	1,286,157.85
-------	----	--------------

---

*\* Should have been deposited to Copper Canyon.  
County corrected error on 3/13/23.*



# Yavapai County Treasurer

## Monthly Statement

Date Range: 2/1/2023 to 2/28/2023

**CAFMA - General Fund**  
**Fund: 6067340500**





# Yavapai County Treasurer

## Monthly Statement

Date Range: 2/1/2023 to 2/28/2023

Account	Period	YTD		
<b>6067340500</b>	<b>CAFMA-General Fund</b>			
Begin Balance:	12,402,953.68	8,207,760.60		
Income:	1,286,157.85 *	22,481,693.15		
LOC Advance:	.00	.00		
Expense:	(3,466,334.88)	(20,466,677.10)	LOC:	.00
LOC Payments:	.00	.00	Warrants Outstanding:	(35,868.25)
Cash Balance:	10,222,776.65	10,222,776.65	End:	10,186,908.40

### Monthly Statement Summary

Source Code	Description		MTDAmount	YTDAmount
<b>6067340500</b>	<b>CAFMA-General Fund</b>	<b>Beginning Balance:</b>	12,402,953.68	8,207,760.60
37122.0	Fire District Deposit		262,254.60	2,816,081.57
38109.0	Interest on Investments St Treas		.00	35,349.63
38113.0	Interest on Investments-Wells Fargo		.00	4,164.77
7376.0	Transfer in		1,023,903.25	19,626,097.18
91032.0	Warrants Redeemed		(2,041,233.88)	(19,037,936.10)
91702.0	Transfer out		(1,425,101.00)	(1,426,241.00)
91707.0	Wire Transfer by County Treasurer		.00	(2,500.00)
		<b>Ending Balance:</b>	<b>10,222,776.65</b>	<b>10,222,776.65</b>

\* \$200,888.46 Deposited in error by Treasurer.  
- Deposit is for Copper Canyon per email attached.  
- Error Fixed by Treasurer on 3/13/23.



# Yavapai County Treasurer

## Monthly Statement

Date Range: 2/1/2023 to 2/28/2023

Monthly Statement Detail				
Date	Notes	Doc #	Amount	C/D
<b>6067340500 CAFMA-General Fund</b>			<b>Beginning Balance: 12,402,953.68</b>	
37122.0 Fire District Deposit			Source Code Total: 262,254.60	
02/09	DEPOSIT	0	3,065.00	C
02/09	DEPOSIT	0	17,178.64	C
02/23	DEPOSIT - This deposit belongs to Copper Cyn	0	200,888.46	C
02/27	DEPOSIT	0	4,493.13	C
02/27	DEPOSIT	0	36,629.37	C
7376.0 Transfer in			Source Code Total: 1,023,903.25	
02/22	Transfer Request email per KM, 2/22/2	0	181,964.85	C
02/22	Transfer Request per email KM, 2/22/23	0	841,938.40	C
91032.0 Warrants Redeemed			Source Code Total: (2,041,233.88)	
02/01	Paid Warrants	0	(26,863.88)	D
02/02	Paid Warrants	0	(4,539.47)	D
02/03	Paid Warrants	0	(100.00)	D
02/06	Paid Warrants	0	(2,777.74)	D
02/07	Paid Warrants	0	(670,283.01)	D
02/08	Paid Warrants	0	(132.00)	D
02/09	Paid Warrants	0	(99,003.77)	D
02/10	Paid Warrants	0	(96,413.54)	D
02/13	Paid Warrants	0	(111,641.63)	D
02/14	Paid Warrants	0	(45,303.43)	D
02/15	Paid Warrants	0	(23,847.47)	D
02/16	Paid Warrants	0	(5,114.50)	D
02/17	Paid Warrants	0	(680,247.57)	D
02/21	Paid Warrants	0	(3,792.25)	D
02/22	Paid Warrants	0	(35,276.33)	D
02/23	Paid Warrants	0	(1,173.82)	D
02/24	Paid Warrants	0	(192,802.88)	D
02/27	Paid Warrants	0	(8,197.77)	D
02/28	Paid Warrants	0	(33,722.82)	D
91702.0 Transfer out			Source Code Total: (1,425,101.00)	
02/22	Transfer Request email per KM, 2/22/23	0	(1,425,101.00)	D
6067340500 CAFMA-General Fund			<b>Ending Balance: 10,222,776.65</b>	

### Warrant Detail

Payee Name	Warrant	Amount	Issue Dt	Status Dt	Voucher
6067340500 CAFMA-General Fund		Account Total: 2,077,102.13			
Fund: 5673		Fund Total: 2,077,102.13			
Status: OUTS		Status Total: 35,868.25			
/	0706734260	75.00	02/06/23	03/01/23	





# Yavapai County Treasurer

## Monthly Statement

Date Range: 2/1/2023 to 2/28/2023

/	0706734279	13,143.50	02/16/23	03/01/23	
/	0706734291	300.92	02/16/23	03/01/23	
/	0706734301	4,359.36	02/16/23	03/02/23	
/	0706734304	138.11	02/16/23	03/02/23	
/	0706734310	9,042.98	02/16/23	03/01/23	
/	0706734323	125.00	02/16/23	03/02/23	
/	0706734327	75.00	02/16/23	03/01/23	
/	0706734336	8,608.38	02/16/23	03/02/23	
Status: PAID			Status Total: 2,041,233.88		
/	0706733894	22.00	11/28/22	02/08/23	
/	0706733898	275.00	11/28/22	02/13/23	
/	0706734031	750.00	12/22/23	02/13/23	
/	0706734072	100.00	12/22/23	02/03/23	
/	0706734120	1,525.50	01/09/23	02/06/23	
/	0706734141	18,530.00	01/09/23	02/01/23	
/	0706734152	1,252.24	01/23/23	02/06/23	
/	0706734163	6,376.41	01/23/23	02/01/23	
/	0706734166	48.90	01/23/23	02/02/23	
/	0706734167	138.11	01/23/23	02/02/23	
/	0706734168	184.47	01/23/23	02/01/23	
/	0706734178	68.00	01/23/23	02/13/23	
/	0706734187	4,352.46	01/23/23	02/02/23	
/	0706734190	1,773.00	01/23/23	02/01/23	
/	0706734191	35,276.33	02/06/23	02/22/23	
/	0706734194	96.41	02/06/23	02/13/23	
/	0706734195	72,877.19	02/06/23	02/09/23	
/	0706734212	4,785.67	02/06/23	02/13/23	
/	0706734213	435.17	02/06/23	02/13/23	
/	0706734214	2,400.00	02/06/23	02/16/23	
/	0706734215	350.25	02/06/23	02/10/23	
/	0706734216	18,139.03	02/06/23	02/14/23	
/	0706734217	31,854.90	02/06/23	02/10/23	
/	0706734218	2,940.51	02/06/23	02/09/23	
/	0706734219	453.03	02/06/23	02/10/23	
/	0706734220	6,012.16	02/06/23	02/09/23	
/	0706734221	20,020.34	02/06/23	02/13/23	
/	0706734223	250.00	02/06/23	02/14/23	
/	0706734224	103.50	02/06/23	02/09/23	
/	0706734225	148.86	02/06/23	02/15/23	
/	0706734226	16,000.00	02/06/23	02/14/23	



# Yavapai County Treasurer

## Monthly Statement

Date Range: 2/1/2023 to 2/28/2023

/	0706734227	1,176.36	02/06/23	02/10/23
/	0706734228	14.26	02/06/23	02/14/23
/	0706734230	2,165.38	02/06/23	02/07/23
/	0706734231	668,117.63	02/06/23	02/07/23
/	0706734233	59,671.14	02/06/23	02/10/23
/	0706734234	266.34	02/06/23	02/10/23
/	0706734235	5,025.00	02/06/23	02/13/23
/	0706734236	5,145.43	02/06/23	02/14/23
/	0706734237	1,195.00	02/06/23	02/09/23
/	0706734238	4,716.58	02/06/23	02/09/23
/	0706734239	2,428.32	02/06/23	02/14/23
/	0706734241	113.75	02/06/23	02/13/23
/	0706734242	35.05	02/06/23	02/13/23
/	0706734243	1,013.59	02/06/23	02/10/23
/	0706734244	44.72	02/06/23	02/13/23
/	0706734245	359.32	02/06/23	02/10/23
/	0706734246	217.62	02/06/23	02/14/23
/	0706734247	110.00	02/06/23	02/08/23
/	0706734248	157.10	02/06/23	02/14/23
/	0706734250	2,368.01	02/06/23	02/13/23
/	0706734251	488.86	02/06/23	02/15/23
/	0706734252	412.55	02/06/23	02/10/23
/	0706734254	877.00	02/06/23	02/16/23
/	0706734255	444.00	02/06/23	02/09/23
/	0706734256	2,727.50	02/06/23	02/14/23
/	0706734257	430.00	02/06/23	02/10/23
/	0706734258	445.00	02/06/23	02/09/23
/	0706734259	1,837.50	02/06/23	02/16/23
/	0706734261	280.00	02/06/23	02/23/23
/	0706734262	10,183.37	02/06/23	02/09/23
/	0706734263	43.00	02/06/23	02/24/23
/	0706734264	43.00	02/06/23	02/24/23
/	0706734265	251.06	02/06/23	02/10/23
/	0706734266	36.25	02/06/23	02/14/23
/	0706734267	3,792.25	02/06/23	02/21/23
/	0706734268	789.72	02/06/23	02/13/23
/	0706734270	71,830.26	02/06/23	02/13/23
/	0706734271	503.67	02/06/23	02/13/23
/	0706734272	86.46	02/06/23	02/09/23
/	0706734273	4,500.86	02/06/23	02/13/23





# Yavapai County Treasurer

## Monthly Statement

Date Range: 2/1/2023 to 2/28/2023

/	0706734274	23,209.75	02/06/23	02/15/23	
/	0706734275	187.92	02/06/23	02/14/23	
/	0706734276	175.00	02/06/23	02/10/23	
/	0706734278	18.35	02/16/23	02/27/23	
/	0706734280	202.99	02/16/23	02/28/23	
/	0706734282	13,369.87	02/16/23	02/28/23	
/	0706734284	893.82	02/16/23	02/23/23	
/	0706734286	5.00	02/16/23	02/24/23	
/	0706734287	2,325.72	02/16/23	02/28/23	
/	0706734289	1,043.78	02/16/23	02/28/23	
/	0706734292	673,633.09	02/16/23	02/17/23	
/	0706734294	6,614.48	02/16/23	02/17/23	
/	0706734297	150.00	02/16/23	02/27/23	
/	0706734298	235.41	02/16/23	02/27/23	
/	0706734299	7,651.50	02/16/23	02/24/23	
/	0706734300	906.54	02/16/23	02/28/23	
/	0706734302	6,866.24	02/16/23	02/24/23	
/	0706734306	15.08	02/16/23	02/28/23	
/	0706734307	2,813.78	02/16/23	02/24/23	
/	0706734308	515.60	02/16/23	02/24/23	
/	0706734309	89.44	02/16/23	02/27/23	
/	0706734311	430.42	02/16/23	02/28/23	
/	0706734312	398.64	02/16/23	02/28/23	
/	0706734313	173,019.89	02/16/23	02/24/23	
/	0706734314	2,070.47	02/16/23	02/28/23	
/	0706734315	22.59	02/16/23	02/28/23	
/	0706734316	903.99	02/16/23	02/28/23	
/	0706734317	1,119.95	02/16/23	02/27/23	
/	0706734318	1,589.82	02/16/23	02/28/23	
/	0706734320	4,349.81	02/16/23	02/28/23	
/	0706734321	89.75	02/16/23	02/28/23	
/	0706734322	251.66	02/16/23	02/27/23	
/	0706734325	2,006.19	02/16/23	02/28/23	
/	0706734328	721.68	02/16/23	02/27/23	
/	0706734329	313.28	02/16/23	02/27/23	
/	0706734330	270.99	02/16/23	02/28/23	
/	0706734331	2,821.00	02/16/23	02/27/23	
/	0706734332	881.32	02/16/23	02/24/23	
/	0706734333	3,009.86	02/16/23	02/28/23	
/	0706734334	963.55	02/16/23	02/24/23	



# Yavapai County Treasurer

## Monthly Statement

Date Range: 2/1/2023 to 2/28/2023

/	0706734335	716.31	02/16/23	02/28/23
/	0706734337	2,477.00	02/16/23	02/27/23

	Count	Amount
Total OUTS:	9	35,868.25
Total PAID:	113	2,041,233.88



## Karen Mauldin

---

**From:** Tami Longfield <Tami.Longfield@yavapaiaz.gov>  
**Sent:** Monday, March 13, 2023 2:03 PM  
**To:** Karen Mauldin; web.treastrans  
**Cc:** David Tharp  
**Subject:** RE: Question on February 2023 CAMFA General Fund Bank Reconciliation

**Caution:** This e-mail is from an external sender. Please use caution when clicking links or opening attachments. When in doubt, please click the **Phish Alert** button.

Hi Karen,

Thank you for reaching out to us. In reviewing our records, it appears when I was entering the deposit, I mistakenly entered the deposit to the wrong fund. The monies should have gone to Copper Canyon Fire & Medical.

I will make a correction today and that will post as of tomorrow on the accounts. You will see the correction on your April Statement.

Thank you again and Have a pleasant afternoon!

*Tami Longfield*

Accounting Specialist III  
Yavapai Co Treasurer's Office  
(928) 442-5167

**From:** Karen Mauldin <kmauldin@cazfire.gov>  
**Sent:** Monday, March 13, 2023 1:50 PM  
**To:** web.treastrans <web.treastrans@yavapaiaz.gov>  
**Cc:** David Tharp <DTharp@cazfire.gov>  
**Subject:** Question on February 2023 CAMFA General Fund Bank Reconciliation  
**Importance:** High

Good Afternoon,

I am in the process of reconciling February's bank reconciliation for CAFMA's General Fund Account 6-067340-500 and see a deposit on 2/23/23 in the amount of \$200,888.46 that we do not have record of and have not received notification from your office for a deposit in that amount. Can you please advise on this transaction?

Thank you!

Karen Mauldin – Finance Manager  
Central Arizona Fire and Medical Authority  
Phone: (928) 772-7711, Ext. #3028, Confidential Fax: (928) 583-6503  
Office Hours: Monday - Thursday: 7:00 am to 5:00 pm  
[kmauldin@cazfire.gov](mailto:kmauldin@cazfire.gov)

**CENTRAL ARIZONA FIRE AND MEDICAL AUTHORITY**  
**CAPITAL RESERVE FUND - FEBRUARY, 2023**

---

Interest Received:	\$ -
Transfer In: FY 21-22 Excess Funds	\$ 1,425,101.00
Miscellaneous Adjustments:	\$ -

---

TOTAL	\$ 1,425,101.00
-------	-----------------

---

---



# Yavapai County Treasurer

## Monthly Statement

Date Range: 2/1/2023 to 2/28/2023

**CAFMA-Capital Reserve Fund  
(CAFMA)**



# Yavapai County Treasurer

## Monthly Statement

Date Range: 2/1/2023 to 2/28/2023

Account	Period	YTD		
<b>6067340200</b>	<b>CAFMA-Capital Reserve Fund</b>			
Begin Balance:	6,074,670.57	6,026,141.00		
Income:	1,425,101.00	1,473,630.57		
LOC Advance:	.00	.00		
Expense:	.00	.00	LOC:	.00
LOC Payments:	.00	.00	Warrants Outstanding:	.00
Cash Balance:	7,499,771.57	7,499,771.57	End:	7,499,771.57

### Monthly Statement Summary

Source Code	Description		MTDAmount	YTDAmount
<b>6067340200</b>	<b>CAFMA-Capital Reserve Fund</b>	<b>Beginning Balance:</b>	6,074,670.57	6,026,141.00
38109.0	Interest on Investments St Treas		.00	42,636.66
38113.0	Interest on Investments-Wells Fargo		.00	5,892.91
7376.0	Transfer in		1,425,101.00	1,425,101.00
		<b>Ending Balance:</b>	<b>7,499,771.57</b>	<b>7,499,771.57</b>

### Monthly Statement Detail

Date	Notes	Doc #	Amount	C/D
<b>6067340200</b>	<b>CAFMA-Capital Reserve Fund</b>		<b>Beginning Balance: 6,074,670.57</b>	
7376.0	Transfer in		Source Code Total: 1,425,101.00	
02/22	Transfer Request email per KM, 2/22/23	0	1,425,101.00	C
	6067340200 CAFMA-Capital Reserve Fund		<b>Ending Balance: 7,499,771.57</b>	

# CENTRAL ARIZONA FIRE AND MEDICAL AUTHORITY

PSPRS Contingency Reserve Fund - February, 2023

---

Interest Received:	\$	-
Transfer In:	\$	-
Miscellaneous Adjustments:	\$	-

---

TOTAL	\$	-
-------	----	---

---

---



# Yavapai County Treasurer

## Monthly Statement

Date Range: 2/1/2023 to 2/28/2023

CAFMA  
6067340700  
PSPRS





# Yavapai County Treasurer

## Monthly Statement

Date Range: 2/1/2023 to 2/28/2023

Account	Period	YTD		
<b>6067340700</b>	<b>CAFMA PSPRS Contingency Reserve Fund</b>			
Begin Balance:	2,014,803.12	2,000,000.00		
Income:	.00	14,803.12		
LOC Advance:	.00	.00		
Expense:	.00	.00	LOC:	.00
LOC Payments:	.00	.00	Warrants Outstanding:	.00
Cash Balance:	2,014,803.12	2,014,803.12	End:	2,014,803.12

### Monthly Statement Summary

Source Code	Description		MTDAmount	YTDAmount
<b>6067340700</b>	<b>CAFMA PSPRS Contingency Reserve Fund</b>	<b>Beginning Balance:</b>	2,014,803.12	2,000,000.00
38109.0	Interest on Investments St Treas		.00	12,860.76
38113.0	Interest on Investments-Wells Fargo		.00	1,942.36
	<b>Ending Balance:</b>		<b>2,014,803.12</b>	<b>2,014,803.12</b>

### Monthly Statement Detail

Date	Notes	Doc #	Amount	C/D
------	-------	-------	--------	-----

CAFMA-Central Arizona Fire and Medical  
Bank Reconciliation Summary  
For the Bank Statement ending: 2/28/2023

BANK CONTROL ID: CAFMA - GENERAL FUND		DESC: GENERAL FUND	ACCOUNT NO: 1100
Beginning Balance:	02/01/23		\$12,402,953.68
Deposits and Credits:			\$1,286,157.85
Checks and Charges:			(\$3,466,334.88)
Adjustments:			\$0.00
Ending Balance Per Reconciliation:			<u>\$10,222,776.65</u>
Ending Balance Per Bank Statement:	02/28/23		\$10,222,776.65
* Outstanding Deposits and Credits:	02/28/23		\$0.00
* Outstanding Checks and Charges:	02/28/23		(\$54,166.55)
Ending Book Balance:	02/28/23		<u>\$10,168,610.10</u>

\* Outstanding amounts are all outstanding credits and charges dated prior or equal to the Reconciliation date.

CAFMA-Central Arizona Fire and Medical

BR Checks and Charges Cleared

For the Bank Statement ending: 2/28/23

CAFMA		General Fund			1100
Date	Document	Description	Module	Company	Amount
06/27/22	756743140	Cross Connections	AP	CAFMA	\$3,682.30
06/27/22	756743174	Tessco, Inc	AP	CAFMA	\$3,751.51
11/28/22	756743894	Arizona Dept. of Public Safety	AP	CAFMA	\$22.00
11/28/22	756743895	Arizona Dept. of Public Safety	AP	CAFMA	\$44.00
11/28/22	756743898	AZ Center for Fire Svc Excel	AP	CAFMA	\$275.00
12/22/22	756744031	AZ Center for Fire Svc Excel	AP	CAFMA	\$750.00
12/22/22	756744072	Yavapai Regional Medical Ctr	AP	CAFMA	\$100.00
01/09/23	756744120	Cynthia Fimbres	AP	CAFMA	\$1,525.50
01/09/23	756744141	YRMCPC PHYSICIAN PRACTICES	AP	CAFMA	\$18,530.00
01/23/23	756744152	BREATHING AIR SYSTEMS	AP	CAFMA	\$1,252.24
01/23/23	756744163	CSTOR	AP	CAFMA	\$6,376.41
01/23/23	756744166	DES- Unemployment Tax	AP	CAFMA	\$48.90
01/23/23	756744167	Dish Network	AP	CAFMA	\$138.11
01/23/23	756744168	FACTORY MOTOR PARTS	AP	CAFMA	\$184.47
01/23/23	756744178	Secretary of State	AP	CAFMA	\$68.00
01/23/23	756744187	Verizon Wireless	AP	CAFMA	\$4,352.46
01/23/23	756744190	YRMCPC PHYSICIAN PRACTICES	AP	CAFMA	\$1,773.00
02/06/23	756744191	Action Graphics	AP	CAFMA	\$35,276.33
02/06/23	756744194	A & E Reprographics, Inc	AP	CAFMA	\$96.41
02/06/23	756744195	American Express, Inc.	AP	CAFMA	\$72,877.19
02/06/23	756744212	Amsoil Inc	AP	CAFMA	\$4,785.67
02/06/23	756744213	Arizona Emergency Products	AP	CAFMA	\$435.17
02/06/23	756744214	Arizona State Land Dept	AP	CAFMA	\$2,400.00
02/06/23	756744215	Auto Trim Plus LLC	AP	CAFMA	\$350.25
02/06/23	756744216	Aviat US, Inc	AP	CAFMA	\$18,139.03
02/06/23	756744217	Barrett Propane, Inc	AP	CAFMA	\$31,854.90
02/06/23	756744218	Bennett Oil	AP	CAFMA	\$2,940.51
02/06/23	756744219	Best Pick Disposal, Inc	AP	CAFMA	\$453.03
02/06/23	756744220	B&M Painting Inc	AP	CAFMA	\$6,012.16
02/06/23	756744221	Bound Tree Medical LLC	AP	CAFMA	\$20,020.34
02/06/23	756744223	Brookins, Patty	AP	CAFMA	\$250.00
02/06/23	756744224	B & W Fire Security Systems	AP	CAFMA	\$103.50
02/06/23	756744225	Sparklight	AP	CAFMA	\$148.86
02/06/23	756744226	CARDIAC CARE PC	AP	CAFMA	\$16,000.00
02/06/23	756744227	CenturyLink	AP	CAFMA	\$1,176.36
02/06/23	756744228	CenturyLink	AP	CAFMA	\$14.26
02/06/23	756744230	Chase Bank	AP	CAFMA	\$2,165.38
02/06/23	756744231	Chase Bank	AP	CAFMA	\$668,117.63
02/06/23	756744233	City of Prescott	AP	CAFMA	\$59,671.14
02/06/23	756744234	City of Prescott	AP	CAFMA	\$266.34
02/06/23	756744235	Coppersmith Brockelman PLC	AP	CAFMA	\$5,025.00
02/06/23	756744236	Curtis Tools for Heroes	AP	CAFMA	\$5,145.43
02/06/23	756744237	CYMA Systems, Inc	AP	CAFMA	\$1,195.00
02/06/23	756744238	Driven Auto Accessories	AP	CAFMA	\$4,716.58
02/06/23	756744239	FACTORY MOTOR PARTS	AP	CAFMA	\$2,428.32
02/06/23	756744241	FASTENAL	AP	CAFMA	\$113.75
02/06/23	756744242	FEDEX	AP	CAFMA	\$35.05
02/06/23	756744243	Franklin Plumbing Services Inc	AP	CAFMA	\$1,013.59
02/06/23	756744244	Galls LLC	AP	CAFMA	\$44.72
02/06/23	756744245	W.W. Grainger, Inc	AP	CAFMA	\$359.32
02/06/23	756744246	Interstate Batteries	AP	CAFMA	\$217.62
02/06/23	756744247	Jordan Tessa	AP	CAFMA	\$110.00
02/06/23	756744248	JLS Tools, LLC	AP	CAFMA	\$157.10
02/06/23	756744250	Matheson Tri-Gas, Inc	AP	CAFMA	\$2,368.01
02/06/23	756744251	Mercury Medical Inc	AP	CAFMA	\$488.86
02/06/23	756744252	NAPA Auto Parts	AP	CAFMA	\$412.55
02/06/23	756744254	Neumann High Country Doors	AP	CAFMA	\$877.00
02/06/23	756744255	NFP Property and Casualty	AP	CAFMA	\$444.00
02/06/23	756744256	Northern Arizona Inspection	AP	CAFMA	\$2,727.50
02/06/23	756744257	Northern AZ Premier Termite	AP	CAFMA	\$430.00
02/06/23	756744258	Prescott Steel & Welding	AP	CAFMA	\$445.00
02/06/23	756744259	Public Safety Crisis Solutions	AP	CAFMA	\$1,837.50

CAFMA-Central Arizona Fire and Medical

BR Checks and Charges Cleared  
For the Bank Statement ending: 2/28/23

CAFMA		General Fund			1100
Date	Document	Description	Module	Company	Amount
02/06/23	756744261	Restored By Faith LLC	AP	CAFMA	\$280.00
02/06/23	756744262	The Counseling Office of	AP	CAFMA	\$10,183.37
02/06/23	756744263	Secretary of State	AP	CAFMA	\$43.00
02/06/23	756744264	Secretary of State	AP	CAFMA	\$43.00
02/06/23	756744265	Sherwin Williams Company	AP	CAFMA	\$251.06
02/06/23	756744266	Besonson Tools LLC	AP	CAFMA	\$36.25
02/06/23	756744267	Source One Supply	AP	CAFMA	\$3,792.25
02/06/23	756744268	Staples Contract & Commerc.Inc	AP	CAFMA	\$789.72
02/06/23	756744270	Stryker Sales Corporation	AP	CAFMA	\$71,830.26
02/06/23	756744271	Tessco, Inc	AP	CAFMA	\$503.67
02/06/23	756744272	Town of Prescott Valley	AP	CAFMA	\$86.46
02/06/23	756744273	Unisource Energy Services	AP	CAFMA	\$4,500.86
02/06/23	756744274	Wex Bank	AP	CAFMA	\$23,209.75
02/06/23	756744275	Yavapai Fleet Yavapai Machine	AP	CAFMA	\$187.92
02/06/23	756744276	ZebraScapes LLC	AP	CAFMA	\$175.00
02/16/23	756744278	A & E Reprographics, Inc	AP	CAFMA	\$18.35
02/16/23	756744280	Amsoil Inc	AP	CAFMA	\$202.99
02/16/23	756744282	APS	AP	CAFMA	\$13,369.87
02/16/23	756744284	Arizona Emergency Products	AP	CAFMA	\$893.82
02/16/23	756744286	Bennett Oil	AP	CAFMA	\$5.00
02/16/23	756744287	Bound Tree Medical LLC	AP	CAFMA	\$2,325.72
02/16/23	756744289	Sparklight	AP	CAFMA	\$1,043.78
02/16/23	756744292	Chase Bank	AP	CAFMA	\$673,633.09
02/16/23	756744294	Chase Card Services	AP	CAFMA	\$6,614.48
02/16/23	756744297	Chino Valley Chamber of Commer	AP	CAFMA	\$150.00
02/16/23	756744298	City of Prescott	AP	CAFMA	\$235.41
02/16/23	756744299	Law Off. of Nicolas Cornelius	AP	CAFMA	\$7,651.50
02/16/23	756744300	Crew Boss	AP	CAFMA	\$906.54
02/16/23	756744302	CYMA Systems, Inc	AP	CAFMA	\$6,866.24
02/16/23	756744306	FEDEX	AP	CAFMA	\$15.08
02/16/23	756744307	Freightliner of AZ, LLC	AP	CAFMA	\$2,813.78
02/16/23	756744308	Galpin Ford, Inc.	AP	CAFMA	\$515.60
02/16/23	756744309	Galls LLC	AP	CAFMA	\$89.44
02/16/23	756744311	W.W. Grainger, Inc	AP	CAFMA	\$430.42
02/16/23	756744312	Interstate Batteries	AP	CAFMA	\$398.64
02/16/23	756744313	KAIROS Health Arizona, Inc	AP	CAFMA	\$173,019.89
02/16/23	756744314	Life Assist Inc	AP	CAFMA	\$2,070.47
02/16/23	756744315	JLS Tools, LLC	AP	CAFMA	\$22.59
02/16/23	756744316	Manzanita Landscaping, Inc	AP	CAFMA	\$903.99
02/16/23	756744317	Mallory Safety & Supply LLC	AP	CAFMA	\$1,119.95
02/16/23	756744318	Municipal Emergency Svcs Inc	AP	CAFMA	\$1,589.82
02/16/23	756744320	Mitchell Repair Info. Comp LLC	AP	CAFMA	\$4,349.81
02/16/23	756744321	Motorola Solutions Inc	AP	CAFMA	\$89.75
02/16/23	756744322	NAPA Auto Parts	AP	CAFMA	\$251.66
02/16/23	756744325	Provantage LLC	AP	CAFMA	\$2,006.19
02/16/23	756744328	Prescott Valley Ace Hardware	AP	CAFMA	\$721.68
02/16/23	756744329	Sherwin Williams Company	AP	CAFMA	\$313.28
02/16/23	756744330	Staples Contract & Commerc.Inc	AP	CAFMA	\$270.99
02/16/23	756744331	SUN DOOR AND TRIM, INC.	AP	CAFMA	\$2,821.00
02/16/23	756744332	D.G.Shoemaker & Associates Inc	AP	CAFMA	\$881.32
02/16/23	756744333	Tessco, Inc	AP	CAFMA	\$3,009.86
02/16/23	756744334	Town of Prescott Valley	AP	CAFMA	\$963.55
02/16/23	756744335	Unisource Energy Services	AP	CAFMA	\$716.31
02/16/23	756744337	YRMCPD PHYSICIAN PRACTICES	AP	CAFMA	\$2,477.00
02/22/23	756743140	Cross Connections	AP	CAFMA	(\$3,682.30)
02/22/23	756743174	Tessco, Inc	AP	CAFMA	(\$3,751.51)
02/22/23	756743895	Arizona Dept. of Public Safety	AP	CAFMA	(\$44.00)
02/28/23	General Fund	FY22 Trf Excess Funds to CapRe	GL	CAFMA	\$1,425,101.00
TOTAL CHECKS AND CHARGES CLEARED:					\$3,466,334.88

**CAFMA-Central Arizona Fire and Medical**

**BR Checks and Charges Outstanding**

For the Bank Statement ending: 2/28/23

CAFMA		General Fund			1100
Date	Document	Description	Module	Company	Amount
01/09/23	756744090	Arizona Dept. of Public Safety	AP	CAFMA	\$22.00
01/09/23	756744091	Arizona Dept. of Public Safety	AP	CAFMA	\$22.00
01/23/23	756744143	Arizona General / Ace Hardware	AP	CAFMA	\$9.10
02/06/23	756744229	Chains Required	AP	CAFMA	\$1,419.65
02/06/23	756744249	Markets West Office Furniture	AP	CAFMA	\$5,146.70
02/06/23	756744260	Public Safety Personnel Retire	AP	CAFMA	\$75.00
02/16/23	756744277	A1 Water Bulk Delivery Svc LLC	AP	CAFMA	\$140.00
02/16/23	756744279	AIR VACUUM CORPORATION	AP	CAFMA	\$13,143.50
02/16/23	756744281	Anixter Inc	AP	CAFMA	\$3,990.70
02/16/23	756744285	AZ Center for Fire Svc Excel	AP	CAFMA	\$4,175.00
02/16/23	756744288	Bradshaw Mtn Environmental Inc	AP	CAFMA	\$40.00
02/16/23	756744290	CAFMA Petty Cash	AP	CAFMA	\$146.89
02/16/23	756744291	CenturyLink	AP	CAFMA	\$300.92
02/16/23	756744301	Curtis Tools for Heroes	AP	CAFMA	\$4,359.36
02/16/23	756744303	DELL MARKETING LP	AP	CAFMA	\$1,915.34
02/16/23	756744304	Dish Network	AP	CAFMA	\$138.11
02/16/23	756744305	FACTORY MOTOR PARTS	AP	CAFMA	\$79.64
02/16/23	756744310	Michael M. Golightly & Assoc	AP	CAFMA	\$9,042.98
02/16/23	756744323	Neumann High Country Doors	AP	CAFMA	\$125.00
02/16/23	756744324	O'Reilly Auto Parts	AP	CAFMA	\$97.53
02/16/23	756744326	Public Safety Crisis Solutions	AP	CAFMA	\$1,093.75
02/16/23	756744327	Public Safety Personnel Retire	AP	CAFMA	\$75.00
02/16/23	756744336	Verizon Wireless	AP	CAFMA	\$8,608.38
<b>TOTAL CHECKS AND CHARGES OUTSTANDING:</b>					<b>\$54,166.55</b>

CAFMA-Central Arizona Fire and Medical  
BR Deposits and Credits Cleared  
For the Bank Statement ending: 2/28/23

CAFMA		General Fund			1100
Date	Document	Description	Module	Company	Amount
02/09/23	4235	Deposit	AR	CAFMA	\$17,178.64
02/09/23	4236	Deposit	AR	CAFMA	\$721.00
02/09/23	4237	Deposit	AR	CAFMA	\$2,344.00
02/27/23	4240	Deposit	AR	CAFMA	\$2,221.13
02/27/23	4243	Deposit	AR	CAFMA	\$2,272.00
02/27/23	4244	Deposit	AR	CAFMA	\$18,102.00
02/28/23	4241	Deposit	AR	CAFMA	\$18,527.37
02/28/23	Fire Authority Fund	Fire Authority Funding	GL	CAFMA	\$1,023,903.25
02/28/23	Treasurer Error	Treasurer Deposit In Error	GL	CAFMA	\$200,888.46
TOTAL DEPOSITS AND CREDITS CLEARED:					\$1,286,157.85

CAFMA-Central Arizona Fire and Medical  
BR Deposits and Credits Outstanding  
For the Bank Statement ending:

Date	Document	Description	Module	Company	Amount
------	----------	-------------	--------	---------	--------

TOTAL DEPOSITS AND CREDITS OUTSTANDING:



Bank Reconciliation Register

Document Number	Date	BR Status	Void?	Description	Date Cleared	Amount
<b>MODULE: CHECKS FROM ACCOUNTS PAYABLE</b>						
<b>BANK CONTROL ID: CAFMA - GENERAL FUND</b>						
756743140	02/22/23	Marked	Yes	Cross Connections	03/14/23	(\$3,682.30)
756743174	02/22/23	Marked	Yes	Tessco, Inc	03/14/23	(\$3,751.51)
756743895	02/22/23	Marked	Yes	Arizona Dept. of Public Safety	03/14/23	(\$44.00)
756744191	02/06/23	Marked	No	Action Graphics	03/14/23	\$35,276.33
756744194	02/06/23	Marked	No	A & E Reprographics, Inc	03/14/23	\$96.41
756744195	02/06/23	Marked	No	American Express, Inc.	03/14/23	\$72,877.19
756744212	02/06/23	Marked	No	Amsoil Inc	03/14/23	\$4,785.67
756744213	02/06/23	Marked	No	Arizona Emergency Products	03/14/23	\$435.17
756744214	02/06/23	Marked	No	Arizona State Land Dept	03/14/23	\$2,400.00
756744215	02/06/23	Marked	No	Auto Trim Plus LLC	03/14/23	\$350.25
756744216	02/06/23	Marked	No	Aviat US, Inc	03/14/23	\$18,139.03
756744217	02/06/23	Marked	No	Barrett Propane, Inc	03/14/23	\$31,854.90
756744218	02/06/23	Marked	No	Bennett Oil	03/14/23	\$2,940.51
756744219	02/06/23	Marked	No	Best Pick Disposal, Inc	03/14/23	\$453.03
756744220	02/06/23	Marked	No	B&M Painting Inc	03/14/23	\$6,012.16
756744221	02/06/23	Marked	No	Bound Tree Medical LLC	03/14/23	\$20,020.34
756744223	02/06/23	Marked	No	Brookins, Patty	03/14/23	\$250.00
756744224	02/06/23	Marked	No	B & W Fire Security Systems	03/14/23	\$103.50
756744225	02/06/23	Marked	No	Sparklight	03/14/23	\$148.86
756744226	02/06/23	Marked	No	CARDIAC CARE PC	03/14/23	\$16,000.00
756744227	02/06/23	Marked	No	CenturyLink	03/14/23	\$1,176.36
756744228	02/06/23	Marked	No	CenturyLink	03/14/23	\$14.26
756744229	02/06/23	Retrieved	No	Chains Required		\$1,419.65
756744230	02/06/23	Marked	No	Chase Bank	03/14/23	\$2,165.38
756744231	02/06/23	Marked	No	Chase Bank	03/14/23	\$668,117.63
756744233	02/06/23	Marked	No	City of Prescott	03/14/23	\$59,671.14
756744234	02/06/23	Marked	No	City of Prescott	03/14/23	\$266.34
756744235	02/06/23	Marked	No	Coppersmith Brockelman PLC	03/14/23	\$5,025.00
756744236	02/06/23	Marked	No	Curtis Tools for Heroes	03/14/23	\$5,145.43
756744237	02/06/23	Marked	No	CYMA Systems, Inc	03/14/23	\$1,195.00
756744238	02/06/23	Marked	No	Driven Auto Accessories	03/14/23	\$4,716.58
756744239	02/06/23	Marked	No	FACTORY MOTOR PARTS	03/14/23	\$2,428.32
756744241	02/06/23	Marked	No	FASTENAL	03/14/23	\$113.75
756744242	02/06/23	Marked	No	FEDEX	03/14/23	\$35.05
756744243	02/06/23	Marked	No	Franklin Plumbing Services Inc	03/14/23	\$1,013.59
756744244	02/06/23	Marked	No	Galls LLC	03/14/23	\$44.72
756744245	02/06/23	Marked	No	W.W. Grainger, Inc	03/14/23	\$359.32
756744246	02/06/23	Marked	No	Interstate Batteries	03/14/23	\$217.62
756744247	02/06/23	Marked	No	Jordan Tessa	03/14/23	\$110.00
756744248	02/06/23	Marked	No	JLS Tools, LLC	03/14/23	\$157.10
756744249	02/06/23	Retrieved	No	Markets West Office Furniture		\$5,146.70
756744250	02/06/23	Marked	No	Matheson Tri-Gas, Inc	03/14/23	\$2,368.01
756744251	02/06/23	Marked	No	Mercury Medical Inc	03/14/23	\$488.86
756744252	02/06/23	Marked	No	NAPA Auto Parts	03/14/23	\$412.55
756744254	02/06/23	Marked	No	Neumann High Country Doors	03/14/23	\$877.00
756744255	02/06/23	Marked	No	NFP Property and Casualty	03/14/23	\$444.00
756744256	02/06/23	Marked	No	Northern Arizona Inspection	03/14/23	\$2,727.50
756744257	02/06/23	Marked	No	Northern AZ Premier Termite	03/14/23	\$430.00
756744258	02/06/23	Marked	No	Prescott Steel & Welding	03/14/23	\$445.00
756744259	02/06/23	Marked	No	Public Safety Crisis Solutions	03/14/23	\$1,837.50
756744260	02/06/23	Retrieved	No	Public Safety Personnel Retire		\$75.00
756744261	02/06/23	Marked	No	Restored By Faith LLC	03/14/23	\$280.00
756744262	02/06/23	Marked	No	The Counseling Office of	03/14/23	\$10,183.37
756744263	02/06/23	Marked	No	Secretary of State	03/14/23	\$43.00
756744264	02/06/23	Marked	No	Secretary of State	03/14/23	\$43.00
756744265	02/06/23	Marked	No	Sherwin Williams Company	03/14/23	\$251.06
756744266	02/06/23	Marked	No	Besonson Tools LLC	03/14/23	\$36.25
756744267	02/06/23	Marked	No	Source One Supply	03/14/23	\$3,792.25
756744268	02/06/23	Marked	No	Staples Contract & Commerc.Inc	03/14/23	\$789.72
756744270	02/06/23	Marked	No	Stryker Sales Corporation	03/14/23	\$71,830.26
756744271	02/06/23	Marked	No	Tessco, Inc	03/14/23	\$503.67
756744272	02/06/23	Marked	No	Town of Prescott Valley	03/14/23	\$86.46

## MODULE: CHECKS FROM ACCOUNTS PAYABLE

Document Number	Date	BR Status	Void?	Description	Date Cleared	Amount
MODULE: CHECKS FROM ACCOUNTS PAYABLE						
BANK CONTROL ID: CAFMA - GENERAL FUND						(CONTINUED)
756744273	02/06/23	Marked	No	Unisource Energy Services	03/14/23	\$4,500.86
756744274	02/06/23	Marked	No	Wex Bank	03/14/23	\$23,209.75
756744275	02/06/23	Marked	No	Yavapai Fleet Yavapai Machine	03/14/23	\$187.92
756744276	02/06/23	Marked	No	ZebraScapes LLC	03/14/23	\$175.00
756744277	02/16/23	Retrieved	No	A1 Water Bulk Delivery Svc LLC		\$140.00
756744278	02/16/23	Marked	No	A & E Reprographics, Inc	03/14/23	\$18.35
756744279	02/16/23	Retrieved	No	AIR VACUUM CORPORATION		\$13,143.50
756744280	02/16/23	Marked	No	Amsoil Inc	03/14/23	\$202.99
756744281	02/16/23	Retrieved	No	Anixter Inc		\$3,990.70
756744282	02/16/23	Marked	No	APS	03/14/23	\$13,369.87
756744284	02/16/23	Marked	No	Arizona Emergency Products	03/14/23	\$893.82
756744285	02/16/23	Retrieved	No	AZ Center for Fire Svc Excel		\$4,175.00
756744286	02/16/23	Marked	No	Bennett Oil	03/14/23	\$5.00
756744287	02/16/23	Marked	No	Bound Tree Medical LLC	03/14/23	\$2,325.72
756744288	02/16/23	Retrieved	No	Bradshaw Mtn Environmental Inc		\$40.00
756744289	02/16/23	Marked	No	Sparklight	03/14/23	\$1,043.78
756744290	02/16/23	Retrieved	No	CAFMA Petty Cash		\$146.89
756744291	02/16/23	Retrieved	No	CenturyLink		\$300.92
756744292	02/16/23	Marked	No	Chase Bank	03/14/23	\$673,633.09
756744294	02/16/23	Marked	No	Chase Card Services	03/14/23	\$6,614.48
756744297	02/16/23	Marked	No	Chino Valley Chamber of Commer	03/14/23	\$150.00
756744298	02/16/23	Marked	No	City of Prescott	03/14/23	\$235.41
756744299	02/16/23	Marked	No	Law Off. of Nicolas Cornelius	03/14/23	\$7,651.50
756744300	02/16/23	Marked	No	Crew Boss	03/14/23	\$906.54
756744301	02/16/23	Retrieved	No	Curtis Tools for Heroes		\$4,359.36
756744302	02/16/23	Marked	No	CYMA Systems, Inc	03/14/23	\$6,866.24
756744303	02/16/23	Retrieved	No	DELL MARKETING LP		\$1,915.34
756744304	02/16/23	Retrieved	No	Dish Network		\$138.11
756744305	02/16/23	Retrieved	No	FACTORY MOTOR PARTS		\$79.64
756744306	02/16/23	Marked	No	FEDEX	03/14/23	\$15.08
756744307	02/16/23	Marked	No	Freightliner of AZ, LLC	03/14/23	\$2,813.78
756744308	02/16/23	Marked	No	Galpin Ford, Inc.	03/14/23	\$515.60
756744309	02/16/23	Marked	No	Galls LLC	03/14/23	\$89.44
756744310	02/16/23	Retrieved	No	Michael M. Golightly & Assoc		\$9,042.98
756744311	02/16/23	Marked	No	W.W. Grainger, Inc	03/14/23	\$430.42
756744312	02/16/23	Marked	No	Interstate Batteries	03/14/23	\$398.64
756744313	02/16/23	Marked	No	KAIROS Health Arizona, Inc	03/14/23	\$173,019.89
756744314	02/16/23	Marked	No	Life Assist Inc	03/14/23	\$2,070.47
756744315	02/16/23	Marked	No	JLS Tools, LLC	03/14/23	\$22.59
756744316	02/16/23	Marked	No	Manzanita Landscaping, Inc	03/14/23	\$903.99
756744317	02/16/23	Marked	No	Mallory Safety & Supply LLC	03/14/23	\$1,119.95
756744318	02/16/23	Marked	No	Municipal Emergency Svcs Inc	03/14/23	\$1,589.82
756744320	02/16/23	Marked	No	Mitchell Repair Info. Comp LLC	03/14/23	\$4,349.81
756744321	02/16/23	Marked	No	Motorola Solutions Inc	03/14/23	\$89.75
756744322	02/16/23	Marked	No	NAPA Auto Parts	03/14/23	\$251.66
756744323	02/16/23	Retrieved	No	Neumann High Country Doors		\$125.00
756744324	02/16/23	Retrieved	No	O'Reilly Auto Parts		\$97.53
756744325	02/16/23	Marked	No	Provantage LLC	03/14/23	\$2,006.19
756744326	02/16/23	Retrieved	No	Public Safety Crisis Solutions		\$1,093.75
756744327	02/16/23	Retrieved	No	Public Safety Personnel Retire		\$75.00
756744328	02/16/23	Marked	No	Prescott Valley Ace Hardware	03/14/23	\$721.68
756744329	02/16/23	Marked	No	Sherwin Williams Company	03/14/23	\$313.28
756744330	02/16/23	Marked	No	Staples Contract & Commmerc.Inc	03/14/23	\$270.99
756744331	02/16/23	Marked	No	SUN DOOR AND TRIM, INC.	03/14/23	\$2,821.00
756744332	02/16/23	Marked	No	D.G.Shoemaker & Associates Inc	03/14/23	\$881.32
756744333	02/16/23	Marked	No	Tessco, Inc	03/14/23	\$3,009.86
756744334	02/16/23	Marked	No	Town of Prescott Valley	03/14/23	\$963.55
756744335	02/16/23	Marked	No	Unisource Energy Services	03/14/23	\$716.31
756744336	02/16/23	Retrieved	No	Verizon Wireless		\$8,608.38
756744337	02/16/23	Marked	No	YRMCPC PHYSICIAN PRACTICES	03/14/23	\$2,477.00
SUB TOTAL FOR BANK:						\$2,052,473.43

CAFMA-Central Arizona Fire and Medical  
Bank Reconciliation Register

Document Number	Date	BR Status	Void?	Description	Date Cleared	Amount
TOTAL FOR MODULE:						\$2,052,473.43

MODULE: DEPOSITS FROM ACCOUNTS RECEIVABLE

BANK CONTROL ID: CAFMA - GENERAL FUND						
4235	02/09/23	Marked	No	Deposit	03/14/23	\$17,178.64
4236	02/09/23	Marked	No	Deposit	03/14/23	\$721.00
4237	02/09/23	Marked	No	Deposit	03/14/23	\$2,344.00
4240	02/27/23	Marked	No	Deposit	03/14/23	\$2,221.13
4241	02/28/23	Marked	No	Deposit	03/14/23	\$18,527.37
4243	02/27/23	Marked	No	Deposit	03/14/23	\$2,272.00
4244	02/27/23	Marked	No	Deposit	03/14/23	\$18,102.00
SUB TOTAL FOR BANK:						\$61,366.14
TOTAL FOR MODULE:						\$61,366.14

MODULE: JOURNAL ENTRIES FROM GENERAL LEDGER

BANK CONTROL ID: CAFMA - GENERAL FUND						
Fire Authority Fund	02/28/23	Marked	No	Fire Authority Funding	03/14/23	\$1,023,903.25
General Fund	02/28/23	Marked	No	FY22 Trf Excess Funds to CapRe	03/14/23	\$1,425,101.00
Treasurer Error	02/28/23	Marked	No	Treasurer Deposit In Error	03/14/23	\$200,888.46
SUB TOTAL FOR BANK:						\$2,649,892.71
TOTAL FOR MODULE:						\$2,649,892.71

CAFMA-Central Arizona Fire and Medical  
BR Adjustments Report  
For the Bank Statement ending:

Date	Document	Description	GL Account	Offset Amt	Adj. Amt
------	----------	-------------	------------	------------	----------

DOCUMENT:

ADJUSTMENT DOCUMENT " TOTAL:

TOTAL FOR ALL ADJUSTMENTS:

3/14/23  
10:41:14 AM

**CAFMA-Central Arizona Fire and Medical**  
Income Statement  
(Original Budget to Actual Comparison)  
For the period of 2/1/2023 Through 2/28/2023

Fund: (10) General Fund

	Account	Actual	Current Period Budget	Variance	%	Actual	Year To Date Budget	Variance	%
<b><u>Revenues</u></b>									
CVFD Funding Requirement	10310000000	\$181,964.85	\$0.00	\$181,964.85	0.0%	\$3,723,839.71	\$5,575,524.00	\$(1,851,684.29)	(33.2)%
CYFD Funding Requirement	10320000000	841,938.40	0.00	841,938.40	0.0	15,902,257.47	23,300,649.00	(7,398,391.53)	(31.8)
Fire Protection Contracts	10400100000	87.88	0.00	87.88	0.0	(6,093.18)	180,000.00	(186,093.18)	(103.4)
Outside Agency Work-Vehicle Maint	10430000000	0.00	0.00	0.00	0.0	13,652.16	40,000.00	(26,347.84)	(65.9)
Construction Permits	10440000000	10,400.04	0.00	10,400.04	0.0	109,177.63	51,250.00	57,927.63	113.0
Operational Permits	10442500000	525.00	0.00	525.00	0.0	6,539.98	1,700.00	4,839.98	284.7
Special Events	10443000000	721.00	0.00	721.00	0.0	7,179.00	2,680.00	4,499.00	167.9
State of AZ/Off-District Fires	10480000000	0.00	0.00	0.00	0.0	1,239,233.54	50,000.00	1,189,233.54	2378.5
Interest Income-General Fund	10490000000	0.00	0.00	0.00	0.0	39,514.40	50,000.00	(10,485.60)	(21.0)
Interest Income-Cap Rsv Fund	10490100000	0.00	0.00	0.00	0.0	48,529.57	0.00	48,529.57	0.0
Interest Revenue-PSPRS Cont Res Fund	10490200000	0.00	0.00	0.00	0.0	14,803.12	0.00	14,803.12	0.0
Misc. Revenues	10510000000	219,437.98	0.00	219,437.98	0.0	375,152.69	110,900.00	264,252.69	238.3
Ambulance Revenue	10511000000	0.00	0.00	0.00	0.0	0.00	2,000,000.00	(2,000,000.00)	(100.0)
PAWUIC/ Defensible Space Reimbursements	10512531000	3,051.00	0.00	3,051.00	0.0	7,642.76	24,000.00	(16,357.24)	(68.2)
Tech Services Contracting Revenue	10514041000	9,336.42	0.00	9,336.42	0.0	132,294.12	175,497.00	(43,202.88)	(24.6)
Supplies for Outside Agency Work	10514141000	0.00	0.00	0.00	0.0	0.00	10,000.00	(10,000.00)	(100.0)
Smart & Safe Prop 207 Revenue	10530000000	0.00	0.00	0.00	0.0	168,374.67	410,000.00	(241,625.33)	(58.9)
Rebates/Refunds	10535000000	0.00	0.00	0.00	0.0	5,991.09	0.00	5,991.09	0.0
Donations	10540000000	0.00	0.00	0.00	0.0	200.00	500.00	(300.00)	(60.0)
Grants-FEMA- SAFER	10543000000	0.00	0.00	0.00	0.0	9,800.00	855,235.00	(845,435.00)	(98.9)
Grants - Miscellaneous	10543010000	0.00	0.00	0.00	0.0	11,900.00	0.00	11,900.00	0.0
Misc. Prevention	10560000000	0.00	0.00	0.00	0.0	0.00	2,100.00	(2,100.00)	(100.0)
Warehouse Purchasing Group	10570000000	6,922.91	0.00	6,922.91	0.0	92,381.52	210,000.00	(117,618.48)	(56.0)
61 Lease Revenue	10585500000	2,997.00	0.00	2,997.00	0.0	11,994.00	30,000.00	(18,006.00)	(60.0)
CARTA Classes	10590000000	8,050.00	0.00	8,050.00	0.0	9,700.00	15,000.00	(5,300.00)	(35.3)
CPR/EMS classes	10590500000	750.00	0.00	750.00	0.0	1,675.00	26,000.00	(24,325.00)	(93.6)
Net Revenues		\$1,286,182.48	\$0.00	\$1,286,182.48	0.0 %	\$21,925,739.25	\$33,121,035.00	\$(11,195,295.75)	(33.8)%
<b><u>Personnel Expenses</u></b>									
Salaries/Admin	10610010000	\$83,378.56	\$0.00	\$(83,378.56)	0.0%	\$655,819.39	\$1,048,452.00	\$392,632.61	37.4%
Salaries/Prevention	10610020000	24,456.10	0.00	(24,456.10)	0.0	231,343.87	397,193.00	165,849.13	41.8
Salaries/Operations	10610030000	721,480.74	0.00	(721,480.74)	0.0	5,674,547.74	9,586,425.00	3,911,877.26	40.8
Salaries/Training	10610035000	18,453.04	0.00	(18,453.04)	0.0	148,515.04	256,633.00	108,117.96	42.1
Salaries/Communications	10610041000	34,110.40	0.00	(34,110.40)	0.0	273,588.58	443,843.00	170,254.42	38.4
Salaries/Facilities Maintenance	10610043000	11,124.80	0.00	(11,124.80)	0.0	88,025.48	139,977.00	51,951.52	37.1
Salaries/Fleet Maint	10610048000	26,000.00	0.00	(26,000.00)	0.0	230,842.55	391,395.00	160,552.45	41.0
Salaries/Warehouse	10610049000	13,843.20	0.00	(13,843.20)	0.0	109,323.58	175,153.00	65,829.42	37.6

3/14/23  
10:41:14 AM

**CAFMA-Central Arizona Fire and Medical**  
Income Statement  
(Original Budget to Actual Comparison)  
For the period of 2/1/2023 Through 2/28/2023

Fund: (10) General Fund

	Account	Actual	Current Period Budget	Variance	%	Actual	Year To Date Budget	Variance	%
Salaries - Ambulance	10610050000	0.00	0.00	0.00	0.0	0.00	761,494.00	761,494.00	100.0
CEO/ Fire Chief	10610110000	14,003.08	0.00	(14,003.08)	0.0	112,963.17	182,039.00	69,075.83	37.9
Special Detail/Prevention	10610320000	0.00	0.00	0.00	0.0	140.00	0.00	(140.00)	0.0
Special Detail/Fire Pals	10610320400	350.00	0.00	(350.00)	0.0	3,620.00	12,600.00	8,980.00	71.3
Special Detail/ Babysitting Classes	10610320402	0.00	0.00	0.00	0.0	0.00	250.00	250.00	100.0
Special Detail/Prev/Spec Ev Assign Pay	10610320403	0.00	0.00	0.00	0.0	190.00	4,500.00	4,310.00	95.8
Special Detail / OPS	10610330000	0.00	0.00	0.00	0.0	1,340.00	0.00	(1,340.00)	0.0
Spec Det/Ops CPR Prgrm Int/Ext	10610330425	0.00	0.00	0.00	0.0	2,560.00	5,000.00	2,440.00	48.8
Telestaff Maintenance	10610330426	0.00	0.00	0.00	0.0	0.00	2,000.00	2,000.00	100.0
Spec Det/Ops Employee Hlth Immuniz Prgrm	10610330431	0.00	0.00	0.00	0.0	0.00	1,400.00	1,400.00	100.0
Spec Det/Ops Cisd Program Shift Peers	10610330435	0.00	0.00	0.00	0.0	0.00	500.00	500.00	100.0
Spec Det/Ops/Tower Work	10610330439	0.00	0.00	0.00	0.0	0.00	6,500.00	6,500.00	100.0
Spec Det/Ops Haz Mat Program	10610330440	0.00	0.00	0.00	0.0	240.00	625.00	385.00	61.6
Spec Det/Ops Hose Program	10610330441	0.00	0.00	0.00	0.0	0.00	500.00	500.00	100.0
Spec Det/Ops SCBA Program	10610330442	0.00	0.00	0.00	0.0	0.00	6,500.00	6,500.00	100.0
Spec Det/Ops Recruit Academy	10610330447	15,460.00	0.00	(15,460.00)	0.0	43,677.81	8,700.00	(34,977.81)	(402.0)
Spec Det/Ops Promo Testing	10610330449	0.00	0.00	0.00	0.0	1,920.00	8,250.00	6,330.00	76.7
Spec Det/ Ops Misc.	10610330452	3,560.00	0.00	(3,560.00)	0.0	18,789.22	8,000.00	(10,789.22)	(134.9)
Spec Duty Training	10610335476	0.00	0.00	0.00	0.0	0.00	2,600.00	2,600.00	100.0
Spec Det/Trng Instr CARTA	10610335479	760.00	0.00	(760.00)	0.0	1,600.00	5,000.00	3,400.00	68.0
Spec Det/ In House EMS Training	10610335482	1,280.00	0.00	(1,280.00)	0.0	7,400.00	25,000.00	17,600.00	70.4
Spec Det/Tower Rescue/Instructor	10610335483	0.00	0.00	0.00	0.0	0.00	1,000.00	1,000.00	100.0
Spec Det/ Warehouse	10610349451	0.00	0.00	0.00	0.0	0.00	5,000.00	5,000.00	100.0
Special Detail - Ambulance	10610350000	0.00	0.00	0.00	0.0	0.00	2,000.00	2,000.00	100.0
Acting Pay - Administration	10610410000	60.00	0.00	(60.00)	0.0	320.14	0.00	(320.14)	0.0
Acting Pay - Prevention	10610420000	0.00	0.00	0.00	0.0	91.43	500.00	408.57	81.7
Acting Pay - Ops	10610430000	2,220.00	0.00	(2,220.00)	0.0	29,089.95	52,560.00	23,470.05	44.7
Acting Pay - Fleet Maintenance	10610448000	0.00	0.00	0.00	0.0	150.00	400.00	250.00	62.5
Acting Pay - Warehouse	10610449000	0.00	0.00	0.00	0.0	50.00	0.00	(50.00)	0.0
Supervisory Assignment - Ambulance	10610450000	0.00	0.00	0.00	0.0	0.00	1,000.00	1,000.00	100.0
Vacation/ Sick Leave Buy Back	10610530000	0.00	0.00	0.00	0.0	23,585.38	300,000.00	276,414.62	92.1
O.T. Salaries/Admin	10611010000	0.00	0.00	0.00	0.0	458.22	9,000.00	8,541.78	94.9
O.T. Salaries/ Prevention	10611020000	0.00	0.00	0.00	0.0	3,708.09	15,000.00	11,291.91	75.3
Recall O.T./Operations	10611030000	1,326.76	0.00	(1,326.76)	0.0	34,910.01	45,000.00	10,089.99	22.4
SWAT Response / Coverage	10611030250	(745.54)	0.00	745.54	0.0	(2,884.00)	9,000.00	11,884.00	132.0
O.T. Salaries/CARTA	10611035000	0.00	0.00	0.00	0.0	671.98	2,828.00	2,156.02	76.2
O.T. Salaries/Tech Sevices	10611041000	2,624.23	0.00	(2,624.23)	0.0	22,875.25	25,000.00	2,124.75	8.5
O.T. Salaries/Comm-Outside Agency	10611041561	0.00	0.00	0.00	0.0	(1,359.55)	0.00	1,359.55	0.0

3/14/23  
10:41:14 AM

**CAFMA-Central Arizona Fire and Medical**  
Income Statement  
(Original Budget to Actual Comparison)  
For the period of 2/1/2023 Through 2/28/2023

Fund: (10) General Fund

	Account	Actual	Current Period Budget	Variance	%	Actual	Year To Date Budget	Variance	%
O.T. Salaries/Facilities Maintenance	10611043000	0.00	0.00	0.00	0.0	0.00	5,000.00	5,000.00	100.0
O.T. Salaries/ Fleet Maintenance	10611048000	1,001.09	0.00	(1,001.09)	0.0	6,923.50	23,000.00	16,076.50	69.9
O.T. Salaries/Warehouse	10611049000	0.00	0.00	0.00	0.0	420.36	15,000.00	14,579.64	97.2
Overtime - Ambulance	10611050000	0.00	0.00	0.00	0.0	0.00	38,075.00	38,075.00	100.0
FLSA Pay	10611130000	44,962.43	0.00	(44,962.43)	0.0	375,988.26	718,607.00	342,618.74	47.7
Shift O.T./Operations	10611230000	0.00	0.00	0.00	0.0	0.00	479,321.00	479,321.00	100.0
Shift OT Sal/Ops/Rte Shft Cov(AD,SL,FMLA	10611230200	83,013.89	0.00	(83,013.89)	0.0	575,247.13	0.00	(575,247.13)	0.0
Off District Wildland Fires	10611431000	0.00	0.00	0.00	0.0	446,678.00	50,000.00	(396,678.00)	(793.4)
Training Captain OT	10611535300	4,526.93	0.00	(4,526.93)	0.0	19,522.83	35,200.00	15,677.17	44.5
Trng Cov/Special Duty Pay	10611535304	0.00	0.00	0.00	0.0	0.00	4,950.00	4,950.00	100.0
Trng Cov/EVOC Driver Training Inst Pay	10611535307	0.00	0.00	0.00	0.0	0.00	2,500.00	2,500.00	100.0
Trng Cov/Swift Water Training Officers	10611535380	0.00	0.00	0.00	0.0	0.00	2,500.00	2,500.00	100.0
Trng Cov/Engine Co Training Coverage	10611835326	0.00	0.00	0.00	0.0	0.00	12,600.00	12,600.00	100.0
Trng Cov/OT Eng Co Trng Coverage	10611835330	0.00	0.00	0.00	0.0	1,424.34	26,500.00	25,075.66	94.6
Trng Cov/ OT Special Ops Training	10611835336	0.00	0.00	0.00	0.0	0.00	3,000.00	3,000.00	100.0
Trng Cov/Paramedic Upgrade Training	10611835337	0.00	0.00	0.00	0.0	0.00	10,000.00	10,000.00	100.0
Trng Cov/ OT TRT/ HAZ MAT Training	10611835338	0.00	0.00	0.00	0.0	0.00	12,000.00	12,000.00	100.0
ASRS Retirement/Admin	10612910000	7,965.06	0.00	(7,965.06)	0.0	61,112.51	94,896.00	33,783.49	35.6
ASRS Retirement/Prevention	10612920000	1,588.59	0.00	(1,588.59)	0.0	18,524.79	35,557.00	17,032.21	47.9
ASRS Retirement/Training	10612935000	376.98	0.00	(376.98)	0.0	3,112.13	4,874.00	1,761.87	36.1
ASRS Retirement/Tech Services	10612941000	4,747.81	0.00	(4,747.81)	0.0	38,348.76	57,058.00	18,709.24	32.8
ASRS Retirement/Facilities Maintenance	10612943000	1,437.84	0.00	(1,437.84)	0.0	11,377.00	17,644.00	6,267.00	35.5
ASRS Retirement/Fleet Maint	10612948000	2,263.45	0.00	(2,263.45)	0.0	20,728.40	35,987.00	15,258.60	42.4
ASRS Retirement/Warehouse	10612949000	1,738.12	0.00	(1,738.12)	0.0	13,848.65	23,142.00	9,293.35	40.2
ASRS Retirement - Ambulance	10612950000	0.00	0.00	0.00	0.0	0.00	97,673.00	97,673.00	100.0
PSPRS/Admin	10613010000	4,829.84	0.00	(4,829.84)	0.0	36,684.40	157,842.00	121,157.60	76.8
PSPRS/Prevention	10613020000	0.00	0.00	0.00	0.0	50.00	0.00	(50.00)	0.0
PSPRS Operations	10613030000	107,717.81	0.00	(107,717.81)	0.0	902,021.70	4,927,817.00	4,025,795.30	81.7
PSPRS/ CARTA	10613035000	3,453.83	0.00	(3,453.83)	0.0	27,856.95	112,235.00	84,378.05	75.2
PSPRS/ Fleet Maint	10613048000	1,899.61	0.00	(1,899.61)	0.0	15,573.02	67,791.00	52,217.98	77.0
PSPRS/COP - Interest	10613130001	0.00	0.00	0.00	0.0	605,459.86	0.00	(605,459.86)	0.0
401A/Admin	10613210000	0.00	0.00	0.00	0.0	0.00	79,296.00	79,296.00	100.0
401A/ Prevention	10613220000	0.00	0.00	0.00	0.0	0.00	13,787.00	13,787.00	100.0
401A Retirement / Ops	10613230000	31,264.40	0.00	(31,264.40)	0.0	246,286.99	734,559.00	488,272.01	66.5
401A/ Fire Chief	10613310000	868.20	0.00	(868.20)	0.0	19,081.80	35,716.00	16,634.20	46.6
Worker's Comp Insurance/Admin	10615010000	0.00	0.00	0.00	0.0	836.00	44,951.00	44,115.00	98.1
Worker's Comp/Prevention	10615020000	0.00	0.00	0.00	0.0	0.00	38,270.00	38,270.00	100.0
Worker's Comp / Ops	10615030000	0.00	0.00	0.00	0.0	1,204,211.50	990,613.00	(213,598.50)	(21.6)



3/14/23  
10:41:14 AM

**CAFMA-Central Arizona Fire and Medical**  
Income Statement  
(Original Budget to Actual Comparison)  
For the period of 2/1/2023 Through 2/28/2023

Fund: (10) General Fund

	Account	Actual	Current Period			Actual	Year To Date		
			Budget	Variance	%		Budget	Variance	%
Worker's Comp/Training	10615035000	0.00	0.00	0.00	0.0	0.00	23,089.00	23,089.00	100.0
Worker's Comp/Comm	10615041000	0.00	0.00	0.00	0.0	459.00	41,722.00	41,263.00	98.9
Worker's Comp/Facilities	10615043000	0.00	0.00	0.00	0.0	400.00	12,902.00	12,502.00	96.9
Worker's Comp/Maint	10615048000	0.00	0.00	0.00	0.0	(81.00)	36,913.00	36,994.00	100.2
Worker's Comp/Warehouse	10615049000	0.00	0.00	0.00	0.0	1,012.00	16,922.00	15,910.00	94.0
Workers Comp Insurance - Ambulance	10615050000	0.00	0.00	0.00	0.0	0.00	67,765.00	67,765.00	100.0
Worker's Comp/Volunteers	10615110000	0.00	0.00	0.00	0.0	0.00	10.00	10.00	100.0
Worker's Comp Wages Reimbursement	10616500000	4,907.92	0.00	(4,907.92)	0.0	(17,498.05)	0.00	17,498.05	0.0
Unemployment Insurance/Admin	10617010000	27.73	0.00	(27.73)	0.0	93.08	3,211.00	3,117.92	97.1
Unemployment/Prevention	10617020000	7.37	0.00	(7.37)	0.0	22.41	1,284.00	1,261.59	98.3
Unemployment Insurance/Ops	10617030000	134.99	0.00	(134.99)	0.0	748.72	25,901.00	25,152.28	97.1
Unemployment / Training	10617035000	2.61	0.00	(2.61)	0.0	15.52	642.00	626.48	97.6
Unemployment/Communications	10617041000	4.54	0.00	(4.54)	0.0	28.00	1,070.00	1,042.00	97.4
Unemployment/Facilities	10617043000	3.52	0.00	(3.52)	0.0	11.11	428.00	416.89	97.4
Unemployment/Maint	10617048000	5.11	0.00	(5.11)	0.0	22.42	1,070.00	1,047.58	97.9
Unemployment/Warehouse	10617049000	5.33	0.00	(5.33)	0.0	14.97	535.00	520.03	97.2
Unemployment Insurance - Ambulance	10617050000	0.00	0.00	0.00	0.0	0.00	2,783.00	2,783.00	100.0
401A-ASRS/Admin	10618010000	3,902.06	0.00	(3,902.06)	0.0	30,267.25	59,631.00	29,363.75	49.2
401A-ASRS/Prevention	10618020000	1,012.48	0.00	(1,012.48)	0.0	10,019.17	16,726.00	6,706.83	40.1
401A-ASRS/Training	10618035000	192.06	0.00	(192.06)	0.0	1,585.47	175.00	(1,410.47)	(806.0)
401A-ASRS/Communication	10618041000	2,277.56	0.00	(2,277.56)	0.0	18,396.19	29,368.00	10,971.81	37.4
401A-ASRS/Facilities Maint	10618043000	689.74	0.00	(689.74)	0.0	5,457.55	8,989.00	3,531.45	39.3
401A-ASRS/ Maint	10618048000	1,085.78	0.00	(1,085.78)	0.0	9,984.43	17,645.00	7,660.57	43.4
401A-ASRS/ Warehouse	10618049000	858.28	0.00	(858.28)	0.0	6,841.39	11,789.00	4,947.61	42.0
401A-ASRS - Ambulance	10618050000	0.00	0.00	0.00	0.0	0.00	49,116.00	49,116.00	100.0
Medicare / Admin	10618110000	1,406.45	0.00	(1,406.45)	0.0	11,077.26	17,973.00	6,895.74	38.4
Medicare Exp/Prevention	10618120000	384.20	0.00	(384.20)	0.0	3,536.59	6,236.00	2,699.41	43.3
Medicare / OPS	10618130000	12,467.58	0.00	(12,467.58)	0.0	103,194.58	165,760.00	62,565.42	37.7
Medicare Exp/CARTA	10618135000	289.39	0.00	(289.39)	0.0	2,557.09	3,762.00	1,204.91	32.0
Medicare Exp/Communications	10618141000	520.14	0.00	(520.14)	0.0	4,207.60	6,898.00	2,690.40	39.0
Medicare Exp/Facilities Maintenance	10618143000	158.14	0.00	(158.14)	0.0	1,252.31	2,102.00	849.69	40.4
Medicare Exp/Maint	10618148000	386.93	0.00	(386.93)	0.0	3,405.16	6,015.00	2,609.84	43.4
Medicare Exp/Warehouse	10618149000	199.46	0.00	(199.46)	0.0	1,590.48	2,757.00	1,166.52	42.3
Medicare Tax - Ambulance	10618150000	0.00	0.00	0.00	0.0	0.00	11,042.00	11,042.00	100.0
Post Employment Health Plan	10618530000	11,132.81	0.00	(11,132.81)	0.0	91,631.08	132,633.00	41,001.92	30.9
Medical Insurance./Admin	10619010000	12,879.25	0.00	(12,879.25)	0.0	92,928.10	167,040.00	74,111.90	44.4
Medical Insurance/Prevention	10619020000	3,151.36	0.00	(3,151.36)	0.0	29,471.23	57,420.00	27,948.77	48.7
Medical Insurance/OPS	10619030000	96,593.40	0.00	(96,593.40)	0.0	738,807.68	1,273,680.00	534,872.32	42.0

3/14/23  
10:41:14 AM

**CAFMA-Central Arizona Fire and Medical**  
Income Statement  
(Original Budget to Actual Comparison)  
For the period of 2/1/2023 Through 2/28/2023

Fund: (10) General Fund

	Account	Actual	Current Period				Year To Date			
			Budget	Variance	%		Actual	Budget	Variance	%
Medical Insurance/Training	10619035000	2,322.52	0.00	(2,322.52)	0.0		18,364.17	41,760.00	23,395.83	56.0
Medical Insurance/Comm	10619041000	3,889.52	0.00	(3,889.52)	0.0		30,555.91	57,420.00	26,864.09	46.8
Medical Insurance/Facilities	10619043000	1,575.68	0.00	(1,575.68)	0.0		12,413.88	20,880.00	8,466.12	40.5
Medical Insurance/Maint	10619048000	3,126.52	0.00	(3,126.52)	0.0		29,225.73	54,810.00	25,584.27	46.7
Medical Insurance/Warehouse	10619049000	2,363.52	0.00	(2,363.52)	0.0		18,692.17	31,320.00	12,627.83	40.3
Health Insurance - Ambulance	10619050000	0.00	0.00	0.00	0.0		0.00	135,720.00	135,720.00	100.0
Medical Insurance Assistance/OPS	10619130000	55,771.25	0.00	(55,771.25)	0.0		446,166.25	610,008.00	163,841.75	26.9
Training and Travel - Facilities Mtc	10659043000	0.00	0.00	0.00	0.0		0.00	1,500.00	1,500.00	100.0
<b>Total Personnel Expenses</b>		<b>\$1,501,136.45</b>	<b>\$0.00</b>	<b>\$(1,501,136.45)</b>	<b>0.0 %</b>		<b>\$14,076,309.11</b>	<b>\$26,193,200.00</b>	<b>\$12,116,890.89</b>	<b>46.3 %</b>
<b><u>Supply Expenses</u></b>										
Office Supplies / Admin	10620010000	\$0.00	\$0.00	\$0.00	0.0%		\$(120.00)	\$500.00	\$620.00	124.0%
Office Supplies / Tech Services	10620041000	641.91	0.00	(641.91)	0.0		759.13	500.00	(259.13)	(51.8)
Office Supplies	10620049000	664.84	0.00	(664.84)	0.0		4,725.33	12,500.00	7,774.67	62.2
Supplies - Ambulance	10620050000	0.00	0.00	0.00	0.0		0.00	606.00	606.00	100.0
Computer Supplies & Software / Training	10620135000	0.00	0.00	0.00	0.0		15,237.63	17,200.00	1,962.37	11.4
Computer Supplies & Equipment / Communic	10620141000	30,755.02	0.00	(30,755.02)	0.0		246,266.29	344,065.00	97,798.71	28.4
In House Dupl & Prtg	10620510000	1,290.00	0.00	(1,290.00)	0.0		15,234.07	15,000.00	(234.07)	(1.6)
In House Dupl & Prtg/ Warehouse	10620549000	0.00	0.00	0.00	0.0		9,493.31	17,250.00	7,756.69	45.0
In House Duplicating - Ambulance	10620550000	0.00	0.00	0.00	0.0		0.00	180.00	180.00	100.0
District Fire Corps Program	10621010000	(44.00)	0.00	44.00	0.0		0.00	500.00	500.00	100.0
District Mapping Program	10621141000	0.00	0.00	0.00	0.0		0.00	8,700.00	8,700.00	100.0
Employee Health & Wellness Supplies	10621230000	0.00	0.00	0.00	0.0		0.00	157.00	157.00	100.0
Medical Supplies	10621530000	13,203.01	0.00	(13,203.01)	0.0		92,254.21	140,499.00	48,244.79	34.3
Medical Supplies-Disposable-Ambulance	10621550000	0.00	0.00	0.00	0.0		0.00	104,340.00	104,340.00	100.0
CPR Supplies & Books	10621630000	0.00	0.00	0.00	0.0		520.24	10,000.00	9,479.76	94.8
Medical Equipment Replacement	10621730000	2,878.31	0.00	(2,878.31)	0.0		10,023.02	22,050.00	12,026.98	54.5
Fuel (Diesel & Gas)	10622048000	26,186.84	0.00	(26,186.84)	0.0		226,997.43	359,500.00	132,502.57	36.9
Fuel - Ambulance	10622050000	0.00	0.00	0.00	0.0		0.00	10,341.00	10,341.00	100.0
Oil & Lubr. (Routine)	10622148000	5,044.62	0.00	(5,044.62)	0.0		14,890.84	25,000.00	10,109.16	40.4
Vehicle Fluid Supplies - Ambulance	10622150000	0.00	0.00	0.00	0.0		0.00	2,000.00	2,000.00	100.0
Uniforms/Admin	10623010000	0.00	0.00	0.00	0.0		97.89	3,550.00	3,452.11	97.2
Uniforms/Prevention	10623020000	0.00	0.00	0.00	0.0		0.00	3,000.00	3,000.00	100.0
Uniforms/Operations	10623030000	62,512.85	0.00	(62,512.85)	0.0		93,440.05	129,450.00	36,009.95	27.8
Uniforms/Operations - Honor Guard	10623030540	0.00	0.00	0.00	0.0		0.00	4,000.00	4,000.00	100.0
Uniforms - Training	10623035000	0.00	0.00	0.00	0.0		0.00	4,200.00	4,200.00	100.0
Uniforms/Communications	10623041000	0.00	0.00	0.00	0.0		13.10	2,500.00	2,486.90	99.5
Uniforms-Facilities Maintenance	10623043000	0.00	0.00	0.00	0.0		51.30	1,000.00	948.70	94.9

3/14/23  
10:41:14 AM

**CAFMA-Central Arizona Fire and Medical**  
Income Statement  
(Original Budget to Actual Comparison)  
For the period of 2/1/2023 Through 2/28/2023

Fund: (10) General Fund

	Account	Actual	Current Period Budget	Variance	%	Actual	Year To Date Budget	Variance	%
Uniforms-Fleet Maintenance	10623048000	0.00	0.00	0.00	0.0	0.00	2,750.00	2,750.00	100.0
Uniforms/Warehouse	10623049000	0.00	0.00	0.00	0.0	0.00	1,750.00	1,750.00	100.0
Uniforms - Ambulance	10623050000	0.00	0.00	0.00	0.0	785.54	18,000.00	17,214.46	95.6
Protective Clothing	10623130000	42,597.03	0.00	(42,597.03)	0.0	131,015.69	207,510.00	76,494.31	36.9
Station Boots	10623130100	(34,278.48)	0.00	34,278.48	0.0	13,988.34	18,300.00	4,311.66	23.6
Library Reference Materials / Admin	10624010000	549.04	0.00	(549.04)	0.0	549.04	2,764.00	2,214.96	80.1
Operations Supplies/Routine	10624030000	0.00	0.00	0.00	0.0	1,415.31	5,550.00	4,134.69	74.5
Library Reference Materials/Tr Ctr	10624035000	0.00	0.00	0.00	0.0	2,678.68	6,450.00	3,771.32	58.5
Communications Supplies / Routine	10624041000	(37.43)	0.00	37.43	0.0	211.97	1,000.00	788.03	78.8
Facilities Maint Supplies/Routine	10624043000	0.00	0.00	0.00	0.0	0.00	530.00	530.00	100.0
Supplies/Prevention	10624220000	0.00	0.00	0.00	0.0	828.99	2,840.00	2,011.01	70.8
Supplies / Fleet Maintenance	10624248000	1,263.14	0.00	(1,263.14)	0.0	5,606.09	13,000.00	7,393.91	56.9
Supplies / Warehouse	10624249000	164.68	0.00	(164.68)	0.0	1,577.73	6,000.00	4,422.27	73.7
Library Reference Materials/Prevention	10624320000	0.00	0.00	0.00	0.0	130.00	2,960.00	2,830.00	95.6
Pub Ed/School Ed/Prevention	10624520000	0.00	0.00	0.00	0.0	8,481.60	12,015.00	3,533.40	29.4
Public Education/EMS	10624530000	0.00	0.00	0.00	0.0	0.00	6,500.00	6,500.00	100.0
Supplies-Warehouse Purchasing Group	10624549000	12,298.85	0.00	(12,298.85)	0.0	95,739.86	200,000.00	104,260.14	52.1
PAWUIC Defensiblw Space Grant	10624920010	0.00	0.00	0.00	0.0	9,168.26	24,000.00	14,831.74	61.8
Vehicle Maint (Routine)	10625048000	8,659.48	0.00	(8,659.48)	0.0	85,138.02	164,000.00	78,861.98	48.1
Vehicle Maintenance - Ambulance	10625050000	2,119.20	0.00	(2,119.20)	0.0	2,276.67	6,769.00	4,492.33	66.4
Vehicle Maint (Special Prjcts)	10625148000	0.00	0.00	0.00	0.0	2,796.05	8,000.00	5,203.95	65.0
FF Equipment Maintenance	10626048000	1,037.25	0.00	(1,037.25)	0.0	12,210.01	21,500.00	9,289.99	43.2
SCBA Supplies & Maint	10626348000	101.09	0.00	(101.09)	0.0	9,699.37	10,000.00	300.63	3.0
SCBA Supplies & Maintenance	10626349000	1,589.82	0.00	(1,589.82)	0.0	13,435.99	24,500.00	11,064.01	45.2
Tire Replacement	10626548000	9,042.98	0.00	(9,042.98)	0.0	47,246.66	66,000.00	18,753.34	28.4
Tire Repair	10626648000	1,669.41	0.00	(1,669.41)	0.0	4,453.38	6,500.00	2,046.62	31.5
Building Maint Supplies	10627043001	46.40	0.00	(46.40)	0.0	2,883.39	20,500.00	17,616.61	85.9
Building Maint Supplies/Prevention	10627043002	0.00	0.00	0.00	0.0	30.41	2,500.00	2,469.59	98.8
Building Maint Supplies-Administration	10627043011	575.82	0.00	(575.82)	0.0	2,092.38	7,000.00	4,907.62	70.1
Building Maint Supplies/CARTA	10627043035	702.15	0.00	(702.15)	0.0	7,630.32	13,500.00	5,869.68	43.5
Building Maint Supplies/Comm Building	10627043041	0.00	0.00	0.00	0.0	147.88	4,000.00	3,852.12	96.3
Building Maint Supplies/Maint Facility	10627043048	868.35	0.00	(868.35)	0.0	3,630.53	5,000.00	1,369.47	27.4
Building Maint Supplies/Warehouse	10627043049	789.54	0.00	(789.54)	0.0	866.99	5,000.00	4,133.01	82.7
Building Maint Supplies/Sta 50	10627043050	1,431.20	0.00	(1,431.20)	0.0	2,044.65	4,000.00	1,955.35	48.9
Building Maint Supplies/Sta 51	10627043051	194.78	0.00	(194.78)	0.0	1,313.97	5,600.00	4,286.03	76.5
Building Maint Supplies/Sta 52	10627043052	0.00	0.00	0.00	0.0	480.79	2,000.00	1,519.21	76.0
Building Maint Supplies/Sta 53	10627043053	67.64	0.00	(67.64)	0.0	1,589.33	5,000.00	3,410.67	68.2
Building Maint Supplies/Sta 54	10627043054	360.13	0.00	(360.13)	0.0	4,290.84	5,000.00	709.16	14.2

3/14/23  
10:41:14 AM

**CAFMA-Central Arizona Fire and Medical**  
Income Statement  
(Original Budget to Actual Comparison)  
For the period of 2/1/2023 Through 2/28/2023

Fund: (10) General Fund

	Account	Actual	Current Period Budget	Variance	%	Actual	Year To Date Budget	Variance	%
Building Maint Supplies/Sta 56	10627043056	0.00	0.00	0.00	0.0	0.00	2,000.00	2,000.00	100.0
Building Maint Supplies/Sta 57	10627043057	1,013.59	0.00	(1,013.59)	0.0	1,324.05	5,000.00	3,675.95	73.5
Building Maint Supplies/Sta 58	10627043058	721.77	0.00	(721.77)	0.0	1,717.64	5,000.00	3,282.36	65.6
Building Maint Supplies/Sta 59	10627043059	0.00	0.00	0.00	0.0	1,095.50	5,000.00	3,904.50	78.1
Building Maint Supplies - Station 61	10627043061	153.93	0.00	(153.93)	0.0	2,856.70	9,000.00	6,143.30	68.3
Building Maint Supplies - Station 62	10627043062	175.00	0.00	(175.00)	0.0	1,006.99	5,000.00	3,993.01	79.9
Building Maint Supplies - Station 63	10627043063	0.00	0.00	0.00	0.0	1,192.73	5,000.00	3,807.27	76.1
Building Maint Supplies- Large Projects	10627043100	7,967.70	0.00	(7,967.70)	0.0	52,328.44	150,000.00	97,671.56	65.1
Furniture & Fixture Replacement	10627143000	6,418.56	0.00	(6,418.56)	0.0	20,757.56	29,200.00	8,442.44	28.9
Furniture & Fixtures / Warehouse	10627149000	1,232.42	0.00	(1,232.42)	0.0	4,382.42	6,000.00	1,617.58	27.0
Janitorial / All Stations	10627249000	2,273.28	0.00	(2,273.28)	0.0	22,329.04	33,500.00	11,170.96	33.3
Janitorial Supplies - Ambulance	10627250000	0.00	0.00	0.00	0.0	0.00	1,528.00	1,528.00	100.0
Station Supplies-All Stations	10627349000	1,907.95	0.00	(1,907.95)	0.0	12,340.02	15,000.00	2,659.98	17.7
Site / Equip Maint Supplies / Comm	10627441000	630.45	0.00	(630.45)	0.0	20,768.55	25,000.00	4,231.45	16.9
Radio/Pager Maintenance	10628041000	1,497.54	0.00	(1,497.54)	0.0	11,703.20	107,500.00	95,796.80	89.1
Supplies for Outside Agency Work	10628141000	2,750.01	0.00	(2,750.01)	0.0	7,789.41	10,000.00	2,210.59	22.1
Supplies for Outside Agency Work	10628148000	0.00	0.00	0.00	0.0	5,819.11	24,000.00	18,180.89	75.8
Batteries / Communications	10628841000	0.00	0.00	0.00	0.0	0.00	150.00	150.00	100.0
Batteries/ All Stations	10628849000	0.00	0.00	0.00	0.0	1,364.39	3,170.00	1,805.61	57.0
Firefighter Equipment Replacement	10628930000	5,469.89	0.00	(5,469.89)	0.0	40,702.39	55,600.00	14,897.61	26.8
Firefighting Equipment New Purchases	10629030000	0.00	0.00	0.00	0.0	0.00	80,000.00	80,000.00	100.0
Ambulance Equipment - Routine	10629050000	0.00	0.00	0.00	0.0	0.00	12,800.00	12,800.00	100.0
Haz-Mat Equipment	10629130000	(19.81)	0.00	19.81	0.0	8,062.35	9,000.00	937.65	10.4
Comm/Radio Technician Equipment	10629241000	1,157.00	0.00	(1,157.00)	0.0	2,222.49	6,750.00	4,527.51	67.1
Technical Rescue Equipment	10629330000	227.65	0.00	(227.65)	0.0	9,594.84	14,000.00	4,405.16	31.5
Drone Program	10629430000	0.00	0.00	0.00	0.0	175.00	3,500.00	3,325.00	95.0
Wildland Equipment Replacement	10629530000	0.00	0.00	0.00	0.0	18.54	10,000.00	9,981.46	99.8
CARTA Equipment/ Prop Supplies	10629635000	1,905.66	0.00	(1,905.66)	0.0	4,898.29	32,000.00	27,101.71	84.7
Exercise Equipment - Ops	10629730000	0.00	0.00	0.00	0.0	1,980.02	10,000.00	8,019.98	80.2
Small Tools/Facilities Maintenance	10630043000	582.93	0.00	(582.93)	0.0	1,982.62	11,500.00	9,517.38	82.8
Small Tools / Maintenance	10630048000	215.94	0.00	(215.94)	0.0	3,173.44	9,000.00	5,826.56	64.7
Small Tools / Warehouse	10630049000	166.03	0.00	(166.03)	0.0	409.50	900.00	490.50	54.5
Safety Equip & Supplies/Warehouse	10631049000	0.00	0.00	0.00	0.0	0.00	750.00	750.00	100.0
<b>Total Supply Expenses</b>		<b>\$231,392.96</b>	<b>\$0.00</b>	<b>\$(231,392.96)</b>	<b>0.0 %</b>	<b>\$1,448,313.80</b>	<b>\$2,853,724.00</b>	<b>\$1,405,410.20</b>	<b>49.2 %</b>
<b><u>Service Expenses</u></b>									
Audit & Accounting	10640010000	\$0.00	\$0.00	\$0.00	0.0%	\$25,312.50	\$36,000.00	\$10,687.50	29.7%
Audit & Accounting - Ambulance	10640050000	0.00	0.00	0.00	0.0	0.00	4,320.00	4,320.00	100.0

3/14/23  
10:41:14 AM

**CAFMA-Central Arizona Fire and Medical**  
Income Statement  
(Original Budget to Actual Comparison)  
For the period of 2/1/2023 Through 2/28/2023

Fund: (10) General Fund

	Account	Actual	Current Period Budget	Variance	%	Actual	Year To Date Budget	Variance	%
Other Prof Services/Admin	10640510000	252.08	0.00	(252.08)	0.0	6,581.64	44,600.00	38,018.36	85.2
Other Prof. Services/Prevention	10640520000	2,727.50	0.00	(2,727.50)	0.0	3,887.50	0.00	(3,887.50)	0.0
Other Prof Services/Ops	10640530000	2,368.01	0.00	(2,368.01)	0.0	28,114.31	47,951.00	19,836.69	41.4
Other Prof Services/Comm	10640541000	0.00	0.00	0.00	0.0	20,705.52	81,500.00	60,794.48	74.6
Other Prof Services/Facilities	10640543000	280.00	0.00	(280.00)	0.0	23,454.31	44,450.00	20,995.69	47.2
Other Professional Services-Ambulance	10640550000	0.00	0.00	0.00	0.0	0.00	85,350.00	85,350.00	100.0
Legal Services - Routine	10641010000	7,246.50	0.00	(7,246.50)	0.0	28,600.50	70,000.00	41,399.50	59.1
Legal Services-Non Routine	10641010600	0.00	0.00	0.00	0.0	693.00	7,500.00	6,807.00	90.8
Legal Services - CON Legal & Consulting	10641010605	5,430.00	0.00	(5,430.00)	0.0	30,955.00	75,000.00	44,045.00	58.7
Legal Services - Ambulance	10641050000	0.00	0.00	0.00	0.0	0.00	65,000.00	65,000.00	100.0
Mental Health	10641510000	8,164.62	0.00	(8,164.62)	0.0	48,238.81	89,400.00	41,161.19	46.0
Employee Health / Exams/Ops	10641530000	18,517.00	0.00	(18,517.00)	0.0	55,076.00	604,245.00	549,169.00	90.9
Employee Assistance Program	10642010000	5,060.00	0.00	(5,060.00)	0.0	26,310.00	9,200.00	(17,110.00)	(186.0)
Dispatch Services/Ops	10642530000	59,671.14	0.00	(59,671.14)	0.0	381,018.63	1,027,979.00	646,960.37	62.9
Dispatch Services - Ambulance	10642550000	0.00	0.00	0.00	0.0	0.00	100,000.00	100,000.00	100.0
Communications	10643041000	7,769.44	0.00	(7,769.44)	0.0	60,407.03	91,700.00	31,292.97	34.1
Communications - Ambulance	10643050000	0.00	0.00	0.00	0.0	0.00	8,000.00	8,000.00	100.0
Postage/Admin	10643510000	92.48	0.00	(92.48)	0.0	2,006.58	7,550.00	5,543.42	73.4
Shipping / Warehouse	10643549000	50.13	0.00	(50.13)	0.0	1,015.24	1,750.00	734.76	42.0
Postage - Ambulance	10643550000	0.00	0.00	0.00	0.0	0.00	225.00	225.00	100.0
Fire Board Expenses	10644110000	0.00	0.00	0.00	0.0	131.59	500.00	368.41	73.7
Off District Expenses	10644231000	0.00	0.00	0.00	0.0	90,700.20	20,000.00	(70,700.20)	(353.5)
Newspaper Advertising	10647010000	39.88	0.00	(39.88)	0.0	1,034.28	4,000.00	2,965.72	74.1
Outside Duplication & Printing / Admin	10649010000	0.00	0.00	0.00	0.0	1,276.80	1,750.00	473.20	27.0
Outside Dupl & Printing/Prevention	10649020000	68.36	0.00	(68.36)	0.0	804.12	1,400.00	595.88	42.6
Outside Dupl & Printing/Ops	10649030000	0.00	0.00	0.00	0.0	2,382.83	2,800.00	417.17	14.9
Insurance	10650010000	444.00	0.00	(444.00)	0.0	86,836.00	176,000.00	89,164.00	50.7
Insurance - Ambulance	10650050000	0.00	0.00	0.00	0.0	0.00	6,131.00	6,131.00	100.0
Cable TV	10650843000	313.75	0.00	(313.75)	0.0	1,400.08	1,575.00	174.92	11.1
Cable TV - Ambulance	10650850000	0.00	0.00	0.00	0.0	0.00	100.00	100.00	100.0
Electricity - Admin	10651010000	0.00	0.00	0.00	0.0	(2,908.89)	0.00	2,908.89	0.0
Electricity - OPS	10651030000	0.00	0.00	0.00	0.0	(262.61)	0.00	262.61	0.0
Electric	10651043000	13,369.87	0.00	(13,369.87)	0.0	113,906.86	168,500.00	54,593.14	32.4
Electric - Ambulance	10651050000	0.00	0.00	0.00	0.0	0.00	9,500.00	9,500.00	100.0
Sanitation Charge - Health/Medical Waste	10651230000	0.00	0.00	0.00	0.0	79.82	1,000.00	920.18	92.0
Sanitation	10651243000	453.03	0.00	(453.03)	0.0	5,072.11	9,260.00	4,187.89	45.2
Sanitation - Ambulance	10651250000	0.00	0.00	0.00	0.0	0.00	550.00	550.00	100.0
Natural Gas	10652043000	5,217.17	0.00	(5,217.17)	0.0	14,584.45	22,150.00	7,565.55	34.2

3/14/23  
10:41:14 AM

**CAFMA-Central Arizona Fire and Medical**  
Income Statement  
(Original Budget to Actual Comparison)  
For the period of 2/1/2023 Through 2/28/2023

Fund: (10) General Fund

	Account	Current Period				Year To Date			
		Actual	Budget	Variance	%	Actual	Budget	Variance	%
Natural Gas - Ambulance	10652050000	0.00	0.00	0.00	0.0	0.00	1,250.00	1,250.00	100.0
LPG	10653043000	31,854.90	0.00	(31,854.90)	0.0	31,854.90	32,725.00	870.10	2.7
LPG - Ambulance	10653050000	0.00	0.00	0.00	0.0	0.00	1,850.00	1,850.00	100.0
Pest Control	10653543000	430.00	0.00	(430.00)	0.0	3,300.00	5,000.00	1,700.00	34.0
Water/Sewer	10654043000	1,691.76	0.00	(1,691.76)	0.0	13,811.77	20,940.00	7,128.23	34.0
Water/Sewer - Ambulance	10654050000	0.00	0.00	0.00	0.0	0.00	1,200.00	1,200.00	100.0
Hydrant Maintenance	10655130000	164.84	0.00	(164.84)	0.0	845.74	3,000.00	2,154.26	71.8
Repair & Maint Equip/Admin	10658010000	0.00	0.00	0.00	0.0	0.00	500.00	500.00	100.0
Outside Repair Equip/ Prevention	10658020000	0.00	0.00	0.00	0.0	0.00	500.00	500.00	100.0
Outside Repair Equip/Ops	10658030000	0.00	0.00	0.00	0.0	31,529.07	24,305.00	(7,224.07)	(29.7)
Outside Repair Equip/ CARTA	10658035000	0.00	0.00	0.00	0.0	0.00	2,000.00	2,000.00	100.0
Outside Repair Equip/Fac Maint	10658043000	428.49	0.00	(428.49)	0.0	2,750.83	2,700.00	(50.83)	(1.9)
Outside Repair/Veh Maint Equip	10658048000	322.25	0.00	(322.25)	0.0	13,355.63	22,500.00	9,144.37	40.6
EMS Training	10658735000	0.00	0.00	0.00	0.0	22.06	3,110.00	3,087.94	99.3
CARTA Training Classes	10658835000	4,175.00	0.00	(4,175.00)	0.0	5,750.00	15,700.00	9,950.00	63.4
Training & Travel/Admin	10659010000	787.14	0.00	(787.14)	0.0	15,375.58	24,300.00	8,924.42	36.7
Training & Travel/Prevention	10659020000	50.00	0.00	(50.00)	0.0	1,821.18	9,800.00	7,978.82	81.4
Training & Travel/OPS	10659030000	3,904.19	0.00	(3,904.19)	0.0	48,872.96	47,105.00	(1,767.96)	(3.8)
Traning & Travel Conference-Honor Guard	10659030540	0.00	0.00	0.00	0.0	0.00	1,500.00	1,500.00	100.0
Training & Travel - Pipes and Drums	10659030541	0.00	0.00	0.00	0.0	0.00	2,500.00	2,500.00	100.0
Training & Travel/CARTA	10659035000	155.00	0.00	(155.00)	0.0	4,303.91	30,900.00	26,596.09	86.1
Training & Travel/Communications	10659041000	745.64	0.00	(745.64)	0.0	1,909.63	6,500.00	4,590.37	70.6
Travel & Training / Fleet Maintenance	10659048000	0.00	0.00	0.00	0.0	0.00	4,000.00	4,000.00	100.0
Travel & Training / Warehouse	10659049000	0.00	0.00	0.00	0.0	265.00	1,500.00	1,235.00	82.3
Training & Travel - Ambulance	10659050000	0.00	0.00	0.00	0.0	0.00	9,800.00	9,800.00	100.0
Books & Subscriptions / Training Center/	10659135035	0.00	0.00	0.00	0.0	0.00	1,050.00	1,050.00	100.0
ACLS Upgrade	10659335000	4,409.14	0.00	(4,409.14)	0.0	4,409.14	21,930.00	17,520.86	79.9
College - Upper and Lower Division	10659435000	907.20	0.00	(907.20)	0.0	17,606.20	0.00	(17,606.20)	0.0
Awards / Admin	10659510000	7,061.51	0.00	(7,061.51)	0.0	7,874.35	8,200.00	325.65	4.0
Awards / Ops	10659530000	(7,030.94)	0.00	7,030.94	0.0	419.96	7,375.00	6,955.04	94.3
College - Upper Lower Div	10659535000	0.00	0.00	0.00	0.0	0.00	20,000.00	20,000.00	100.0
Dues / Admin	10660010000	880.00	0.00	(880.00)	0.0	3,136.11	7,635.00	4,498.89	58.9
Dues/Prevention	10660020000	0.00	0.00	0.00	0.0	655.00	1,542.00	887.00	57.5
Dues/Operations	10660030000	0.00	0.00	0.00	0.0	260.00	4,400.00	4,140.00	94.1
Dues/CARTA	10660035000	0.00	0.00	0.00	0.0	0.00	1,635.00	1,635.00	100.0
Dues/Warehouse	10660049000	0.00	0.00	0.00	0.0	0.00	200.00	200.00	100.0
Dues - AZ Ambulance Association	10660050000	0.00	0.00	0.00	0.0	0.00	1,000.00	1,000.00	100.0
Misc/Admin	10661010000	465.93	0.00	(465.93)	0.0	11,176.47	2,500.00	(8,676.47)	(347.1)



3/14/23  
10:41:14 AM

**CAFMA-Central Arizona Fire and Medical**  
Income Statement  
(Original Budget to Actual Comparison)  
For the period of 2/1/2023 Through 2/28/2023

Fund: (10) General Fund

	Account	Actual	Current Period Budget	Variance	%	Actual	Year To Date Budget	Variance	%
Misc/Prevention	10661020000	100.00	0.00	(100.00)	0.0	100.00	2,880.00	2,780.00	96.5
Misc/Operations	10661030000	448.12	0.00	(448.12)	0.0	667.69	0.00	(667.69)	0.0
Misc/Operations - Routine	10661030490	0.00	0.00	0.00	0.0	0.00	2,250.00	2,250.00	100.0
Misc/Operations - Fire Rehab	10661030491	0.00	0.00	0.00	0.0	141.74	2,250.00	2,108.26	93.7
Misc/Operations	10661030492	0.00	0.00	0.00	0.0	27.00	550.00	523.00	95.1
Misc/Promotional Testing	10661030494	0.00	0.00	0.00	0.0	0.00	2,000.00	2,000.00	100.0
Misc/Captain Promotional Testing	10661030496	0.00	0.00	0.00	0.0	0.00	1,200.00	1,200.00	100.0
Misc/Firefighter Recruitment Supplies	10661030498	0.00	0.00	0.00	0.0	0.00	200.00	200.00	100.0
Miscellaneous - Ambulance	10661050000	0.00	0.00	0.00	0.0	0.00	1,000.00	1,000.00	100.0
Contract Services / Comm & IT	10663041000	2,400.00	0.00	(2,400.00)	0.0	7,729.03	8,400.00	670.97	8.0
<b>Total Service Expenses</b>		<b>\$191,885.13</b>	<b>\$0.00</b>	<b>\$(191,885.13)</b>	<b>0.0 %</b>	<b>\$1,287,385.16</b>	<b>\$3,300,318.00</b>	<b>\$2,012,932.84</b>	<b>61.0 %</b>
<b><u>Capital Expenses</u></b>									
Allocation to Capital Reserve Account	10770100000	\$0.00	\$0.00	\$0.00	0.0%	\$0.00	\$100,000.00	\$100,000.00	100.0%
Capital Outlay/ Facilities	10772043000	19,155.66	0.00	(19,155.66)	0.0	80,098.86	134,500.00	54,401.14	40.4
Capital Outlay/ Vehicles/ Prevention	10773020000	4,716.58	0.00	(4,716.58)	0.0	138,494.80	0.00	(138,494.80)	0.0
Capital Outlay/Vehicles/OPS	10773030000	(416.90)	0.00	416.90	0.0	151,122.44	445,314.00	294,191.56	66.1
Capital Outlay/ Vehicles/ Tech Services	10773041000	0.00	0.00	0.00	0.0	65,737.82	0.00	(65,737.82)	0.0
Capital Outlay/ Vehicles/ Warehouse	10773049000	0.00	0.00	0.00	0.0	81,730.09	0.00	(81,730.09)	0.0
Capital Outlay/ Equip/ Prevention	10774020000	0.00	0.00	0.00	0.0	0.00	120,000.00	120,000.00	100.0
Capital Outlay/ Equip/ OPS	10774030000	72,308.96	0.00	(72,308.96)	0.0	136,791.37	177,265.00	40,473.63	22.8
Capital Outlay/ Equip/ Facilities	10774043000	0.00	0.00	0.00	0.0	5,801.10	0.00	(5,801.10)	0.0
Capital Outlay/ Equip/ Fleet Maintenance	10774048000	0.00	0.00	0.00	0.0	0.00	23,000.00	23,000.00	100.0
Capital Outlay/ Equip/ Warehouse	10774049000	0.00	0.00	0.00	0.0	7,899.21	0.00	(7,899.21)	0.0
Capital Outlay-Equipment-Ambulance	10774050000	0.00	0.00	0.00	0.0	0.00	35,814.00	35,814.00	100.0
Capital Outlay - Comm/IT	10775041000	22,129.73	0.00	(22,129.73)	0.0	300,334.38	300,000.00	(334.38)	(0.1)
<b>Total Capital Expenses</b>		<b>\$117,894.03</b>	<b>\$0.00</b>	<b>\$(117,894.03)</b>	<b>0.0 %</b>	<b>\$968,010.07</b>	<b>\$1,335,893.00</b>	<b>\$367,882.93</b>	<b>27.5 %</b>
<b>Total Expenses</b>		<b>\$2,042,308.57</b>		<b>\$(2,042,308.57)</b>		<b>\$17,780,018.14</b>	<b>\$33,683,135.00</b>	<b>\$15,903,116.86</b>	<b>47.2%</b>
<b>Income (Loss) from Operations</b>		<b>\$(756,126.09)</b>	<b>\$0.00</b>	<b>\$(756,126.09)</b>	<b>0.0%</b>	<b>\$4,145,721.11</b>	<b>\$(562,100.00)</b>	<b>\$4,707,821.11</b>	<b>837.5%</b>
<b><u>Contingency</u></b>									
Funded Contingency/Admin	10780010000	\$0.00	\$0.00	\$0.00	0.0%	\$0.00	\$(124,350.00)	\$124,350.00	100.0%
Funded Contingency/Prevention	10780020000	0.00	0.00	0.00	0.0	0.00	(33,013.00)	33,013.00	100.0
Funded Contingency/OPS	10780030000	0.00	0.00	0.00	0.0	0.00	(1,141,072.00)	1,141,072.00	100.0
Funded Contingency/Training	10780035000	0.00	0.00	0.00	0.0	0.00	(30,004.00)	30,004.00	100.0
Funded Contingency/Tech Serv	10780041000	0.00	0.00	0.00	0.0	0.00	(67,832.00)	67,832.00	100.0
Funded Contingency/Facilities	10780043000	0.00	0.00	0.00	0.0	0.00	(41,203.00)	41,203.00	100.0

3/14/23  
10:41:14 AM

**CAFMA-Central Arizona Fire and Medical**  
Income Statement  
(Original Budget to Actual Comparison)  
For the period of 2/1/2023 Through 2/28/2023

Fund: (10) General Fund

	Account	Actual	Current Period Budget	Variance	%	Actual	Year To Date Budget	Variance	%
Funded Contingency/Warehouse	10780049000	0.00	0.00	0.00	0.0	0.00	(30,319.00)	30,319.00	100.0
Contingency - Ambulance	10780050000	0.00	0.00	0.00	0.0	0.00	(76,964.00)	76,964.00	100.0
<b>Total Contingency</b>		<b>\$0.00</b>	<b>\$0.00</b>	<b>\$0.00</b>	<b>0.0 %</b>	<b>\$0.00</b>	<b>\$(1,544,757.00)</b>	<b>\$1,544,757.00</b>	<b>100.0 %</b>
<b>Net Income (Loss)</b>		<b>\$(756,126.09)</b>	<b>\$0.00</b>	<b>\$(756,126.09)</b>	<b>0.0%</b>	<b>\$4,145,721.11</b>	<b>\$(2,106,857.00)</b>	<b>\$6,252,578.11</b>	<b>296.8%</b>

3/14/23  
10:42:12 AM

**CAFMA-Central Arizona Fire and Medical**

Balance Sheet  
As of 2/28/2023

**Assets**

**Current Assets**

Cash with Yavapai County	\$10,168,610.10	
PSPRS Contingency Res Fund Restricted	2,014,803.12	
115 Trust - Restricted	7,501,294.00	
Capital Reserve Fund	7,499,771.57	
Accounts Receivable	227,398.98	
Retiree/Insurance Receivable	5,382.79	
Total Current Assets		\$27,417,260.56

**Total Assets**

\$27,417,260.56

**Liabilities and Net Assets**

**Current Liabilities**

Accrued Payroll Expenses	\$478.29	
Credit Card Payable	(73,335.38)	
PSPRS Payable	250.15	
ASRS Payable	0.24	
Medical Insurance Withheld	(188.27)	
Dental Insurance Withheld	73.00	
Vision Insurance Withheld	46.35	
HSA Withheld	(762.75)	
Supplemental Insurance Withheld	(116.36)	
PSPRDCRP-PSPRS DC	67.97	
Total Current Liabilities		\$(73,486.76)

**Total Liabilities**

\$(73,486.76)

**Net Assets**

Fund Balance	\$23,345,026.21	
Current Year Net Assets	4,145,721.11	
Total Net Assets		27,490,747.32
Total Liabilities and Net Assets		<u>\$27,417,260.56</u>

CAFMA-Central Arizona Fire and Medical  
GL Account Ledger - Detail By Period  
2/1/2023 through 2/28/2023

Batch	Journal	Entry #	Date	Job	Document	Description	Debits	Credits	Balance
10.1100.0.0.000		CASH WITH YAVAPAI COUNTY							\$12,360,026.68
2176	CD	1431921	02/06/23		756744191	Action Graphics - Cash Disbursement ACTGRA	-	35,276.33	12,324,750.35
2176	CD	1431963	02/06/23		756744194	A & E Reprographics, Inc - Cash Disbursement AEREPR	-	96.41	12,324,653.94
2176	CD	1431975	02/06/23		756744195	American Express, Inc. - Cash Disbursement AMEEXP	-	72,877.19	12,251,776.75
2176	CD	1432258	02/06/23		756744212	Amsoil Inc - Cash Disbursement AMSOIL	-	4,785.67	12,246,991.08
2176	CD	1432262	02/06/23		756744213	Arizona Emergency Products - Cash Disbursement AREMPR	-	435.17	12,246,555.91
2176	CD	1432266	02/06/23		756744214	Arizona State Land Dept - Cash Disbursement ARSTLA	-	2,400.00	12,244,155.91
2176	CD	1432268	02/06/23		756744215	Auto Trim Plus LLC - Cash Disbursement AUTRPL	-	350.25	12,243,805.66
2176	CD	1432273	02/06/23		756744216	Aviat US, Inc - Cash Disbursement AVIAT	-	18,139.03	12,225,666.63
2176	CD	1432285	02/06/23		756744217	Barrett Propane, Inc - Cash Disbursement BARPRO	-	31,854.90	12,193,811.73
2176	CD	1432288	02/06/23		756744218	Bennett Oil - Cash Disbursement BENOIL	-	2,940.51	12,190,871.22
2176	CD	1432292	02/06/23		756744219	Best Pick Disposal, Inc - Cash Disbursement BEPIDI	-	453.03	12,190,418.19
2176	CD	1432301	02/06/23		756744220	B&M Painting Inc - Cash Disbursement BMPAIN	-	6,012.16	12,184,406.03
2176	CD	1432303	02/06/23		756744221	Bound Tree Medical LLC - Cash Disbursement BOTRME	-	20,020.34	12,164,385.69
2176	CD	1432337	02/06/23		756744223	Brookins, Patty - Cash Disbursement BROPAT	-	250.00	12,164,135.69
2176	CD	1432339	02/06/23		756744224	B & W Fire Security Systems - Cash Disbursement BWFISE	-	103.50	12,164,032.19
2176	CD	1432342	02/06/23		756744225	Sparklight - Cash Disbursement CABONE	-	148.86	12,163,883.33
2176	CD	1432348	02/06/23		756744226	CARDIAC CARE PC - Cash Disbursement CARCAR	-	16,000.00	12,147,883.33
2176	CD	1432350	02/06/23		756744227	CenturyLink - Cash Disbursement CENLIN	-	1,176.36	12,146,706.97
2176	CD	1432362	02/06/23		756744228	CenturyLink - Cash Disbursement CENLIN	-	14.26	12,146,692.71
2176	CD	1432364	02/06/23		756744229	Chains Required - Cash Disbursement CHAREQ	-	1,419.65	12,145,273.06
2176	CD	1432366	02/06/23		756744230	Chase Bank - Cash Disbursement CHASE	-	2,165.38	12,143,107.68
2176	CD	1432374	02/06/23		756744231	Chase Bank - Cash Disbursement CHASE	-	668,117.63	11,474,990.05
2176	CD	1432402	02/06/23		756744233	City of Prescott - Cash Disbursement CITPRE	-	59,671.14	11,415,318.91
2176	CD	1432404	02/06/23		756744234	City of Prescott - Cash Disbursement CITPRE	-	266.34	11,415,052.57
2176	CD	1432406	02/06/23		756744235	Coppersmith Brockelman PLC - Cash Disbursement COPBRO	-	5,025.00	11,410,027.57
2176	CD	1432408	02/06/23		756744236	Curtis Tools for Heroes - Cash Disbursement CUTOHE	-	5,145.43	11,404,882.14
2176	CD	1432412	02/06/23		756744237	CYMA Systems, Inc - Cash Disbursement CYMSYS	-	1,195.00	11,403,687.14
2176	CD	1432414	02/06/23		756744238	Driven Auto Accessories - Cash Disbursement DRAUAC	-	4,716.58	11,398,970.56
2176	CD	1432417	02/06/23		756744239	FACTORY MOTOR PARTS - Cash Disbursement FAMOPA	-	2,428.32	11,396,542.24
2176	CD	1432449	02/06/23		756744241	FASTENAL - Cash Disbursement FASTEN	-	113.75	11,396,428.49
2176	CD	1432452	02/06/23		756744242	FEDEX - Cash Disbursement FEDEXP	-	35.05	11,396,393.44
2176	CD	1432454	02/06/23		756744243	Franklin Plumbing Services Inc - Cash Disbursement FRPLSE	-	1,013.59	11,395,379.85
2176	CD	1432460	02/06/23		756744244	Galls LLC - Cash Disbursement GALLS	-	44.72	11,395,335.13
2176	CD	1432464	02/06/23		756744245	W.W. Grainger, Inc - Cash Disbursement GRAING	-	359.32	11,394,975.81
2176	CD	1432469	02/06/23		756744246	Interstate Batteries - Cash Disbursement INTBAT	-	217.62	11,394,758.19
2176	CD	1432472	02/06/23		756744247	Jordan Tessa - Cash Disbursement JORTES	-	110.00	11,394,648.19
2176	CD	1432474	02/06/23		756744248	JLS Tools, LLC - Cash Disbursement MACTOO	-	157.10	11,394,491.09
2176	CD	1432477	02/06/23		756744249	Markets West Office Furniture - Cash Disbursement MARWES	-	5,146.70	11,389,344.39
2176	CD	1432482	02/06/23		756744250	Matheson Tri-Gas, Inc - Cash Disbursement MATTRI	-	2,368.01	11,386,976.38
2176	CD	1432495	02/06/23		756744251	Mercury Medical Inc - Cash Disbursement MERMED	-	488.86	11,386,487.52

**CAFMA-Central Arizona Fire and Medical**  
GL Account Ledger - Detail By Period  
2/1/2023 through 2/28/2023

Batch	Journal	Entry #	Date	Job	Document	Description	Debits	Credits	Balance
<b>10.1100.0.0.000</b>		<b>CASH WITH YAVAPAI COUNTY (CONTINUED)</b>							
2176	CD	1432498	02/06/23		756744252	NAPA Auto Parts - Cash Disbursement NAAUPA	\$-	\$412.55	\$11,386,074.97
2176	CD	1432527	02/06/23		756744254	Neumann High Country Doors - Cash Disbursement NEUHCD	-	877.00	11,385,197.97
2176	CD	1432531	02/06/23		756744255	NFP Property and Casualty - Cash Disbursement NFPFPRO	-	444.00	11,384,753.97
2176	CD	1432533	02/06/23		756744256	Northern Arizona Inspection - Cash Disbursement NOARIN	-	2,727.50	11,382,026.47
2176	CD	1432535	02/06/23		756744257	Northern AZ Premier Termite - Cash Disbursement NOAZTE	-	430.00	11,381,596.47
2176	CD	1432537	02/06/23		756744258	Prescott Steel & Welding - Cash Disbursement PRSTWE	-	445.00	11,381,151.47
2176	CD	1432540	02/06/23		756744259	Public Safety Crisis Solutions - Cash Disbursement PUSACR	-	1,837.50	11,379,313.97
2176	CD	1432545	02/06/23		756744260	Public Safety Personnel Retire - Cash Disbursement PUSAPE	-	75.00	11,379,238.97
2176	CD	1432547	02/06/23		756744261	Restored By Faith LLC - Cash Disbursement REBYFA	-	280.00	11,378,958.97
2176	CD	1432550	02/06/23		756744262	The Counseling Office of - Cash Disbursement RITDEB	-	10,183.37	11,368,775.60
2176	CD	1432556	02/06/23		756744263	Secretary of State - Cash Disbursement SECSTA	-	43.00	11,368,732.60
2176	CD	1432558	02/06/23		756744264	Secretary of State - Cash Disbursement SECSTA	-	43.00	11,368,689.60
2176	CD	1432560	02/06/23		756744265	Sherwin Williams Company - Cash Disbursement SHEWIL	-	251.06	11,368,438.54
2176	CD	1432563	02/06/23		756744266	Besonson Tools LLC - Cash Disbursement SNONTO	-	36.25	11,368,402.29
2176	CD	1432568	02/06/23		756744267	Source One Supply - Cash Disbursement SOONSU	-	3,792.25	11,364,610.04
2176	CD	1432571	02/06/23		756744268	Staples Contract & Commmerc.Inc - Cash Disbursement STACOM	-	789.72	11,363,820.32
2176	CD	1432591	02/06/23		756744270	Stryker Sales Corporation - Cash Disbursement STSACO	-	71,830.26	11,291,990.06
2176	CD	1432600	02/06/23		756744271	Tessco, Inc - Cash Disbursement TESSCO	-	503.67	11,291,486.39
2176	CD	1432609	02/06/23		756744272	Town of Prescott Valley - Cash Disbursement TOPRVA	-	86.46	11,291,399.93
2176	CD	1432611	02/06/23		756744273	Unisource Energy Services - Cash Disbursement UNENSE	-	4,500.86	11,286,899.07
2176	CD	1432622	02/06/23		756744274	Wex Bank - Cash Disbursement WEXBAN	-	23,209.75	11,263,689.32
2176	CD	1432624	02/06/23		756744275	Yavapai Fleet Yavapai Machine - Cash Disbursement YAFLIN	-	187.92	11,263,501.40
2176	CD	1432631	02/06/23		756744276	ZebraScapes LLC - Cash Disbursement ZEBRAS	-	175.00	11,263,326.40
2176	CD	1432382	02/06/23		DIR.DEP.PPE.01.28.:	Chase Bank - PR - DIRECT DEPOSIT PPE 1/28/2023	371,543.92	-	11,634,870.32
2178	PR	1436658	02/07/23		26654	Abel, Todd D. - Payroll Bi-Weekly-Direct Deposit 2/7/2023	-	3,390.57	11,631,479.75
2178	PR	1436686	02/07/23		26655	Anglin, Jake J. - Payroll Bi-Weekly-Direct Deposit 2/7/2023	-	999.24	11,630,480.51
2178	PR	1436716	02/07/23		26656	Apolinar, Johnathan R. - Payroll Bi-Weekly-Direct Deposit 2/7/2023	-	1,841.67	11,628,638.84
2178	PR	1436745	02/07/23		26657	Aponte, Anthony M. - Payroll Bi-Weekly-Direct Deposit 2/7/2023	-	1,506.86	11,627,131.98
2178	PR	1436771	02/07/23		26658	Baker, Mark A. - Payroll Bi-Weekly-Direct Deposit 2/7/2023	-	2,475.79	11,624,656.19
2178	PR	1436797	02/07/23		26659	Barnum, Josh M. - Payroll Bi-Weekly-Direct Deposit 2/7/2023	-	2,264.34	11,622,391.85
2178	PR	1436824	02/07/23		26660	Basurto-Cancino, Leobardo - Payroll Bi-Weekly-Direct Deposit 2/7/2023	-	1,393.19	11,620,998.66

CAFMA-Central Arizona Fire and Medical  
GL Account Ledger - Detail By Period  
2/1/2023 through 2/28/2023

Batch	Journal	Entry #	Date	Job	Document	Description	Debits	Credits	Balance
10.1100.0.0.000			CASH WITH YAVAPAI COUNTY (CONTINUED)						
2178	PR	1436846	02/07/23		26661	Blair, Wyatt L. - Payroll Bi-Weekly-Direct Deposit 2/7/2023	\$-	\$1,529.24	\$11,619,469.42
2178	PR	1436871	02/07/23		26662	Blum, Rodney A. - Payroll Bi-Weekly-Direct Deposit 2/7/2023	-	2,451.45	11,617,017.97
2178	PR	1436900	02/07/23		26663	Breyer, Samuel H. - Payroll Bi-Weekly-Direct Deposit 2/7/2023	-	2,487.84	11,614,530.13
2178	PR	1436924	02/07/23		26664	Brown Jr, Dennis F. - Payroll Bi-Weekly-Direct Deposit 2/7/2023	-	2,616.08	11,611,914.05
2178	PR	1436951	02/07/23		26665	Brunk, Jacob A. - Payroll Bi-Weekly-Direct Deposit 2/7/2023	-	2,919.46	11,608,994.59
2178	PR	1436977	02/07/23		26666	Buchanan, Ben D. - Payroll Bi-Weekly-Direct Deposit 2/7/2023	-	4,321.63	11,604,672.96
2178	PR	1437001	02/07/23		26667	Bulters, Scott D. - Payroll Bi-Weekly-Direct Deposit 2/7/2023	-	2,451.34	11,602,221.62
2178	PR	1437026	02/07/23		26668	Buntin, Darrell R. - Payroll Bi-Weekly-Direct Deposit 2/7/2023	-	2,102.01	11,600,119.61
2178	PR	1437050	02/07/23		26669	Burch, Brian J. - Payroll Bi-Weekly-Direct Deposit 2/7/2023	-	2,506.70	11,597,612.91
2178	PR	1437081	02/07/23		26670	Burch, Caden C. - Payroll Bi-Weekly-Direct Deposit 2/7/2023	-	1,678.85	11,595,934.06
2178	PR	1437106	02/07/23		26671	Bushman, James V. - Payroll Bi-Weekly-Direct Deposit 2/7/2023	-	2,852.07	11,593,081.99
2178	PR	1437133	02/07/23		26672	Butler, Jason - Payroll Bi-Weekly-Direct Deposit 2/7/2023	-	2,458.91	11,590,623.08
2178	PR	1437165	02/07/23		26673	Butterfield, Jesse D. - Payroll Bi-Weekly-Direct Deposit 2/7/2023	-	1,715.81	11,588,907.27
2178	PR	1437188	02/07/23		26674	Carothers, Robert C. - Payroll Bi-Weekly-Direct Deposit 2/7/2023	-	4,245.29	11,584,661.98
2178	PR	1437217	02/07/23		26675	Cazaly, Marshall - Payroll Bi-Weekly-Direct Deposit 2/7/2023	-	1,722.92	11,582,939.06
2178	PR	1437236	02/07/23		26676	Chase, Rick D. - Payroll Bi-Weekly-Direct Deposit 2/7/2023	-	3,924.69	11,579,014.37
2178	PR	1437260	02/07/23		26677	Clark, Shelly - Payroll Bi-Weekly-Direct Deposit 2/7/2023	-	1,147.27	11,577,867.10
2178	PR	1437291	02/07/23		26678	Collins, Seth M. - Payroll Bi-Weekly-Direct Deposit 2/7/2023	-	2,101.72	11,575,765.38
2178	PR	1437319	02/07/23		26679	Copenhaver, Douglas J. - Payroll Bi-Weekly-Direct Deposit 2/7/2023	-	1,987.61	11,573,777.77
2178	PR	1437341	02/07/23		26680	Cox, Phillip C. - Payroll Bi-Weekly-Direct Deposit 2/7/2023	-	2,459.27	11,571,318.50
2178	PR	1437369	02/07/23		26681	Croft, Adam J. - Payroll Bi-Weekly-Direct Deposit 2/7/2023	-	1,811.02	11,569,507.48
2178	PR	1437393	02/07/23		26682	Crossman, Eric L. - Payroll Bi-Weekly-Direct Deposit 2/7/2023	-	2,302.93	11,567,204.55
2178	PR	1437422	02/07/23		26683	Cruz, Steven R. - Payroll Bi-Weekly-Direct Deposit 2/7/2023	-	2,025.43	11,565,179.12
2178	PR	1437448	02/07/23		26684	Curry, Robert C. - Payroll Bi-Weekly-Direct Deposit 2/7/2023	-	2,410.63	11,562,768.49
2178	PR	1437463	02/07/23		26685	DalCerro, Matthew R. - Payroll Bi-Weekly-Direct Deposit 2/7/2023	-	1,711.68	11,561,056.81



**CAFMA-Central Arizona Fire and Medical**  
GL Account Ledger - Detail By Period  
2/1/2023 through 2/28/2023

Batch	Journal	Entry #	Date	Job	Document	Description	Debits	Credits	Balance
<b>10.1100.0.0.000</b>			<b>CASH WITH YAVAPAI COUNTY (CONTINUED)</b>						
2178	PR	1437488	02/07/23		26686	Davidson, Glenn T. - Payroll Bi-Weekly-Direct Deposit 2/7/2023	\$-	\$2,865.30	\$11,558,191.51
2178	PR	1437512	02/07/23		26687	Davis, Bradley M. - Payroll Bi-Weekly-Direct Deposit 2/7/2023	-	3,772.80	11,554,418.71
2178	PR	1437538	02/07/23		26688	Deering, Andrew L. - Payroll Bi-Weekly-Direct Deposit 2/7/2023	-	953.90	11,553,464.81
2178	PR	1437568	02/07/23		26689	DiVall, Nelson - Payroll Bi-Weekly-Direct Deposit 2/7/2023	-	1,875.59	11,551,589.22
2178	PR	1437595	02/07/23		26690	Dibble, Gordon L. - Payroll Bi-Weekly-Direct Deposit 2/7/2023	-	1,868.15	11,549,721.07
2178	PR	1437621	02/07/23		26691	Dixon, Susanne M. - Payroll Bi-Weekly-Direct Deposit 2/7/2023	-	2,448.10	11,547,272.97
2178	PR	1437648	02/07/23		26692	DuCharme, Zachary J. - Payroll Bi-Weekly-Direct Deposit 2/7/2023	-	1,644.86	11,545,628.11
2178	PR	1437674	02/07/23		26693	Duplessis, Robert A. - Payroll Bi-Weekly-Direct Deposit 2/7/2023	-	2,791.36	11,542,836.75
2178	PR	1437691	02/07/23		26694	Dwyer, Jonathan M. - Payroll Bi-Weekly-Direct Deposit 2/7/2023	-	1,783.67	11,541,053.08
2178	PR	1437721	02/07/23		26695	Eckle, Kellan J. - Payroll Bi-Weekly-Direct Deposit 2/7/2023	-	2,493.43	11,538,559.65
2178	PR	1437746	02/07/23		26696	Edwards, David S. - Payroll Bi-Weekly-Direct Deposit 2/7/2023	-	2,661.73	11,535,897.92
2178	PR	1437769	02/07/23		26697	Engel, Nicole - Payroll Bi-Weekly-Direct Deposit 2/7/2023	-	990.64	11,534,907.28
2178	PR	1437786	02/07/23		26698	Estrada, Emilio C. - Payroll Bi-Weekly-Direct Deposit 2/7/2023	-	1,712.94	11,533,194.34
2178	PR	1437807	02/07/23		26699	Feddema, John J. - Payroll Bi-Weekly-Direct Deposit 2/7/2023	-	3,834.05	11,529,360.29
2178	PR	1437836	02/07/23		26700	Ferris, Ryan M. - Payroll Bi-Weekly-Direct Deposit 2/7/2023	-	2,019.36	11,527,340.93
2178	PR	1437861	02/07/23		26701	Fields, Brody J. - Payroll Bi-Weekly-Direct Deposit 2/7/2023	-	4,096.40	11,523,244.53
2178	PR	1437892	02/07/23		26702	Fournier, Nick T. - Payroll Bi-Weekly-Direct Deposit 2/7/2023	-	3,259.41	11,519,985.12
2178	PR	1437915	02/07/23		26703	Frawley, Teresa A. - Payroll Bi-Weekly-Direct Deposit 2/7/2023	-	1,252.66	11,518,732.46
2178	PR	1437937	02/07/23		26704	Frazier, Antonio - Payroll Bi-Weekly-Direct Deposit 2/7/2023	-	3,419.18	11,515,313.28
2178	PR	1437960	02/07/23		26705	Freeman, Michael - Payroll Bi-Weekly-Direct Deposit 2/7/2023	-	1,684.40	11,513,628.88
2178	PR	1437983	02/07/23		26706	Freitag, Scott A. - Payroll Bi-Weekly-Direct Deposit 2/7/2023	-	4,434.50	11,509,194.38
2178	PR	1438009	02/07/23		26707	Gallman, Timothy B. - Payroll Bi-Weekly-Direct Deposit 2/7/2023	-	2,395.57	11,506,798.81
2178	PR	1438032	02/07/23		26708	Gardea Chaparro, Ivonne - Payroll Bi-Weekly-Direct Deposit 2/7/2023	-	1,091.61	11,505,707.20
2178	PR	1438055	02/07/23		26709	Gentle, Isabel - Payroll Bi-Weekly-Direct Deposit 2/7/2023	-	1,100.31	11,504,606.89
2178	PR	1438082	02/07/23		26710	Gentle, Joshua A. - Payroll Bi-Weekly-Direct Deposit 2/7/2023	-	1,299.45	11,503,307.44

**CAFMA-Central Arizona Fire and Medical**  
GL Account Ledger - Detail By Period  
2/1/2023 through 2/28/2023

Batch	Journal	Entry #	Date	Job	Document	Description	Debits	Credits	Balance
<b>10.1100.0.0.000</b>			<b>CASH WITH YAVAPAI COUNTY (CONTINUED)</b>						
2178	PR	1438109	02/07/23		26711	Gillihan, Jim W. - Payroll Bi-Weekly-Direct Deposit 2/7/2023	\$-	\$1,778.26	\$11,501,529.18
2178	PR	1438137	02/07/23		26712	Ginn, James E. - Payroll Bi-Weekly-Direct Deposit 2/7/2023	-	2,393.91	11,499,135.27
2178	PR	1438162	02/07/23		26713	Goodman, Laurie K. - Payroll Bi-Weekly-Direct Deposit 2/7/2023	-	1,143.24	11,497,992.03
2178	PR	1438196	02/07/23		26714	Gray, JT A. - Payroll Bi-Weekly-Direct Deposit 2/7/2023	-	1,612.68	11,496,379.35
2178	PR	1438228	02/07/23		26715	Guzzo, Nicholas R. - Payroll Bi-Weekly-Direct Deposit 2/7/2023	-	1,518.56	11,494,860.79
2178	PR	1438257	02/07/23		26716	Hall, Jace R. - Payroll Bi-Weekly-Direct Deposit 2/7/2023	-	1,980.76	11,492,880.03
2178	PR	1438275	02/07/23		26717	Hampton, Daniel A. - Payroll Bi-Weekly-Direct Deposit 2/7/2023	-	1,707.88	11,491,172.15
2178	PR	1438303	02/07/23		26718	Harper, Leslie R. - Payroll Bi-Weekly-Direct Deposit 2/7/2023	-	2,379.95	11,488,792.20
2178	PR	1438329	02/07/23		26719	Hlavacek, Evan - Payroll Bi-Weekly-Direct Deposit 2/7/2023	-	2,562.09	11,486,230.11
2178	PR	1438353	02/07/23		26720	Horstman, Stephen W. - Payroll Bi-Weekly-Direct Deposit 2/7/2023	-	4,049.69	11,482,180.42
2178	PR	1438376	02/07/23		26721	Huddleston, Michael B. - Payroll Bi-Weekly-Direct Deposit 2/7/2023	-	2,595.73	11,479,584.69
2178	PR	1438407	02/07/23		26722	Hutchison, Ethan K. - Payroll Bi-Weekly-Direct Deposit 2/7/2023	-	1,776.78	11,477,807.91
2178	PR	1438425	02/07/23		26723	Ingrao, Jory - Payroll Bi-Weekly-Direct Deposit 2/7/2023	-	2,150.90	11,475,657.01
2178	PR	1438443	02/07/23		26724	Isbell, Tienna B. - Payroll Bi-Weekly-Direct Deposit 2/7/2023	-	1,735.23	11,473,921.78
2178	PR	1438472	02/07/23		26725	Jacobson, Terrence L. - Payroll Bi-Weekly-Direct Deposit 2/7/2023	-	2,577.93	11,471,343.85
2178	PR	1438496	02/07/23		26726	Jimenez, Valentin - Payroll Bi-Weekly-Direct Deposit 2/7/2023	-	1,522.54	11,469,821.31
2178	PR	1438528	02/07/23		26727	Jones, Shaun D. - Payroll Bi-Weekly-Direct Deposit 2/7/2023	-	2,883.14	11,466,938.17
2178	PR	1438551	02/07/23		26728	Jordan, Tessa M. - Payroll Bi-Weekly-Direct Deposit 2/7/2023	-	1,181.96	11,465,756.21
2178	PR	1438577	02/07/23		26729	King, Jeremiah D. - Payroll Bi-Weekly-Direct Deposit 2/7/2023	-	2,638.51	11,463,117.70
2178	PR	1438606	02/07/23		26730	Kirk, Jaron J. - Payroll Bi-Weekly-Direct Deposit 2/7/2023	-	1,787.79	11,461,329.91
2178	PR	1438628	02/07/23		26731	Kohler, Travis W. - Payroll Bi-Weekly-Direct Deposit 2/7/2023	-	2,182.77	11,459,147.14
2178	PR	1438654	02/07/23		26732	Kontz, Andrew M. - Payroll Bi-Weekly-Direct Deposit 2/7/2023	-	1,446.42	11,457,700.72
2178	PR	1438684	02/07/23		26733	Kontz, Michael V. - Payroll Bi-Weekly-Direct Deposit 2/7/2023	-	3,383.24	11,454,317.48
2178	PR	1438704	02/07/23		26734	Krizo, Denise M. - Payroll Bi-Weekly-Direct Deposit 2/7/2023	-	1,064.34	11,453,253.14
2178	PR	1438728	02/07/23		26735	Kuykendall, Jeffery W. - Payroll Bi-Weekly-Direct Deposit 2/7/2023	-	3,433.13	11,449,820.01
2178	PR	1438753	02/07/23		26736	Legge, David B. - Payroll Bi-Weekly-Direct Deposit 2/7/2023	-	2,841.57	11,446,978.44

**CAFMA-Central Arizona Fire and Medical**  
GL Account Ledger - Detail By Period  
2/1/2023 through 2/28/2023

Batch	Journal	Entry #	Date	Job	Document	Description	Debits	Credits	Balance
<b>10.1100.0.0.000</b>			<b>CASH WITH YAVAPAI COUNTY (CONTINUED)</b>						
2178	PR	1438778	02/07/23		26737	Litchfield, Ronald K. - Payroll Bi-Weekly-Direct Deposit 2/7/2023	\$-	\$3,652.81	\$11,443,325.63
2178	PR	1438802	02/07/23		26738	Lopeman, Keith A. - Payroll Bi-Weekly-Direct Deposit 2/7/2023	-	2,369.61	11,440,956.02
2178	PR	1438818	02/07/23		26739	Lopez, Nelson P. - Payroll Bi-Weekly-Direct Deposit 2/7/2023	-	1,768.66	11,439,187.36
2178	PR	1438848	02/07/23		26740	Lund, Kyle L. - Payroll Bi-Weekly-Direct Deposit 2/7/2023	-	1,441.36	11,437,746.00
2178	PR	1438876	02/07/23		26741	Lynch, Peter J. - Payroll Bi-Weekly-Direct Deposit 2/7/2023	-	1,750.37	11,435,995.63
2178	PR	1438902	02/07/23		26742	Lys, Damian P. - Payroll Bi-Weekly-Direct Deposit 2/7/2023	-	2,684.60	11,433,311.03
2178	PR	1438925	02/07/23		26743	Madden, James P. - Payroll Bi-Weekly-Direct Deposit 2/7/2023	-	1,529.35	11,431,781.68
2178	PR	1438947	02/07/23		26744	Mauldin, Karen S. - Payroll Bi-Weekly-Direct Deposit 2/7/2023	-	2,117.69	11,429,663.99
2178	PR	1438972	02/07/23		26745	Mauldin, Mark E. - Payroll Bi-Weekly-Direct Deposit 2/7/2023	-	3,057.20	11,426,606.79
2178	PR	1438991	02/07/23		26746	Mayhall, Mathew T. - Payroll Bi-Weekly-Direct Deposit 2/7/2023	-	2,492.72	11,424,114.07
2178	PR	1439014	02/07/23		26747	Mazon, Joshua M. - Payroll Bi-Weekly-Direct Deposit 2/7/2023	-	2,465.46	11,421,648.61
2178	PR	1439042	02/07/23		26748	McCarthy, Nicholas A. - Payroll Bi-Weekly-Direct Deposit 2/7/2023	-	1,416.99	11,420,231.62
2178	PR	1439071	02/07/23		26749	McCarty, Daniel L. - Payroll Bi-Weekly-Direct Deposit 2/7/2023	-	3,353.90	11,416,877.72
2178	PR	1439099	02/07/23		26750	McFadden, Matthew C. - Payroll Bi-Weekly-Direct Deposit 2/7/2023	-	1,921.18	11,414,956.54
2178	PR	1439130	02/07/23		26751	McFadden, Michael J. - Payroll Bi-Weekly-Direct Deposit 2/7/2023	-	2,338.91	11,412,617.63
2178	PR	1439157	02/07/23		26752	McIntire, Jacob V. - Payroll Bi-Weekly-Direct Deposit 2/7/2023	-	1,570.67	11,411,046.96
2178	PR	1439184	02/07/23		26753	Merrill, Eric R. - Payroll Bi-Weekly-Direct Deposit 2/7/2023	-	4,283.40	11,406,763.56
2178	PR	1439209	02/07/23		26754	Mills, Brett S. - Payroll Bi-Weekly-Direct Deposit 2/7/2023	-	1,273.35	11,405,490.21
2178	PR	1439232	02/07/23		26755	Moore, Aaron J. - Payroll Bi-Weekly-Direct Deposit 2/7/2023	-	1,763.64	11,403,726.57
2178	PR	1439263	02/07/23		26756	Moore, Ryan T. - Payroll Bi-Weekly-Direct Deposit 2/7/2023	-	3,156.22	11,400,570.35
2178	PR	1439293	02/07/23		26757	Muniz, Thomas E. - Payroll Bi-Weekly-Direct Deposit 2/7/2023	-	2,788.13	11,397,782.22
2178	PR	1439313	02/07/23		26758	Murphey, Patricia D. - Payroll Bi-Weekly-Direct Deposit 2/7/2023	-	3,128.45	11,394,653.77
2178	PR	1439341	02/07/23		26759	Nall, William T. - Payroll Bi-Weekly-Direct Deposit 2/7/2023	-	1,452.73	11,393,201.04
2178	PR	1439368	02/07/23		26760	Nelson, Michael J. - Payroll Bi-Weekly-Direct Deposit 2/7/2023	-	1,768.85	11,391,432.19
2178	PR	1439395	02/07/23		26761	Niemynski, Doug T. - Payroll Bi-Weekly-Direct Deposit 2/7/2023	-	3,178.60	11,388,253.59

**CAFMA-Central Arizona Fire and Medical**  
GL Account Ledger - Detail By Period  
2/1/2023 through 2/28/2023

Batch	Journal	Entry #	Date	Job	Document	Description	Debits	Credits	Balance
10.1100.0.0.000		CASH WITH YAVAPAI COUNTY (CONTINUED)							
2178	PR	1439420	02/07/23		26762	Nolan, Jason K. - Payroll Bi-Weekly-Direct Deposit 2/7/2023	\$-	\$2,414.82	\$11,385,838.77
2178	PR	1439449	02/07/23		26763	Olson, Rick C. - Payroll Bi-Weekly-Direct Deposit 2/7/2023	-	3,989.21	11,381,849.56
2178	PR	1439475	02/07/23		26764	Overmyer, Titus C. - Payroll Bi-Weekly-Direct Deposit 2/7/2023	-	1,540.81	11,380,308.75
2178	PR	1439496	02/07/23		26765	Parra, Dustin A. - Payroll Bi-Weekly-Direct Deposit 2/7/2023	-	2,932.65	11,377,376.10
2178	PR	1439518	02/07/23		26766	Peckham, Christopher D. - Payroll Bi-Weekly-Direct Deposit 2/7/2023	-	2,390.69	11,374,985.41
2178	PR	1439548	02/07/23		26767	Pena, Christopher D. - Payroll Bi-Weekly-Direct Deposit 2/7/2023	-	2,446.56	11,372,538.85
2178	PR	1439581	02/07/23		26768	Perez, Anthony R. - Payroll Bi-Weekly-Direct Deposit 2/7/2023	-	2,342.58	11,370,196.27
2178	PR	1439610	02/07/23		26769	Perkins, Shane M. - Payroll Bi-Weekly-Direct Deposit 2/7/2023	-	1,378.63	11,368,817.64
2178	PR	1439637	02/07/23		26770	Poliakon, Brett M. - Payroll Bi-Weekly-Direct Deposit 2/7/2023	-	2,321.04	11,366,496.60
2178	PR	1439654	02/07/23		26771	Pope, Michael V. - Payroll Bi-Weekly-Direct Deposit 2/7/2023	-	1,729.55	11,364,767.05
2178	PR	1439676	02/07/23		26772	Postula, Justin M. - Payroll Bi-Weekly-Direct Deposit 2/7/2023	-	2,503.63	11,362,263.42
2178	PR	1439700	02/07/23		26773	Postula, Karl A. - Payroll Bi-Weekly-Direct Deposit 2/7/2023	-	2,718.64	11,359,544.78
2178	PR	1439720	02/07/23		26774	Prange, Ross L. - Payroll Bi-Weekly-Direct Deposit 2/7/2023	-	3,074.07	11,356,470.71
2178	PR	1439745	02/07/23		26775	Pruitt, Robert E. - Payroll Bi-Weekly-Direct Deposit 2/7/2023	-	2,659.14	11,353,811.57
2178	PR	1439772	02/07/23		26776	Rafters, William C. - Payroll Bi-Weekly-Direct Deposit 2/7/2023	-	1,778.79	11,352,032.78
2178	PR	1439798	02/07/23		26777	Redfern, Joshua L. - Payroll Bi-Weekly-Direct Deposit 2/7/2023	-	1,617.98	11,350,414.80
2178	PR	1439827	02/07/23		26778	Reeves, Katherine D. - Payroll Bi-Weekly-Direct Deposit 2/7/2023	-	1,159.70	11,349,255.10
2178	PR	1439851	02/07/23		26779	Rendl, Robert A. - Payroll Bi-Weekly-Direct Deposit 2/7/2023	-	3,314.34	11,345,940.76
2178	PR	1439880	02/07/23		26780	Reyes, Adam N. - Payroll Bi-Weekly-Direct Deposit 2/7/2023	-	1,949.83	11,343,990.93
2178	PR	1439901	02/07/23		26781	Roberts, Jerry R. - Payroll Bi-Weekly-Direct Deposit 2/7/2023	-	2,191.92	11,341,799.01
2178	PR	1439928	02/07/23		26782	Rocha, Edgar O. - Payroll Bi-Weekly-Direct Deposit 2/7/2023	-	1,209.70	11,340,589.31
2178	PR	1439956	02/07/23		26783	Roche, Benjamin H. - Payroll Bi-Weekly-Direct Deposit 2/7/2023	-	2,029.43	11,338,559.88
2178	PR	1439980	02/07/23		26784	Rose, Cody S. - Payroll Bi-Weekly-Direct Deposit 2/7/2023	-	3,627.40	11,334,932.48
2178	PR	1440014	02/07/23		26785	Runo, Kyle E. - Payroll Bi-Weekly-Direct Deposit 2/7/2023	-	2,316.36	11,332,616.12
2178	PR	1440044	02/07/23		26786	Ryan, Keith M. - Payroll Bi-Weekly-Direct Deposit 2/7/2023	-	1,342.70	11,331,273.42

**CAFMA-Central Arizona Fire and Medical**  
GL Account Ledger - Detail By Period  
2/1/2023 through 2/28/2023

Batch	Journal	Entry #	Date	Job	Document	Description	Debits	Credits	Balance
<b>10.1100.0.0.000</b>			<b>CASH WITH YAVAPAI COUNTY (CONTINUED)</b>						
2178	PR	1440065	02/07/23		26787	Scaife, Domenic J. - Payroll Bi-Weekly-Direct Deposit 2/7/2023	\$-	\$3,010.51	\$11,328,262.91
2178	PR	1440091	02/07/23		26788	Schiffmacher, Gerald - Payroll Bi-Weekly-Direct Deposit 2/7/2023	-	1,783.74	11,326,479.17
2178	PR	1440113	02/07/23		26789	Schuster Jr., Alan J. - Payroll Bi-Weekly-Direct Deposit 2/7/2023	-	594.35	11,325,884.82
2178	PR	1440138	02/07/23		26790	Seets, James W. - Payroll Bi-Weekly-Direct Deposit 2/7/2023	-	3,317.72	11,322,567.10
2178	PR	1440165	02/07/23		26791	Sheldon, Wesley K. - Payroll Bi-Weekly-Direct Deposit 2/7/2023	-	2,002.59	11,320,564.51
2178	PR	1440186	02/07/23		26792	Sherman, Kylee N. - Payroll Bi-Weekly-Direct Deposit 2/7/2023	-	1,074.33	11,319,490.18
2178	PR	1440211	02/07/23		26793	Sims, Lacie J. - Payroll Bi-Weekly-Direct Deposit 2/7/2023	-	1,391.33	11,318,098.85
2178	PR	1440241	02/07/23		26794	Smith, Jacob A. - Payroll Bi-Weekly-Direct Deposit 2/7/2023	-	1,000.42	11,317,098.43
2178	PR	1440271	02/07/23		26795	Smith, Russell - Payroll Bi-Weekly-Direct Deposit 2/7/2023	-	3,062.84	11,314,035.59
2178	PR	1440295	02/07/23		26796	Smith, Travis L. - Payroll Bi-Weekly-Direct Deposit 2/7/2023	-	3,533.36	11,310,502.23
2178	PR	1440312	02/07/23		26797	Smith, Kristopher A. - Payroll Bi-Weekly-Direct Deposit 2/7/2023	-	1,762.97	11,308,739.26
2178	PR	1440337	02/07/23		26798	Snyder, Timothy E. - Payroll Bi-Weekly-Direct Deposit 2/7/2023	-	4,250.07	11,304,489.19
2178	PR	1440363	02/07/23		26799	Stewart, Jeff - Payroll Bi-Weekly-Direct Deposit 2/7/2023	-	2,022.78	11,302,466.41
2178	PR	1440389	02/07/23		26800	Stooks, Wallace C. - Payroll Bi-Weekly-Direct Deposit 2/7/2023	-	3,389.78	11,299,076.63
2178	PR	1440422	02/07/23		26801	Stretton, Garrett M. - Payroll Bi-Weekly-Direct Deposit 2/7/2023	-	1,566.90	11,297,509.73
2178	PR	1440446	02/07/23		26802	Tharp, David S. - Payroll Bi-Weekly-Direct Deposit 2/7/2023	-	3,639.65	11,293,870.08
2178	PR	1440475	02/07/23		26803	Thompson, Jacob S. - Payroll Bi-Weekly-Direct Deposit 2/7/2023	-	2,163.18	11,291,706.90
2178	PR	1440507	02/07/23		26804	Tillich, Timothy A. - Payroll Bi-Weekly-Direct Deposit 2/7/2023	-	1,779.70	11,289,927.20
2178	PR	1440530	02/07/23		26805	Trask, Ryan A. - Payroll Bi-Weekly-Direct Deposit 2/7/2023	-	2,615.89	11,287,311.31
2178	PR	1440557	02/07/23		26806	Trujillo, Erik J. - Payroll Bi-Weekly-Direct Deposit 2/7/2023	-	2,006.66	11,285,304.65
2178	PR	1440585	02/07/23		26807	Turner, Kenneth R. - Payroll Bi-Weekly-Direct Deposit 2/7/2023	-	2,667.10	11,282,637.55
2178	PR	1440605	02/07/23		26808	VanTuyt, Jonah D. - Payroll Bi-Weekly-Direct Deposit 2/7/2023	-	2,920.88	11,279,716.67
2178	PR	1440632	02/07/23		26809	Vanatta, Justin B. - Payroll Bi-Weekly-Direct Deposit 2/7/2023	-	1,700.49	11,278,016.18
2178	PR	1440655	02/07/23		26810	Viscardi, Karen W. - Payroll Bi-Weekly-Direct Deposit 2/7/2023	-	1,326.67	11,276,689.51
2178	PR	1440682	02/07/23		26811	Wagner, Adam D. - Payroll Bi-Weekly-Direct Deposit 2/7/2023	-	2,132.28	11,274,557.23
2178	PR	1440709	02/07/23		26812	Wagoner, Buddy R. - Payroll Bi-Weekly-Direct Deposit 2/7/2023	-	1,918.98	11,272,638.25

CAFMA-Central Arizona Fire and Medical  
GL Account Ledger - Detail By Period  
2/1/2023 through 2/28/2023

Batch	Journal	Entry #	Date	Job	Document	Description	Debits	Credits	Balance
10.1100.0.0.000			CASH WITH YAVAPAI COUNTY (CONTINUED)						
2178	PR	1440732	02/07/23		26813	Welch-Cornell, Jaime D. - Payroll Bi-Weekly-Direct Deposit 2/7/2023	\$-	\$1,549.24	\$11,271,089.01
2178	PR	1440757	02/07/23		26814	Wittenberg, David J. - Payroll Bi-Weekly-Direct Deposit 2/7/2023	-	2,764.17	11,268,324.84
2178	PR	1440780	02/07/23		26815	Young, Kevin A. - Payroll Bi-Weekly-Direct Deposit 2/7/2023	-	1,989.36	11,266,335.48
2178	PR	1440810	02/07/23		26816	Zazueta, Robert P. - Payroll Bi-Weekly-Direct Deposit 2/7/2023	-	3,009.08	11,263,326.40
2182	CR	1440851	02/09/23		048	Smith, Andrea -	214.20	-	11,263,540.60
2182	CR	1440850	02/09/23		10091229	YAVAPAI COLLEGE -	7,000.00	-	11,270,540.60
2181	CR	1440819	02/09/23		15895	CPR CLASS -	400.00	-	11,270,940.60
2181	CR	1440827	02/09/23		16095	PLANS REVIEW -	308.00	-	11,271,248.60
2181	CR	1440821	02/09/23		16149	PLANS REVIEW -	125.00	-	11,271,373.60
2181	CR	1440820	02/09/23		16183	PLANS REVIEW -	125.00	-	11,271,498.60
2181	CR	1440824	02/09/23		16184	PLANS REVIEW -	458.00	-	11,271,956.60
2181	CR	1440822	02/09/23		16185	PLANS REVIEW -	458.00	-	11,272,414.60
2181	CR	1440825	02/09/23		16186	Fire Prevention Permits -	121.00	-	11,272,535.60
2181	CR	1440823	02/09/23		16187	PLANS REVIEW -	108.00	-	11,272,643.60
2181	CR	1440828	02/09/23		16192	Fire Prevention Permits -	121.00	-	11,272,764.60
2182	CR	1440852	02/09/23		2148	Smith, Andrea -	209.10	-	11,272,973.70
2182	CR	1440854	02/09/23		216523	Bliss, Scott -	260.00	-	11,273,233.70
2182	CR	1440855	02/09/23		216523	CAMACHO, ALBERT -	260.00	-	11,273,493.70
2182	CR	1440856	02/09/23		216523	COLE, BRIAN -	84.66	-	11,273,578.36
2182	CR	1440857	02/09/23		216523	COOK, CHARLES -	84.66	-	11,273,663.02
2182	CR	1440858	02/09/23		216523	CURTIS, DAVID -	41.82	-	11,273,704.84
2182	CR	1440859	02/09/23		216523	DALE, JACK -	84.66	-	11,273,789.50
2182	CR	1440860	02/09/23		216523	DIBBLE, STEVE -	84.66	-	11,273,874.16
2182	CR	1440861	02/09/23		216523	Douglas, Ren -	84.66	-	11,273,958.82
2182	CR	1440862	02/09/23		216523	HARRIS, ALLEN -	84.66	-	11,274,043.48
2182	CR	1440863	02/09/23		216523	INGRAO, JACK -	84.66	-	11,274,128.14
2182	CR	1440864	02/09/23		216523	KELLEY, JOE -	41.82	-	11,274,169.96
2182	CR	1440865	02/09/23		216523	LOPEZ, RODNEY -	84.66	-	11,274,254.62
2182	CR	1440866	02/09/23		216523	MCCONNELL, DAVE -	109.14	-	11,274,363.76
2182	CR	1440867	02/09/23		216523	MOORE, SCOTT -	84.66	-	11,274,448.42
2182	CR	1440868	02/09/23		216523	NESS, DANIEL -	41.82	-	11,274,490.24
2182	CR	1440869	02/09/23		216523	PARRISH, MICHAEL -	41.82	-	11,274,532.06
2182	CR	1440870	02/09/23		216523	POLACEK, JEFF -	260.00	-	11,274,792.06
2182	CR	1440871	02/09/23		216523	Reyes, Charlie -	84.66	-	11,274,876.72
2182	CR	1440872	02/09/23		216523	ROBISON, MICHAEL J. -	84.66	-	11,274,961.38
2182	CR	1440873	02/09/23		216523	RORICK, NORM -	260.00	-	11,275,221.38
2182	CR	1440874	02/09/23		216523	Sims, Mike -	109.14	-	11,275,330.52
2182	CR	1440875	02/09/23		216523	Tarver, Shawn -	84.66	-	11,275,415.18
2182	CR	1440876	02/09/23		216523	Tucker, Michael -	260.00	-	11,275,675.18
2182	CR	1440877	02/09/23		216523	Valadez, Armando -	260.00	-	11,275,935.18
2182	CR	1440878	02/09/23		216523	VANATTA, DAVIN -	150.00	-	11,276,085.18
2182	CR	1440879	02/09/23		216523	WILHARM, BRIAN -	84.66	-	11,276,169.84
2182	CR	1440853	02/09/23		216537	Mills, Brett -	260.00	-	11,276,429.84



CAFMA-Central Arizona Fire and Medical  
GL Account Ledger - Detail By Period  
2/1/2023 through 2/28/2023

Batch	Journal	Entry #	Date	Job	Document	Description	Debits	Credits	Balance
10.1100.0.0.000		CASH WITH YAVAPAI COUNTY (CONTINUED)							
2182	CR	1440841	02/09/23		2362	DeJoria, Dana -	\$688.63	\$-	\$11,277,118.47
2182	CR	1440843	02/09/23		318735	Town of Prescott Valley -	1,115.38	-	11,278,233.85
2182	CR	1440849	02/09/23		510605987	VANATTA, DAVIN -	74.50	-	11,278,308.35
2182	CR	1440848	02/09/23		510605988	VANATTA, DAVIN -	688.63	-	11,278,996.98
2182	CR	1440847	02/09/23		510605989	VANATTA, DAVIN -	688.63	-	11,279,685.61
2182	CR	1440846	02/09/23		528020	CITY OF PRESCOTT FIRE DEPT. -	36.50	-	11,279,722.11
2180	CR	1440813	02/09/23		5838	Findlay Toyota Center -	721.00	-	11,280,443.11
2181	CR	1440818	02/09/23		6570046295	TRAINING CLASSES -	50.00	-	11,280,493.11
2182	CR	1440842	02/09/23		706103310	VERDE VALLEY FIRE DISTRICT -	2,005.34	-	11,282,498.45
2182	CR	1440844	02/09/23		756723252	COPPER CANYON FIRE & MEDICAL -	627.43	-	11,283,125.88
2182	CR	1440845	02/09/23		756723258	COPPER CANYON FIRE & MEDICAL -	374.16	-	11,283,500.04
2181	CR	1440817	02/09/23		CASH	TRAINING CLASSES -	50.00	-	11,283,550.04
2181	CR	1440826	02/09/23		CASH	MISCELLANEOUS INCOME -	20.00	-	11,283,570.04
2186	CD	1441053	02/16/23		756744277	A1 Water Bulk Delivery Svc LLC - Cash Disbursement A1WADE	-	140.00	11,283,430.04
2186	CD	1441055	02/16/23		756744278	A & E Reprographics, Inc - Cash Disbursement AEREPR	-	18.35	11,283,411.69
2186	CD	1441061	02/16/23		756744279	AIR VACUUM CORPORATION - Cash Disbursement AIRVAC	-	13,143.50	11,270,268.19
2186	CD	1441070	02/16/23		756744280	Amsoil Inc - Cash Disbursement AMSOIL	-	202.99	11,270,065.20
2186	CD	1441073	02/16/23		756744281	Anixter Inc - Cash Disbursement ANIXTE	-	3,990.70	11,266,074.50
2186	CD	1441081	02/16/23		756744282	APS - Cash Disbursement APS	-	13,369.87	11,252,704.63
2186	CD	1441108	02/16/23		756744284	Arizona Emergency Products - Cash Disbursement AREMPR	-	893.82	11,251,810.81
2186	CD	1441112	02/16/23		756744285	AZ Center for Fire Svc Excel - Cash Disbursement AZCEFI	-	4,175.00	11,247,635.81
2186	CD	1441116	02/16/23		756744286	Bennett Oil - Cash Disbursement BENOIL	-	5.00	11,247,630.81
2186	CD	1441118	02/16/23		756744287	Bound Tree Medical LLC - Cash Disbursement BOTRME	-	2,325.72	11,245,305.09
2186	CD	1441129	02/16/23		756744288	Bradshaw Mtn Environmental Inc - Cash Disbursement BRMOEN	-	40.00	11,245,265.09
2186	CD	1441131	02/16/23		756744289	Sparklight - Cash Disbursement CABONE	-	1,043.78	11,244,221.31
2186	CD	1441134	02/16/23		756744290	CAFMA Petty Cash - Cash Disbursement CAPECA	-	146.89	11,244,074.42
2186	CD	1441143	02/16/23		756744291	CenturyLink - Cash Disbursement CENLIN	-	300.92	11,243,773.50
2186	CD	1441148	02/16/23		756744292	Chase Bank - Cash Disbursement CHASE	-	673,633.09	10,570,140.41
2186	CD	1441175	02/16/23		756744294	Chase Card Services - Cash Disbursement CHCASE	-	6,614.48	10,563,525.93
2186	CD	1441224	02/16/23		756744297	Chino Valley Chamber of Commer - Cash Disbursement CHVACH	-	150.00	10,563,375.93
2186	CD	1441226	02/16/23		756744298	City of Prescott - Cash Disbursement CITPRE	-	235.41	10,563,140.52
2186	CD	1441229	02/16/23		756744299	Law Off. of Nicolas Cornelius - Cash Disbursement CORNIC	-	7,651.50	10,555,489.02
2186	CD	1441232	02/16/23		756744300	Crew Boss - Cash Disbursement CREBOS	-	906.54	10,554,582.48
2186	CD	1441236	02/16/23		756744301	Curtis Tools for Heroes - Cash Disbursement CUTOHE	-	4,359.36	10,550,223.12
2186	CD	1441248	02/16/23		756744302	CYMA Systems, Inc - Cash Disbursement CYMSYS	-	6,866.24	10,543,356.88
2186	CD	1441250	02/16/23		756744303	DELL MARKETING LP - Cash Disbursement DELL	-	1,915.34	10,541,441.54
2186	CD	1441253	02/16/23		756744304	Dish Network - Cash Disbursement DISNET	-	138.11	10,541,303.43
2186	CD	1441255	02/16/23		756744305	FACTORY MOTOR PARTS - Cash Disbursement FAMOPA	-	79.64	10,541,223.79

**CAFMA-Central Arizona Fire and Medical**  
GL Account Ledger - Detail By Period  
2/1/2023 through 2/28/2023

Batch	Journal	Entry #	Date	Job	Document	Description	Debits	Credits	Balance
<b>10.1100.0.0.000</b>			<b>CASH WITH YAVAPAI COUNTY (CONTINUED)</b>						
2186	CD	1441264	02/16/23		756744306	FEDEX - Cash Disbursement FEDEXP	\$-	\$15.08	\$10,541,208.71
2186	CD	1441266	02/16/23		756744307	Freightliner of AZ, LLC - Cash Disbursement FROFAR	-	2,813.78	10,538,394.93
2186	CD	1441276	02/16/23		756744308	Galpin Ford, Inc. - Cash Disbursement GALFOR	-	515.60	10,537,879.33
2186	CD	1441281	02/16/23		756744309	Galls LLC - Cash Disbursement GALLS	-	89.44	10,537,789.89
2186	CD	1441285	02/16/23		756744310	Michael M. Golightly & Assoc - Cash Disbursement GOLMIC	-	9,042.98	10,528,746.91
2186	CD	1441289	02/16/23		756744311	W.W. Grainger, Inc - Cash Disbursement GRAING	-	430.42	10,528,316.49
2186	CD	1441294	02/16/23		756744312	Interstate Batteries - Cash Disbursement INTBAT	-	398.64	10,527,917.85
2186	CD	1441296	02/16/23		756744313	KAIROS Health Arizona, Inc - Cash Disbursement KAIROS	-	173,019.89	10,354,897.96
2186	CD	1441311	02/16/23		756744314	Life Assist Inc - Cash Disbursement LIFASS	-	2,070.47	10,352,827.49
2186	CD	1441316	02/16/23		756744315	JLS Tools, LLC - Cash Disbursement MACTOO	-	22.59	10,352,804.90
2186	CD	1441319	02/16/23		756744316	Manzanita Landscaping, Inc - Cash Disbursement MANLAN	-	903.99	10,351,900.91
2186	CD	1441322	02/16/23		756744317	Mallory Safety & Supply LLC - Cash Disbursement MASASU	-	1,119.95	10,350,780.96
2186	CD	1441326	02/16/23		756744318	Municipal Emergency Svcs Inc - Cash Disbursement MES	-	1,589.82	10,349,191.14
2186	CD	1441352	02/16/23		756744320	Mitchell Repair Info. Comp LLC - Cash Disbursement MITCHE	-	4,349.81	10,344,841.33
2186	CD	1441357	02/16/23		756744321	Motorola Solutions Inc - Cash Disbursement MOTSOL	-	89.75	10,344,751.58
2186	CD	1441360	02/16/23		756744322	NAPA Auto Parts - Cash Disbursement NAAUPA	-	251.66	10,344,499.92
2186	CD	1441365	02/16/23		756744323	Neumann High Country Doors - Cash Disbursement NEUHCD	-	125.00	10,344,374.92
2186	CD	1441367	02/16/23		756744324	O'Reilly Auto Parts - Cash Disbursement ORAUPA	-	97.53	10,344,277.39
2186	CD	1441376	02/16/23		756744325	Provantage LLC - Cash Disbursement PROVAN	-	2,006.19	10,342,271.20
2186	CD	1441381	02/16/23		756744326	Public Safety Crisis Solutions - Cash Disbursement PUSACR	-	1,093.75	10,341,177.45
2186	CD	1441385	02/16/23		756744327	Public Safety Personnel Retire - Cash Disbursement PUSAPE	-	75.00	10,341,102.45
2186	CD	1441387	02/16/23		756744328	Prescott Valley Ace Hardware - Cash Disbursement PVACHA	-	721.68	10,340,380.77
2186	CD	1441403	02/16/23		756744329	Sherwin Williams Company - Cash Disbursement SHEWIL	-	313.28	10,340,067.49
2186	CD	1441408	02/16/23		756744330	Staples Contract & Commmerc.Inc - Cash Disbursement STACOM	-	270.99	10,339,796.50
2186	CD	1441421	02/16/23		756744331	SUN DOOR AND TRIM, INC. - Cash Disbursement SUDOTR	-	2,821.00	10,336,975.50
2186	CD	1441423	02/16/23		756744332	D.G.Shoemaker & Associates Inc - Cash Disbursement SUNSUP	-	881.32	10,336,094.18
2186	CD	1441427	02/16/23		756744333	Tessco, Inc - Cash Disbursement TESSCO	-	3,009.86	10,333,084.32
2186	CD	1441434	02/16/23		756744334	Town of Prescott Valley - Cash Disbursement TOPRVA	-	963.55	10,332,120.77
2186	CD	1441441	02/16/23		756744335	Unisource Energy Services - Cash Disbursement UNENSE	-	716.31	10,331,404.46
2186	CD	1441444	02/16/23		756744336	Verizon Wireless - Cash Disbursement VERWIR	-	8,608.38	10,322,796.08
2186	CD	1441451	02/16/23		756744337	YRMCPC PHYSICIAN PRACTICES - Cash Disbursement YRMCPC	-	2,477.00	10,320,319.08
2186	CD	1441156	02/16/23		DIR.DEP.PPE.02.11.1	Chase Bank - PR - DIRECT DEPOSIT PPE 2/11/2023	371,025.24	-	10,691,344.32

**CAFMA-Central Arizona Fire and Medical**  
GL Account Ledger - Detail By Period  
2/1/2023 through 2/28/2023

Batch	Journal	Entry #	Date	Job	Document	Description	Debits	Credits	Balance
<b>10.1100.0.0.000</b>			<b>CASH WITH YAVAPAI COUNTY (CONTINUED)</b>						
2187	PR	1445308	02/21/23		26817	Abel, Todd D. - Payroll Bi-Weekly-Direct Deposit 2/21/2023	\$-	\$3,320.68	\$10,688,023.64
2187	PR	1445336	02/21/23		26818	Anglin, Jake J. - Payroll Bi-Weekly-Direct Deposit 2/21/2023	-	999.04	10,687,024.60
2187	PR	1445365	02/21/23		26819	Apolinar, Johnathan R. - Payroll Bi-Weekly-Direct Deposit 2/21/2023	-	1,769.71	10,685,254.89
2187	PR	1445394	02/21/23		26820	Aponte, Anthony M. - Payroll Bi-Weekly-Direct Deposit 2/21/2023	-	1,435.32	10,683,819.57
2187	PR	1445416	02/21/23		26821	Baker, Mark A. - Payroll Bi-Weekly-Direct Deposit 2/21/2023	-	2,356.39	10,681,463.18
2187	PR	1445439	02/21/23		26822	Barnum, Josh M. - Payroll Bi-Weekly-Direct Deposit 2/21/2023	-	2,204.13	10,679,259.05
2187	PR	1445466	02/21/23		26823	Basurto-Cancino, Leobardo - Payroll Bi-Weekly-Direct Deposit 2/21/2023	-	1,334.48	10,677,924.57
2187	PR	1445489	02/21/23		26824	Blair, Wyatt L. - Payroll Bi-Weekly-Direct Deposit 2/21/2023	-	1,525.59	10,676,398.98
2187	PR	1445510	02/21/23		26825	Blum, Rodney A. - Payroll Bi-Weekly-Direct Deposit 2/21/2023	-	1,798.56	10,674,600.42
2187	PR	1445535	02/21/23		26826	Breyer, Samuel H. - Payroll Bi-Weekly-Direct Deposit 2/21/2023	-	1,509.48	10,673,090.94
2187	PR	1445556	02/21/23		26827	Brown Jr, Dennis F. - Payroll Bi-Weekly-Direct Deposit 2/21/2023	-	2,550.14	10,670,540.80
2187	PR	1445580	02/21/23		26828	Brunk, Jacob A. - Payroll Bi-Weekly-Direct Deposit 2/21/2023	-	2,672.60	10,667,868.20
2187	PR	1445605	02/21/23		26829	Buchanan, Ben D. - Payroll Bi-Weekly-Direct Deposit 2/21/2023	-	3,289.29	10,664,578.91
2187	PR	1445627	02/21/23		26830	Bulters, Scott D. - Payroll Bi-Weekly-Direct Deposit 2/21/2023	-	2,392.58	10,662,186.33
2187	PR	1445650	02/21/23		26831	Buntin, Darrell R. - Payroll Bi-Weekly-Direct Deposit 2/21/2023	-	2,235.40	10,659,950.93
2187	PR	1445673	02/21/23		26832	Burch, Brian J. - Payroll Bi-Weekly-Direct Deposit 2/21/2023	-	2,296.19	10,657,654.74
2187	PR	1445702	02/21/23		26833	Burch, Caden C. - Payroll Bi-Weekly-Direct Deposit 2/21/2023	-	3,037.50	10,654,617.24
2187	PR	1445724	02/21/23		26834	Bushman, James V. - Payroll Bi-Weekly-Direct Deposit 2/21/2023	-	2,810.47	10,651,806.77
2187	PR	1445749	02/21/23		26835	Butler, Jason - Payroll Bi-Weekly-Direct Deposit 2/21/2023	-	2,839.57	10,648,967.20
2187	PR	1445780	02/21/23		26836	Butterfield, Jesse D. - Payroll Bi-Weekly-Direct Deposit 2/21/2023	-	1,926.08	10,647,041.12
2187	PR	1445802	02/21/23		26837	Carothers, Robert C. - Payroll Bi-Weekly-Direct Deposit 2/21/2023	-	5,245.95	10,641,795.17
2187	PR	1445829	02/21/23		26838	Cazaly, Marshall - Payroll Bi-Weekly-Direct Deposit 2/21/2023	-	1,778.39	10,640,016.78
2187	PR	1445846	02/21/23		26839	Chase, Rick D. - Payroll Bi-Weekly-Direct Deposit 2/21/2023	-	3,941.79	10,636,074.99
2187	PR	1445870	02/21/23		26840	Clark, Shelly - Payroll Bi-Weekly-Direct Deposit 2/21/2023	-	1,147.27	10,634,927.72
2187	PR	1445898	02/21/23		26841	Collins, Seth M. - Payroll Bi-Weekly-Direct Deposit 2/21/2023	-	1,716.70	10,633,211.02

**CAFMA-Central Arizona Fire and Medical**  
GL Account Ledger - Detail By Period  
2/1/2023 through 2/28/2023

Batch	Journal	Entry #	Date	Job	Document	Description	Debits	Credits	Balance
<b>10.1100.0.0.000</b>			<b>CASH WITH YAVAPAI COUNTY (CONTINUED)</b>						
2187	PR	1445921	02/21/23		26842	Copenhaver, Douglas J. - Payroll Bi-Weekly-Direct Deposit 2/21/2023	\$-	\$2,134.41	\$10,631,076.61
2187	PR	1445943	02/21/23		26843	Cox, Phillip C. - Payroll Bi-Weekly-Direct Deposit 2/21/2023	-	2,838.79	10,628,237.82
2187	PR	1445969	02/21/23		26844	Croft, Adam J. - Payroll Bi-Weekly-Direct Deposit 2/21/2023	-	1,896.45	10,626,341.37
2187	PR	1445991	02/21/23		26845	Crossman, Eric L. - Payroll Bi-Weekly-Direct Deposit 2/21/2023	-	2,302.93	10,624,038.44
2187	PR	1446017	02/21/23		26846	Cruz, Steven R. - Payroll Bi-Weekly-Direct Deposit 2/21/2023	-	2,866.63	10,621,171.81
2187	PR	1446039	02/21/23		26847	Curry, Robert C. - Payroll Bi-Weekly-Direct Deposit 2/21/2023	-	2,348.93	10,618,822.88
2187	PR	1446058	02/21/23		26848	DaiCerro, Matthew R. - Payroll Bi-Weekly-Direct Deposit 2/21/2023	-	1,488.63	10,617,334.25
2187	PR	1446083	02/21/23		26849	Davidson, Glenn T. - Payroll Bi-Weekly-Direct Deposit 2/21/2023	-	4,451.11	10,612,883.14
2187	PR	1446106	02/21/23		26850	Davis, Bradley M. - Payroll Bi-Weekly-Direct Deposit 2/21/2023	-	3,707.90	10,609,175.24
2187	PR	1446132	02/21/23		26851	Deering, Andrew L. - Payroll Bi-Weekly-Direct Deposit 2/21/2023	-	955.50	10,608,219.74
2187	PR	1446161	02/21/23		26852	DiVall, Nelson - Payroll Bi-Weekly-Direct Deposit 2/21/2023	-	1,987.20	10,606,232.54
2187	PR	1446185	02/21/23		26853	Dibble, Gordon L. - Payroll Bi-Weekly-Direct Deposit 2/21/2023	-	1,791.47	10,604,441.07
2187	PR	1446209	02/21/23		26854	Dixon, Susanne M. - Payroll Bi-Weekly-Direct Deposit 2/21/2023	-	2,448.10	10,601,992.97
2187	PR	1446237	02/21/23		26855	DuCharme, Zachary J. - Payroll Bi-Weekly-Direct Deposit 2/21/2023	-	1,769.97	10,600,223.00
2187	PR	1446260	02/21/23		26856	Duplessis, Robert A. - Payroll Bi-Weekly-Direct Deposit 2/21/2023	-	2,714.24	10,597,508.76
2187	PR	1446281	02/21/23		26857	Dwyer, Jonathan M. - Payroll Bi-Weekly-Direct Deposit 2/21/2023	-	1,554.02	10,595,954.74
2187	PR	1446306	02/21/23		26858	Eckle, Kellan J. - Payroll Bi-Weekly-Direct Deposit 2/21/2023	-	1,841.55	10,594,113.19
2187	PR	1446328	02/21/23		26859	Edwards, David S. - Payroll Bi-Weekly-Direct Deposit 2/21/2023	-	2,583.05	10,591,530.14
2187	PR	1446351	02/21/23		26860	Engel, Nicole - Payroll Bi-Weekly-Direct Deposit 2/21/2023	-	990.64	10,590,539.50
2187	PR	1446373	02/21/23		26861	Estrada, Emilio C. - Payroll Bi-Weekly-Direct Deposit 2/21/2023	-	1,486.23	10,589,053.27
2187	PR	1446394	02/21/23		26862	Feddema, John J. - Payroll Bi-Weekly-Direct Deposit 2/21/2023	-	3,675.40	10,585,377.87
2187	PR	1446422	02/21/23		26863	Ferris, Ryan M. - Payroll Bi-Weekly-Direct Deposit 2/21/2023	-	2,384.97	10,582,992.90
2187	PR	1446445	02/21/23		26864	Fields, Brody J. - Payroll Bi-Weekly-Direct Deposit 2/21/2023	-	2,443.46	10,580,549.44
2187	PR	1446475	02/21/23		26865	Fournier, Nick T. - Payroll Bi-Weekly-Direct Deposit 2/21/2023	-	2,679.09	10,577,870.35
2187	PR	1446498	02/21/23		26866	Frawley, Teresa A. - Payroll Bi-Weekly-Direct Deposit 2/21/2023	-	1,252.66	10,576,617.69

**CAFMA-Central Arizona Fire and Medical**  
GL Account Ledger - Detail By Period  
2/1/2023 through 2/28/2023

Batch	Journal	Entry #	Date	Job	Document	Description	Debits	Credits	Balance
<b>10.1100.0.0.000</b>			<b>CASH WITH YAVAPAI COUNTY (CONTINUED)</b>						
2187	PR	1446520	02/21/23		26867	Frazier, Antonio - Payroll Bi-Weekly-Direct Deposit 2/21/2023	\$-	\$2,779.76	\$10,573,837.93
2187	PR	1446544	02/21/23		26868	Freeman, Michael - Payroll Bi-Weekly-Direct Deposit 2/21/2023	-	1,796.41	10,572,041.52
2187	PR	1446567	02/21/23		26869	Freitag, Scott A. - Payroll Bi-Weekly-Direct Deposit 2/21/2023	-	4,434.50	10,567,607.02
2187	PR	1446588	02/21/23		26870	Gallman, Timothy B. - Payroll Bi-Weekly-Direct Deposit 2/21/2023	-	1,380.81	10,566,226.21
2187	PR	1446612	02/21/23		26871	Gardea Chaparro, Ivonne - Payroll Bi-Weekly-Direct Deposit 2/21/2023	-	1,087.96	10,565,138.25
2187	PR	1446635	02/21/23		26872	Gentle, Isabel - Payroll Bi-Weekly-Direct Deposit 2/21/2023	-	1,100.31	10,564,037.94
2187	PR	1446662	02/21/23		26873	Gentle, Joshua A. - Payroll Bi-Weekly-Direct Deposit 2/21/2023	-	1,299.25	10,562,738.69
2187	PR	1446688	02/21/23		26874	Gillihan, Jim W. - Payroll Bi-Weekly-Direct Deposit 2/21/2023	-	1,707.39	10,561,031.30
2187	PR	1446712	02/21/23		26875	Ginn, James E. - Payroll Bi-Weekly-Direct Deposit 2/21/2023	-	2,187.06	10,558,844.24
2187	PR	1446737	02/21/23		26876	Goodman, Laurie K. - Payroll Bi-Weekly-Direct Deposit 2/21/2023	-	1,143.24	10,557,701.00
2187	PR	1446769	02/21/23		26877	Gray, JT A. - Payroll Bi-Weekly-Direct Deposit 2/21/2023	-	1,555.39	10,556,145.61
2187	PR	1446800	02/21/23		26878	Guzzo, Nicholas R. - Payroll Bi-Weekly-Direct Deposit 2/21/2023	-	1,454.17	10,554,691.44
2187	PR	1446829	02/21/23		26879	Hall, Jace R. - Payroll Bi-Weekly-Direct Deposit 2/21/2023	-	2,260.67	10,552,430.77
2187	PR	1446852	02/21/23		26880	Hampton, Daniel A. - Payroll Bi-Weekly-Direct Deposit 2/21/2023	-	1,485.07	10,550,945.70
2187	PR	1446875	02/21/23		26881	Harper, Leslie R. - Payroll Bi-Weekly-Direct Deposit 2/21/2023	-	2,186.90	10,548,758.80
2187	PR	1446899	02/21/23		26882	Hlavacek, Evan - Payroll Bi-Weekly-Direct Deposit 2/21/2023	-	2,596.38	10,546,162.42
2187	PR	1446922	02/21/23		26883	Horstman, Stephen W. - Payroll Bi-Weekly-Direct Deposit 2/21/2023	-	4,188.29	10,541,974.13
2187	PR	1446945	02/21/23		26884	Huddleston, Michael B. - Payroll Bi-Weekly-Direct Deposit 2/21/2023	-	4,086.53	10,537,887.60
2187	PR	1446970	02/21/23		26885	Hutchison, Ethan K. - Payroll Bi-Weekly-Direct Deposit 2/21/2023	-	2,400.59	10,535,487.01
2187	PR	1446986	02/21/23		26886	Ingrao, Jory - Payroll Bi-Weekly-Direct Deposit 2/21/2023	-	2,150.90	10,533,336.11
2187	PR	1447009	02/21/23		26887	Isbell, Tienna B. - Payroll Bi-Weekly-Direct Deposit 2/21/2023	-	1,522.56	10,531,813.55
2187	PR	1447036	02/21/23		26888	Jacobson, Terrence L. - Payroll Bi-Weekly-Direct Deposit 2/21/2023	-	2,513.93	10,529,299.62
2187	PR	1447059	02/21/23		26889	Jimenez, Valentin - Payroll Bi-Weekly-Direct Deposit 2/21/2023	-	1,452.99	10,527,846.63
2187	PR	1447085	02/21/23		26890	Jones, Shaun D. - Payroll Bi-Weekly-Direct Deposit 2/21/2023	-	2,089.87	10,525,756.76
2187	PR	1447109	02/21/23		26891	Jordan, Tessa M. - Payroll Bi-Weekly-Direct Deposit 2/21/2023	-	1,188.70	10,524,568.06
2187	PR	1447134	02/21/23		26892	King, Jeremiah D. - Payroll Bi-Weekly-Direct Deposit 2/21/2023	-	2,569.77	10,521,998.29

**CAFMA-Central Arizona Fire and Medical**  
GL Account Ledger - Detail By Period  
2/1/2023 through 2/28/2023

Batch	Journal	Entry #	Date	Job	Document	Description	Debits	Credits	Balance
10.1100.0.0.000			CASH WITH YAVAPAI COUNTY (CONTINUED)						
2187	PR	1447162	02/21/23		26893	Kirk, Jaron J. - Payroll Bi-Weekly-Direct Deposit 2/21/2023	\$-	\$1,712.83	\$10,520,285.46
2187	PR	1447185	02/21/23		26894	Kline, Shyla E. - Payroll Bi-Weekly-Direct Deposit 2/21/2023	-	911.76	10,519,373.70
2187	PR	1447205	02/21/23		26895	Kohler, Travis W. - Payroll Bi-Weekly-Direct Deposit 2/21/2023	-	2,182.77	10,517,190.93
2187	PR	1447230	02/21/23		26896	Kontz, Andrew M. - Payroll Bi-Weekly-Direct Deposit 2/21/2023	-	1,380.06	10,515,810.87
2187	PR	1447256	02/21/23		26897	Kontz, Michael V. - Payroll Bi-Weekly-Direct Deposit 2/21/2023	-	2,363.11	10,513,447.76
2187	PR	1447276	02/21/23		26898	Krizo, Denise M. - Payroll Bi-Weekly-Direct Deposit 2/21/2023	-	1,064.34	10,512,383.42
2187	PR	1447300	02/21/23		26899	Kuykendall, Jeffery W. - Payroll Bi-Weekly-Direct Deposit 2/21/2023	-	4,006.21	10,508,377.21
2187	PR	1447323	02/21/23		26900	Legge, David B. - Payroll Bi-Weekly-Direct Deposit 2/21/2023	-	2,889.33	10,505,487.88
2187	PR	1447347	02/21/23		26901	Litchfield, Ronald K. - Payroll Bi-Weekly-Direct Deposit 2/21/2023	-	2,539.48	10,502,948.40
2187	PR	1447367	02/21/23		26902	Lopeman, Keith A. - Payroll Bi-Weekly-Direct Deposit 2/21/2023	-	2,142.81	10,500,805.59
2187	PR	1447388	02/21/23		26903	Lopez, Nelson P. - Payroll Bi-Weekly-Direct Deposit 2/21/2023	-	1,541.44	10,499,264.15
2187	PR	1447415	02/21/23		26904	Lund, Kyle L. - Payroll Bi-Weekly-Direct Deposit 2/21/2023	-	1,764.51	10,497,499.64
2187	PR	1447441	02/21/23		26905	Lynch, Peter J. - Payroll Bi-Weekly-Direct Deposit 2/21/2023	-	1,661.11	10,495,838.53
2187	PR	1447466	02/21/23		26906	Lys, Damian P. - Payroll Bi-Weekly-Direct Deposit 2/21/2023	-	3,454.33	10,492,384.20
2187	PR	1447489	02/21/23		26907	Madden, James P. - Payroll Bi-Weekly-Direct Deposit 2/21/2023	-	1,529.35	10,490,854.85
2187	PR	1447510	02/21/23		26908	Mauldin, Karen S. - Payroll Bi-Weekly-Direct Deposit 2/21/2023	-	2,148.69	10,488,706.16
2187	PR	1447534	02/21/23		26909	Mauldin, Mark E. - Payroll Bi-Weekly-Direct Deposit 2/21/2023	-	2,991.90	10,485,714.26
2187	PR	1447553	02/21/23		26910	Mayhall, Mathew T. - Payroll Bi-Weekly-Direct Deposit 2/21/2023	-	2,432.22	10,483,282.04
2187	PR	1447573	02/21/23		26911	Mazon, Joshua M. - Payroll Bi-Weekly-Direct Deposit 2/21/2023	-	2,159.00	10,481,123.04
2187	PR	1447599	02/21/23		26912	McCarthy, Nicholas A. - Payroll Bi-Weekly-Direct Deposit 2/21/2023	-	1,325.40	10,479,797.64
2187	PR	1447626	02/21/23		26913	McCarty, Daniel L. - Payroll Bi-Weekly-Direct Deposit 2/21/2023	-	4,106.84	10,475,690.80
2187	PR	1447651	02/21/23		26914	McFadden, Matthew C. - Payroll Bi-Weekly-Direct Deposit 2/21/2023	-	1,409.36	10,474,281.44
2187	PR	1447679	02/21/23		26915	McFadden, Michael J. - Payroll Bi-Weekly-Direct Deposit 2/21/2023	-	2,986.53	10,471,294.91
2187	PR	1447703	02/21/23		26916	McIntire, Jacob V. - Payroll Bi-Weekly-Direct Deposit 2/21/2023	-	1,473.59	10,469,821.32
2187	PR	1447728	02/21/23		26917	Merrill, Eric R. - Payroll Bi-Weekly-Direct Deposit 2/21/2023	-	3,097.75	10,466,723.57



**CAFMA-Central Arizona Fire and Medical**  
GL Account Ledger - Detail By Period  
2/1/2023 through 2/28/2023

Batch	Journal	Entry #	Date	Job	Document	Description	Debits	Credits	Balance
10.1100.0.0.000		CASH WITH YAVAPAI COUNTY (CONTINUED)							
2187	PR	1447756	02/21/23		26918	Mills, Brett S. - Payroll Bi-Weekly-Direct Deposit 2/21/2023	\$-	\$3,421.01	\$10,463,302.56
2187	PR	1447777	02/21/23		26919	Moore, Aaron J. - Payroll Bi-Weekly-Direct Deposit 2/21/2023	-	1,763.64	10,461,538.92
2187	PR	1447803	02/21/23		26920	Moore, Ryan T. - Payroll Bi-Weekly-Direct Deposit 2/21/2023	-	1,565.85	10,459,973.07
2187	PR	1447829	02/21/23		26921	Muniz, Thomas E. - Payroll Bi-Weekly-Direct Deposit 2/21/2023	-	2,714.60	10,457,258.47
2187	PR	1447849	02/21/23		26922	Murphey, Patricia D. - Payroll Bi-Weekly-Direct Deposit 2/21/2023	-	3,128.45	10,454,130.02
2187	PR	1447877	02/21/23		26923	Nall, William T. - Payroll Bi-Weekly-Direct Deposit 2/21/2023	-	1,452.73	10,452,677.29
2187	PR	1447903	02/21/23		26924	Nelson, Michael J. - Payroll Bi-Weekly-Direct Deposit 2/21/2023	-	1,699.34	10,450,977.95
2187	PR	1447930	02/21/23		26925	Niemynski, Doug T. - Payroll Bi-Weekly-Direct Deposit 2/21/2023	-	3,178.40	10,447,799.55
2187	PR	1447955	02/21/23		26926	Nolan, Jason K. - Payroll Bi-Weekly-Direct Deposit 2/21/2023	-	3,763.80	10,444,035.75
2187	PR	1447984	02/21/23		26927	Olson, Rick C. - Payroll Bi-Weekly-Direct Deposit 2/21/2023	-	5,160.23	10,438,875.52
2187	PR	1448011	02/21/23		26928	Overmyer, Titus C. - Payroll Bi-Weekly-Direct Deposit 2/21/2023	-	2,286.45	10,436,589.07
2187	PR	1448031	02/21/23		26929	Parra, Dustin A. - Payroll Bi-Weekly-Direct Deposit 2/21/2023	-	2,777.45	10,433,811.62
2187	PR	1448059	02/21/23		26930	Parra, Payton S. - Payroll Bi-Weekly-Direct Deposit 2/21/2023	-	1,832.59	10,431,979.03
2187	PR	1448078	02/21/23		26931	Peckham, Christopher D. - Payroll Bi-Weekly-Direct Deposit 2/21/2023	-	1,993.26	10,429,985.77
2187	PR	1448104	02/21/23		26932	Pena, Christopher D. - Payroll Bi-Weekly-Direct Deposit 2/21/2023	-	2,523.96	10,427,461.81
2187	PR	1448134	02/21/23		26933	Perez, Anthony R. - Payroll Bi-Weekly-Direct Deposit 2/21/2023	-	2,180.85	10,425,280.96
2187	PR	1448160	02/21/23		26934	Perkins, Shane M. - Payroll Bi-Weekly-Direct Deposit 2/21/2023	-	1,308.38	10,423,972.58
2187	PR	1448185	02/21/23		26935	Poliakon, Brett M. - Payroll Bi-Weekly-Direct Deposit 2/21/2023	-	2,721.55	10,421,251.03
2187	PR	1448207	02/21/23		26936	Pope, Michael V. - Payroll Bi-Weekly-Direct Deposit 2/21/2023	-	1,506.74	10,419,744.29
2187	PR	1448232	02/21/23		26937	Postula, Justin M. - Payroll Bi-Weekly-Direct Deposit 2/21/2023	-	2,275.02	10,417,469.27
2187	PR	1448255	02/21/23		26938	Postula, Karl A. - Payroll Bi-Weekly-Direct Deposit 2/21/2023	-	3,393.88	10,414,075.39
2187	PR	1448274	02/21/23		26939	Prange, Ross L. - Payroll Bi-Weekly-Direct Deposit 2/21/2023	-	3,113.95	10,410,961.44
2187	PR	1448299	02/21/23		26940	Pruitt, Robert E. - Payroll Bi-Weekly-Direct Deposit 2/21/2023	-	2,899.65	10,408,061.79
2187	PR	1448323	02/21/23		26941	Rafters, William C. - Payroll Bi-Weekly-Direct Deposit 2/21/2023	-	1,740.29	10,406,321.50
2187	PR	1448346	02/21/23		26942	Redfern, Joshua L. - Payroll Bi-Weekly-Direct Deposit 2/21/2023	-	1,562.50	10,404,759.00

**CAFMA-Central Arizona Fire and Medical**  
GL Account Ledger - Detail By Period  
2/1/2023 through 2/28/2023

Batch	Journal	Entry #	Date	Job	Document	Description	Debits	Credits	Balance
<b>10.1100.0.0.000</b>			<b>CASH WITH YAVAPAI COUNTY (CONTINUED)</b>						
2187	PR	1448375	02/21/23		26943	Reeves, Katherine D. - Payroll Bi-Weekly-Direct Deposit 2/21/2023	\$-	\$1,325.68	\$10,403,433.32
2187	PR	1448399	02/21/23		26944	Rendl, Robert A. - Payroll Bi-Weekly-Direct Deposit 2/21/2023	-	3,745.08	10,399,688.24
2187	PR	1448425	02/21/23		26945	Reyes, Adam N. - Payroll Bi-Weekly-Direct Deposit 2/21/2023	-	1,883.22	10,397,805.02
2187	PR	1448442	02/21/23		26946	Roberts, Jerry R. - Payroll Bi-Weekly-Direct Deposit 2/21/2023	-	2,117.83	10,395,687.19
2187	PR	1448469	02/21/23		26947	Rocha, Edgar O. - Payroll Bi-Weekly-Direct Deposit 2/21/2023	-	1,165.79	10,394,521.40
2187	PR	1448493	02/21/23		26948	Roche, Benjamin H. - Payroll Bi-Weekly-Direct Deposit 2/21/2023	-	1,966.38	10,392,555.02
2187	PR	1448516	02/21/23		26949	Rose, Cody S. - Payroll Bi-Weekly-Direct Deposit 2/21/2023	-	3,470.55	10,389,084.47
2187	PR	1448548	02/21/23		26950	Runo, Kyle E. - Payroll Bi-Weekly-Direct Deposit 2/21/2023	-	2,538.62	10,386,545.85
2187	PR	1448575	02/21/23		26951	Ryan, Keith M. - Payroll Bi-Weekly-Direct Deposit 2/21/2023	-	1,272.37	10,385,273.48
2187	PR	1448597	02/21/23		26952	Scaife, Domenic J. - Payroll Bi-Weekly-Direct Deposit 2/21/2023	-	3,233.22	10,382,040.26
2187	PR	1448623	02/21/23		26953	Schiffmacher, Gerald - Payroll Bi-Weekly-Direct Deposit 2/21/2023	-	1,827.48	10,380,212.78
2187	PR	1448645	02/21/23		26954	Schuster Jr., Alan J. - Payroll Bi-Weekly-Direct Deposit 2/21/2023	-	727.41	10,379,485.37
2187	PR	1448667	02/21/23		26955	Seets, James W. - Payroll Bi-Weekly-Direct Deposit 2/21/2023	-	2,194.89	10,377,290.48
2187	PR	1448693	02/21/23		26956	Sheldon, Wesley K. - Payroll Bi-Weekly-Direct Deposit 2/21/2023	-	2,002.08	10,375,288.40
2187	PR	1448714	02/21/23		26957	Sherman, Kylee N. - Payroll Bi-Weekly-Direct Deposit 2/21/2023	-	1,074.33	10,374,214.07
2187	PR	1448739	02/21/23		26958	Sims, Lacie J. - Payroll Bi-Weekly-Direct Deposit 2/21/2023	-	1,391.33	10,372,822.74
2187	PR	1448770	02/21/23		26959	Smith, Jacob A. - Payroll Bi-Weekly-Direct Deposit 2/21/2023	-	1,300.37	10,371,522.37
2187	PR	1448800	02/21/23		26960	Smith, Russell - Payroll Bi-Weekly-Direct Deposit 2/21/2023	-	4,127.13	10,367,395.24
2187	PR	1448825	02/21/23		26961	Smith, Travis L. - Payroll Bi-Weekly-Direct Deposit 2/21/2023	-	2,914.65	10,364,480.59
2187	PR	1448846	02/21/23		26962	Smith, Kristopher A. - Payroll Bi-Weekly-Direct Deposit 2/21/2023	-	1,539.92	10,362,940.67
2187	PR	1448872	02/21/23		26963	Snyder, Timothy E. - Payroll Bi-Weekly-Direct Deposit 2/21/2023	-	3,386.68	10,359,553.99
2187	PR	1448896	02/21/23		26964	Stewart, Jeff - Payroll Bi-Weekly-Direct Deposit 2/21/2023	-	1,925.39	10,357,628.60
2187	PR	1448921	02/21/23		26965	Stooks, Wallace C. - Payroll Bi-Weekly-Direct Deposit 2/21/2023	-	2,864.93	10,354,763.67
2187	PR	1448953	02/21/23		26966	Stretton, Garrett M. - Payroll Bi-Weekly-Direct Deposit 2/21/2023	-	1,733.76	10,353,029.91
2187	PR	1448976	02/21/23		26967	Tharp, David S. - Payroll Bi-Weekly-Direct Deposit 2/21/2023	-	3,484.65	10,349,545.26

CAFMA-Central Arizona Fire and Medical  
GL Account Ledger - Detail By Period  
2/1/2023 through 2/28/2023

Batch	Journal	Entry #	Date	Job	Document	Description	Debits	Credits	Balance
10.1100.0.0.000		CASH WITH YAVAPAI COUNTY (CONTINUED)							
2187	PR	1449003	02/21/23		26968	Thompson, Jacob S. - Payroll Bi-Weekly-Direct Deposit 2/21/2023	\$-	\$1,725.10	\$10,347,820.16
2187	PR	1449032	02/21/23		26969	Tillich, Timothy A. - Payroll Bi-Weekly-Direct Deposit 2/21/2023	-	1,507.97	10,346,312.19
2187	PR	1449056	02/21/23		26970	Trask, Ryan A. - Payroll Bi-Weekly-Direct Deposit 2/21/2023	-	3,553.20	10,342,758.99
2187	PR	1449082	02/21/23		26971	Trujillo, Erik J. - Payroll Bi-Weekly-Direct Deposit 2/21/2023	-	2,003.01	10,340,755.98
2187	PR	1449108	02/21/23		26972	Turner, Kenneth R. - Payroll Bi-Weekly-Direct Deposit 2/21/2023	-	2,650.76	10,338,105.22
2187	PR	1449128	02/21/23		26973	VanTuyt, Jonah D. - Payroll Bi-Weekly-Direct Deposit 2/21/2023	-	2,920.88	10,335,184.34
2187	PR	1449154	02/21/23		26974	Vanatta, Justin B. - Payroll Bi-Weekly-Direct Deposit 2/21/2023	-	2,924.77	10,332,259.57
2187	PR	1449177	02/21/23		26975	Viscardi, Karen W. - Payroll Bi-Weekly-Direct Deposit 2/21/2023	-	1,326.67	10,330,932.90
2187	PR	1449201	02/21/23		26976	Wagner, Adam D. - Payroll Bi-Weekly-Direct Deposit 2/21/2023	-	2,117.94	10,328,814.96
2187	PR	1449225	02/21/23		26977	Wagoner, Buddy R. - Payroll Bi-Weekly-Direct Deposit 2/21/2023	-	1,716.67	10,327,098.29
2187	PR	1449248	02/21/23		26978	Welch-Cornell, Jaime D. - Payroll Bi-Weekly-Direct Deposit 2/21/2023	-	1,549.24	10,325,549.05
2187	PR	1449270	02/21/23		26979	Wittenberg, David J. - Payroll Bi-Weekly-Direct Deposit 2/21/2023	-	2,322.26	10,323,226.79
2187	PR	1449299	02/21/23		26980	Zazueta, Robert P. - Payroll Bi-Weekly-Direct Deposit 2/21/2023	-	2,907.71	10,320,319.08
2207	CD	1458098	02/22/23		756743140	Cross Connections - Void Check CROCON	3,682.30	-	10,324,001.38
2207	CD	1458100	02/22/23		756743174	Tessco, Inc - Void Check TESSCO	3,751.51	-	10,327,752.89
2207	CD	1458095	02/22/23		756743895	Arizona Dept. of Public Safety - Void Check ARDEPU	44.00	-	10,327,796.89
2192	CR	1449351	02/27/23		0039417108	McRoberts, Steven & Elizabeth -	24.11	-	10,327,821.00
2192	CR	1449356	02/27/23		0510606153	Valadez, Armando -	474.59	-	10,328,295.59
2192	CR	1449357	02/27/23		0510606154	Bliss, Scott -	688.63	-	10,328,984.22
2192	CR	1449355	02/27/23		0510606155	Sims, Mike -	25.09	-	10,329,009.31
2192	CR	1449354	02/27/23		0510606156	Tucker, Michael -	660.13	-	10,329,669.44
2193	CR	1449367	02/27/23		16091	PLANS REVIEW -	308.00	-	10,329,977.44
2193	CR	1449366	02/27/23		16093	PLANS REVIEW -	308.00	-	10,330,285.44
2193	CR	1449368	02/27/23		16094	PLANS REVIEW -	308.00	-	10,330,593.44
2193	CR	1449372	02/27/23		16155	PLANS REVIEW -	332.00	-	10,330,925.44
2193	CR	1449369	02/27/23		16194	PLANS REVIEW -	458.00	-	10,331,383.44
2193	CR	1449370	02/27/23		16195	PLANS REVIEW -	125.00	-	10,331,508.44
2193	CR	1449371	02/27/23		16196	PLANS REVIEW -	433.00	-	10,331,941.44
2192	CR	1449352	02/27/23		2420	PACE ACADEMY -	104.55	-	10,332,045.99
2192	CR	1449353	02/27/23		318796	Town of Prescott Valley -	244.03	-	10,332,290.02
2195	CR	1449417	02/27/23		6570046399	TRAINING CLASSES -	50.00	-	10,332,340.02
2195	CR	1449415	02/27/23		9408128950	MISCELLANEOUS INCOME -	5,001.00	-	10,337,341.02
2195	CR	1449416	02/27/23		9408128951	MISCELLANEOUS INCOME -	7,001.00	-	10,344,342.02
2195	CR	1449413	02/27/23		CASH	CPR CLASS -	50.00	-	10,344,392.02
2195	CR	1449414	02/27/23		CASH	MISCELLANEOUS INCOME -	6,000.00	-	10,350,392.02
2194	CR	1449382	02/28/23		0069105198	SKYVIEW SCHOOL -	78.42	-	10,350,470.44

CAFMA-Central Arizona Fire and Medical  
GL Account Ledger - Detail By Period  
2/1/2023 through 2/28/2023

Batch	Journal	Entry #	Date	Job	Document	Description	Debits	Credits	Balance
10.1100.0.0.000		CASH WITH YAVAPAI COUNTY (CONTINUED)							
2194	CR	1449387	02/28/23		0510606412	POLACEK, JEFF -	\$1,539.89	\$-	\$10,352,010.33
2194	CR	1449383	02/28/23		16534	PINE-STRAWBERRY FIRE DISTRICT -	783.76	-	10,352,794.09
2194	CR	1449389	02/28/23		2365	DeJoria, Dana -	688.63	-	10,353,482.72
2194	CR	1449384	02/28/23		40429764	YAVAPAI CO SHERIFF'S OFFICE -	9,336.42	-	10,362,819.14
2194	CR	1449385	02/28/23		40429764	Yavapai Community Health Svcs -	432.00	-	10,363,251.14
2194	CR	1449388	02/28/23		4404	PRESCOTT AREA WILDLAND URBAN I -	3,051.00	-	10,366,302.14
2194	CR	1449380	02/28/23		5271007772	TRAINING CLASSES -	100.00	-	10,366,402.14
2194	CR	1449381	02/28/23		706103340	VERDE VALLEY FIRE DISTRICT -	1,576.77	-	10,367,978.91
2194	CR	1449386	02/28/23		75425	PAYSON FIRE DEPARTMENT -	940.48	-	10,368,919.39
2190	GJ	1449318	02/28/23		Fire Authority Fund	Fire Authority Funding	1,023,903.25	-	11,392,822.64
2189	GJ	1449317	02/28/23		General Fund	FY22 Trf Excess Funds to CapRes	-	1,425,101.00	9,967,721.64
2204	GJ	1457960	02/28/23		Treasurer Error	Treasurer Deposit In Error	200,888.46	-	10,168,610.10
CASH WITH YAVAPAI COUNTY TOTALS:							\$2,036,204.82	\$4,227,621.40	\$10,168,610.10
TOTAL OF LEDGER:							\$2,036,204.82	\$4,227,621.40	\$10,168,610.10

**CAFMA-Central Arizona Fire and Medical**  
GL Trial Balance Worksheet  
For The Period of 2/1/2023 through 2/28/2023

Account	Description	Balances				Adjustments
		Beginning	Debits	Credits	Ending	
10.1100.0.0.000	Cash with Yavapai County	\$12,360,026.68	\$2,036,204.82	\$4,227,621.40	\$10,168,610.10	
TOTALS:		<u>\$12,360,026.68</u>	<u>\$2,036,204.82</u>	<u>\$4,227,621.40</u>	<u>\$10,168,610.10</u>	

\* Inactive accounts are marked and appear in grey.

CENTRAL ARIZONA FIRE AND MEDICAL AUTHORITY  
PSPRS Contingency Reserve Fund FY 22-23

Date	Transaction	Debit	Credit	Balance
07/01/22	Beginning Balance			\$ 2,000,000.00
09/30/22	Interest Revenue - September, 2022	\$4,099.15		\$ 2,004,099.15
12/31/22	Interest Revenue - December, 2022	\$10,703.97		\$ 2,014,803.12

## SAMPLE

### Central Arizona Fire and Medical Authority

#### FIRE PROTECTION SERVICES AGREEMENT

This Fire Protection Agreement is made effective \_\_\_\_\_, between the Central Arizona Fire and Medical Authority, a political subdivision of the State of Arizona, hereinafter referred to as "AGENCY" and \_\_\_\_\_, hereinafter referred to as the "Applicant." The property under consideration is described as:

Street Address:

Mailing Address:

Contact Phone Number:

Yavapai County Assessor's Parcel Number:

IT IS THEREFORE MUTUALLY UNDERSTOOD AND AGREED AS FOLLOWS:

1) Purpose. AGENCY shall provide fire protection and limited emergency medical services under the terms of this Agreement.

2) Duration and Renewal. The effective term of this Agreement shall be from \_\_\_\_\_ through **June 30, 2019**. The provisions of this Agreement shall renew automatically on July 1 of each year for consecutive one-year terms, unless either party pursues termination of the Agreement pursuant to Paragraph 11.

3) Services Provided. Fire Suppression, Emergency Rescue, and limited Emergency Medical Services (collectively "Emergency Services") will be provided under this Agreement. Unless the Incident Commander (senior AGENCY Officer present) requests additional help, AGENCY shall provide a standard response as determined by AGENCY dispatch protocols on each emergency call from the Applicant, subject to conditions below.

It is intended that the Emergency Services provided under this Agreement shall be made available to the individuals residing at the property described in the Preamble above (the "Property") or invitees of said residents (collectively, "Service Recipients") in conjunction with the above-referenced Property irrespective of whether the Property is owner-occupied or leased. While the Applicant shall be responsible for all fees assessed under this Agreement, AGENCY also reserves the right to invoice any actual Service Recipient for the services provided under this Agreement, according to the fee schedule adopted by AGENCY, as amended from time to time. Said billing shall be in addition to the service fee charged under this Agreement.

In providing services under this Agreement, AGENCY reserves the right to involve such other jurisdictions and EMS or suppression service providers as it deems necessary, consistent with its then current protocol. No assurances are made as to



whether, or to what extent, any such third party providers will respond. Applicant and Service Recipients may be responsible for any additional charges assessed by such other service providers.

Applicant herein acknowledges that AGENCY alone will determine its response to any given incident and that AGENCY alone will determine the number of units and personnel responding to such incident. Applicant further acknowledges that such response is subject to, among others and without limitation, any unforeseen circumstance, a major fire, other accidents, conflicting concurrent calls, reduction in force, road closure, poor road conditions, acts of God, or other situations in which there is a shortage of manpower or equipment. Applicant understands that the response time will likely be extended beyond that which might be regularly expected elsewhere within the jurisdictional boundaries of AGENCY by reason of the distance to and isolation of the Applicant's Property, the limited manpower available, access limitations, road conditions, and the other calls within AGENCY that may take priority, and Applicant hereby consents to the same. In addition, Applicant acknowledges and agrees that AGENCY's response and effectiveness may be limited by a lack of adequate water supply.

Applicant acknowledges and agrees that AGENCY may, in its sole discretion, give priority to other emergency calls either within AGENCY's jurisdictional boundaries or outside AGENCY boundaries, potentially causing a delay in response time. Further, Applicant acknowledges and agrees that AGENCY may, in conjunction with any call to the Property, respond with insufficient equipment or manpower on occasion, either by reason of limited manpower, equipment availability, resource allocation, or by reason of the limited information having been made available to AGENCY in conjunction with the determination of the appropriate response.

Applicant hereby acknowledges that no assurances are given or warranties made as to the response time or service level that will be offered, and agrees to hold the AGENCY harmless from and indemnify AGENCY for any and all damages which might be incurred by Applicant, Service Recipient, to Applicant's Property or to any third party's property or person, including that of any Service Recipient, by reason of extended response times, reduced equipment or manpower response, the decision to involve other service providers, failure to involve other jurisdictions or service providers, AGENCY's decision to allocate resources elsewhere either inside or outside of AGENCY's jurisdictional boundaries, the allocation of manpower or equipment, or other operational decisions which might result in delay or additional loss of life or property.

Further, Applicant acknowledges and agrees that AGENCY shall not be liable for the negligent act or omission of any third party service provider. Applicant also agrees that AGENCY is under no obligation to transport any Service Recipient. Applicant acknowledges that AGENCY does not hold a Certificate of Necessity and does NOT provide ambulance or non-emergency transport services, and that transport services are typically provided through a third party. Applicant, Service Recipient, or both, shall be solely responsible for any and all expenses associated with any transport services utilized by either.

4) Response Time. AGENCY shall make reasonable efforts to respond to Applicant's emergency calls in a manner consistent with then-current agency protocol, subject to the terms and conditions set forth in this Agreement. Applicant hereby acknowledges that response times are subject to variations due to existing weather conditions, road conditions, travel distance, traffic conditions, property identification, conflicting responses, equipment and manpower availability or allocation, and access to Applicant's Property. Applicant acknowledges that because of the substantial distance involved, the minimum response time likely to be experienced by Applicant may exceed that of other recipients within the jurisdictional boundaries of AGENCY, and that no assurances are given by the AGENCY as to what ISO rating might apply to the Applicant's Property.

5) Routing Information. Applicant agrees that it shall provide AGENCY with current routing information to Applicant's Property in a form acceptable to AGENCY Fire Chief, and will endeavor to inform all occupants of subject Property of the proper procedures to follow in case of fire.

6) Access. Applicant hereby specifically acknowledges that standard access roads sufficient to allow AGENCY fire equipment to reach the scenes of emergency calls are a significant factor in AGENCY's ability to respond to emergency calls within a reasonable and expeditious time. If access roadways are not maintained by other public service agencies, the responsibility of providing and maintaining adequate access rests solely with Applicant. Applicant hereby agrees to hold AGENCY harmless from and to fully indemnify AGENCY for any liability or damages arising from any delay which might occur by reason of limited, inadequate or poorly maintained access, inadequate address or access description, or failure of Applicant or the Property to comply with applicable fire codes, building codes, zoning codes or recommendations or requirements made by any agency or AGENCY.

Applicant hereby grants to AGENCY the right of ingress and egress and to enter upon Applicant's Property for purposes of conducting inspections to determine accessibility, and to observe any other matters which may affect AGENCY's ability to provide services under this Agreement. Nothing herein shall be construed as requiring AGENCY to make any such inspection, or to require that AGENCY report to the Property owner in regard to any accessibility issues.

7) Compensation; Calculation; Payment. As consideration for AGENCY's provision of Emergency Services under this Agreement, Applicant shall pay to AGENCY a sum (the "Service Fee") equal to the amount which would be paid if the Applicant's Property was located in and taxable by the respective fire district (either the Central Yavapai Fire District or the Chino Valley Fire District) which would otherwise contract to provide such services to Applicant at that fire district's then current tax rate, any applicable bond debt servicing rates, plus an administrative fee equal to \$50.00 as modified from time to time. The Service Fee shall be owed to AGENCY by Applicant even if there is no current county tax assessed on the Property: by reason of the fact that the property is considered to be non-taxable; because no net assessed value has

been established; or for any other reason. In that event, for the purpose of calculating the Service Fee to be paid by the Applicant, 10% of the full cash value as indicated by the county assessor's office may be used as the assessed value, or if the full cash value is not available, the value of the property shall be established by way of appraisal conducted by a duly-licensed real estate appraiser provided by and solely at the cost of Applicant.

If the property is appraised, the assessed value will be 10% of the appraisal. The then current fire district tax rate shall be applied to said property value, plus any then-applicable bond debt service rates and an administrative fee equal to \$50.00. If for some reason the current assessed value information is unavailable, then the Service Fee under this contract, as renewed, will be equal to the Service Fee charged for the immediately preceding service year, plus 10%, until such time as the current property value information becomes available, at which time the fee for the then-current year shall be recalculated and an adjustment to the Service Fee made.

Payment shall be due when this Agreement is signed; alternatively, payment arrangements may be approved in the sole discretion of AGENCY for quarterly payments with the first payment being due and payable simultaneous with the execution of this Agreement and thereafter on the first day of each subsequent quarter. Any payment not received within 30 days of the due date will be considered in default and may result in the termination of this Agreement. For the initial term of the Agreement, the parties agree that the fee shall be \$«F17», but that such fee may be prorated (based on 12 months).

In the event of termination of this Agreement due to non-payment by Applicant of the agreed Service Fee within 30 days of due date, Applicant must reapply for Emergency Services pursuant to a new Agreement. In such event, the only option for payment under such new Agreement shall be for payment of all monies due in full at the time of execution of the new Agreement; other payment arrangements will only be considered upon renewal of the Agreement after completion of the initial term of the new Agreement.

The Service Fee paid to AGENCY by Applicant pursuant to this Agreement shall be considered earned by AGENCY when paid, and shall not be conditioned upon or modified by reason of the number of responses made by AGENCY to the Applicant's property during the term of this Agreement. While Applicant shall be responsible for all Service Fees assessed under this Agreement, AGENCY also reserves the right to invoice any actual Service Recipients for the services provided under this Agreement according to the then-current fee schedule adopted by AGENCY, as amended from time to time. Said invoice shall be in addition to any Service Fee due under the terms of this Agreement.

8) Insurance. Applicant shall provide AGENCY with a current certificate of liability and hazard insurance, together with the name and address of insurance agent, name of insurance company providing coverage, and insurance policy number.

9) Waiver and Disclaimer of Liability. Applicant agrees that AGENCY shall not be liable for any consequential damages to Applicant or any Service Recipient, including but not limited to any lost income or profits suffered by Applicant or any Service Recipient. In consideration of AGENCY's agreement to provide services under the terms of this Agreement, Applicant agrees to hold AGENCY harmless and hereby releases AGENCY from and indemnifies AGENCY for any and all claims, demands, liability and causes of action that may arise as a result of AGENCY providing the services described herein. Applicant specifically agrees to hold AGENCY harmless from, in addition to the foregoing, any claims, demands, liability or causes of action which might arise out of AGENCY's inability to provide, or any delay or limits in providing services, due in whole or in part to the conditions spelled out in Sections 3, 4, 5, and 6 of this Agreement.

10) No Third-Party Beneficiaries. This Agreement will be for the benefit of the parties named herein only and shall not be construed as having been entered into for the benefit of any third party.

11) No Warranties. Nothing herein shall be construed as a warranty by AGENCY against damages, whether to real property or personal property, which may result by way of fire, injury to a person, by accident or any other emergency occurring on Applicant's Property.

12) Limitation of Damages. In the event of breach or non-performance by AGENCY, Applicant's sole remedy shall be limited to the termination of this Agreement and refund of any unearned fees for that current contract year, the parties hereto having agreed that said fees are a reasonable amount of damages. This limitation of damages shall bind, without limitation, Service Recipients, family members, legal representatives, assigns and successors in interest of the Applicant. The waiver, hold harmless and indemnification provisions of this Agreement are for the benefit of AGENCY and shall survive the termination of this Agreement.

13) Termination. Either party may terminate this Agreement by thirty (30) days' written notice of termination delivered to the other party at these addresses:

For AGENCY:

Central Arizona Fire and Medical Authority  
8603 E. Eastridge Drive  
Prescott Valley, AZ 86314

For Applicant:

\_\_\_\_\_  
\_\_\_\_\_

In the event of termination of this Agreement after the Applicant has paid the required payment due for that term, AGENCY shall return funds to the Applicant prorated on a per day basis for the period after the date of termination.

In the event Applicant sells the subject property or otherwise disposes of the same, this Agreement will terminate immediately upon notification from the Applicant of same; provided, however, that the indemnification requirements imposed on Applicant under this Agreement for incidents occurring during the term of this Agreement shall survive the termination hereof. Nothing herein shall prevent AGENCY from negotiating a new emergency services Agreement with the new owner of the subject property.

14) Cancellation Due to Conflict. AGENCY may cancel this Agreement pursuant to the mandates of A.R.S. §38-511.

15) Severability. If any provision of this Agreement shall be held to be unconstitutional, invalid, or unenforceable, it shall be deemed severable; however, the remainder of the Agreement shall not be affected and shall remain in full force and effect.

16) Fire Code Compliance. Applicant hereby specifically acknowledges that all operations and activities, as well as new construction, and remodel of structures when applicable, will be in compliance with AGENCY's adopted Fire Code.

The undersigned warrants to AGENCY that the Applicant has the power to enter into this Agreement and that all necessary acts have been taken to enter into this Agreement.

APPLICANT

By \_\_\_\_\_  
Date

CENTRAL ARIZONA FIRE & MEDICAL  
AUTHORITY

\_\_\_\_\_  
Board Chair Date

ATTEST:

By \_\_\_\_\_  
Date

\_\_\_\_\_  
Board Clerk Date



**CENTRAL ARIZONA FIRE and MEDICAL AUTHORITY**  
**MAJOR CAPITAL ACQUISITION / REPLACEMENT SCHEDULE**

**UPDATED March 2023**

**Fiscal Year:**                      22-23    23-24    24-25    25-26    26-27    Notes

<b>APPARATUS- Type 1 Engines</b>	<b>Unit ID</b>	<b>TYPE</b>						
2006 Rosenbauer w/ CAFS 1500 GPM	104	E-551 Reserve			SURPLUS			
2008 Rosenbauer 1500 GPM	106	E-662 Reserve						
2006 Rosenbauer w/ CAFS 1500 GPM	105	E-57 Front Line			SURPLUS			
2007 Rosenbauer w/ CAFS 1500 GPM	107	E-540 Front Line						
2009 Rosenbauer 1500 GPM	108	E-51 Front Line	RESERVE				SURPLUS	
2010 Rosenbauer 1500 GPM	109	E-63 Front Line						
2013 Rosenbauer 1500 GPM	110	E-50 Front Line			RESERVE \$1,095,000			
2013 Rosenbauer 1500 GPM	111	E-59 Front Line				RESERVE \$1,138,000		
2016 Rosenbauer 1500 GPM	112	E-53 Front Line					RESERVE \$1,150,000	
2017 Rosenbauer 1500 GPM	113	E-62 Front Line						
2017 Rosenbauer 1500 GPM	114	E-54 Front Line						
2020 Rosenbauer 1500 GPM	115	E-58 Front Line						TBD
2020 Rosenbauer 1500 GPM	116	E-61 Front Line						TBD

<b>APPARATUS - Truck Co</b>	<b>New Unit ID</b>	<b>TYPE</b>						
2017 Rosenbauer		T-50						TBD
Aerial	200	Front Line						

<b>APPARATUS - Type 3 Engines</b>	<b>New Unit ID</b>	<b>TYPE</b>						
2013 Rosenbauer - Wildland Type 3 4x4, 750 GPM	301	E-55 Front Line						
2018 Rosenbauer - Wildland Type 3 4x4, 750 GPM	302	E-66 Front Line						TBD

<b>APPARATUS - Type 6 Engines</b>	<b>New Unit ID</b>	<b>TYPE</b>						
2000 Ford 550 4x4	601	P-52 Front Line						
2000 Ford F-350		P-63		REPLACE				

4x4	600	Front Line		\$144,814				
2000 Ford 550		P-57			REPLACE			
4x4	602	Front Line			\$152,054			
2007 Ford 550		P-59				REPLACE		
4x4	603	Front Line				\$167,641		
2007 Ford F-550		P-62				REPLACE		
4x4	604	Front Line				\$167,641		
2008 Dodge 5500		P-61					REPLACE	
4x4	605	Front Line					\$172,670	
2012 Dodge RAM 5500		P-54						TBD
4x4	606	Front Line						
2014 Ford 550		P-53						TBD
4x4	607	Front Line						
2019 Dodge Ram 5500								TBD
4x4	608	Front Line						

<b>APPARATUS- Water Tenders</b>	<b>New Unit ID</b>	<b>TYPE</b>						
1980 AutoCar		WT-57					REFURBISH	
3600 Gal.	400	Front Line					\$150,000	
1980 AutoCar		WT-54				REFURBISH		
3600 Gal.	401	Front Line				\$150,000		
1994 Ford L9000		WT-63			REPLACE			
4000 Gal.	402	Front Line			\$393,928			
1999 Central States		WT-53						TBD
3500 Gal.	403	Front Line						
2002 Central States		WT-51						TBD
3600 Gal.	404	Front Line						
2008 Rosenbauer		WT-62						TBD
3400 Gal.	406	Front Line						
2008 Rosenbauer		WT-61						TBD
3400 Gal.	405	Front Line						
2011 Rosenbauer		WT-59						TBD
3500 Gal.	407	Front Line						
2013 Rosenbauer		WT-52						TBD
1800 Gal.	408	Front Line						
2013 Rosenbauer		WT-56						TBD
1800 Gal.	409	Front Line						
New WT - New Station		Projected						TBD
3500 Gal.								

<b>APPARATUS - Support Units</b>	<b>New Unit ID</b>	<b>TYPE</b>						
1997 Ford Van		Rescue		SURPLUS				
Rescue - Reserve	700	Reserve						
1991 Ford Utility		TRT-58	REPLACE	REPLACE				
Vehicle	701	Front Line	\$200,000	\$200,000				
2002 Ford Truck		Rescue		SURPLUS				TBD
Rescue - Reserve	702	Reserve						



2015 HAZ MAT Response		75/58						TBD
Joint PFD Funding	704	HAZ MAT						
2012 International Rosenbauer		UT-61						TBD
Utility Vehicle	705	Front Line						
2008 Chevy		R-53		RESERVE				
Rescue	708	Front Line						
2020 Ford F-450		R-62						TBD
Rescue	709	Front Line						
2020 Ford F-450		R-58						TBD
Rescue	710	Front Line						

<i>APPARATUS - UTV's</i>	<b>New Unit ID</b>	<b>TYPE</b>						
2004 Bobcat		CARTA						TBD
UTV	800							
2010 Polaris Razor		Tech Serv						TBD
UTV - Tracks	801							
2018 Polaris Ranger		Station 50						TBD
UTV	803	Ops						
2020 Polaris Ranger		Station 61						TBD
UTV	804	Ops/WLD						
2021 Polaris Ranger		540						
UTV	805	Ops/WLD	\$28,350					
2022 Polaris Ranger		Station 63						
UTV	806	Ops/WLD	\$28,350					
Utility Trailer		Station 61						
For UTV	1011	Ops/WLD						
Utility Trailer		540						
For UTV	1012	Ops/WLD	\$5,000					

<i>APPARATUS - Other Equipment</i>	<b>New Unit ID</b>	<b>TYPE</b>						
2010 Diesel Forklift		CARTA						TBD
Gradall - Extended	900							
2010 Electric Forklift		CARTA						
Nauman Hobbs	901							
2017 Propane Forklift		Warehouse						TBD
Toyota	903							
Scissor Lift and Trailer		Facilities						TBD
Facilities Maintenance	902							
2020 Propane Forklift		Facilities						
Toyota	904							

<i>STAFF VEHICLES - Admin</i>	<b>New Unit ID</b>	<b>TYPE</b>						
2023 Chevy Traverse - New		Community						
AWD		Relations		\$50,000				
2008 Toyota Highlander								
	556	Admin						TBD

<b>STAFF VEHICLES - Chiefs</b>	<b>New Unit ID</b>	<b>TYPE</b>						
2019 Chevy Impala		Fire Chief						
	587	Admin						
2019 Chevy Impala		ADM Chief						
	588	Admin						
2021 Chevy Tahoe		OPS Chief						
4x4	505	Front Line						
2021 Chevy Tahoe		P&L Chief						
4x4	506	Front Line						

<b>STAFF/SUPPORT VEHICLES - CARTA</b>	<b>New Unit ID</b>	<b>TYPE</b>						
2020 Dodge 2500 4X4		Trng Chief						
Ram Truck	501	Front Line						TBD
2019 Dodge 2500 4X4		Trng Capt						
Ram Truck	519	Front Line						TBD
2004 Ford F-250		CARTA						TBD
4x4	538	Fuel Truck						RESERVE

<b>STAFF VEHICLES - Facilities</b>	<b>New Unit ID</b>	<b>TYPE</b>						
2012 Dodge		Fac'l Tech						
4 x 4	565	Front Line			\$55,000			
2020 Dodge 2500 4X4		Fac'l Mngr						
Ram Truck	502	Front Line						

<b>STAFF VEHICLES - EMS</b>	<b>New Unit ID</b>	<b>TYPE</b>						
2013 Chevy Tahoe		EMS Cptn.						
4x4	572	Front Line			\$55,000			
2019 Chevy Traverse		Comm. CEP						
AWD	518	Front Line						

<b>STAFF VEHICLES - Fleet</b>	<b>New Unit ID</b>	<b>TYPE</b>						
2018 Dodge 2500		Fleet						TBD
4x4	585	Manager						
2010 Chevy 2500		Mech. 51						
4x4	561	Front Line			\$55,000			
2007 Dodge 2500		Mech. 52						
4x4	555	Front Line				\$60,000		
2019 Dodge 2500		Mech. 53						
4x4	554	Front Line						
2020 Dodge 2500		Mech 54						
4x4	504	Front Line						

<b>STAFF/SUPPORT VEHICLES - Operations</b>	<b>New Unit ID</b>	<b>TYPE</b>						
2010 Chevy Tahoe		Station 53			SURPLUS			
2 WD	560	Ops			\$50,615			

2013 Chevy 2500		Batt 3		RESERVE				
4 x 4	571	Front Line		\$90,000				
2020 Chevy 2500		Batt 6						
4x4	500	Front Line						

<b>STAFF VEHICLES - Prevention</b>	<b>New Unit ID</b>	<b>TYPE</b>						
2022 Dodge Ram		Prev. 52						
4x4 2500	582	Front Line						
2022 Dodge Ram		Prev. 54						
4x4 2500	583	Front Line						
2010 Chevy Tahoe		Prev. 51		RESERVE				
4 x 4	559	Front Line		\$60,000				
2016 Chevy Tahoe		Prev. 5						TBD
4x4	581	Front Line						
2010 Chevy Tahoe		Prev. 53		RESERVE				TBD
4x4 Truck	559	Front Line		\$60,000				

<b>STAFF VEHICLES - Tech Services</b>	<b>New Unit ID</b>	<b>TYPE</b>						
2022 Dodge Ram		Tech Mngr						
4 x 4 2500	577	Front Line						
2010 Dodge Ram		Radio Tech				RESERVE		
4 x 4	562	Front Line				\$60,000		
2015 Dodge Ram 2500		Radio Tech					RESERVE	
4x4	579	Front Line					\$60,000	
2015 Chevy Silverado		IT Tech						
4x4 (Yavapai County Vehicle)	576	Front Line						

<b>STAFF/SUPPORT VEHICLES - Warehouse</b>	<b>New Unit ID</b>	<b>TYPE</b>						
2020 Dodge Ram 2500		Whse Mngr						
4x4 Truck	503	Front Line						
1996 Dodge		Warehouse						
1 Ton 4x4	508	Delivery						
2004 Ford F-250		Warehouse		SURPLUS				
4x4	543	Front Line						

<b>STAFF/SUPPORT VEHICLES - Wildland</b>	<b>New Unit ID</b>	<b>TYPE</b>						
2003 Ford F-250	537	Batt 3 / LM		SURPLUS				
4x4		Reserve		\$60,000				
2006 Ford F-150	549	Batt 6 /LM		SURPLUS				
4x4		Reserve		\$60,000				
2009 Dodge Ram 2500	558	Wildland				RESERVE		
4x4		2nd Out				\$66,000		
2019 Dodge Ram 2500 PW	557	Wildland						
4x4		1st Out						
2023 Dodge Ram 2500 - New		Wildland						

4x4		1st Out						
-----	--	---------	--	--	--	--	--	--

<i>STAFF VEHICLES - Reserves</i>	New Unit ID	TYPE						
2013 Chevy Tahoe		Reserve						
4x4	570							
2007 Chevy Tahoe		Reserve						
4 x 4	550							
2005 Ford F-150		Reserve	SURPLUS					
4 x 4	545							

<i>STAFF VEHICLES - Surplus</i>	New Unit ID	TYPE						
2003 Ford F-250	537	Batt 3 / LM						
4x4		Reserve						
2006 Ford F-150	549	Batt 6 /LM						
4x4		Reserve						
2004 Ford F-250		Warehouse						
4x4	543	Front Line						

<i>STATIONS/FACILITIES</i>							<i>Total</i>
Station 63	St. 63	\$800,000					
Station 59 apparatus building	St. 59		\$350,000				
New Station	St.		\$0	\$0	\$0	\$0	\$0
Parking lots		\$100,000					
Extrication Tools		\$28,547	\$30,000	\$30,831			
TIC replacement Plan		\$21,218		\$22,660			
Communications/IT		\$150,000					
Move Up Software (Deccan)			\$70,000				
Opticom Equipment - New		\$140,000	\$0	\$0			
Radio Equip for new engines			\$30,000			\$15,000	
Radio Equip for new Brush Trucks				\$12,000			
Radio Equip for new Non-Ops Staff Vehicles		\$7,500	\$6,000	\$6,000	\$6,000		
Radio Equip for new Ops Staff Vehicles			\$19,500		\$14,000		
Station Generators		\$67,500	\$55,000				

Operating Budget Expenditures	\$845,000	\$1,000,000	\$1,200,000	\$1,400,000	\$1,600,000
Capital Res. Acct. Expenditures	\$791,465	\$507,114	\$791,742	\$494,846	\$15,201
EXPENDITURE TOTAL	\$1,636,465	\$1,507,114	\$1,991,742	\$1,894,846	\$1,615,201
Capital Reserve Balance	\$7,766,236	\$7,499,771	\$7,517,657	\$7,250,914	\$7,281,069
Projected Contribution/Distrib.*	(\$266,465)	\$17,886	(\$266,742)	\$30,154	\$509,799
CAPITAL RESERVE TOTAL	\$7,499,771	\$7,517,657	\$7,250,914	\$7,281,069	\$7,790,868

**Replacement Guidelines:**

The fleet is evaluated on an annual basis to determine which vehicles, due to their current usage, condition and projected future use, need to be replaced. (Minimum 10 years of front line)

Staff vehicles are expected to serve in front line capacity for 160,000 miles.

\*Assumes a \$500,000 per year contribution and \$25,000 per year interest earning minus the projected Capital Reserve Account Expenditures.