

AGENDA

**Central Arizona Fire and Medical Authority
Central Arizona Fire and Medical Authority Board of Directors
CA Regular Meeting
Monday, May 22, 2023, 5:30 pm - 6:30 pm
Central Arizona Fire and Medical Authority, Administration, 8603 E. Eastridge Drive,
Prescott Valley**

NOTICE OF MEETING

Pursuant to A.R.S. § 38-431.02, notice is hereby given to the members of the Central Arizona Fire and Medical Authority Board of Directors and the general public that the **Central Arizona Fire and Medical Authority** will hold a meeting open to the public on **Monday, May 22, 2023 at 5:30 p.m.** The meeting will be held at **Central Arizona Fire and Medical Authority, Administration, 8603 E. Eastridge Drive, Prescott Valley, Arizona.** The Board may vote to go into Executive Session on any agenda item, pursuant to A.R.S. §38-431.03(A)(3) for discussion and consultation for legal advice with Authority's Attorney on matters as set forth in the agenda item. The following topics and any variables thereto, will be subject to Board consideration, discussion, approval, or other action. All items are set for possible action. Members may attend in person or via remote methods of communication.

1. CALL TO ORDER / ROLL CALL OF BOARD MEMBERS
2. PLEDGE OF ALLEGIANCE
3. CORRESPONDENCE AND PRESENTATIONS

A. Letters from the Public and Board Recognition

4. REPORTS

Reports are informational only. Any item articulated in the reports is subject to clarification, discussion, and direction by the Board; no action will be taken.

A. Board Member Reports

B. Division Reports

5. CALL TO THE PUBLIC

In accordance with A.R.S. §38-431.01(H) the Central Arizona Fire and Medical Authority Board has decided to allow public comments as time permits. Those wishing to address the Board regarding an issue within the jurisdiction of this public body may do so by completing a *Call to the Public* form and submitting it to Staff. Speakers are limited to three (3) minutes, but may submit written comments for Board records. Call to the Public shall not exceed 30 minutes per meeting. Board members shall not discuss or take legal action on matters raised during an open call to the public, but may ask Staff to review a matter or may ask that a matter be placed on a future agenda.

6. CONSENT AGENDA

All matters listed under consent agenda are considered to be routine by the Central Arizona Fire and Medical Authority Board and will be enacted by one motion. There will be no separate discussion on these items. Any item may be removed by a Board member and will

be considered separately for motion, discussion, and action.

- A. Approve Joint Budget Work-Study Minutes - April 17, 2023
 - B. Approve Regular Session Minutes - April 24, 2023
 - C. Approve General Fund Financial Statements
 - D. Approve Fire Protection Agreements: Nielson
7. OLD BUSINESS
- A. Discussion Regarding Ambulance Certificate of Necessity (CON)
8. NEW BUSINESS
- A. Discussion Regarding Fire Chief's Evaluation
9. ADJOURNMENT

Disabled persons needing reasonable accommodations should call 928-772-7711 prior to the scheduled meeting.



Darrell Tirpak, Fire Marshall
Central Arizona Fire
8603 E. Eastridge Drive
Prescott Valley, AZ 86314

May 10, 2023

Re: The Pines at Prescott Valley

Darrell,

I would like to take this opportunity to express my sincere gratitude to you and your team for your exceptional efforts in assisting us with the critical inspections yesterday. Your willingness to go above and beyond in providing the necessary attention and time to help us maintain progress on our project is greatly appreciated.

I understand that the recent transition of your team to P.V. Fire presented a significant challenge but I am impressed by the proactive and solution-oriented approach that you and your staff have taken. Your dedication to finding solutions is a testament to your commitment to our shared core value of prioritizing the health and safety of our residents and staff.

As we near the finish line of this project, I want to emphasize how much we value your cooperation, guidance, expertise, and unwavering determination to get the job done. Thank you once again for your outstanding support.

Z.....

This is a sample of
over 50 thank you
cards/letters received
from Franklin
Phonetic Elementary
School regarding the
Ocotillo Fire.



Dear fire fighter
Thank you for
all that you
did for my

family.

you are my
hero.

Love, Gwen

Thank
You!

Dear Fire fighter,
Thank you for
all that you did
for the Axe family

Thank you for
saving stuff.
Riker

Dear Firefighters,



_____ Thank you so much for saving people, _____

_____ animals, and forests. I don't know what the society and town would do without you. _____

_____ You guys have saved so many things you should be proud of what a difference you have made _____

_____ in this little town. You have made this little town safe for everyone. Thank you so _____

_____ much. Keep doing what you are doing, and good job. ♥ _____

Sincerely,

Courtney Barreto 5th grade Franklin _____

Dear Firefighters,



It's great when you save
people from fires and rescue animals. Maybe
I can be a firefighter to one day. Firefighters
save a lot of people you guys save
families.

Sincerely,

Dominic Cavazos 5th grade Franklin

Dear Firefighters,



Thank you for all that you have
done. I really much appreciate you guys. especially
because you are helping a family. what you
do means so much. I really can't thank you
enuff and also thank you for taking time out
of your work day and coming to our classroom.
Thank you for your service.

Sincerely,

Meleah Brown

Dear Firefighters,



Thank you for your service and

helping the fire families I appreciate your hard work.

You guys inspired me to be a firefighter. What

you do means so much.

Sincerely,

Richie Noller



DIVISION REPORTS

REPORTED TO THE
CENTRAL ARIZONA FIRE AND MEDICAL AUTHORITY
BOARD OF DIRECTORS

Chief's Report

By Fire Chief Freitag

My apologies for missing the board meeting this month. I'm currently in Washington DC for the Congressional Fire Service Institute (CFSI). This is when fire chiefs from around the country gather in our Nations Capitol to speak with lawmakers about funding for SAFER and AFG Grants, the National Fire Academy, wellness programs, as well as programs and monies specific to local needs. Our Arizona contingent will be pushing for additional funding towards wildfire response, as well as increased funding for mitigation projects.

Messaging for the upcoming budget continues to go well. Folks I've been able to speak seem to understand the challenges we face and have been supportive of our need to add personnel, and eventually stations.

The budget appropriation at the state for \$150 million to help fund public safety was cut to \$5 million. These monies will be managed by DFFM through a grant program. We may ask for monies for a training captain, or, if that doesn't fit the grant requirements, we may seek funding for two additional pick-ups. At least one of the trucks would be used as an alternative response vehicle.

On Friday, May 12 I spoke at the Yavapai College Firefighter I and II graduation ceremony held at CARTA. It was good to meet some of the new recruits entering the job market. Twelve recruits graduated and I would anticipate at least five of them will apply for CAFMA. I've heard some good feedback about a number of the graduates and hope they do well in our process.

I will be signing up as part of a local Prescott area chiefs' team to support the special Olympics. This means I will be fund raising throughout the year before our team repels off a 27-story building in Phoenix. I have no idea why I thought this would be a good idea, other than Chief Amy Bonney agreed to do it and I couldn't let her go it alone. No one has fallen off the building yet, so it should be safe...

Our staff has been very busy with testing and recruiting for open positions. The engineer's test was recently completed and two promotions we made. Our captain's testing has concluded; however, the Chiefs interviews will not be scheduled until the review and grievance periods are closed. HR and training are now gearing up for the battalion chiefs test in August.

In addition, we have been recruiting for the open HR specialist spot. We do have a position that will be open by the end of the week in administration, and we have a spot open in prevention since Jamie left. Those positions may be posted in July, but it remains a work in progress.

I'd like to congratulate Engineer Jake Brunk and his wife for welcoming twins into their family. Additionally, Katie and Isabell in finance both had their babies within the last couple weeks. FYI, finance is going to be short staffed for a few months. Fortunately, we have Shelly part-time, and Logan is now on-board full-time.



DIVISION REPORTS

REPORTED TO THE
CENTRAL ARIZONA FIRE AND MEDICAL AUTHORITY
BOARD OF DIRECTORS

Senior staff continues to work on projects and plans for the upcoming fiscal year, as well as working on things that need to be closed out by the end of this fiscal year.

Our leadership team facilitated strategic planning session will be held on June 5 from 1300-1700. This session is for staff to take all the feedback and turn it into goals and objectives. Once we have a good draft, we will circulate it to everyone for review before moving onto a final draft.

EMS Chief Niemynski has had good response to his call for paramedic students. We increased our overall number from three total participants to two per shift (6) going into next year. In recent years, we had difficulty getting two people interested in participating. This time we filled all spots and have a waiting list. This is great news! We are staffed with paramedics, however looking at attrition over the next five years, it was important that we start adding more medics today to avoid a potential shortage later.

We continue to meet with our labor partners on a regular basis. Things seem to be going well.



DIVISION REPORTS

REPORTED TO THE
CENTRAL ARIZONA FIRE AND MEDICAL AUTHORITY
BOARD OF DIRECTORS

Administration

By Assistant Chief Tharp

We have been working with the Industrial Commission of Arizona (ICA) and the Governor's Office of Strategic Planning and Budgeting (OSPB) to obtain our ARPA (America Rescue Plan Act) federal funding of our COVID related expenses. Though we were allocated \$20 million for fire districts, and this was primarily accomplished with a focus to cover the significant monetary increases to our Worker's Compensation claims and premiums with an assessment for the end of plan year 2023, we have not had any distributions to date. As we have mentioned before, there has been significant scrutiny towards fire district distributions because of how the CARES Funding and ARPA funding was distributed to Counties, Towns, Cities, Schools and others – without any real accountability, and those agencies are now being audited. Those two groups have recently decided that based on the 144 fire districts in the state and on a percentage of total dollars assigned, each fire agency will have an "allotment" of funds that they can maximally request. Their recommendation is that personnel costs can be submitted for those from March 1, 2021, to date that 50% of their efforts were directed to COVID. We are asking for some clarification and anticipating that we will be audited as well but have not found a lot of answers for now. We are working to compile our request and though it will not be directed specifically at Worker's Compensation premiums, we are hopeful that we can recuperate some of the COVID costs that affected CAFMA.

Additionally, we are working on an annexation issue stemming back to last year. After consulting with our Yavapai County Assessor's Office and our GIS/Mapping contact with Yavapai County (Tyler), Mayer Fire District annexed in properties that were right across Highway 69 from our jurisdiction but about 3 miles from their district boundaries. While logistically, there may be a question as to how they will provide the fire service, that will be between the property owners and the Mayer Fire District.

However, as our discussion continued with Yavapai County, we posed a question because we noted in ARS §48-262 C., that a contiguous boundary could be established by using "*land that is owned by or under the jurisdiction of the United States government, this state or any political subdivision of this state*". Normally, we use federal lands (FS, BLM, etc.) and state lands for establishing whether a single parcel annexation is possible based on a contiguous boundary to our fire districts. However, we are asking for clarification – can we also use "any political subdivision"? – meaning any school districts, college district, special district, or even sheriff district to affect a contiguous boundary for annexation?

There are 250+ private fire protection contracts that we manage and collect essentially the same fees as if they were paying fire district taxes for fire/ EMS protection. However, we have explained to all 250+ single parcel owners that they are not eligible for annexation because they do not border a fire district, federal or state land. However, if we can use political subdivision borders, then almost all of the parcels would be eligible for annexation and services (that we already provide). It would just allow significantly more flexibility in the single parcel annexation process. We have requested a legal interpretation from our attorney and asked for clarification from the Department of Revenue. We will keep you apprised of developments.



DIVISION REPORTS

REPORTED TO THE
CENTRAL ARIZONA FIRE AND MEDICAL AUTHORITY
BOARD OF DIRECTORS

April 2023 RECORDS REQUESTS

Record Type	Received	Pending
EMS	2	0
Environmental	4	0
Fire	4	4
Incident	1	0
Public Record	2	0
Totals	13	4



DIVISION REPORTS

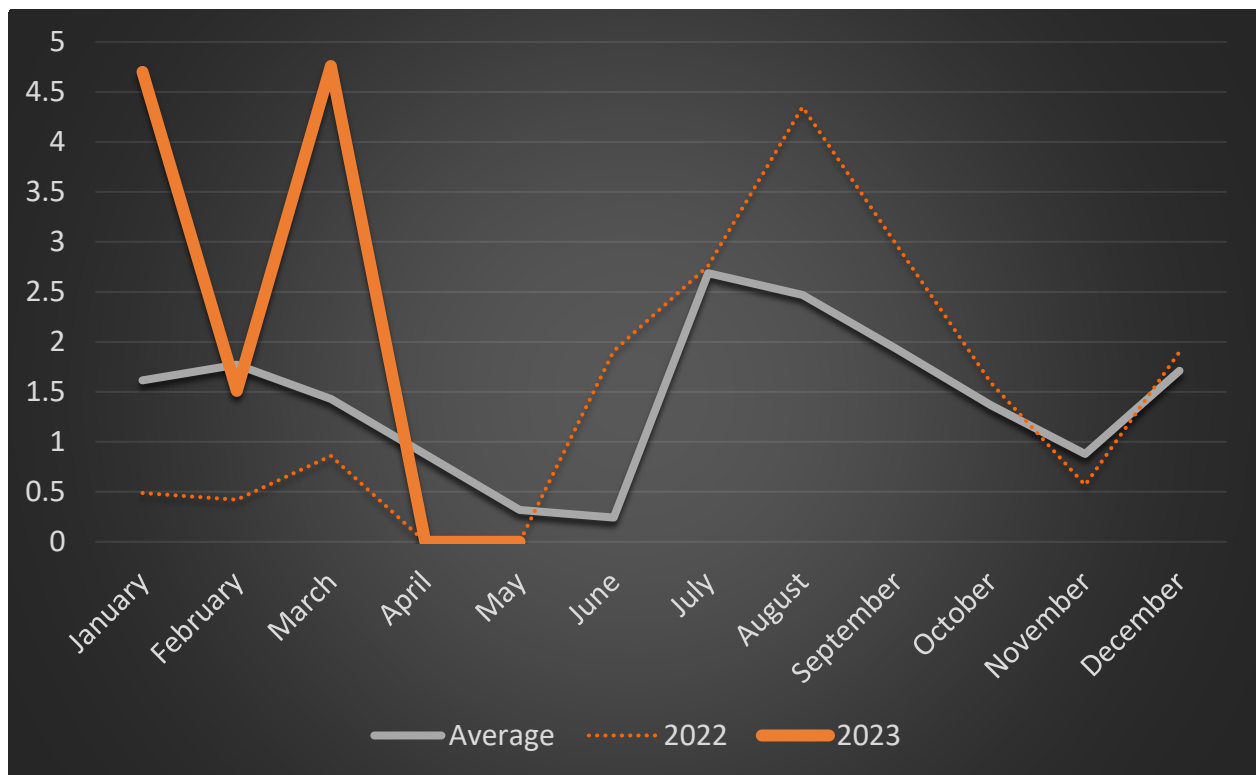
REPORTED TO THE
CENTRAL ARIZONA FIRE AND MEDICAL AUTHORITY
BOARD OF DIRECTORS

Operations

By Assistant Chief Feddema

The calls for service have remained steady and we continue to monitor response times, engine reliability, along with the call volume each month. While we are always at risk of wildland fires in Central Arizona, we have not had a significant start in our area at this time. We had had a number of small wildland fire that have been contained fairly quickly. It is typical to see fires early in the season in southern Arizona; however, most of these have been contained. We are seeing fire activity pick up and we are increasing the availability of resources to send off-district. According to the Prescott National Forest's most recent update, there have been 11 human caused fires that have been contained to 5 acers or less. Below is a chart for the precipitation in the Prescott National Forest for this year and last year.

Prescott National Forest Precipitation



Note: Precipitation Graph courtesy of the Prescott National Forest

We are wrapping up the quarterly training that we conduct with the Prescott Fire Department. They have been focusing their training on fighting wildland fires and conducting their recertification training. The joint training is an excellent way to coordinate our firefighting activities with the Prescott Fire Department and ensure we are operating in a similar way. The Quarterly Training is taught by Training Officers from both agencies who dedicate their time to help with the instruction. This is something that both agencies have been able to maintain for over 20 years.



DIVISION REPORTS

REPORTED TO THE
CENTRAL ARIZONA FIRE AND MEDICAL AUTHORITY
BOARD OF DIRECTORS

We are also wrapping up a very busy month with other training activities. We concluded the captain's promotional exam and everyone did very well. We had 6 evaluators from around the state that came in to support the test as evaluators. We use outside evaluators to help grade the candidates and provide an outside perspective for one of the most important positions in the organization. The Training Division is also wrapping up several large classes that include the swiftwater training we conduct annually and the Technical Rescue Technician class. This class had students from multiple agencies and was taught by instructors from CAFMA and PFD.



DIVISION REPORTS

REPORTED TO THE
CENTRAL ARIZONA FIRE AND MEDICAL AUTHORITY
BOARD OF DIRECTORS

EMS Report

By EMS Chief Niemynski

CAFMA transported 4 patients in our Rescues during the month of April 2023. The total number of Rescue transports from 7/1/21 – 5/10/2023 equals 316 times. CAFMA continues to send in our paramedics on BLS ambulances. As of 5/10/2023 we have sent in a paramedic over 3361 times to support a BLS ambulance from AMR and a small number of Priority ambulances since 7/1/2021. This is something we will continue to do as it is what is best for our citizens.

On April 10th we began running our co-staffed Rescues with Priority EMTs and CAFMA medics on Rescue 58 and Rescue 62. There has been a bit of a learning curve, but everyone seems to like having the units available 24/7 to respond. PRCC is struggling getting these units assigned as closest unit and we continue to work to rectify this issue.

AZDHS has given each region a \$100,000 grant towards sending people to EMT or paramedic class. In the Northern Region we identified the need is overwhelming for paramedics. CAFMA will put in for a portion of this educational funding. We hope to send 6 students to the August paramedic class at Yavapai College. We also put in for the 2 current students that are in the middle of paramedic school right now. We won't know what CAFMA's portion of the grant will be until Northern Arizona EMS council knows the total number of paramedic students that applied for funding.

NAEMS did award CAFMA a grant that funded the purchase of 5 stair chairs to be placed on our Rescues. These stair chairs allow a patient to be carried in a seated position down a flight of stairs etc. They are very useful tools that really help when you cannot get a gurney near the patient.



DIVISION REPORTS

REPORTED TO THE
CENTRAL ARIZONA FIRE AND MEDICAL AUTHORITY
BOARD OF DIRECTORS

Planning and Logistics By Assistant Chief Rose

COMMUNITY RELATIONS

Spring is an excellent time for community events in the Quad Cities! CAFMA's participated in numerous events the in the last month or so, including the Firefighter Angel Pancake Breakfast in Chino Valley and Prescott Valley, Badges and Bobbers, the Wildfire Expo, Dewey-Humboldt Firewise Wildfire Safety event, Prescott Valley Team Up to Clean Up, and the 45th Annual Prescott Valley Days. That's just to name a few - and there are more to come!

CAFMA's been in the news several times since the Board last met, including being twice featured on AZ Family Channel 3. Topics included Fire Ops 101, CAFMA's adoption of the Naloxone Leave Behind Program, and our region's ongoing ambulance issues. We also highlighted the following safety messages on social media: grilling safety, wildland fire safety, how to safely dry, store, and dispose of stain-soaked rags, and the importance of effective CPR.

We'll begin accepting applications for firefighter on June 5, 2023. We all want high quality candidates that are a good cultural fit for our organization, so I encourage all to follow us on social media and interact with our posts so that you don't miss any hiring posts and can easily share the information. Spread the word, starting June 5, 2023, CAFMA's hiring firefighters!

FACILITIES

Our Facilities Manager Eric Crossman recently had shoulder surgery and is expected to be out of commission for 3-4 weeks before he can come back to work on light duty. In the meantime, Andrew Deering has been holding up the fort and keeping busy.

We currently have the remodel of the north side of station 63 in progress. This work should be completed by July 1. The generator that will be placed at station 63 has been removed from Spruce Mountain tower site and take to Fleet for an annual inspection and necessary repairs.

The install of the new diesel-powered generator on Spruce Mountain will take place on Tuesday, May 16. This will be the last tower site generator upgrade that we need to make for a while. Having this new generator will allow our folks to have remote access to the unit and know when it runs, for how long, and if there are any faults in the unit. Another large benefit to this unit is that it will run off of diesel rather than the previous unit that ran off of propane. We have had issues in the past during winter months when the tanks needed to be filled, but the propane truck could not access the site because of the amount of snow on the mountain.

FLEET

Projects:

New Type 1 Engines:



DIVISION REPORTS

REPORTED TO THE
CENTRAL ARIZONA FIRE AND MEDICAL AUTHORITY
BOARD OF DIRECTORS

All three of the new pumpers have been delivered to the Fleet Division. These are labeled and decaled for stations 51, 54 and 62. Mechanic Kohler has been assisting Tech Services Tony Frazier on the radio, headset and MDT install. Along with this equipment the new Opticom system is also being installed and wired into the apparatus. The first unit is nearing completion on this stage of the in-service work. Travis and Tony will continue with the same install on the next two units. This work alone is about a week and a half per a unit. The interior roof upholstery is all removed along with the dash assembly in order to install all the necessary equipment. Fleet has been working closely with members of the Apparatus and Equipment committees to come up with a suitable plan for equipment placement on these new vehicles. Once a firm plan has been made, the other mechanics will work on fabrication of brackets along with modifications to the compartments, so all emergency equipment is securely mounted in appropriate locations. With these being a new build, this will take some additional time to come up with a plan, but after the first unit is completed the other two should move quickly. I will keep you updated on this report through the process.

Staff Vehicles:

The four trucks for Fire Prevention are awaiting camper shells and slide out units. These units are on order and about 5 weeks out along with appropriate lighting and other equipment. Decals have been made up and these should be installed soon.

Opticom:

As stated earlier the install of the Opticom system on the new engines is in progress. We continue to perform installs on other units as they come into fleet. The party in charge of the traffic light installs has let us know that their install is under way. We will be testing the system on Hwy 89 through Chino Valley soon.

Maintenance and Repair:

As always Fleet has been very busy on routine services and repair work. Front line engines are caught up with engines 63 and 59 leaving the shop this last week. The wild land fleet has been in for services and or repairs before the season gets rolling. We recently had Mechanic Schiffmacher in the field performing some routine repairs to the water tenders and Brush trucks.

Updates:

We recently had visitors from Arizona Fire Medical up for a tour of our Fleet Facility. It seems that a lot of Fire entities are looking at ideas for their relative fleet divisions. It's a good feeling to know we are used as a model for them. A lot of discussion came up about how much work we do in house and why we went that direction with fleet. The struggles that we face with workload and budgeting for new apparatus seem to be the top priorities for other fire agencies as well. We had a good discussion with these folks and hopefully they walked away with some new ideas for their fleet division.



DIVISION REPORTS

REPORTED TO THE
CENTRAL ARIZONA FIRE AND MEDICAL AUTHORITY
BOARD OF DIRECTORS

PREVENTION

The Fire Prevention Division has been on the move. We have made several positive changes to Image Trend and other areas in our division. Below is a list of everything we have had an impact on this last month.

Training

- Jim Madden attended FI-210 Wildland investigator course
- Jim Madden and Darrell Tirpak will attend Curriculum Vittae for Fire Investigators on May 22
- Kevin O'Neil and Darrell Tirpak are attending an online Fire Plan Review Course
- Carrie Johnson and Kevin O'Neil have submitted applications to NFA for Fire Investigator I & II

Image Trend

- Fire Investigation Module is up and running (we will adjust as we go)
- Susanne has enhanced our inspection module in several different areas
- We are currently working on an inspection district plan (this will allow us to capture our business and we will be more proficient)

Community Education

- Smoke detector walk is scheduled for September (still working out details)
- Fire prevention has attended several events this past month
- AZ Burn foundation donated 3k Milo & Moxie safety books

Fire Prevention

- 238 Fire Inspections
- 71 Construction Inspections
- 2 Defensible space assessments
- 6 Special Event Inspections
- 2 Fire Investigations
- 41 Plan Reviews

Other

- Compliance Engine set to go live June 1, 2023. This will greatly enhance our abilities to track inspections at businesses conducted by local companies. This program is at no cost to CAFMA; rather, the cost is paid by the business to the company doing the inspections.
- Multiple Fire Marshal meetings throughout the district

TECHNICAL SERVICES

- **New Engines:** Tony Frazier has been hard at work with the team at fleet to get our technology outfitted in the engines. Tony and Titus Overmyer has been trying to purchase some alternate equipment as some of our equipment is backordered for a number of months. Supply chain issues are continuing to make certain purchases rather difficult.



DIVISION REPORTS

REPORTED TO THE
CENTRAL ARIZONA FIRE AND MEDICAL AUTHORITY
BOARD OF DIRECTORS

- **Modernized Station Alerting Project:** Dave Legge, Tony Frazier, and myself met with the CAFMA and PFD chiefs at the end of April to discuss forming a group to undergo a modernized station alerting project. This project will help to ensure that both our agencies are on the same page and ensure that we can successfully navigate the complexities of a project of this scale.
- **GIS User Group:** Michael Freeman attended a GIS user group meeting in Camp Verde the week of May 8th. He was asked to share his insight into GIS and next-generation 911 response at the next meeting.
- **Spruce Mountain Generator:** Tony Frazier and Dave Legge have been working with Facilities on a new generator that is scheduled for installation at our Spruce Mountain communications site on May 16th. This upgrade will help to ensure that mission critical communications stay online in the event of a power outage / event.
- **YCSO Jail:** Dave Legge and Tony Frazier are continuing their work with Yavapai County and the City of Prescott as they prepare to open the new justice center. They performed additional testing for the City of Prescott on May 11th and will be installing the new radio system sometime in June or early July.

WAREHOUSE

Since the hard freeze was implemented on May 1st, the Warehouse Division has been tying up the loose ends in purchases. We have only made purchases that have been necessary. All unnecessary spending has been halted. In addition, we spent the month of April boosting inventory on items that could possibly come up during the last 2 months of the fiscal year. This should help curb any spending for needs that could arise.

The plan for hose testing beginning in May is still on schedule. Although we did have to push it back a couple of weeks, we are still looking at beginning with Engine 58 in the last week of May.

We will coordinate with the battalion chief and engine company to facilitate this.

The warehouse division has set a meeting with the current mask fit testing person from operations. We look to begin taking over this process in June. We will work diligently to bring everyone up to current. We will create a process and schedule, to somehow fit this additional work into our current work week.

We have been trying to work out the resupply challenges with Rescue 58 and Rescue 62. With this being new to all of us, we have had some challenges to work through in restocking each of these units since they are now running significantly more calls being jointly staffing with Priority Ambulance folks. We are working on a solution in this as quickly as possible.

The Warehouse Division has been keeping current with all cycle counts each week. With the fiscal year-end inventory coming next month, we want to make sure everything is as accurate as possible.



DIVISION REPORTS

REPORTED TO THE
CENTRAL ARIZONA FIRE AND MEDICAL AUTHORITY
BOARD OF DIRECTORS

Training **By Training Chief Parra**

We began May with two 3-day swiftwater rescue training events. We had 16 CAFMA employees attend the training that was focused on Engine Company swiftwater rescue. While we do not have a large amount of water flowing through our area on a regular basis, it is the flash flooding that creates the greatest danger associated with swiftwater rescue. Other areas of the United States that have rivers that run through populated areas also have bridges. Since most of the waterways in our area are dry for the majority of the year, we have low water crossings that create a significant exposure to the public when there is a lot of precipitation. The training was designed to help CAFMA personnel understand their abilities and limitations while operating in and around the water.

We hosted the Engineer Academy once again this year. The training sold out very quickly and went very well. 6 of the 25 Firefighters that attended the training were from CAFMA. As part of the credentialing, we collaborated with the following agencies to provide certificates for this academy: Yavapai College, the Arizona Center for Fire Service Excellence (AZCFSE), as well as our insurance provider, VFIS.

The Training division has been working with HR for our captain promotional testing process. The test was completed over a two-day span which included CAFMA's five-part assessment center. The process was a success with many qualified candidates to fill upcoming vacancies.

Other events on our calendar include:

- Fire ops 101
- CPR
- BLS training
- EMS run review
- HAZMAT IQ
- TRT 5-week course



DIVISION REPORTS

REPORTED TO THE
CENTRAL ARIZONA FIRE AND MEDICAL AUTHORITY
BOARD OF DIRECTORS

Labor Report

By Chapter VP Shaun Jones

As we approach the next fiscal year and finalization of the new budget, we are working with Senior Staff to educate our membership on the talking points of our tax rate increase. This will help us navigate conversations with friends, family, and the public during our daily operations.

For the past few months, there has been a lot of focus on preparing for promotional processes. Members have also been attending various training courses including the Engineer's Academy and Swift Water Rescue which was held in Durango Colorado. We are also, working with Senior staff on future recruitment of personnel. We look forward to the upcoming recruitment process and hope to attract some great candidates to increase our effective workforce.

PFFA Legislative work:

Wins:

HB2028 – Lowers Tier 2 to 7.65% (same as other members)

HB2446 – Cleans up language for Fire Authorities to receive marijuana tax money

Losses:

SB1172 – Fire District bonding limitation

HB2023- \$150 million public safety appropriation was reduced to \$5 million.

Respectfully,

Shaun Jones,
CAFMA Chapter VP



DIVISION REPORTS

REPORTED TO THE
CENTRAL ARIZONA FIRE AND MEDICAL AUTHORITY
BOARD OF DIRECTORS

Response Report

By GIS | Records Management Specialist Freeman

Land Area: 369 sq. miles Population: ≈106,500 Fire Stations: 10 Full-Staffed

Responses in District

TOTAL FIRE INCIDENTS	21
STRUCTURE FIRE	1
STRUCTURE FIRE; CONFINED	0
MOBILE HOME/PORTABLE BLDG	2
VEHICLE FIRE	2
BRUSH/GRASS/WILDLAND FIRE	12
TRASH FIRE/OTHER	4
<i>Fire is 1.82% of call volume</i>	
TOTAL RESCUE & EMS	787
<i>EMS is 68.14% of call volume</i>	
OVERPRESSURE / OVERHEAT	0
HAZARDOUS CONDITION	6
SERVICE CALL	209
GOOD INTENT	93
FALSE ALARM/OTHER	39
<i>Other is 30.04% of call volume</i>	
TOTAL INCIDENTS IN DISTRICT	1,155
INCIDENT RESPONSES BY CAFMA	1,293
TYPE-1 UNIT RESPONSES BY CAFMA	1,439

Fire Loss Summary

Residential Fire Loss	\$339,803
Commercial Fire Loss	\$25,800
Vehicle Fire Loss	\$2,000

Top 5 Call Types

724	EMS
109	Assist Invalid
62	Public Service
57	Cancelled en Route
26	Medical Assist

Average total # of calls per day	38.50
Average fire calls per day	0.70
Average EMS calls per day	26.20
Average all other calls per day	11.60

Call Volume at PRCC

	Month	Year-to-Date
PFD	841	3,360
CAFMA	1,155	4,648
GCFD	11	42
OD	7	39
WKFD	5	9

Unit Responses

Unit	District	Total	Move Up
E50	135	138	24
E51	22	181	36
E53	202	204	5
E540	45	48	15
E54	134	136	0
E57	38	41	3
E58	173	177	0
E59	143	148	1
E61	117	121	9
E62	148	159	13
E63	53	53	46
TR50	9	11	0
B3	36	43	0
B6	26	28	0
Rescues	20	21	0

Calls by Municipality

Calls in Town of Chino Valley	199
Calls in Town of Prescott Valley	623
Calls in Town of Dewey-Humboldt	50
Calls in District, Unincorporated Areas	283
Calls Out of District	7

Aid Agreement Summary

Aid Given to Prescott	150
Aid Received from Prescott	77
Aid Given to WVFD	0
Aid Received from WVFD	2
Mutual Aid Given	0
Mutual Aid Received	0

MINUTES
Central Yavapai / Chino Valley / Central Arizona Fire and Medical
Budget Work Study
Monday, April 17, 2023, 2:00 pm - 4:00 pm
Central Arizona Fire and Medical Authority, Administration, 8603 E. Eastridge Dr.,
Prescott Valley

In Attendance

Andy Reinhardt; Carrie Zambrano; Cyndy Dicus; Dave Tharp; Denise Krizo; Gayle Pickett; Lorette Stewart; Matt Zurcher; Pete Gordon; Rick Anderson; Scott A Freitag; Susanne Dixon

Not In Attendance

Dave Dobbs

1. CALL TO ORDER / ROLL CALL OF BOARD MEMBERS - CHINO VALLEY FIRE DISTRICT
Chair Dicus Called the Chino Valley Fire District meeting to order at 2:00 p.m.
2. CALL TO ORDER / ROLL CALL OF BOARD MEMBERS - CENTRAL YAVAPAI FIRE DISTRICT
Chair Zurcher called the Central Yavapai Fire District meeting to order at 2:01 p.m.
3. CALL TO ORDER / ROLL CALL OF BOARD MEMBERS - CENTRAL ARIZONA FIRE AND MEDICAL AUTHORITY
Chair Zurcher called the Central Arizona Fire and Medical Authority meeting to order at 2:01 p.m.
4. PLEDGE OF ALLEGIANCE
Chair Zurcher led the Pledge of Allegiance.
5. PRESENTATIONS
 - A. United Yavapai Firefighters Local 3066: Wage and Benefits for Fiscal Year 2024
This item was addressed out of order.

IAFF United Yavapai Firefighters Local 3066 Vice President Shaun Jones joined the meeting at 2:20 p.m.

Local 3066 Vice President Shaun Jones stated that there were some big asks in the budget this year, with a much-needed increase in Paramedic pay. He commented that he is very grateful for all of the work put into the budget and added that he is very happy with the outcome.

B. Budget Work Study

Chief Freitag reminded the Boards that we have some challenges regarding staffing and equipment. Per previous Board direction, we have included some of those items in the budget this year. He added that he has been out speaking with community leaders, and while no one loves tax increases, they have been very supportive. He has provided them with three years of projections. He also reminded the Board that when new development comes to the area, we begin providing support services 2 to 2.5 years before those properties hit our tax rolls.

Chief Freitag commented that the number of personnel included in the budget projections will likely not be enough personnel, based on information recently provided by key developers in our area. We will likely have to build and staff two stations, rather than one. He stated that he has planted the idea that we will have to obtain general obligation bonds in order to build infrastructure. Overall, we have covered the bases we need to cover, and provided as much information as we can. One commercial property owner replied that based on our ISO rating, if we make no changes, property insurance rates will certainly increase more than the tax rate increases their tax bill.

Director Reinhardt asked what the 10-cent evaluation represented. Chief Tharp replied that it is .10 per one hundred dollars. Director Reinhardt inquired if the tax rate increase would generate the same amount as if Proposition 310 had passed. Chief Freitag explained that Prop 310 would have generated approximately \$7.2 million, this tax rate increase will net approximately \$1 million.

Director Gordon asked if there was an opportunity to educate the general tax-payer public regarding the rate increase. Chief Freitag answered that we will be meeting to discuss what engagement would be appropriate, and will be creating a one-page document for our members to use as talking points. He added that we do plan to engage the general community in small-group settings.

Director Pickett stated that no one is ever happy with tax increases, but sometimes you have to do what you have to do. Chief Freitag agreed and affirmed that we have to make a change in order to keep up with demand.

Chair Zurcher shared a copy of the Assessor's notice for his home to illustrate what the tax rate increase will do for his tax bill.

Director Pickett asked if any of the developers Chief Freitag has spoken with would consider donating land when we need to build stations. Chief Freitag answered in the affirmative. He added that there is also community support for starting new programs such as a Cadet program, which will help with recruitment.

Director Reinhardt asked if the Town of Prescott Valley could designate some of the impact fees they collect to go towards a fire station. Chief Freitag replied, no; the impact fees they collect go towards roads, public services, and other infrastructure.

Local 3066 Vice President Shaun Jones joined the meeting at 2:20 p.m.

Chair Zurcher referred back to Presentations, Item A and invited Vice President Jones to address the Boards.

Chief Tharp shared that the budget before the Boards today is the eighth version, and reminded them that this year is a zero-based budget. He further explained how he and Chief Rose go through the process, the various items they review, and added that all requests considered were valid.

Chief Tharp provided a brief Budget 101 explanation as part of his budget presentation. He further explained our Net Assessed Valuation (NAV) history, and discussed the method we use to forecast our NAV annually. He repeated the sentiment that if we were collecting taxes based on the full-cash value, we likely would not need to raise taxes.

Chief Tharp stated that when projecting expenditures, going out beyond three years gets fuzzy, and commented that as we add Operations positions, we will also need to add Non-Operations positions.

Chief Freitag commented that we are looking to add two Operations positions in addition to the seven personnel requested through two Staffing for Adequate Fire and Emergency Response (SAFER) grants. He stated that he expects to receive letters of support from local elected officials regarding our grant application.

Director Gordon asked for clarification of the amount needed for our Capital Reserve account; Chief Tharp answered that \$14 million is the long-term goal, as the recommendation is to have 50% of our Maintenance and Operations (M&O) budget in reserve.

Chief Freitag commented on the upcoming Wage and Benefit Study, noting that in the past, we have compared ourselves to municipalities, however, we have found it difficult to do as municipalities have numerous sources of income. He cautioned the Boards to be mindful that when looking at municipal fire departments, you are not figuring in costs for Human Resources, and legal expenses which are built in to municipal costs.

Director Reinhardt asked for clarification of expenses labeled "Insurance and Retirement"; Chief Freitag stated the retirement portion is Public Safety Personnel Retirement System (PSPRS) and Arizona State Retirement System (ASRS), and reminded the Boards that we recently refinanced our PSPRS unfunded liability.

Chief Tharp encouraged the Boards to give attention to the summary of the budget, and to be familiar with why certain items have increased significantly. He added that the increase in supplies and other costs are directly related to inflation. He further noted that as our personnel costs increase, our contingency increases as well.

Chief Tharp reminded the Boards that the Central Yavapai and Chino Valley budgets are separate, however, there is not a lot there, as most of their revenue funds CAFMA; the CAFMA budget has more detail.

Chief Freitag acknowledged that most of the area growth and our needs for additional resources is within the Central Yavapai Fire District, and suggested that we will have to look at changing the equity split at some point. He added that we may be able to merge the entities at some point in the future.

Director Reinhardt questioned how much of the new Community Relations position is paid for by Chino Valley District vs. Central Yavapai District. Chief Freitag answered that those amounts are in the budget, and no portion of any position is paid for by either entity specifically. Chief Tharp added that we do analysis at the end of each year, and we are trending more toward a 90-10 split. Chief Freitag added that PSPRS funding issues make it even more complicated to divide the equity between the two districts.

Director Gordon clarified that the tax increase in the previous year was a negotiation between the Boards in order to cover the Cost of Living Adjustment (COLA). Chief Tharp confirmed. Director Gordon remarked that he sees the savings benefits to both entities. Chair Zurcher added that last year was the first year Chino Valley was able to raise their tax rate, and during his tenure, we haven't gone over a 3-cent tax increase.

Chief Tharp highlighted that the Certificates of Participation have helped our PSPRS unfunded liability status, and pointed out that PSPRS forecasted a 7% return, but in reality, came in at -.04%. He highlighted some additional challenges, including the paramedic pay increase and the employee related expenses (EREs) associated with that. Chief Freitag added that a new paramedic wage scale will be added if this budget is approved. He stated that with the increase, we will be more competitive; our proposed wage is a little lower than other local providers, but when you add the EREs and benefits we offer, we are even or come out ahead.

Chief Tharp moved on to Post Employment Health Plan (PEHP) explaining that we currently pay 1% for each employee, and if approved, it will increase to 2%. He then highlighted some additional expenditure increases, largely due to inflation, including fuel costs, property and casualty insurance, and legal expenses.

Chief Tharp covered tax rate projections, from 2019 through the next three years, and explained that we make these projections based on what we know today. Obviously, we can't anticipate every possible change in legislation or area growth.

Chief Freitag added that the proposed new training position is so vital, as we have found it very challenging to hire the number of people we need. Having that position will give us the opportunity to create the Cadet program.

Chief Tharp stated that even with these increases, both organizations have capacity; we have intentionally kept our rates below the cap.

Chief Freitag noted that most of our tax revenues are from commercial properties, and gave the example that the taxes collected from an average home will pay for fuel in an engine for about one month.

Director Reinhardt questioned why it takes 2-years for property taxes to catch up. Chief Tharp explained that property cannot be assessed until it is "turn-key". Depending on when construction is completed in relation to when assessments are made, it could be upwards of 2-3 years for the property to show up on our tax roll.

Chief Tharp clarified that we are also not collecting tax based on the Full-Cash Value (FCV), but are restricted to the Limited Property Value (LPV). Chief Freitag commented that we need more commercial properties, and stated that organizationally, we will continue to remain active in groups like the Prescott Valley Economic Development Foundation (PVEDF) so we can stay in touch with what is going on in the community.

Director Gordon asked how many personnel we would be looking for if we are given our Certificate of Necessity (CON). Chief Freitag stated that we would look for two employees per unit, so twelve in total.

Director Gordon then observed that we are obligated to provide services, whether we are collecting revenue for them or not, i.e., tourists, development that has not been assessed yet, and questioned if we could add some education on those things to our community outreach efforts. Chief Freitag stated that there have been some efforts already, the information is out there, but no one is paying attention to it.

Chair Zurcher asked what direction Staff will be looking for at the meeting next week. Chief Tharp answered that the Board can provide any direction, whether to increase or decrease the tax rate; however, the budget cannot be increased once the tentative budget is approved in May.

Chair Zurcher stated that what sticks out to him most about the budget this year is that everyone is in agreement, Staff and Labor, and thanked both for working so well together.

Director Anderson expressed that he sees the increase to Paramedic pay as a correction rather than a raise. Chief Freitag agreed and thanked him for the perspective.

6. ADJOURNMENT

The Joint Budget Work Study was adjourned at 4:00 p.m.

Move: Rick Anderson Second: Gayle Pickett Status: Passed

Yes: Cyndy Dicus, Matt Zurcher, Pete Gordon, Lorette Stewart, Rick Anderson, Carrie Zambrano, Gayle Pickett, Andy Reinhardt

MINUTES
Central Arizona Fire and Medical Authority Board of Directors
Regular Meeting
Monday, April 24, 2023, 5:00 pm - 6:00 pm
Central Arizona Fire and Medical Authority, Administration, 8603 E. Eastridge Dr.,
Prescott Valley

In-Person Attendance

Dave Dobbs; Dave Tharp; Denise Krizo; Gayle Pickett; Lorette Stewart; Matt Zurcher; Rick Anderson;
Scott A Freitag; Susanne Dixon

Remote Attendance

Nicolas Cornelius

1. CALL TO ORDER / ROLL CALL OF BOARD MEMBERS

Chair Zurcher called the meeting to order at 5:00 p.m.

2. PLEDGE OF ALLEGIANCE

Chair Zurcher led the Pledge of Allegiance.

3. CORRESPONDENCE AND PRESENTATIONS

A. Presentation from CAFMA Chapter of Local 3066 – Wage and Benefits

Local 3066 Vice President Shaun Jones asked if the Board had any questions related to their budget requests this year. The Board had no questions.

Vice President Jones added that the Fire Ops 101 program presented last weekend was successful.

B. Letters from the Public and Board Recognition

There were no additional comments.

4. REPORTS

A. Board Member Reports

There were no reports given.

B. Division Reports

Chief Freitag shared that he met with a professor from Northern Arizona University today. The Board of Regents is doing a recruitment and retention study; when they learned of our attainable housing challenges, they added a study to address that as well. He said that this professor was also very interested in our Cadet program, and has offered assistance with some of the training, and with looking for funding sources for the scholarships. He noted that we cannot afford to put the Training Captain position in

place in the next fiscal year, but he and Chief Feddema will look into grant opportunities.

Chief Freitag also reported that Fire Ops 101 went very well last weekend, and we hope to have more participants next year. He thanked the Union for their role in running the program.

5. CALL TO THE PUBLIC

There were no public comments.

6. CONSENT AGENDA

- A. Approve Regular Session Minutes - March 27, 2023
- B. Approve Executive Session Minutes - March 27, 2023
- C. Approve General Fund Financial Statements
- D. Approve Fire Protection Agreements: Koorennny, Pierce
- E. Approve Policy Amendments: Policy 610 Performance Evaluations

Motion to approve Consent Agenda.

Move: Rick Anderson Second: Dave Dobbs Status: Passed

Yes: Dave Dobbs, Matt Zurcher, Lorette Stewart, Rick Anderson, Gayle Pickett

7. OLD BUSINESS

- A. Discussion Regarding Ambulance Certificate of Necessity (CON)

Chief Freitag reported that our application that was submitted in October, 2021, is still pending, and we have not received any status update from the Bureau of Emergency Medical Services (EMS). He added that our Certificate of Necessity (CON) attorney suggested they might be sitting on our application due to our recent conversations with the Attorney General regarding the gift clause issues we are dealing with.

Chair Zurcher confirmed that Scottsdale Fire Department was going through the same process. Chief Freitag answered in the affirmative, stating that no one was going to intervene, and they may get their CON before we get ours.

Chief Freitag reminded the Board that one ambulance company is now stating that it is their corporate policy to not disregard when the unit has been cancelled. They are now racing through our jurisdiction, potentially endangering lives.

8. NEW BUSINESS

A. Discussion and Possible Approval of Fire Inspector III Position

Chief Freitag stated that this moves the Assistant Fire Marshal position to a Fire Inspector III; there is not a need for the additional supervisory position.

Motion to approve Fire Inspector III Position.

Move: Rick Anderson Second: Dave Dobbs Status: Passed

Yes: Dave Dobbs, Matt Zurcher, Lorette Stewart, Rick Anderson, Gayle Pickett

B. Discussion and Direction to Staff Regarding the Budget Process and Draft Budget Update

Chief Tharp stated he is open to any direction from the Board.

Chief Freitag asked Directors Dobbs and Stewart if we should bring an additional option to the Chino Valley board as well. Director Stewart answered that bringing another option, similar to request made by the Central Yavapai Fire District Board of an additional 1-2 cent increase, would be good.

9. ADJOURNMENT

Motion to adjourn at 5:14 p.m.

Move: Gayle Pickett Second: Lorette Stewart Status: Passed

Yes: Dave Dobbs, Matt Zurcher, Lorette Stewart, Rick Anderson, Gayle Pickett

CENTRAL ARIZONA FIRE AND MEDICAL AUTHORITY
GENERAL FUND BANK RECONCILIATION APRIL, 2023

Reconciliation:	
Beginning Balance:	\$ 8,355,799.05
Fire District Deposits:	\$ 53,796.92
Interest Revenue	\$ -
Transfer In: Fire Authority Funding	\$ 790,399.58
Disbursements:	\$ (2,131,137.85)
Other:	\$ -
Other:	\$ -
Ending Balance:	\$ 7,068,857.70

Difference Between Balances: \$ -

Bank Statement Balance:	
Balance Per Bank:	\$ 7,081,510.35
Outstanding Checks:	\$ (12,652.65)
Outstanding Deposits:	\$ -
Outstanding Payroll Direct Deposit:	\$ -
Ending Balance:	\$ 7,068,857.70

G/L Ending Balance: \$ 7,068,857.70

\$ 7,068,857.70

Deposits Per Bank Statement:	
Fire District Deposits:	\$ 53,796.92
Interest Revenue:	\$ -
Transfer In: CHINO Fire Authority Funding	\$ 163,938.07
Transfer In: CYFD Fire Authority Funding	\$ 626,461.51
Other:	\$ -
Ending Balance:	\$ 844,196.50

Bank Reconciliation Register:	
Checks From Accounts Payable:	\$ 2,131,137.85
Other:	\$ -
Total Checks and Charges:	\$ 2,131,137.85
Deposits From Accounts Receivable:	\$ 53,796.92
Other: GL JE for Fire Authority Funding	\$ 790,399.58
Other:	\$ -
Other:	\$ -
Ending Balance:	\$ 844,196.50

Reconciliation Approved By:

Scott Freitag
Digitally signed by Scott Freitag
Date: 2023.05.15 18:43:26 -07'00'
Scott Freitag, Fire Chief

Reconciliation Reviewed By:

Dave Tharp
Digitally signed by Dave Tharp
Date: 2023.05.11 14:29:11 -07'00'
David Tharp, Assistant Chief of Administration

Reconciliation Prepared By:

Karen Mauldin
Digitally signed by Karen Mauldin
Date: 2023.05.09 12:24:21 -07'00'
Karen Mauldin, Finance Manager

CENTRAL ARIZONA FIRE AND MEDICAL AUTHORITY

Capital Projects Fund FY 22-23

GL #1200

Date	Transaction	Debit	Credit	Balance
07/01/22	Fiscal Year 22-23 Beginning Balance			\$ 6,026,141.00
08/31/22	Interest Revenue	\$3,905.59		\$ 6,030,046.59
09/30/22	Interest Revenue	\$12,351.29		\$ 6,042,397.88
12/31/22	Interest Revenue	\$32,272.69		\$ 6,074,670.57
02/28/23	FY22 Transfer of Excess Funds From Gen Fund	\$1,425,101.00		\$ 7,499,771.57
03/31/23	Interest Revenue	\$56,345.28		\$ 7,556,116.85



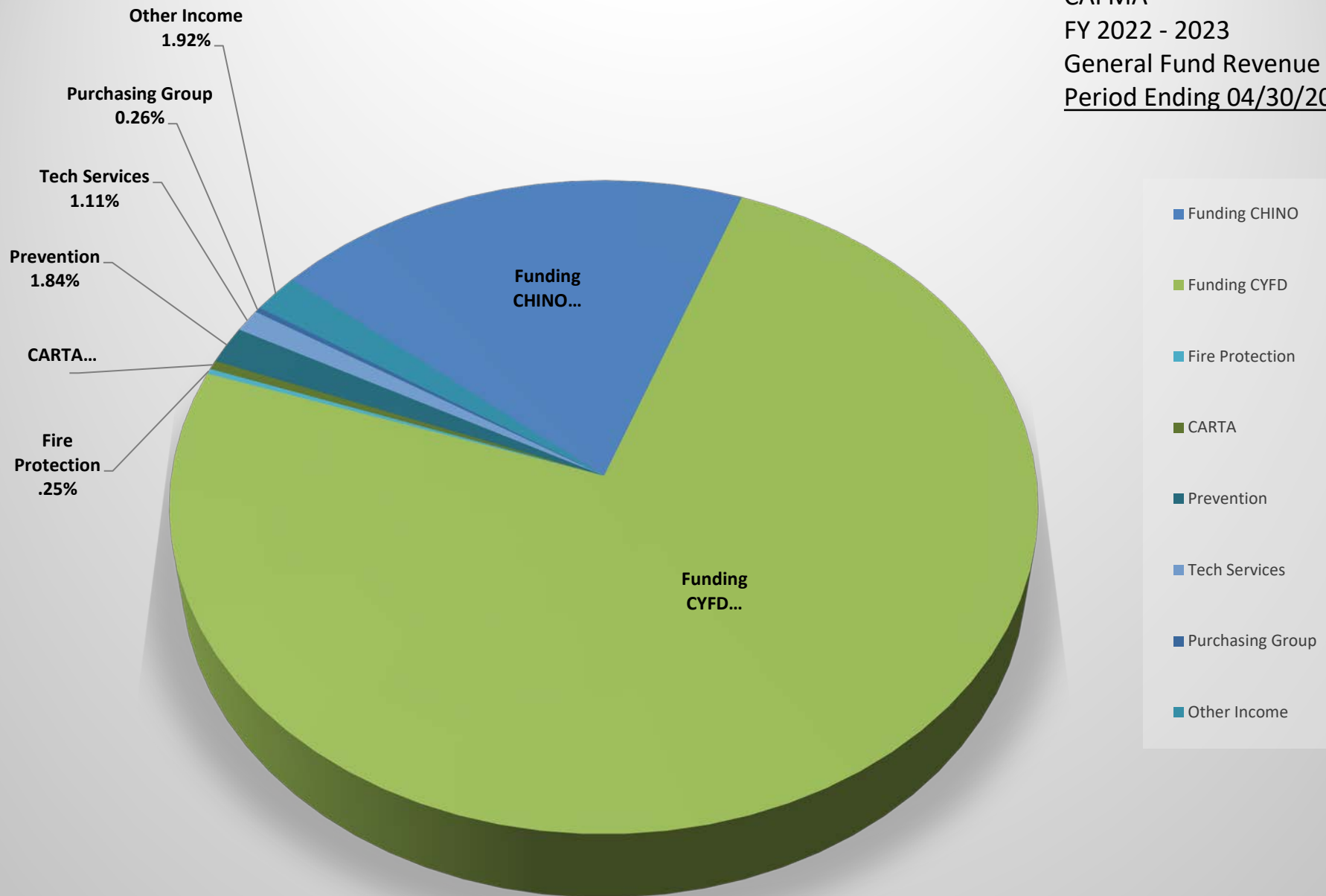
2022 - 2023 Cash Flow by Month: APRIL

	Actual										Projected	
	July	Aug.	Sept.	Oct.	Nov.	Dec.	Jan.	Feb.	March	April	May	June
Revenues:												
Property Taxes from CYFD/CVFD	474,223	118,921	43,946	316,713	11,948,764	3,333,798	2,365,830	1,023,903	395,597	790,400	2,406,348	2,406,348
Fire Protection	34,245	4,323	5,672	5,553	2,655	1,614	2,587	88	1,430	2,133	15,000	15,000
Fee for Services	76,396	54,961	58,603	41,896	38,341	21,856	57,686	36,705	37,131	30,793	44,519	44,519
Interest Income	-	9,626	26,718	-	-	19,427	-	-	181,422	-	4,167	4,167
Grants	3,814	-	11,900	-	-	14,392	-	3,051	1,526	-	73,270	73,270
Ambulance	-	-	-	-	-	-	-	-	-	-	166,667	166,667
Misc. Non Levy	288,794	447,471	47,380	35,791	839,800	198,506	3,756	222,435	(183,661)	16,106	50,117	50,117
RevenueTotals:	877,471	635,302	194,219	399,953	12,829,560	3,589,593	2,429,859	1,286,182	433,446	839,431	2,760,086	2,760,086
Expenditures:												
Personnel Costs	1,764,463	1,537,497	1,502,510	1,855,000	2,855,729	1,923,413	1,725,401	1,501,136	1,548,297	1,518,140	2,182,767	2,182,767
Supplies	101,770	223,114	151,482	262,491	125,172	191,149	222,802	231,393	189,243	152,272	237,810	237,810
Utilities	18,611	16,130	17,164	23,421	14,315	17,878	21,656	52,900	23,026	5,945	22,467	22,467
Misc. Service Expenses	221,587	175,929	188,333	261,386	88,059	198,742	134,437	138,985	218,201	144,053	252,560	252,560
Capital Expenses	2,637	300,068	60,358	182,388	263,032	19,243	25,027	117,894	188,349	321,099	111,324	111,324
ExpenditureTotals:	2,109,068	2,252,738	1,919,846	2,584,685	3,346,306	2,350,424	2,129,323	2,042,309	2,167,116	2,141,510	2,806,928	2,806,928
Monthly Net Cash	(1,231,597)	(1,617,436)	(1,725,627)	(2,184,732)	9,483,254	1,239,169	300,536	(756,127)	(1,733,670)	(1,302,079)	(46,842)	(46,842)
Cumulative Net Cash	381,699	(1,235,737)	(2,961,364)	(5,146,096)	4,337,158	5,576,327	5,876,863	5,120,736	3,387,066	2,084,987		
Cash Balance (Carryover)	1,613,296	(4,140)	(1,729,767)	(3,914,499)	5,568,755	6,807,924	7,108,460	6,352,333	4,618,663	3,316,584		
Capital Reserve	6,026,141	6,030,047	6,042,398	6,042,398	6,042,398	6,074,671	6,074,671	7,499,772	7,556,117	7,556,117		

**CENTRAL ARIZONA FIRE AND MEDICAL AUTHORITY
REVENUE GRAPH DATA**

		YTD	
	Revenue	Budget	%
Funding CHINO	\$ 163,938	\$ 5,575,524	19.53
Funding CYFD	\$ 626,462	\$ 23,300,649	74.64
Fire Protection	\$ 2,133	\$ 180,000	0.25
Fleet	\$ -	\$ 40,000	0.00
CARTA	\$ 3,800	\$ 41,000	0.45
Prevention	\$ 15,471	\$ 81,730	1.84
Tech Services	\$ 9,336	\$ 185,497	1.11
Interest	\$ -	\$ 50,000	0.00
Off-District	\$ -	\$ 50,000	0.00
Purchasing Group	\$ 2,185	\$ 210,000	0.26
Ambulance Revenue	\$ -	\$ 2,000,000	0.00
Other Income	\$ 16,106	\$ 1,406,635	1.92
TOTALS:	\$ 839,431	\$ 33,121,035	100.00

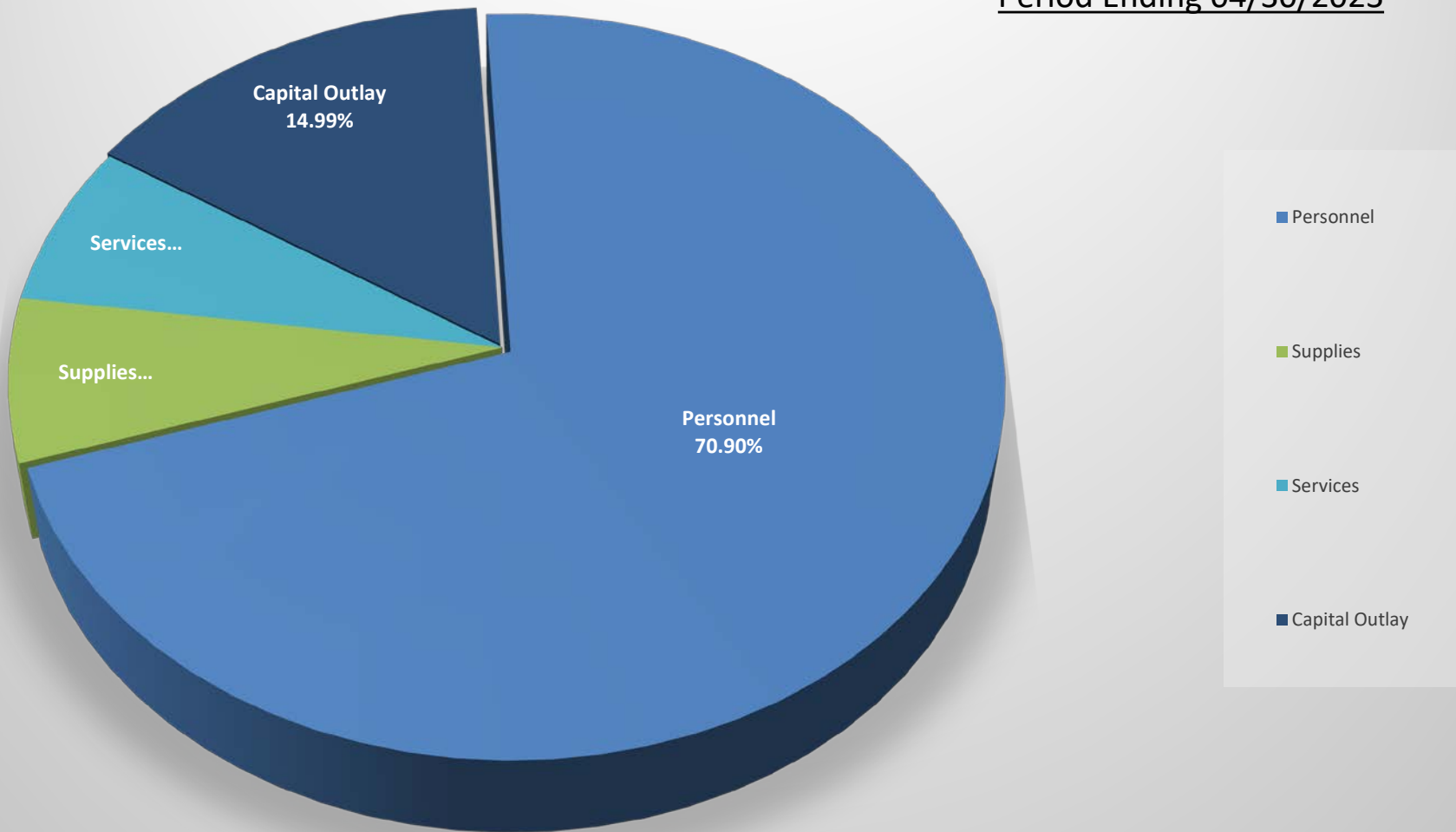
CAFMA
FY 2022 - 2023
General Fund Revenue
Period Ending 04/30/2023



**CENTRAL ARIZONA FIRE AND MEDICAL AUTHORITY
EXPENSE GRAPH DATA**

		YTD	
Expense		Budget	%
Personnel	\$ 1,518,140	\$ 26,193,200	70.90
Supplies	\$ 152,272	\$ 2,853,724	7.11
Services	\$ 149,999	\$ 3,300,318	7.00
Capital Outlay	\$ 321,099	\$ 1,335,893	14.99
TOTAL:	\$ 2,141,510	\$ 33,683,135	100.00

CAFMA
FY 2022 - 2023
General Fund Expenditures
Period Ending 04/30/2023



CENTRAL ARIZONA FIRE AND MEDICAL AUTHORITY
GENERAL FUND - APRIL, 2023

Transfer In: Chino Valley Fire District	163,938.07
Transfer In: Central Yavapai Fire District	626,461.51
Fire District Deposits:	53,796.92
Interest Received:	0.00

TOTAL	844,196.50
--------------	-------------------



Yavapai County Treasurer

Monthly Statement

Date Range: 4/1/2023 to 4/30/2023

CAFMA - General Fund
Fund: 6067340500



Yavapai County Treasurer

Monthly Statement

Date Range: 4/1/2023 to 4/30/2023

Account	Period	YTD		
6067340500	CAFMA-General Fund			
Begin Balance:	8,386,283.18	8,207,760.60		
Income:	844,196.50	23,699,720.17		
LOC Advance:	.00	.00		
Expense:	(2,148,969.33)	(24,825,970.42)	LOC:	.00
LOC Payments:	.00	.00	Warrants Outstanding:	(1,393.92)
Cash Balance:	7,081,510.35	7,081,510.35	End:	7,080,116.43

Monthly Statement Summary

Source Code	Description		MTDAmount	YTDAmount
6067340500	CAFMA-General Fund	Beginning Balance:	8,386,283.18	8,207,760.60
37122.0	Fire District Deposit		53,796.92	2,741,388.21
38109.0	Interest on Investments St Treas		.00	112,138.66
38113.0	Interest on Investments-Wells Fargo		.00	34,099.26
7376.0	Transfer in		790,399.58	20,812,094.04
91032.0	Warrants Redeemed		(2,148,969.33)	(23,397,229.42)
91702.0	Transfer out		.00	(1,426,241.00)
91707.0	Wire Transfer by County Treasurer		.00	(2,500.00)
		Ending Balance:	7,081,510.35	7,081,510.35



Yavapai County Treasurer

Monthly Statement

Date Range: 4/1/2023 to 4/30/2023

Monthly Statement Detail				
Date	Notes	Doc #	Amount	C/D
6067340500 CAFMA-General Fund			Beginning Balance: 8,386,283.18	
37122.0 Fire District Deposit			Source Code Total: 53,796.92	
04/06	DEPOSIT	0	5,939.36	C
04/20	DEPOSIT	0	17,903.76	C
04/20	DEPOSIT	0	5,610.45	C
04/20	DEPOSIT	0	2,245.20	C
04/27	DEPOSIT	0	4,604.79	C
04/27	DEPOSIT	0	17,493.36	C
7376.0 Transfer in			Source Code Total: 790,399.58	
04/26	Transfer Request Email per Karen, 4/26/23	0	626,461.51	C
04/26	Transfer Request Email per Karen, 4/26/23	0	163,938.07	C
91032.0 Warrants Redeemed			Source Code Total: (2,148,969.33)	
04/03	Paid Warrants	0	(3,196.63)	D
04/04	Paid Warrants	0	(638,289.40)	D
04/06	Paid Warrants	0	(3,731.69)	D
04/07	Paid Warrants	0	(100,390.44)	D
04/10	Paid Warrants	0	(105,711.27)	D
04/11	Paid Warrants	0	(11,227.18)	D
04/12	Paid Warrants	0	(2,860.20)	D
04/13	Paid Warrants	0	(202,790.07)	D
04/14	Paid Warrants	0	(2,472.12)	D
04/17	Paid Warrants	0	(8,154.40)	D
04/18	Paid Warrants	0	(654,719.66)	D
04/19	Paid Warrants	0	(384.99)	D
04/20	Paid Warrants	0	(58,693.78)	D
04/21	Paid Warrants	0	(19,920.46)	D
04/24	Paid Warrants	0	(300,612.38)	D
04/25	Paid Warrants	0	(21,365.67)	D
04/26	Paid Warrants	0	(4,706.85)	D
04/27	Paid Warrants	0	(2,562.68)	D
04/28	Paid Warrants	0	(7,179.46)	D
6067340500 CAFMA-General Fund			Ending Balance: 7,081,510.35	

Warrant Detail

Payee Name	Warrant	Amount	Issue Dt	Status Dt	Voucher
6067340500 CAFMA-General Fund			Account Total: 2,150,363.25		
Fund: 5673			Fund Total: 2,150,363.25		
Status: OUTS			Status Total: 1,393.92		
/	0706734550	73.92	04/17/23	05/01/23	
/	0706734614	1,320.00	04/17/23	05/01/23	



Yavapai County Treasurer

Monthly Statement

Date Range: 4/1/2023 to 4/30/2023

Status: PAID

Status Total: 2,148,969.33

/	0706734285	4,175.00	02/16/23	04/07/23
/	0706734339	4,421.47	03/06/23	04/10/23
/	0706734375	283.00	03/06/23	04/04/23
/	0706734406	66.94	03/20/23	04/03/23
/	0706734407	2,429.69	03/20/23	04/03/23
/	0706734419	250.00	03/20/23	04/04/23
/	0706734422	1,163.00	03/20/23	04/04/23
/	0706734445	110.00	03/20/23	04/14/23
/	0706734459	250.00	03/20/23	04/12/23
/	0706734464	700.00	03/20/23	04/26/23
/	0706734466	700.00	03/20/23	04/03/23
/	0706734474	9,900.00	03/20/23	04/07/23
/	0706734475	32.23	03/20/23	04/04/23
/	0706734479	91.00	03/20/23	04/04/23
/	0706734487	716.00	03/20/23	04/07/23
/	0706734489	145.00	04/03/23	04/13/23
/	0706734490	5,151.50	04/03/23	04/11/23
/	0706734492	510.49	04/03/23	04/06/23
/	0706734493	522.87	04/03/23	04/07/23
/	0706734494	6,806.33	04/03/23	04/10/23
/	0706734496	250.00	04/03/23	04/17/23
/	0706734497	1,841.39	04/03/23	04/10/23
/	0706734498	8.50	04/03/23	04/06/23
/	0706734499	46.48	04/03/23	04/14/23
/	0706734500	39.83	04/03/23	04/10/23
/	0706734501	12.47	04/03/23	04/11/23
/	0706734502	1,427.98	04/03/23	04/04/23
/	0706734503	635,042.19	04/03/23	04/04/23
/	0706734505	77,269.44	04/03/23	04/07/23
/	0706734506	454.08	04/03/23	04/07/23
/	0706734507	541.15	04/03/23	04/14/23
/	0706734508	1,875.00	04/03/23	04/07/23
/	0706734509	3,176.29	04/03/23	04/11/23
/	0706734510	138.11	04/03/23	04/13/23
/	0706734511	2,620.32	04/03/23	04/11/23
/	0706734512	3,243.27	04/03/23	04/07/23
/	0706734513	24.32	04/03/23	04/11/23
/	0706734514	87.11	04/03/23	04/11/23
/	0706734515	857.37	04/03/23	04/12/23



Yavapai County Treasurer

Monthly Statement

Date Range: 4/1/2023 to 4/30/2023

/	0706734517	279.61	04/03/23	04/12/23
/	0706734518	1,774.49	04/03/23	04/14/23
/	0706734519	28.55	04/03/23	04/10/23
/	0706734520	64,285.00	04/03/23	04/10/23
/	0706734521	1,014.88	04/03/23	04/13/23
/	0706734523	4,085.59	04/03/23	04/10/23
/	0706734524	240.19	04/03/23	04/06/23
/	0706734525	718.80	04/03/23	04/10/23
/	0706734527	1,209.22	04/03/23	04/12/23
/	0706734528	480.00	04/03/23	04/07/23
/	0706734529	7,904.40	04/03/23	04/17/23
/	0706734530	1,500.00	04/03/23	04/13/23
/	0706734531	251.46	04/03/23	04/07/23
/	0706734532	743.31	04/03/23	04/06/23
/	0706734533	505.87	04/03/23	04/07/23
/	0706734534	30.07	04/03/23	04/18/23
/	0706734535	155.17	04/03/23	04/11/23
/	0706734536	681.98	04/03/23	04/10/23
/	0706734537	78.29	04/03/23	04/06/23
/	0706734538	2,150.91	04/03/23	04/06/23
/	0706734539	3,787.25	04/03/23	04/10/23
/	0706734540	264.00	04/03/23	04/12/23
/	0706734541	18,073.94	04/03/23	04/10/23
/	0706734542	941.14	04/03/23	04/10/23
/	0706734543	379.23	04/03/23	04/07/23
/	0706734544	618.22	04/03/23	04/07/23
/	0706734545	199,992.08	04/05/23	04/13/23
/	0706734546	2.97	04/17/23	04/25/23
/	0706734551	42,520.11	04/17/23	04/20/23
/	0706734567	284.99	04/17/23	04/25/23
/	0706734568	134.00	04/17/23	04/20/23
/	0706734569	1,109.45	04/17/23	04/24/23
/	0706734570	3,635.12	04/17/23	04/20/23
/	0706734571	11,117.48	04/17/23	04/25/23
/	0706734574	135.00	04/17/23	04/21/23
/	0706734575	17,297.24	04/17/23	04/21/23
/	0706734576	100.00	04/17/23	04/21/23
/	0706734577	1,199.21	04/17/23	04/26/23
/	0706734578	630,043.82	04/17/23	04/18/23
/	0706734580	12,434.78	04/17/23	04/18/23




Yavapai County Treasurer

Monthly Statement

Date Range: 4/1/2023 to 4/30/2023

/	0706734583	522.00	04/17/23	04/24/23
/	0706734584	8,172.70	04/17/23	04/25/23
/	0706734586	148.11	04/17/23	04/25/23
/	0706734587	6,437.81	04/17/23	04/20/23
/	0706734588	559.53	04/17/23	04/28/23
/	0706734589	43.48	04/17/23	04/24/23
/	0706734590	92.04	04/17/23	04/25/23
/	0706734591	384.99	04/17/23	04/19/23
/	0706734592	831.23	04/17/23	04/24/23
/	0706734593	12,210.99	04/17/23	04/18/23
/	0706734594	435.29	04/17/23	04/21/23
/	0706734595	848.39	04/17/23	04/27/23
/	0706734596	220.00	04/17/23	04/24/23
/	0706734598	1,357.18	04/17/23	04/21/23
/	0706734599	11,700.00	04/17/23	04/24/23
/	0706734600	2,444.65	04/17/23	04/24/23
/	0706734602	2,807.64	04/17/23	04/26/23
/	0706734606	3,200.00	04/17/23	04/20/23
/	0706734607	1,231.29	04/17/23	04/27/23
/	0706734610	38.69	04/17/23	04/20/23
/	0706734611	144.23	04/17/23	04/24/23
/	0706734612	420.00	04/17/23	04/21/23
/	0706734613	8,865.00	04/17/23	04/24/23
/	0706734615	1,541.53	04/17/23	04/20/23
/	0706734617	27,767.83	04/17/23	04/24/23
/	0706734618	245,108.50	04/17/23	04/24/23
/	0706734619	175.75	04/17/23	04/21/23
/	0706734620	260.89	04/17/23	04/24/23
/	0706734621	1,325.66	04/17/23	04/25/23
/	0706734622	156.92	04/17/23	04/25/23
/	0706734623	1,186.52	04/17/23	04/20/23
/	0706734624	215.44	04/17/23	04/24/23
/	0706734625	64.80	04/17/23	04/25/23
/	0706734626	6,619.93	04/17/23	04/28/23
/	0706734627	18.34	04/17/23	04/24/23
/	0706734628	727.18	04/17/23	04/24/23
/	0706734629	634.16	04/17/23	04/24/23
/	0706734630	483.00	04/17/23	04/27/23
Total OUTS:		Count	Amount	
		2	1,393.92	



Yavapai County Treasurer

Monthly Statement


Date Range: 4/1/2023 to 4/30/2023

Total PAID:	117	2,148,969.33
-------------	-----	--------------

CENTRAL ARIZONA FIRE AND MEDICAL AUTHORITY
CAPITAL RESERVE FUND - APRIL, 2023

Interest Received:	\$	-
Transfer In: CAFMA	\$	-
Miscellaneous Adjustments:	\$	-

TOTAL	\$	-
--------------	-----------	----------



Yavapai County Treasurer

Monthly Statement

Date Range: 4/1/2023 to 4/30/2023

**CAFMA-Capital Reserve Fund
(CAFMA)**



Yavapai County Treasurer

Monthly Statement

Date Range: 4/1/2023 to 4/30/2023

Account	Period	YTD		
6067340200	CAFMA-Capital Reserve Fund			
Begin Balance:	7,556,116.85	6,026,141.00		
Income:	.00	1,529,975.85		
LOC Advance:	.00	.00		
Expense:	.00	.00	LOC:	.00
LOC Payments:	.00	.00	Warrants Outstanding:	.00
Cash Balance:	7,556,116.85	7,556,116.85	End:	7,556,116.85

Monthly Statement Summary

Source Code	Description		MTDAmount	YTDAmount
6067340200	CAFMA-Capital Reserve Fund	Beginning Balance:	7,556,116.85	6,026,141.00
38109.0	Interest on Investments St Treas		.00	83,387.87
38113.0	Interest on Investments-Wells Fargo		.00	21,486.98
7376.0	Transfer in		.00	1,425,101.00
		Ending Balance:	7,556,116.85	7,556,116.85

Monthly Statement Detail

Date	Notes	Doc #	Amount	C/D
------	-------	-------	--------	-----

CENTRAL ARIZONA FIRE AND MEDICAL AUTHORITY
PSPRS CONTINGENCY RESERVE FUND - APRIL, 2023

Interest Received:	\$	-
Transfer In:	\$	-
Miscellaneous Adjustments:	\$	-

TOTAL	\$	-
-------	----	---



Yavapai County Treasurer

Monthly Statement

Date Range: 4/1/2023 to 4/30/2023

CAFMA
6067340700
PSPRS



Yavapai County Treasurer

Monthly Statement

Date Range: 4/1/2023 to 4/30/2023

Account	Period	YTD		
6067340700	CAFMA PSPRS Contingency Reserve Fund			
Begin Balance:	2,033,155.87	2,000,000.00		
Income:	.00	33,155.87		
LOC Advance:	.00	.00		
Expense:	.00	.00	LOC:	.00
LOC Payments:	.00	.00	Warrants Outstanding:	.00
Cash Balance:	2,033,155.87	2,033,155.87	End:	2,033,155.87

Monthly Statement Summary

Source Code	Description		MTDAmount	YTDAmount
6067340700 CAFMA PSPRS Contingency Reserve Fund		Beginning Balance:	2,033,155.87	2,000,000.00
38109.0	Interest on Investments St Treas		.00	26,134.22
38113.0	Interest on Investments-Wells Fargo		.00	7,021.65
		Ending Balance:	2,033,155.87	2,033,155.87

Monthly Statement Detail

Date	Notes	Doc #	Amount	C/D
------	-------	-------	--------	-----

CAFMA-Central Arizona Fire and Medical
Bank Reconciliation Summary
For the Bank Statement ending: 4/30/2023

BANK CONTROL ID: CAFMA - GENERAL FUND		DESC: GENERAL FUND	ACCOUNT NO: 1100
Beginning Balance:	04/01/23		\$8,386,283.18
Deposits and Credits:			\$844,196.50
Checks and Charges:			(\$2,148,969.33)
Adjustments:			\$0.00
Ending Balance Per Reconciliation:			<u>\$7,081,510.35</u>
Ending Balance Per Bank Statement:	04/30/23		\$7,081,510.35
* Outstanding Deposits and Credits:	04/30/23		\$0.00
* Outstanding Checks and Charges:	04/30/23		(\$12,652.65)
Ending Book Balance:	04/30/23		<u>\$7,068,857.70</u>

* Outstanding amounts are all outstanding credits and charges dated prior or equal to the Reconciliation date.

CAFMA-Central Arizona Fire and Medical
BR Checks and Charges Outstanding
For the Bank Statement ending: 4/30/23

CAFMA		General Fund			1100
Date	Document	Description	Module	Company	Amount
01/23/23	756744143	Arizona General / Ace Hardware	AP	CAFMA	\$9.10
02/06/23	756744249	Markets West Office Furniture	AP	CAFMA	\$5,146.70
03/06/23	756744340	Arizona Dept. of Public Safety	AP	CAFMA	\$40.00
04/03/23	756744491	Arizona Dept. of Public Safety	AP	CAFMA	\$110.00
04/03/23	756744526	MILLS, BRETT	AP	CAFMA	\$260.00
04/17/23	756744547	Action Graphics	AP	CAFMA	\$3,660.41
04/17/23	756744550	A & E Reprographics, Inc	AP	CAFMA	\$73.92
04/17/23	756744585	DES- Unemployment Tax	AP	CAFMA	\$926.87
04/17/23	756744597	Interstate Batteries	AP	CAFMA	\$242.68
04/17/23	756744601	MILLS, BRETT	AP	CAFMA	\$390.00
04/17/23	756744609	Paymaster Checkwriter Co.	AP	CAFMA	\$472.97
04/17/23	756744614	ROLLNRACK	AP	CAFMA	\$1,320.00
TOTAL CHECKS AND CHARGES OUTSTANDING:					\$12,652.65

CAFMA-Central Arizona Fire and Medical

BR Checks and Charges Cleared

For the Bank Statement ending: 4/30/23

CAFMA		General Fund			1100
Date	Document	Description	Module	Company	Amount
02/16/23	756744285	AZ Center for Fire Svc Excel	AP	CAFMA	\$4,175.00
03/06/23	756744339	AHS Rescue, LLC	AP	CAFMA	\$4,421.47
03/06/23	756744375	Precision Blasting Services	AP	CAFMA	\$283.00
03/20/23	756744406	Arizona General / Ace Hardware	AP	CAFMA	\$66.94
03/20/23	756744407	Action Graphics	AP	CAFMA	\$2,429.69
03/20/23	756744419	Brookins, Patty	AP	CAFMA	\$250.00
03/20/23	756744422	Sparklight	AP	CAFMA	\$1,163.00
03/20/23	756744445	Jordan Tessa	AP	CAFMA	\$110.00
03/20/23	756744459	Neumann High Country Doors	AP	CAFMA	\$250.00
03/20/23	756744464	Prescott Area Fire Training	AP	CAFMA	\$700.00
03/20/23	756744466	Public Safety Crisis Solutions	AP	CAFMA	\$700.00
03/20/23	756744474	SHUMS CODA ASSOCIATES	AP	CAFMA	\$9,900.00
03/20/23	756744475	Besonson Tools LLC	AP	CAFMA	\$32.23
03/20/23	756744479	DAVID THARP	AP	CAFMA	\$91.00
03/20/23	756744487	YRMCPC PHYSICIAN PRACTICES	AP	CAFMA	\$716.00
04/03/23	756744489	A1 Water Bulk Delivery Svc LLC	AP	CAFMA	\$145.00
04/03/23	756744490	AIR VACUUM CORPORATION	AP	CAFMA	\$5,151.50
04/03/23	756744492	Bennett Oil	AP	CAFMA	\$510.49
04/03/23	756744493	Best Pick Disposal, Inc	AP	CAFMA	\$522.87
04/03/23	756744494	Bound Tree Medical LLC	AP	CAFMA	\$6,806.33
04/03/23	756744496	Brookins, Patty	AP	CAFMA	\$250.00
04/03/23	756744497	Brackman's Paint & Body, Inc	AP	CAFMA	\$1,841.39
04/03/23	756744498	B & W Fire Security Systems	AP	CAFMA	\$8.50
04/03/23	756744499	Sparklight	AP	CAFMA	\$46.48
04/03/23	756744500	CenturyLink	AP	CAFMA	\$39.83
04/03/23	756744501	CenturyLink	AP	CAFMA	\$12.47
04/03/23	756744502	Chase Bank	AP	CAFMA	\$1,427.98
04/03/23	756744503	Chase Bank	AP	CAFMA	\$635,042.19
04/03/23	756744505	City of Prescott	AP	CAFMA	\$77,269.44
04/03/23	756744506	City of Prescott	AP	CAFMA	\$454.08
04/03/23	756744507	Copper State Supply, Inc	AP	CAFMA	\$541.15
04/03/23	756744508	Crisenbery, Gary	AP	CAFMA	\$1,875.00
04/03/23	756744509	Curtis Tools for Heroes	AP	CAFMA	\$3,176.29
04/03/23	756744510	Dish Network	AP	CAFMA	\$138.11
04/03/23	756744511	DocuSign, Inc.	AP	CAFMA	\$2,620.32
04/03/23	756744512	Enerspect Medical Solutions	AP	CAFMA	\$3,243.27
04/03/23	756744513	FACTORY MOTOR PARTS	AP	CAFMA	\$24.32
04/03/23	756744514	FEDEX	AP	CAFMA	\$87.11
04/03/23	756744515	Findlay Prescott Toyota	AP	CAFMA	\$857.37
04/03/23	756744516	GET RIGHT MITIGATION LLC	AP	CAFMA	\$14,735.49
04/03/23	756744517	Globalstar	AP	CAFMA	\$279.61
04/03/23	756744518	Michael M. Golightly & Assoc	AP	CAFMA	\$1,774.49
04/03/23	756744519	W.W. Grainger, Inc	AP	CAFMA	\$28.55
04/03/23	756744520	Haley Construction Company	AP	CAFMA	\$64,285.00
04/03/23	756744521	Interstate Batteries	AP	CAFMA	\$1,014.88
04/03/23	756744522	Lamb Chevrolet	AP	CAFMA	\$198,389.23
04/03/23	756744522	Lamb Chevrolet	AP	CAFMA	(\$198,389.23)
04/03/23	756744523	Life Assist Inc	AP	CAFMA	\$4,085.59
04/03/23	756744524	Melcher Printing, Inc	AP	CAFMA	\$240.19
04/03/23	756744525	Municipal Emergency Svcs Inc	AP	CAFMA	\$718.80
04/03/23	756744527	Neumann High Country Doors	AP	CAFMA	\$1,209.22
04/03/23	756744528	Northern AZ Premier Termite	AP	CAFMA	\$480.00
04/03/23	756744529	O'Reilly Auto Parts	AP	CAFMA	\$7,904.40
04/03/23	756744530	LISA PARSONS	AP	CAFMA	\$1,500.00
04/03/23	756744531	Prescott Steel & Welding	AP	CAFMA	\$251.46
04/03/23	756744532	RWC Group	AP	CAFMA	\$743.31
04/03/23	756744533	Sherwin Williams Company	AP	CAFMA	\$505.87
04/03/23	756744534	Besonson Tools LLC	AP	CAFMA	\$30.07
04/03/23	756744535	Staples Contract & Commerc.Inc	AP	CAFMA	\$155.17
04/03/23	756744536	Tessco, Inc	AP	CAFMA	\$681.98
04/03/23	756744537	Town of Prescott Valley	AP	CAFMA	\$78.29
04/03/23	756744538	Turbo & Electric Sales & Srvc	AP	CAFMA	\$2,150.91

CAFMA-Central Arizona Fire and Medical

BR Checks and Charges Cleared

For the Bank Statement ending: 4/30/23

CAFMA		General Fund			1100
Date	Document	Description	Module	Company	Amount
04/03/23	756744539	Unisource Energy Services	AP	CAFMA	\$3,787.25
04/03/23	756744540	United Disposal, Inc	AP	CAFMA	\$264.00
04/03/23	756744541	Wex Bank	AP	CAFMA	\$18,073.94
04/03/23	756744542	W.W. Williams Company LLC	AP	CAFMA	\$941.14
04/03/23	756744543	Yavapai Fleet Yavapai Machine	AP	CAFMA	\$379.23
04/03/23	756744544	YORK CHRYSLER DODGE JEEP RAM	AP	CAFMA	\$618.22
04/05/23	756744545	Courtesy Chevrolet	AP	CAFMA	\$199,992.08
04/10/23	756744516	GET RIGHT MITIGATION LLC	AP	CAFMA	(\$14,735.49)
04/17/23	756744546	Arizona General / Ace Hardware	AP	CAFMA	\$2.97
04/17/23	756744551	American Express, Inc.	AP	CAFMA	\$42,520.11
04/17/23	756744567	Arizona Emergency Products	AP	CAFMA	\$284.99
04/17/23	756744568	Arizona PPE Recon, Inc	AP	CAFMA	\$134.00
04/17/23	756744569	Auto Trim Plus LLC	AP	CAFMA	\$1,109.45
04/17/23	756744570	Bennett Oil	AP	CAFMA	\$3,635.12
04/17/23	756744571	Bound Tree Medical LLC	AP	CAFMA	\$11,117.48
04/17/23	756744574	Bradshaw Mtn Environmental Inc	AP	CAFMA	\$135.00
04/17/23	756744575	Bullock Equipment LLC	AP	CAFMA	\$17,297.24
04/17/23	756744576	B & W Fire Security Systems	AP	CAFMA	\$100.00
04/17/23	756744577	Sparklight	AP	CAFMA	\$1,199.21
04/17/23	756744578	Chase Bank	AP	CAFMA	\$630,043.82
04/17/23	756744580	Chase Card Services	AP	CAFMA	\$12,434.78
04/17/23	756744583	Cummins Sales And Service	AP	CAFMA	\$522.00
04/17/23	756744584	Curtis Tools for Heroes	AP	CAFMA	\$8,172.70
04/17/23	756744586	Dish Network	AP	CAFMA	\$148.11
04/17/23	756744587	Diversified Inspections/ITL	AP	CAFMA	\$6,437.81
04/17/23	756744588	FACTORY MOTOR PARTS	AP	CAFMA	\$559.53
04/17/23	756744589	FEDEX	AP	CAFMA	\$43.48
04/17/23	756744590	FleetPride, Inc	AP	CAFMA	\$92.04
04/17/23	756744591	Freightliner of AZ, LLC	AP	CAFMA	\$384.99
04/17/23	756744592	Galls LLC	AP	CAFMA	\$831.23
04/17/23	756744593	GET RIGHT MITIGATION LLC	AP	CAFMA	\$12,210.99
04/17/23	756744594	W.W. Grainger, Inc	AP	CAFMA	\$435.29
04/17/23	756744595	GRANITE TELECOMMUNICATIONS LLC	AP	CAFMA	\$848.39
04/17/23	756744596	Healthcare Medical Waste Svcs	AP	CAFMA	\$220.00
04/17/23	756744598	Manzanita Landscaping, Inc	AP	CAFMA	\$1,357.18
04/17/23	756744599	MAUER SEALING AND STRIPING LLC	AP	CAFMA	\$11,700.00
04/17/23	756744600	Matheson Tri-Gas, Inc	AP	CAFMA	\$2,444.65
04/17/23	756744602	NAPA Auto Parts	AP	CAFMA	\$2,807.64
04/17/23	756744606	Northern Arizona Inspection	AP	CAFMA	\$3,200.00
04/17/23	756744607	O'Reilly Auto Parts	AP	CAFMA	\$1,231.29
04/17/23	756744610	Prescott Steel & Welding	AP	CAFMA	\$38.69
04/17/23	756744611	Prescott Valley Ace Hardware	AP	CAFMA	\$144.23
04/17/23	756744612	Restored By Faith LLC	AP	CAFMA	\$420.00
04/17/23	756744613	The Counseling Office of	AP	CAFMA	\$8,865.00
04/17/23	756744615	RWC Group	AP	CAFMA	\$1,541.53
04/17/23	756744617	S&A EXCAVATION LLC	AP	CAFMA	\$27,767.83
04/17/23	756744618	Securis Insurance Pool, Inc	AP	CAFMA	\$245,108.50
04/17/23	756744619	Sherwin Williams Company	AP	CAFMA	\$175.75
04/17/23	756744620	Staples Contract & Commerc.Inc	AP	CAFMA	\$260.89
04/17/23	756744621	Teleflex Funding LLC	AP	CAFMA	\$1,325.66
04/17/23	756744622	Town of Prescott Valley	AP	CAFMA	\$156.92
04/17/23	756744623	Turbo & Electric Sales & Srvc	AP	CAFMA	\$1,186.52
04/17/23	756744624	Unisource Energy Services	AP	CAFMA	\$215.44
04/17/23	756744625	Verified First, LLC	AP	CAFMA	\$64.80
04/17/23	756744626	Verizon Wireless	AP	CAFMA	\$6,619.93
04/17/23	756744627	W.W. Williams Company LLC	AP	CAFMA	\$18.34
04/17/23	756744628	Yavapai Fleet Yavapai Machine	AP	CAFMA	\$727.18
04/17/23	756744629	YORK CHRYSLER DODGE JEEP RAM	AP	CAFMA	\$634.16
04/17/23	756744630	YRMCPC PHYSICIAN PRACTICES	AP	CAFMA	\$483.00
TOTAL CHECKS AND CHARGES CLEARED:					\$2,148,969.33

CAFMA-Central Arizona Fire and Medical
BR Deposits and Credits Cleared
For the Bank Statement ending: 4/30/23

CAFMA		General Fund			1100
Date	Document	Description	Module	Company	Amount
04/06/23	4271	Deposit	AR	CAFMA	\$4,686.36
04/06/23	4272	Deposit	AR	CAFMA	\$1,253.00
04/20/23	4275	Deposit	AR	CAFMA	\$5,142.45
04/20/23	4276	Deposit	AR	CAFMA	\$4,471.06
04/20/23	4280	Deposit	AR	CAFMA	\$13,432.70
04/20/23	4281	Deposit	AR	CAFMA	\$2,245.20
04/20/23	4282	Deposit	AR	CAFMA	\$468.00
04/27/23	4286	Deposit	AR	CAFMA	\$12,862.93
04/27/23	4287	Deposit	AR	CAFMA	\$3,475.28
04/27/23	4289	Deposit	AR	CAFMA	\$4,630.43
04/27/23	4290	Deposit	AR	CAFMA	\$1,129.51
04/30/23	Fire Auth Funding	Fire Authority Funding	GL	CAFMA	\$790,399.58
TOTAL DEPOSITS AND CREDITS CLEARED:					\$844,196.50

CAFMA-Central Arizona Fire and Medical
BR Deposits and Credits Outstanding
For the Bank Statement ending:

Date	Document	Description	Module	Company	Amount
------	----------	-------------	--------	---------	--------

TOTAL DEPOSITS AND CREDITS OUTSTANDING:

Bank Reconciliation Register

Document Number	Date	BR Status	Void?	Description	Date Cleared	Amount
MODULE: CHECKS FROM ACCOUNTS PAYABLE						
BANK CONTROL ID: CAFMA - GENERAL FUND						
756744489	04/03/23	Marked	No	A1 Water Bulk Delivery Svc LLC	05/08/23	\$145.00
756744490	04/03/23	Marked	No	AIR VACUUM CORPORATION	05/08/23	\$5,151.50
756744491	04/03/23	Retrieved	No	Arizona Dept. of Public Safety		\$110.00
756744492	04/03/23	Marked	No	Bennett Oil	05/08/23	\$510.49
756744493	04/03/23	Marked	No	Best Pick Disposal, Inc	05/08/23	\$522.87
756744494	04/03/23	Marked	No	Bound Tree Medical LLC	05/08/23	\$6,806.33
756744496	04/03/23	Marked	No	Brookins, Patty	05/08/23	\$250.00
756744497	04/03/23	Marked	No	Brackman's Paint & Body, Inc	05/08/23	\$1,841.39
756744498	04/03/23	Marked	No	B & W Fire Security Systems	05/08/23	\$8.50
756744499	04/03/23	Marked	No	Sparklight	05/08/23	\$46.48
756744500	04/03/23	Marked	No	CenturyLink	05/08/23	\$39.83
756744501	04/03/23	Marked	No	CenturyLink	05/08/23	\$12.47
756744502	04/03/23	Marked	No	Chase Bank	05/08/23	\$1,427.98
756744503	04/03/23	Marked	No	Chase Bank	05/08/23	\$635,042.19
756744505	04/03/23	Marked	No	City of Prescott	05/08/23	\$77,269.44
756744506	04/03/23	Marked	No	City of Prescott	05/08/23	\$454.08
756744507	04/03/23	Marked	No	Copper State Supply, Inc	05/08/23	\$541.15
756744508	04/03/23	Marked	No	Crisenbery, Gary	05/08/23	\$1,875.00
756744509	04/03/23	Marked	No	Curtis Tools for Heroes	05/08/23	\$3,176.29
756744510	04/03/23	Marked	No	Dish Network	05/08/23	\$138.11
756744511	04/03/23	Marked	No	DocuSign, Inc.	05/08/23	\$2,620.32
756744512	04/03/23	Marked	No	Enerspect Medical Solutions	05/08/23	\$3,243.27
756744513	04/03/23	Marked	No	FACTORY MOTOR PARTS	05/08/23	\$24.32
756744514	04/03/23	Marked	No	FEDEX	05/08/23	\$87.11
756744515	04/03/23	Marked	No	Findlay Prescott Toyota	05/08/23	\$857.37
756744516	04/03/23	Marked	No	GET RIGHT MITIGATION LLC	05/08/23	\$14,735.49
756744516	04/10/23	Marked	Yes	GET RIGHT MITIGATION LLC	05/08/23	(\$14,735.49)
756744517	04/03/23	Marked	No	Globalstar	05/08/23	\$279.61
756744518	04/03/23	Marked	No	Michael M. Golightly & Assoc	05/08/23	\$1,774.49
756744519	04/03/23	Marked	No	W.W. Grainger, Inc	05/08/23	\$28.55
756744520	04/03/23	Marked	No	Haley Construction Company	05/08/23	\$64,285.00
756744521	04/03/23	Marked	No	Interstate Batteries	05/08/23	\$1,014.88
756744522	04/03/23	Marked	No	Lamb Chevrolet	05/08/23	\$198,389.23
756744522	04/03/23	Marked	Yes	Lamb Chevrolet	05/08/23	(\$198,389.23)
756744523	04/03/23	Marked	No	Life Assist Inc	05/08/23	\$4,085.59
756744524	04/03/23	Marked	No	Melcher Printing, Inc	05/08/23	\$240.19
756744525	04/03/23	Marked	No	Municipal Emergency Svcs Inc	05/08/23	\$718.80
756744526	04/03/23	Retrieved	No	MILLS, BRETT		\$260.00
756744527	04/03/23	Marked	No	Neumann High Country Doors	05/08/23	\$1,209.22
756744528	04/03/23	Marked	No	Northern AZ Premier Termite	05/08/23	\$480.00
756744529	04/03/23	Marked	No	O'Reilly Auto Parts	05/08/23	\$7,904.40
756744530	04/03/23	Marked	No	LISA PARSONS	05/08/23	\$1,500.00
756744531	04/03/23	Marked	No	Prescott Steel & Welding	05/08/23	\$251.46
756744532	04/03/23	Marked	No	RWC Group	05/08/23	\$743.31
756744533	04/03/23	Marked	No	Sherwin Williams Company	05/08/23	\$505.87
756744534	04/03/23	Marked	No	Besonson Tools LLC	05/08/23	\$30.07
756744535	04/03/23	Marked	No	Staples Contract & Commerc.Inc	05/08/23	\$155.17
756744536	04/03/23	Marked	No	Tessco, Inc	05/08/23	\$681.98
756744537	04/03/23	Marked	No	Town of Prescott Valley	05/08/23	\$78.29
756744538	04/03/23	Marked	No	Turbo & Electric Sales & Srvc	05/08/23	\$2,150.91
756744539	04/03/23	Marked	No	Unisource Energy Services	05/08/23	\$3,787.25
756744540	04/03/23	Marked	No	United Disposal, Inc	05/08/23	\$264.00
756744541	04/03/23	Marked	No	Wex Bank	05/08/23	\$18,073.94
756744542	04/03/23	Marked	No	W.W. Williams Company LLC	05/08/23	\$941.14
756744543	04/03/23	Marked	No	Yavapai Fleet Yavapai Machine	05/08/23	\$379.23
756744544	04/03/23	Marked	No	YORK CHRYSLER DODGE JEEP RAM	05/08/23	\$618.22
756744545	04/05/23	Marked	No	Courtesy Chevrolet	05/08/23	\$199,992.08
756744546	04/17/23	Marked	No	Arizona General / Ace Hardware	05/08/23	\$2.97
756744547	04/17/23	Retrieved	No	Action Graphics		\$3,660.41
756744550	04/17/23	Retrieved	No	A & E Reprographics, Inc		\$73.92
756744551	04/17/23	Marked	No	American Express, Inc.	05/08/23	\$42,520.11

Bank Reconciliation Register

Document Number	Date	BR Status	Void?	Description	Date Cleared	Amount
-----------------	------	-----------	-------	-------------	--------------	--------

MODULE: CHECKS FROM ACCOUNTS PAYABLE

BANK CONTROL ID: CAFMA - GENERAL FUND

(CONTINUED)

756744567	04/17/23	Marked	No	Arizona Emergency Products	05/08/23	\$284.99
756744568	04/17/23	Marked	No	Arizona PPE Recon, Inc	05/08/23	\$134.00
756744569	04/17/23	Marked	No	Auto Trim Plus LLC	05/08/23	\$1,109.45
756744570	04/17/23	Marked	No	Bennett Oil	05/08/23	\$3,635.12
756744571	04/17/23	Marked	No	Bound Tree Medical LLC	05/08/23	\$11,117.48
756744574	04/17/23	Marked	No	Bradshaw Mtn Environmental Inc	05/08/23	\$135.00
756744575	04/17/23	Marked	No	Bullock Equipment LLC	05/08/23	\$17,297.24
756744576	04/17/23	Marked	No	B & W Fire Security Systems	05/08/23	\$100.00
756744577	04/17/23	Marked	No	Sparklight	05/08/23	\$1,199.21
756744578	04/17/23	Marked	No	Chase Bank	05/08/23	\$630,043.82
756744580	04/17/23	Marked	No	Chase Card Services	05/08/23	\$12,434.78
756744583	04/17/23	Marked	No	Cummins Sales And Service	05/08/23	\$522.00
756744584	04/17/23	Marked	No	Curtis Tools for Heroes	05/08/23	\$8,172.70
756744585	04/17/23	Retrieved	No	DES- Unemployment Tax		\$926.87
756744586	04/17/23	Marked	No	Dish Network	05/08/23	\$148.11
756744587	04/17/23	Marked	No	Diversified Inspections/ITL	05/08/23	\$6,437.81
756744588	04/17/23	Marked	No	FACTORY MOTOR PARTS	05/08/23	\$559.53
756744589	04/17/23	Marked	No	FEDEX	05/08/23	\$43.48
756744590	04/17/23	Marked	No	FleetPride, Inc	05/08/23	\$92.04
756744591	04/17/23	Marked	No	Freightliner of AZ, LLC	05/08/23	\$384.99
756744592	04/17/23	Marked	No	Galls LLC	05/08/23	\$831.23
756744593	04/17/23	Marked	No	GET RIGHT MITIGATION LLC	05/08/23	\$12,210.99
756744594	04/17/23	Marked	No	W.W. Grainger, Inc	05/08/23	\$435.29
756744595	04/17/23	Marked	No	GRANITE TELECOMMUNICATIONS LLC	05/08/23	\$848.39
756744596	04/17/23	Marked	No	Healthcare Medical Waste Svcs	05/08/23	\$220.00
756744597	04/17/23	Retrieved	No	Interstate Batteries		\$242.68
756744598	04/17/23	Marked	No	Manzanita Landscaping, Inc	05/08/23	\$1,357.18
756744599	04/17/23	Marked	No	MAUER SEALING AND STRIPING LLC	05/08/23	\$11,700.00
756744600	04/17/23	Marked	No	Matheson Tri-Gas, Inc	05/08/23	\$2,444.65
756744601	04/17/23	Retrieved	No	MILLS, BRETT		\$390.00
756744602	04/17/23	Marked	No	NAPA Auto Parts	05/08/23	\$2,807.64
756744606	04/17/23	Marked	No	Northern Arizona Inspection	05/08/23	\$3,200.00
756744607	04/17/23	Marked	No	O'Reilly Auto Parts	05/08/23	\$1,231.29
756744609	04/17/23	Retrieved	No	Paymaster Checkwriter Co.		\$472.97
756744610	04/17/23	Marked	No	Prescott Steel & Welding	05/08/23	\$38.69
756744611	04/17/23	Marked	No	Prescott Valley Ace Hardware	05/08/23	\$144.23
756744612	04/17/23	Marked	No	Restored By Faith LLC	05/08/23	\$420.00
756744613	04/17/23	Marked	No	The Counseling Office of	05/08/23	\$8,865.00
756744614	04/17/23	Retrieved	No	ROLLNRACK		\$1,320.00
756744615	04/17/23	Marked	No	RWC Group	05/08/23	\$1,541.53
756744617	04/17/23	Marked	No	S&A EXCAVATION LLC	05/08/23	\$27,767.83
756744618	04/17/23	Marked	No	Securis Insurance Pool, Inc	05/08/23	\$245,108.50
756744619	04/17/23	Marked	No	Sherwin Williams Company	05/08/23	\$175.75
756744620	04/17/23	Marked	No	Staples Contract & Commmerc.Inc	05/08/23	\$260.89
756744621	04/17/23	Marked	No	Teleflex Funding LLC	05/08/23	\$1,325.66
756744622	04/17/23	Marked	No	Town of Prescott Valley	05/08/23	\$156.92
756744623	04/17/23	Marked	No	Turbo & Electric Sales & Srvc	05/08/23	\$1,186.52
756744624	04/17/23	Marked	No	Unisource Energy Services	05/08/23	\$215.44
756744625	04/17/23	Marked	No	Verified First, LLC	05/08/23	\$64.80
756744626	04/17/23	Marked	No	Verizon Wireless	05/08/23	\$6,619.93
756744627	04/17/23	Marked	No	W.W. Williams Company LLC	05/08/23	\$18.34
756744628	04/17/23	Marked	No	Yavapai Fleet Yavapai Machine	05/08/23	\$727.18
756744629	04/17/23	Marked	No	YORK CHRYSLER DODGE JEEP RAM	05/08/23	\$634.16
756744630	04/17/23	Marked	No	YRMCP PHYSICIAN PRACTICES	05/08/23	\$483.00

SUB TOTAL FOR BANK: \$2,131,137.85

TOTAL FOR MODULE: \$2,131,137.85

MODULE: DEPOSITS FROM ACCOUNTS RECEIVABLE

BANK CONTROL ID: CAFMA - GENERAL FUND

4271	04/06/23	Marked	No	Deposit	05/08/23	\$4,686.36
------	----------	--------	----	---------	----------	------------

CAFMA-Central Arizona Fire and Medical
Bank Reconciliation Register

Document Number	Date	BR Status	Void?	Description	Date Cleared	Amount
-----------------	------	-----------	-------	-------------	--------------	--------

MODULE: DEPOSITS FROM ACCOUNTS RECEIVABLE

BANK CONTROL ID: CAFMA - GENERAL FUND					(CONTINUED)	
4272	04/06/23	Marked	No	Deposit	05/08/23	\$1,253.00
4275	04/20/23	Marked	No	Deposit	05/08/23	\$5,142.45
4276	04/20/23	Marked	No	Deposit	05/08/23	\$4,471.06
4280	04/20/23	Marked	No	Deposit	05/08/23	\$13,432.70
4281	04/20/23	Marked	No	Deposit	05/08/23	\$2,245.20
4282	04/20/23	Marked	No	Deposit	05/08/23	\$468.00
4286	04/27/23	Marked	No	Deposit	05/08/23	\$12,862.93
4287	04/27/23	Marked	No	Deposit	05/08/23	\$3,475.28
4289	04/27/23	Marked	No	Deposit	05/08/23	\$4,630.43
4290	04/27/23	Marked	No	Deposit	05/08/23	\$1,129.51
SUB TOTAL FOR BANK:						\$53,796.92
TOTAL FOR MODULE:						\$53,796.92

MODULE: JOURNAL ENTRIES FROM GENERAL LEDGER

BANK CONTROL ID: CAFMA - GENERAL FUND						
Fire Auth Funding	04/30/23	Marked	No	Fire Authority Funding	05/08/23	\$790,399.58
SUB TOTAL FOR BANK:						\$790,399.58
TOTAL FOR MODULE:						\$790,399.58

BR Adjustments Report
For the Bank Statement ending:

Date	Document	Description	GL Account	Offset Amt	Adj. Amt
------	----------	-------------	------------	------------	----------

DOCUMENT:

ADJUSTMENT DOCUMENT " TOTAL:

TOTAL FOR ALL ADJUSTMENTS:

5/8/23
5:27:26 PM

CAFMA-Central Arizona Fire and Medical
Income Statement
(Original Budget to Actual Comparison)
For the period of 4/1/2023 Through 4/30/2023

Fund: (10) General Fund

	Current Period					Year To Date			
	Account	Actual	Budget	Variance	%	Actual	Budget	Variance	%
<u>Revenues</u>									
CVFD Funding Requirement	10310000000	\$163,938.07	\$0.00	\$163,938.07	0.0%	\$3,976,467.56	\$5,575,524.00	\$(1,599,056.44)	(28.7)%
CYFD Funding Requirement	10320000000	626,461.51	0.00	626,461.51	0.0	16,835,626.48	23,300,649.00	(6,465,022.52)	(27.7)
Fire Protection Contracts	10400100000	2,132.77	0.00	2,132.77	0.0	(2,529.97)	180,000.00	(182,529.97)	(101.4)
Outside Agency Work-Vehicle Maint	10430000000	0.00	0.00	0.00	0.0	13,652.16	40,000.00	(26,347.84)	(65.9)
Construction Permits	10440000000	12,648.38	0.00	12,648.38	0.0	130,875.40	51,250.00	79,625.40	155.4
Operational Permits	10442500000	1,575.00	0.00	1,575.00	0.0	9,189.98	1,700.00	7,489.98	440.6
Special Events	10443000000	1,248.00	0.00	1,248.00	0.0	9,460.00	2,680.00	6,780.00	253.0
State of AZ/Off-District Fires	10480000000	0.00	0.00	0.00	0.0	1,239,233.54	50,000.00	1,189,233.54	2378.5
Interest Income-General Fund	10490000000	0.00	0.00	0.00	0.0	146,237.92	50,000.00	96,237.92	192.5
Interest Income-Cap Rsv Fund	10490100000	0.00	0.00	0.00	0.0	104,874.85	0.00	104,874.85	0.0
Interest Revenue-PSPRS Cont Res Fund	10490200000	0.00	0.00	0.00	0.0	33,155.87	0.00	33,155.87	0.0
Misc. Revenues	10510000000	2,560.84	0.00	2,560.84	0.0	189,867.85	110,900.00	78,967.85	71.2
Ambulance Revenue	10511000000	0.00	0.00	0.00	0.0	0.00	2,000,000.00	(2,000,000.00)	(100.0)
Cancer Insurance Premium	10511500000	10,333.00	0.00	10,333.00	0.0	10,333.00	0.00	10,333.00	0.0
PAWUIC/ Defensible Space Reimbursements	10512531000	0.00	0.00	0.00	0.0	9,168.26	24,000.00	(14,831.74)	(61.8)
Tech Services Contracting Revenue	10514041000	9,336.42	0.00	9,336.42	0.0	150,966.96	175,497.00	(24,530.04)	(14.0)
Supplies for Outside Agency Work	10514141000	0.00	0.00	0.00	0.0	0.00	10,000.00	(10,000.00)	(100.0)
Smart & Safe Prop 207 Revenue	10530000000	0.00	0.00	0.00	0.0	168,374.67	410,000.00	(241,625.33)	(58.9)
Rebates/Refunds	10535000000	165.00	0.00	165.00	0.0	7,797.52	0.00	7,797.52	0.0
Donations	10540000000	50.00	0.00	50.00	0.0	250.00	500.00	(250.00)	(50.0)
Grants-FEMA- SAFER	10543000000	0.00	0.00	0.00	0.0	9,800.00	855,235.00	(845,435.00)	(98.9)
Grants - Miscellaneous	10543010000	0.00	0.00	0.00	0.0	11,900.00	0.00	11,900.00	0.0
Misc. Prevention	10560000000	0.00	0.00	0.00	0.0	0.00	2,100.00	(2,100.00)	(100.0)
Warehouse Purchasing Group	10570000000	2,185.30	0.00	2,185.30	0.0	110,079.49	210,000.00	(99,920.51)	(47.6)
61 Lease Revenue	10585500000	2,997.00	0.00	2,997.00	0.0	17,988.00	30,000.00	(12,012.00)	(40.0)
CARTA Classes	10590000000	3,450.00	0.00	3,450.00	0.0	13,475.00	15,000.00	(1,525.00)	(10.2)
CPR/EMS classes	10590500000	350.00	0.00	350.00	0.0	2,825.00	26,000.00	(23,175.00)	(89.1)
Net Revenues		\$839,431.29	\$0.00	\$839,431.29	0.0 %	\$23,199,069.54	\$33,121,035.00	\$(9,921,965.46)	(30.0)%
<u>Personnel Expenses</u>									
Salaries/Admin	10610010000	\$84,633.34	\$0.00	\$(84,633.34)	0.0%	\$824,668.82	\$1,048,452.00	\$223,783.18	21.3%
Salaries/Prevention	10610020000	25,847.38	0.00	(25,847.38)	0.0	280,481.53	397,193.00	116,711.47	29.4
Salaries/Operations	10610030000	708,664.54	0.00	(708,664.54)	0.0	7,108,480.75	9,586,425.00	2,477,944.25	25.8
Salaries/Training	10610035000	18,453.04	0.00	(18,453.04)	0.0	185,421.12	256,633.00	71,211.88	27.7
Salaries/Communications	10610041000	34,110.40	0.00	(34,110.40)	0.0	341,809.38	443,843.00	102,033.62	23.0
Salaries/Facilities Maintenance	10610043000	11,124.80	0.00	(11,124.80)	0.0	110,275.08	139,977.00	29,701.92	21.2
Salaries/Fleet Maint	10610048000	30,688.00	0.00	(30,688.00)	0.0	288,702.55	391,395.00	102,692.45	26.2

5/8/23
5:27:26 PM

CAFMA-Central Arizona Fire and Medical
Income Statement
(Original Budget to Actual Comparison)
For the period of 4/1/2023 Through 4/30/2023

Fund: (10) General Fund

	Account	Actual	Current Period Budget	Variance	%	Actual	Year To Date Budget	Variance	%
Salaries/Warehouse	10610049000	13,843.20	0.00	(13,843.20)	0.0	137,009.98	175,153.00	38,143.02	21.8
Salaries - Ambulance	10610050000	0.00	0.00	0.00	0.0	0.00	761,494.00	761,494.00	100.0
CEO/ Fire Chief	10610110000	14,003.08	0.00	(14,003.08)	0.0	140,969.33	182,039.00	41,069.67	22.6
Special Detail/Prevention	10610320000	0.00	0.00	0.00	0.0	140.00	0.00	(140.00)	0.0
Special Detail/Fire Pals	10610320400	1,760.00	0.00	(1,760.00)	0.0	6,870.00	12,600.00	5,730.00	45.5
Special Detail/ Babysitting Classes	10610320402	0.00	0.00	0.00	0.0	0.00	250.00	250.00	100.0
Special Detail/Prev/Spec Ev Assign Pay	10610320403	0.00	0.00	0.00	0.0	190.00	4,500.00	4,310.00	95.8
Special Detail / OPS	10610330000	0.00	0.00	0.00	0.0	1,340.00	0.00	(1,340.00)	0.0
Spec Det/Ops CPR Prgrm Int/Ext	10610330425	620.00	0.00	(620.00)	0.0	3,180.00	5,000.00	1,820.00	36.4
Telestaff Maintenance	10610330426	0.00	0.00	0.00	0.0	0.00	2,000.00	2,000.00	100.0
Spec Det/Ops Emplpyee Hlth Immuniz Prgrm	10610330431	0.00	0.00	0.00	0.0	0.00	1,400.00	1,400.00	100.0
Spec Det/Ops Cisd Program Shift Peers	10610330435	0.00	0.00	0.00	0.0	0.00	500.00	500.00	100.0
Spec Det/Ops/Tower Work	10610330439	0.00	0.00	0.00	0.0	0.00	6,500.00	6,500.00	100.0
Spec Det/Ops Haz Mat Program	10610330440	0.00	0.00	0.00	0.0	240.00	625.00	385.00	61.6
Spec Det/Ops Hose Program	10610330441	0.00	0.00	0.00	0.0	0.00	500.00	500.00	100.0
Spec Det/Ops SCBA Program	10610330442	120.00	0.00	(120.00)	0.0	120.00	6,500.00	6,380.00	98.2
Spec Det/Ops Recruit Academy	10610330447	0.00	0.00	0.00	0.0	44,157.81	8,700.00	(35,457.81)	(407.6)
Spec Det/Ops Promo Testing	10610330449	0.00	0.00	0.00	0.0	6,580.00	8,250.00	1,670.00	20.2
Spec Det/ Ops Misc.	10610330452	8,184.48	0.00	(8,184.48)	0.0	32,512.96	8,000.00	(24,512.96)	(306.4)
Spec Duty Training	10610335476	0.00	0.00	0.00	0.0	0.00	2,600.00	2,600.00	100.0
Spec Det/Trng Instr CARTA	10610335479	40.00	0.00	(40.00)	0.0	2,160.00	5,000.00	2,840.00	56.8
Spec Det/ In House EMS Training	10610335482	0.00	0.00	0.00	0.0	9,860.00	25,000.00	15,140.00	60.6
Spec Det/Tower Rescue/Instructor	10610335483	0.00	0.00	0.00	0.0	0.00	1,000.00	1,000.00	100.0
Spec Det/ Warehouse	10610349451	0.00	0.00	0.00	0.0	0.00	5,000.00	5,000.00	100.0
Special Detail - Ambulance	10610350000	0.00	0.00	0.00	0.0	0.00	2,000.00	2,000.00	100.0
Acting Pay - Administration	10610410000	10.00	0.00	(10.00)	0.0	370.14	0.00	(370.14)	0.0
Acting Pay - Prevention	10610420000	0.00	0.00	0.00	0.0	91.43	500.00	408.57	81.7
Acting Pay - Ops	10610430000	4,487.50	0.00	(4,487.50)	0.0	37,241.95	52,560.00	15,318.05	29.1
Acting Pay - Fleet Maintenance	10610448000	0.00	0.00	0.00	0.0	190.00	400.00	210.00	52.5
Acting Pay - Warehouse	10610449000	0.00	0.00	0.00	0.0	80.00	0.00	(80.00)	0.0
Supervisory Assignment - Ambulance	10610450000	0.00	0.00	0.00	0.0	0.00	1,000.00	1,000.00	100.0
Vacation/ Sick Leave Buy Back	10610530000	0.00	0.00	0.00	0.0	90,806.56	300,000.00	209,193.44	69.7
O.T. Salaries/Admin	10611010000	0.00	0.00	0.00	0.0	458.22	9,000.00	8,541.78	94.9
O.T. Salaries/ Prevention	10611020000	0.00	0.00	0.00	0.0	4,079.25	15,000.00	10,920.75	72.8
Recall O.T./Operations	10611030000	2,847.09	0.00	(2,847.09)	0.0	38,890.28	45,000.00	6,109.72	13.6
SWAT Response / Coverage	10611030250	(1,080.32)	0.00	1,080.32	0.0	(3,826.00)	9,000.00	12,826.00	142.5
O.T. Salaries/CARTA	10611035000	0.00	0.00	0.00	0.0	831.70	2,828.00	1,996.30	70.6
O.T. Salaries/Tech Sevicees	10611041000	1,675.65	0.00	(1,675.65)	0.0	25,656.78	25,000.00	(656.78)	(2.6)

5/8/23
5:27:26 PM

CAFMA-Central Arizona Fire and Medical
Income Statement
(Original Budget to Actual Comparison)
For the period of 4/1/2023 Through 4/30/2023

Fund: (10) General Fund

	Account	Actual	Current Period Budget	Variance	%	Actual	Year To Date Budget	Variance	%
O.T. Salaries/Comm-Outside Agency	10611041561	(569.09)	0.00	569.09	0.0	(2,510.08)	0.00	2,510.08	0.0
O.T. Salaries/Facilities Maintenance	10611043000	0.00	0.00	0.00	0.0	0.00	5,000.00	5,000.00	100.0
O.T. Salaries/ Fleet Maintenance	10611048000	303.11	0.00	(303.11)	0.0	8,084.01	23,000.00	14,915.99	64.9
O.T. Salaries/Warehouse	10611049000	0.00	0.00	0.00	0.0	644.88	15,000.00	14,355.12	95.7
Overtime - Ambulance	10611050000	0.00	0.00	0.00	0.0	0.00	38,075.00	38,075.00	100.0
FLSA Pay	10611130000	48,769.52	0.00	(48,769.52)	0.0	472,423.81	718,607.00	246,183.19	34.3
Shift O.T./Operations	10611230000	0.00	0.00	0.00	0.0	0.00	479,321.00	479,321.00	100.0
Shift OT Sal/Ops/Rte Shft Cov(AD,SL,FMLA	10611230200	23,461.72	0.00	(23,461.72)	0.0	665,693.50	0.00	(665,693.50)	0.0
Off District Wildland Fires	10611431000	0.00	0.00	0.00	0.0	446,678.00	50,000.00	(396,678.00)	(793.4)
Training Captain OT	10611535300	3,019.00	0.00	(3,019.00)	0.0	29,261.60	35,200.00	5,938.40	16.9
Trng Cov/Special Duty Pay	10611535304	4,652.05	0.00	(4,652.05)	0.0	4,652.05	4,950.00	297.95	6.0
Trng Cov/EVOC Driver Training Inst Pay	10611535307	0.00	0.00	0.00	0.0	0.00	2,500.00	2,500.00	100.0
Trng Cov/Swift Water Training Officers	10611535380	0.00	0.00	0.00	0.0	720.00	2,500.00	1,780.00	71.2
Trng Cov/Engine Co Training Coverage	10611835326	0.00	0.00	0.00	0.0	0.00	12,600.00	12,600.00	100.0
Trng Cov/OT Eng Co Trng Coverage	10611835330	248.38	0.00	(248.38)	0.0	2,776.84	26,500.00	23,723.16	89.5
Trng Cov/ OT Special Ops Training	10611835336	0.00	0.00	0.00	0.0	0.00	3,000.00	3,000.00	100.0
Trng Cov/Paramedic Upgrade Training	10611835337	0.00	0.00	0.00	0.0	0.00	10,000.00	10,000.00	100.0
Trng Cov/ OT TRT/ HAZ MAT Training	10611835338	0.00	0.00	0.00	0.0	0.00	12,000.00	12,000.00	100.0
ASRS Retirement/Admin	10612910000	10,445.23	0.00	(10,445.23)	0.0	80,537.72	94,896.00	14,358.28	15.1
ASRS Retirement/Prevention	10612920000	553.16	0.00	(553.16)	0.0	20,107.46	35,557.00	15,449.54	43.5
ASRS Retirement/Training	10612935000	376.98	0.00	(376.98)	0.0	3,885.52	4,874.00	988.48	20.3
ASRS Retirement/Tech Services	10612941000	4,625.23	0.00	(4,625.23)	0.0	47,525.56	57,058.00	9,532.44	16.7
ASRS Retirement/Facilities Maintenance	10612943000	1,437.84	0.00	(1,437.84)	0.0	14,252.68	17,644.00	3,391.32	19.2
ASRS Retirement/Fleet Maint	10612948000	2,195.40	0.00	(2,195.40)	0.0	25,107.37	35,987.00	10,879.63	30.2
ASRS Retirement/Warehouse	10612949000	1,738.12	0.00	(1,738.12)	0.0	17,385.07	23,142.00	5,756.93	24.9
ASRS Retirement - Ambulance	10612950000	0.00	0.00	0.00	0.0	0.00	97,673.00	97,673.00	100.0
PSPRS/Admin	10613010000	4,829.84	0.00	(4,829.84)	0.0	46,344.08	157,842.00	111,497.92	70.6
PSPRS/Prevention	10613020000	0.00	0.00	0.00	0.0	50.00	0.00	(50.00)	0.0
PSPRS Operations	10613030000	99,082.56	0.00	(99,082.56)	0.0	1,108,784.92	4,927,817.00	3,819,032.08	77.5
PSPRS/ CARTA	10613035000	3,074.16	0.00	(3,074.16)	0.0	34,085.35	112,235.00	78,149.65	69.6
PSPRS/ Fleet Maint	10613048000	1,865.27	0.00	(1,865.27)	0.0	19,440.89	67,791.00	48,350.11	71.3
PSPRS/COP - Interest	10613130001	0.00	0.00	0.00	0.0	605,459.86	0.00	(605,459.86)	0.0
401A/Admin	10613210000	0.00	0.00	0.00	0.0	0.00	79,296.00	79,296.00	100.0
401A/ Prevention	10613220000	0.00	0.00	0.00	0.0	0.00	13,787.00	13,787.00	100.0
401A Retirement / Ops	10613230000	29,556.71	0.00	(29,556.71)	0.0	306,763.71	734,559.00	427,795.29	58.2
401A/ Fire Chief	10613310000	868.20	0.00	(868.20)	0.0	20,818.20	35,716.00	14,897.80	41.7
Worker's Comp Insurance/Admin	10615010000	0.00	0.00	0.00	0.0	836.00	44,951.00	44,115.00	98.1
Worker's Comp/Prevention	10615020000	0.00	0.00	0.00	0.0	0.00	38,270.00	38,270.00	100.0

5/8/23
5:27:26 PM

CAFMA-Central Arizona Fire and Medical
Income Statement
(Original Budget to Actual Comparison)
For the period of 4/1/2023 Through 4/30/2023

Fund: (10) General Fund

	Account	Actual	Current Period Budget	Variance	%	Actual	Year To Date Budget	Variance	%
Worker's Comp / Ops	10615030000	245,108.50	0.00	(245,108.50)	0.0	1,449,320.00	990,613.00	(458,707.00)	(46.3)
Worker's Comp/Training	10615035000	0.00	0.00	0.00	0.0	0.00	23,089.00	23,089.00	100.0
Worker's Comp/Comm	10615041000	0.00	0.00	0.00	0.0	459.00	41,722.00	41,263.00	98.9
Worker's Comp/Facilities	10615043000	0.00	0.00	0.00	0.0	400.00	12,902.00	12,502.00	96.9
Worker's Comp/Maint	10615048000	0.00	0.00	0.00	0.0	(81.00)	36,913.00	36,994.00	100.2
Worker's Comp/Warehouse	10615049000	0.00	0.00	0.00	0.0	1,012.00	16,922.00	15,910.00	94.0
Workers Comp Insurance - Ambulance	10615050000	0.00	0.00	0.00	0.0	0.00	67,765.00	67,765.00	100.0
Worker's Comp/Volunteers	10615110000	0.00	0.00	0.00	0.0	0.00	10.00	10.00	100.0
Worker's Comp Wages Reimbursement	10616500000	(1,155.15)	0.00	1,155.15	0.0	(23,460.67)	0.00	23,460.67	0.0
Unemployment Insurance/Admin	10617010000	13.20	0.00	(13.20)	0.0	122.48	3,211.00	3,088.52	96.2
Unemployment/Prevention	10617020000	0.00	0.00	0.00	0.0	22.41	1,284.00	1,261.59	98.3
Unemployment Insurance/Ops	10617030000	4.08	0.00	(4.08)	0.0	761.24	25,901.00	25,139.76	97.1
Unemployment / Training	10617035000	0.00	0.00	0.00	0.0	16.79	642.00	625.21	97.4
Unemployment/Communications	10617041000	0.00	0.00	0.00	0.0	28.00	1,070.00	1,042.00	97.4
Unemployment/Facilities	10617043000	0.00	0.00	0.00	0.0	11.20	428.00	416.80	97.4
Unemployment/Maint	10617048000	0.00	0.00	0.00	0.0	22.42	1,070.00	1,047.58	97.9
Unemployment/Warehouse	10617049000	0.00	0.00	0.00	0.0	16.81	535.00	518.19	96.9
Unemployment Insurance - Ambulance	10617050000	0.00	0.00	0.00	0.0	0.00	2,783.00	2,783.00	100.0
401A-ASRS/Admin	10618010000	4,912.24	0.00	(4,912.24)	0.0	39,476.33	59,631.00	20,154.67	33.8
401A-ASRS/Prevention	10618020000	265.36	0.00	(265.36)	0.0	11,092.68	16,726.00	5,633.32	33.7
401A-ASRS/Training	10618035000	192.06	0.00	(192.06)	0.0	1,979.49	175.00	(1,804.49)	(1031.1)
401A-ASRS/Communication	10618041000	2,218.73	0.00	(2,218.73)	0.0	22,798.32	29,368.00	6,569.68	22.4
401A-ASRS/Facilities Maint	10618043000	689.74	0.00	(689.74)	0.0	6,837.03	8,989.00	2,151.97	23.9
401A-ASRS/ Maint	10618048000	1,053.14	0.00	(1,053.14)	0.0	12,085.03	17,645.00	5,559.97	31.5
401A-ASRS/ Warehouse	10618049000	858.28	0.00	(858.28)	0.0	8,588.61	11,789.00	3,200.39	27.1
401A-ASRS - Ambulance	10618050000	0.00	0.00	0.00	0.0	0.00	49,116.00	49,116.00	100.0
Medicare / Admin	10618110000	1,687.84	0.00	(1,687.84)	0.0	14,287.79	17,973.00	3,685.21	20.5
Medicare Exp/Prevention	10618120000	62.06	0.00	(62.06)	0.0	3,898.68	6,236.00	2,337.32	37.5
Medicare / OPS	10618130000	11,588.60	0.00	(11,588.60)	0.0	127,106.87	165,760.00	38,653.13	23.3
Medicare Exp/CARTA	10618135000	261.90	0.00	(261.90)	0.0	3,089.00	3,762.00	673.00	17.9
Medicare Exp/Communications	10618141000	506.40	0.00	(506.40)	0.0	5,212.12	6,898.00	1,685.88	24.4
Medicare Exp/Facilities Maintenance	10618143000	158.14	0.00	(158.14)	0.0	1,568.59	2,102.00	533.41	25.4
Medicare Exp/Maint	10618148000	376.80	0.00	(376.80)	0.0	4,167.39	6,015.00	1,847.61	30.7
Medicare Exp/Warehouse	10618149000	199.46	0.00	(199.46)	0.0	1,996.56	2,757.00	760.44	27.6
Medicare Tax - Ambulance	10618150000	0.00	0.00	0.00	0.0	0.00	11,042.00	11,042.00	100.0
Post Employment Health Plan	10618530000	10,451.58	0.00	(10,451.58)	0.0	113,070.15	132,633.00	19,562.85	14.7
Medical Insurance./Admin	10619010000	3,571.16	0.00	(3,571.16)	0.0	109,378.51	167,040.00	57,661.49	34.5
Medical Insurance/Prevention	10619020000	699.00	0.00	(699.00)	0.0	33,321.59	57,420.00	24,098.41	42.0

5/8/23
5:27:26 PM

CAFMA-Central Arizona Fire and Medical
Income Statement
(Original Budget to Actual Comparison)
For the period of 4/1/2023 Through 4/30/2023

Fund: (10) General Fund

	Account	Actual	Current Period Budget	Variance	%	Actual	Year To Date Budget	Variance	%
Medical Insurance/OPS	10619030000	29,529.64	0.00	(29,529.64)	0.0	865,082.80	1,273,680.00	408,597.20	32.1
Medical Insurance/Training	10619035000	504.00	0.00	(504.00)	0.0	21,190.69	41,760.00	20,569.31	49.3
Medical Insurance/Comm	10619041000	1,307.32	0.00	(1,307.32)	0.0	35,752.75	57,420.00	21,667.25	37.7
Medical Insurance/Facilities	10619043000	447.00	0.00	(447.00)	0.0	14,436.56	20,880.00	6,443.44	30.9
Medical Insurance/Maint	10619048000	1,307.32	0.00	(1,307.32)	0.0	33,659.57	54,810.00	21,150.43	38.6
Medical Insurance/Warehouse	10619049000	756.00	0.00	(756.00)	0.0	21,811.69	31,320.00	9,508.31	30.4
Health Insurance - Ambulance	10619050000	0.00	0.00	0.00	0.0	0.00	135,720.00	135,720.00	100.0
Medical Insurance Assistance/OPS	10619130000	0.00	0.00	0.00	0.0	502,358.00	610,008.00	107,650.00	17.6
Training and Travel - Facilities Mtc	10659043000	0.00	0.00	0.00	0.0	0.00	1,500.00	1,500.00	100.0
Total Personnel Expenses		\$1,518,139.97	\$0.00	\$(1,518,139.97)	0.0 %	\$17,142,746.10	\$26,193,200.00	\$9,050,453.90	34.6 %
<u>Supply Expenses</u>									
Office Supplies / Admin	10620010000	\$(75.01)	\$0.00	\$75.01	0.0%	\$(235.01)	\$500.00	\$735.01	147.0%
Office Supplies / Tech Services	10620041000	24.76	0.00	(24.76)	0.0	783.89	500.00	(283.89)	(56.8)
Office Supplies	10620049000	687.32	0.00	(687.32)	0.0	6,214.07	12,500.00	6,285.93	50.3
Supplies - Ambulance	10620050000	0.00	0.00	0.00	0.0	0.00	606.00	606.00	100.0
Computer Supplies & Software / Training	10620135000	0.00	0.00	0.00	0.0	15,933.13	17,200.00	1,266.87	7.4
Computer Supplies & Equipment / Communic	10620141000	10,938.16	0.00	(10,938.16)	0.0	298,010.14	344,065.00	46,054.86	13.4
In House Dupl & Prtg	10620510000	0.00	0.00	0.00	0.0	14,847.07	15,000.00	152.93	1.0
In House Dupl & Prtg/ Warehouse	10620549000	3,377.31	0.00	(3,377.31)	0.0	12,870.62	17,250.00	4,379.38	25.4
In House Duplicating - Ambulance	10620550000	0.00	0.00	0.00	0.0	0.00	180.00	180.00	100.0
District Fire Corps Program	10621010000	0.00	0.00	0.00	0.0	40.00	500.00	460.00	92.0
District Mapping Program	10621141000	0.00	0.00	0.00	0.0	0.00	8,700.00	8,700.00	100.0
Employee Health & Wellness Supplies	10621230000	0.00	0.00	0.00	0.0	0.00	157.00	157.00	100.0
Medical Supplies	10621530000	15,596.12	0.00	(15,596.12)	0.0	132,626.53	140,499.00	7,872.47	5.6
Medical Supplies-Disposable-Ambulance	10621550000	0.00	0.00	0.00	0.0	2,000.00	104,340.00	102,340.00	98.1
CPR Supplies & Books	10621630000	0.00	0.00	0.00	0.0	520.24	10,000.00	9,479.76	94.8
Medical Equipment Replacement	10621730000	5,578.92	0.00	(5,578.92)	0.0	19,115.29	22,050.00	2,934.71	13.3
Fuel (Diesel & Gas)	10622048000	22,219.55	0.00	(22,219.55)	0.0	274,641.49	359,500.00	84,858.51	23.6
Fuel - Ambulance	10622050000	0.00	0.00	0.00	0.0	0.00	10,341.00	10,341.00	100.0
Oil & Lubr. (Routine)	10622148000	1,230.51	0.00	(1,230.51)	0.0	17,565.13	25,000.00	7,434.87	29.7
Vehicle Fluid Supplies - Ambulance	10622150000	0.00	0.00	0.00	0.0	0.00	2,000.00	2,000.00	100.0
Uniforms/Admin	10623010000	1,932.05	0.00	(1,932.05)	0.0	2,029.94	3,550.00	1,520.06	42.8
Uniforms/Prevention	10623020000	0.00	0.00	0.00	0.0	0.00	3,000.00	3,000.00	100.0
Uniforms/Operations	10623030000	2,947.40	0.00	(2,947.40)	0.0	103,146.90	129,450.00	26,303.10	20.3
Uniforms/Operations - Honor Guard	10623030540	760.55	0.00	(760.55)	0.0	760.55	4,000.00	3,239.45	81.0
Uniforms - Training	10623035000	0.00	0.00	0.00	0.0	0.00	4,200.00	4,200.00	100.0
Uniforms/Communications	10623041000	0.00	0.00	0.00	0.0	13.10	2,500.00	2,486.90	99.5

5/8/23
5:27:26 PM

CAFMA-Central Arizona Fire and Medical
Income Statement
(Original Budget to Actual Comparison)
For the period of 4/1/2023 Through 4/30/2023

Fund: (10) General Fund

	Account	Actual	Current Period Budget	Variance	%	Actual	Year To Date Budget	Variance	%
Uniforms-Facilities Maintenance	10623043000	0.00	0.00	0.00	0.0	51.30	1,000.00	948.70	94.9
Uniforms-Fleet Maintenance	10623048000	0.00	0.00	0.00	0.0	0.00	2,750.00	2,750.00	100.0
Uniforms/Warehouse	10623049000	0.00	0.00	0.00	0.0	0.00	1,750.00	1,750.00	100.0
Uniforms - Ambulance	10623050000	0.00	0.00	0.00	0.0	785.54	18,000.00	17,214.46	95.6
Protective Clothing	10623130000	634.67	0.00	(634.67)	0.0	132,184.10	207,510.00	75,325.90	36.3
Station Boots	10623130100	4,795.90	0.00	(4,795.90)	0.0	21,296.97	18,300.00	(2,996.97)	(16.4)
Library Reference Materials / Admin	10624010000	0.00	0.00	0.00	0.0	549.04	2,764.00	2,214.96	80.1
Operations Supplies/Routine	10624030000	0.00	0.00	0.00	0.0	1,415.31	5,550.00	4,134.69	74.5
Library Reference Materials/Tr Ctr	10624035000	0.00	0.00	0.00	0.0	2,678.68	6,450.00	3,771.32	58.5
Communications Supplies / Routine	10624041000	0.00	0.00	0.00	0.0	211.97	1,000.00	788.03	78.8
Facilities Maint Supplies/Routine	10624043000	0.00	0.00	0.00	0.0	0.00	530.00	530.00	100.0
Supplies/Prevention	10624220000	0.00	0.00	0.00	0.0	828.99	2,840.00	2,011.01	70.8
Supplies / Fleet Maintenance	10624248000	2,747.55	0.00	(2,747.55)	0.0	8,939.58	13,000.00	4,060.42	31.2
Supplies / Warehouse	10624249000	1,570.93	0.00	(1,570.93)	0.0	3,148.66	6,000.00	2,851.34	47.5
Library Reference Materials/Prevention	10624320000	0.00	0.00	0.00	0.0	130.00	2,960.00	2,830.00	95.6
Pub Ed/School Ed/Prevention	10624520000	654.80	0.00	(654.80)	0.0	9,136.40	12,015.00	2,878.60	24.0
Public Education/EMS	10624530000	0.00	0.00	0.00	0.0	0.00	6,500.00	6,500.00	100.0
Supplies-Warehouse Purchasing Group	10624549000	5,964.53	0.00	(5,964.53)	0.0	109,091.52	200,000.00	90,908.48	45.5
PAWUIC Defensiblw Space Grant	10624920010	0.00	0.00	0.00	0.0	9,168.26	24,000.00	14,831.74	61.8
Vehicle Maint (Routine)	10625048000	13,297.42	0.00	(13,297.42)	0.0	114,909.15	164,000.00	49,090.85	29.9
Vehicle Maintenance - Ambulance	10625050000	0.00	0.00	0.00	0.0	2,587.37	6,769.00	4,181.63	61.8
Vehicle Maint (Special Prjcts)	10625148000	626.72	0.00	(626.72)	0.0	3,460.41	8,000.00	4,539.59	56.7
FF Equipment Maintenance	10626048000	1,546.76	0.00	(1,546.76)	0.0	15,447.04	21,500.00	6,052.96	28.2
SCBA Supplies & Maint	10626348000	100.65	0.00	(100.65)	0.0	10,008.71	10,000.00	(8.71)	(0.1)
SCBA Supplies & Maintenance	10626349000	718.80	0.00	(718.80)	0.0	20,016.16	24,500.00	4,483.84	18.3
Tire Replacement	10626548000	784.43	0.00	(784.43)	0.0	51,048.75	66,000.00	14,951.25	22.7
Tire Repair	10626648000	290.91	0.00	(290.91)	0.0	4,863.97	6,500.00	1,636.03	25.2
Building Maint Supplies	10627043001	1,439.94	0.00	(1,439.94)	0.0	4,940.17	20,500.00	15,559.83	75.9
Building Maint Supplies/Prevention	10627043002	8.18	0.00	(8.18)	0.0	38.59	2,500.00	2,461.41	98.5
Building Maint Supplies-Administration	10627043011	1,943.80	0.00	(1,943.80)	0.0	4,354.34	7,000.00	2,645.66	37.8
Building Maint Supplies/CARTA	10627043035	731.34	0.00	(731.34)	0.0	9,640.29	13,500.00	3,859.71	28.6
Building Maint Supplies/Comm Building	10627043041	0.00	0.00	0.00	0.0	147.88	4,000.00	3,852.12	96.3
Building Maint Supplies/Maint Facility	10627043048	338.79	0.00	(338.79)	0.0	4,431.70	5,000.00	568.30	11.4
Building Maint Supplies/Warehouse	10627043049	0.00	0.00	0.00	0.0	3,337.08	5,000.00	1,662.92	33.3
Building Maint Supplies/Sta 50	10627043050	1,044.05	0.00	(1,044.05)	0.0	4,266.22	4,000.00	(266.22)	(6.7)
Building Maint Supplies/Sta 51	10627043051	22.55	0.00	(22.55)	0.0	1,608.72	5,600.00	3,991.28	71.3
Building Maint Supplies/Sta 52	10627043052	0.00	0.00	0.00	0.0	480.79	2,000.00	1,519.21	76.0
Building Maint Supplies/Sta 53	10627043053	0.00	0.00	0.00	0.0	1,923.82	5,000.00	3,076.18	61.5

5/8/23
5:27:26 PM

CAFMA-Central Arizona Fire and Medical
Income Statement
(Original Budget to Actual Comparison)
For the period of 4/1/2023 Through 4/30/2023

Fund: (10) General Fund

	Account	Actual	Current Period		%	Actual	Year To Date		%
			Budget	Variance			Budget	Variance	
Building Maint Supplies/Sta 54	10627043054	31.93	0.00	(31.93)	0.0	4,935.12	5,000.00	64.88	1.3
Building Maint Supplies/Sta 56	10627043056	1,209.22	0.00	(1,209.22)	0.0	1,209.22	2,000.00	790.78	39.5
Building Maint Supplies/Sta 57	10627043057	26.85	0.00	(26.85)	0.0	1,355.20	5,000.00	3,644.80	72.9
Building Maint Supplies/Sta 58	10627043058	408.33	0.00	(408.33)	0.0	4,250.79	5,000.00	749.21	15.0
Building Maint Supplies/Sta 59	10627043059	0.00	0.00	0.00	0.0	1,155.52	5,000.00	3,844.48	76.9
Building Maint Supplies - Station 61	10627043061	222.51	0.00	(222.51)	0.0	5,229.01	9,000.00	3,770.99	41.9
Building Maint Supplies - Station 62	10627043062	529.00	0.00	(529.00)	0.0	1,535.99	5,000.00	3,464.01	69.3
Building Maint Supplies - Station 63	10627043063	746.79	0.00	(746.79)	0.0	2,025.77	5,000.00	2,974.23	59.5
Building Maint Supplies- Large Projects	10627043100	11,700.00	0.00	(11,700.00)	0.0	74,853.11	150,000.00	75,146.89	50.1
Furniture & Fixture Replacement	10627143000	0.00	0.00	0.00	0.0	26,283.16	29,200.00	2,916.84	10.0
Furniture & Fixtures / Warehouse	10627149000	1,907.49	0.00	(1,907.49)	0.0	6,289.91	6,000.00	(289.91)	(4.8)
Janitorial / All Stations	10627249000	2,191.51	0.00	(2,191.51)	0.0	27,658.70	33,500.00	5,841.30	17.4
Janitorial Supplies - Ambulance	10627250000	0.00	0.00	0.00	0.0	0.00	1,528.00	1,528.00	100.0
Station Supplies-All Stations	10627349000	326.80	0.00	(326.80)	0.0	14,627.06	15,000.00	372.94	2.5
Site / Equip Maint Supplies / Comm	10627441000	623.60	0.00	(623.60)	0.0	21,392.15	25,000.00	3,607.85	14.4
Radio/Pager Maintenance	10628041000	66.75	0.00	(66.75)	0.0	12,116.55	107,500.00	95,383.45	88.7
Supplies for Outside Agency Work	10628141000	(1,540.25)	0.00	1,540.25	0.0	5,039.40	10,000.00	4,960.60	49.6
Supplies for Outside Agency Work	10628148000	0.00	0.00	0.00	0.0	5,819.11	24,000.00	18,180.89	75.8
Batteries / Communications	10628841000	0.00	0.00	0.00	0.0	0.00	150.00	150.00	100.0
Batteries/ All Stations	10628849000	71.74	0.00	(71.74)	0.0	1,694.42	3,170.00	1,475.58	46.5
Firefighter Equipment Replacement	10628930000	15,805.42	0.00	(15,805.42)	0.0	62,050.30	55,600.00	(6,450.30)	(11.6)
Firefighting Equipment New Purchases	10629030000	3,892.25	0.00	(3,892.25)	0.0	3,892.25	80,000.00	76,107.75	95.1
Ambulance Equipment - Routine	10629050000	0.00	0.00	0.00	0.0	0.00	12,800.00	12,800.00	100.0
Haz-Mat Equipment	10629130000	(176.57)	0.00	176.57	0.0	4,970.67	9,000.00	4,029.33	44.8
Comm/Radio Technician Equipment	10629241000	245.61	0.00	(245.61)	0.0	2,468.10	6,750.00	4,281.90	63.4
Technical Rescue Equipment	10629330000	25.06	0.00	(25.06)	0.0	14,041.37	14,000.00	(41.37)	(0.3)
Drone Program	10629430000	400.00	0.00	(400.00)	0.0	575.00	3,500.00	2,925.00	83.6
Wildland Equipment Replacement	10629530000	640.66	0.00	(640.66)	0.0	3,548.36	10,000.00	6,451.64	64.5
CARTA Equipment/ Prop Supplies	10629635000	0.00	0.00	0.00	0.0	5,061.02	32,000.00	26,938.98	84.2
Exercise Equipment - Ops	10629730000	6,946.62	0.00	(6,946.62)	0.0	8,926.64	10,000.00	1,073.36	10.7
Small Tools/Facilities Maintenance	10630043000	1,160.39	0.00	(1,160.39)	0.0	3,527.02	11,500.00	7,972.98	69.3
Small Tools / Maintenance	10630048000	330.02	0.00	(330.02)	0.0	4,878.14	9,000.00	4,121.86	45.8
Small Tools / Warehouse	10630049000	0.00	0.00	0.00	0.0	409.50	900.00	490.50	54.5
Safety Equip & Supplies/Warehouse	10631049000	0.00	0.00	0.00	0.0	0.00	750.00	750.00	100.0
Total Supply Expenses		\$152,272.09	\$0.00	\$(152,272.09)	0.0 %	\$1,789,829.12	\$2,853,724.00	\$1,063,894.88	37.3 %
<u>Service Expenses</u>									
Audit & Accounting	10640010000	\$0.00	\$0.00	\$0.00	0.0%	\$25,312.50	\$36,000.00	\$10,687.50	29.7%

5/8/23
5:27:26 PM

CAFMA-Central Arizona Fire and Medical
Income Statement
(Original Budget to Actual Comparison)
For the period of 4/1/2023 Through 4/30/2023

Fund: (10) General Fund

	Account	Actual	Current Period Budget	Variance	%	Actual	Year To Date Budget	Variance	%
Audit & Accounting - Ambulance	10640050000	0.00	0.00	0.00	0.0	0.00	4,320.00	4,320.00	100.0
Other Prof Services/Admin	10640510000	647.77	0.00	(647.77)	0.0	7,366.01	44,600.00	37,233.99	83.5
Other Prof. Services/Prevention	10640520000	3,200.00	0.00	(3,200.00)	0.0	30,402.50	0.00	(30,402.50)	0.0
Other Prof Services/Ops	10640530000	2,444.65	0.00	(2,444.65)	0.0	40,106.17	47,951.00	7,844.83	16.4
Other Prof Services/Comm	10640541000	1,875.00	0.00	(1,875.00)	0.0	24,455.52	81,500.00	57,044.48	70.0
Other Prof Services/Facilities	10640543000	12,630.99	0.00	(12,630.99)	0.0	38,300.30	44,450.00	6,149.70	13.8
Other Professional Services-Ambulance	10640550000	0.00	0.00	0.00	0.0	0.00	85,350.00	85,350.00	100.0
Legal Services - Routine	10641010000	0.00	0.00	0.00	0.0	28,600.50	70,000.00	41,399.50	59.1
Legal Services-Non Routine	10641010600	0.00	0.00	0.00	0.0	693.00	7,500.00	6,807.00	90.8
Legal Services - CON Legal & Consulting	10641010605	0.00	0.00	0.00	0.0	58,656.92	75,000.00	16,343.08	21.8
Legal Services - Ambulance	10641050000	0.00	0.00	0.00	0.0	0.00	65,000.00	65,000.00	100.0
Mental Health	10641510000	5,125.00	0.00	(5,125.00)	0.0	57,275.50	89,400.00	32,124.50	35.9
Employee Health / Exams/Ops	10641530000	2,118.00	0.00	(2,118.00)	0.0	57,990.00	604,245.00	546,255.00	90.4
Employee Assistance Program	10642010000	3,740.00	0.00	(3,740.00)	0.0	35,421.00	9,200.00	(26,221.00)	(285.0)
Dispatch Services/Ops	10642530000	77,269.44	0.00	(77,269.44)	0.0	523,424.31	1,027,979.00	504,554.69	49.1
Dispatch Services - Ambulance	10642550000	0.00	0.00	0.00	0.0	0.00	100,000.00	100,000.00	100.0
Communications/Admin	10643010000	848.39	0.00	(848.39)	0.0	1,880.18	0.00	(1,880.18)	0.0
Communications	10643041000	8,195.24	0.00	(8,195.24)	0.0	76,894.82	91,700.00	14,805.18	16.1
Communications - Ambulance	10643050000	0.00	0.00	0.00	0.0	0.00	8,000.00	8,000.00	100.0
Postage/Admin	10643510000	(4.00)	0.00	4.00	0.0	2,140.15	7,550.00	5,409.85	71.7
Shipping / Warehouse	10643549000	130.59	0.00	(130.59)	0.0	1,399.15	1,750.00	350.85	20.0
Postage - Ambulance	10643550000	0.00	0.00	0.00	0.0	0.00	225.00	225.00	100.0
Fire Board Expenses	10644110000	0.00	0.00	0.00	0.0	131.59	500.00	368.41	73.7
Off District Expenses	10644231000	1,100.06	0.00	(1,100.06)	0.0	91,800.26	20,000.00	(71,800.26)	(359.0)
Newspaper Advertising	10647010000	0.00	0.00	0.00	0.0	1,034.28	4,000.00	2,965.72	74.1
Outside Duplication & Printing / Admin	10649010000	115.72	0.00	(115.72)	0.0	1,392.52	1,750.00	357.48	20.4
Outside Dupl & Printing/Prevention	10649020000	198.39	0.00	(198.39)	0.0	2,778.98	1,400.00	(1,378.98)	(98.5)
Outside Dupl & Printing/Ops	10649030000	0.00	0.00	0.00	0.0	2,382.83	2,800.00	417.17	14.9
Insurance	10650010000	0.00	0.00	0.00	0.0	124,956.00	176,000.00	51,044.00	29.0
Insurance - Ambulance	10650050000	0.00	0.00	0.00	0.0	0.00	6,131.00	6,131.00	100.0
Cable TV	10650843000	514.91	0.00	(514.91)	0.0	2,107.47	1,575.00	(532.47)	(33.8)
Cable TV - Ambulance	10650850000	0.00	0.00	0.00	0.0	0.00	100.00	100.00	100.0
Electricity - Admin	10651010000	0.00	0.00	0.00	0.0	(2,908.89)	0.00	2,908.89	0.0
Electricity - OPS	10651030000	(193.30)	0.00	193.30	0.0	(802.97)	0.00	802.97	0.0
Electric	10651043000	0.00	0.00	0.00	0.0	128,919.68	168,500.00	39,580.32	23.5
Electric - Ambulance	10651050000	0.00	0.00	0.00	0.0	0.00	9,500.00	9,500.00	100.0
Sanitation Charge - Health/Medical Waste	10651230000	220.00	0.00	(220.00)	0.0	495.64	1,000.00	504.36	50.4
Sanitation	10651243000	786.87	0.00	(786.87)	0.0	6,725.85	9,260.00	2,534.15	27.4

5/8/23
5:27:26 PM

CAFMA-Central Arizona Fire and Medical
Income Statement
(Original Budget to Actual Comparison)
For the period of 4/1/2023 Through 4/30/2023

Fund: (10) General Fund

	Account	Actual	Current Period Budget	Variance	%	Actual	Year To Date Budget	Variance	%
Sanitation - Ambulance	10651250000	0.00	0.00	0.00	0.0	0.00	550.00	550.00	100.0
Natural Gas	10652043000	4,002.69	0.00	(4,002.69)	0.0	24,535.02	22,150.00	(2,385.02)	(10.8)
Natural Gas - Ambulance	10652050000	0.00	0.00	0.00	0.0	0.00	1,250.00	1,250.00	100.0
LPG	10653043000	0.00	0.00	0.00	0.0	31,854.90	32,725.00	870.10	2.7
LPG - Ambulance	10653050000	0.00	0.00	0.00	0.0	0.00	1,850.00	1,850.00	100.0
Pest Control	10653543000	480.00	0.00	(480.00)	0.0	4,210.00	5,000.00	790.00	15.8
Water/Sewer	10654043000	834.29	0.00	(834.29)	0.0	15,998.72	20,940.00	4,941.28	23.6
Water/Sewer - Ambulance	10654050000	0.00	0.00	0.00	0.0	0.00	1,200.00	1,200.00	100.0
Hydrant Maintenance	10655130000	0.00	0.00	0.00	0.0	845.74	3,000.00	2,154.26	71.8
Repair & Maint Equip/Admin	10658010000	0.00	0.00	0.00	0.0	0.00	500.00	500.00	100.0
Outside Repair Equip/ Prevention	10658020000	0.00	0.00	0.00	0.0	0.00	500.00	500.00	100.0
Outside Repair Equip/Ops	10658030000	0.00	0.00	0.00	0.0	31,529.07	24,305.00	(7,224.07)	(29.7)
Outside Repair Equip/ CARTA	10658035000	0.00	0.00	0.00	0.0	0.00	2,000.00	2,000.00	100.0
Outside Repair Equip/Fac Maint	10658043000	108.50	0.00	(108.50)	0.0	3,371.62	2,700.00	(671.62)	(24.9)
Outside Repair/Veh Maint Equip	10658048000	5,531.97	0.00	(5,531.97)	0.0	23,105.20	22,500.00	(605.20)	(2.7)
EMS Training	10658735000	0.00	0.00	0.00	0.0	22.06	3,110.00	3,087.94	99.3
CARTA Training Classes	10658835000	0.00	0.00	0.00	0.0	6,450.00	15,700.00	9,250.00	58.9
Training & Travel/Admin	10659010000	0.00	0.00	0.00	0.0	21,455.42	24,300.00	2,844.58	11.7
Training & Travel/Prevention	10659020000	145.00	0.00	(145.00)	0.0	1,966.18	9,800.00	7,833.82	79.9
Training & Travel/OPS	10659030000	3,220.34	0.00	(3,220.34)	0.0	56,610.49	47,105.00	(9,505.49)	(20.2)
Training & Travel Conference-Honor Guard	10659030540	0.00	0.00	0.00	0.0	0.00	1,500.00	1,500.00	100.0
Training & Travel - Pipes and Drums	10659030541	0.00	0.00	0.00	0.0	0.00	2,500.00	2,500.00	100.0
Training & Travel/CARTA	10659035000	10,418.48	0.00	(10,418.48)	0.0	17,643.64	30,900.00	13,256.36	42.9
Training & Travel/Communications	10659041000	363.89	0.00	(363.89)	0.0	2,563.52	6,500.00	3,936.48	60.6
Travel & Training / Fleet Maintenance	10659048000	0.00	0.00	0.00	0.0	0.00	4,000.00	4,000.00	100.0
Travel & Training / Warehouse	10659049000	41.49	0.00	(41.49)	0.0	306.49	1,500.00	1,193.51	79.6
Training & Travel - Ambulance	10659050000	0.00	0.00	0.00	0.0	0.00	9,800.00	9,800.00	100.0
Books & Subscriptions / Training Center/	10659135035	0.00	0.00	0.00	0.0	0.00	1,050.00	1,050.00	100.0
ACLS Upgrade	10659335000	0.00	0.00	0.00	0.0	4,936.66	21,930.00	16,993.34	77.5
College - Upper and Lower Division	10659435000	1,658.80	0.00	(1,658.80)	0.0	19,265.00	0.00	(19,265.00)	0.0
Awards / Admin	10659510000	2,877.00	0.00	(2,877.00)	0.0	12,327.06	8,200.00	(4,127.06)	(50.3)
Awards / Ops	10659530000	265.61	0.00	(265.61)	0.0	3,506.39	7,375.00	3,868.61	52.5
College - Upper Lower Div	10659535000	0.00	0.00	0.00	0.0	0.00	20,000.00	20,000.00	100.0
Dues / Admin	10660010000	69.60	0.00	(69.60)	0.0	3,205.71	7,635.00	4,429.29	58.0
Dues/Prevention	10660020000	0.00	0.00	0.00	0.0	2,207.50	1,542.00	(665.50)	(43.2)
Dues/Operations	10660030000	0.00	0.00	0.00	0.0	443.00	4,400.00	3,957.00	89.9
Dues/CARTA	10660035000	0.00	0.00	0.00	0.0	0.00	1,635.00	1,635.00	100.0
Dues/Warehouse	10660049000	0.00	0.00	0.00	0.0	0.00	200.00	200.00	100.0

5/8/23
5:27:26 PM

CAFMA-Central Arizona Fire and Medical
Income Statement
(Original Budget to Actual Comparison)
For the period of 4/1/2023 Through 4/30/2023

Fund: (10) General Fund

	Account	Actual	Current Period Budget	Variance	%	Actual	Year To Date Budget	Variance	%
Dues - AZ Ambulance Association	10660050000	0.00	0.00	0.00	0.0	0.00	1,000.00	1,000.00	100.0
Misc/Admin	10661010000	(1,062.91)	0.00	1,062.91	0.0	10,744.29	2,500.00	(8,244.29)	(329.8)
Misc/Prevention	10661020000	0.00	0.00	0.00	0.0	921.71	2,880.00	1,958.29	68.0
Misc/Operations	10661030000	0.00	0.00	0.00	0.0	896.29	0.00	(896.29)	0.0
Misc/Operations - Routine	10661030490	0.00	0.00	0.00	0.0	0.00	2,250.00	2,250.00	100.0
Misc/Operations - Fire Rehab	10661030491	0.00	0.00	0.00	0.0	141.74	2,250.00	2,108.26	93.7
Misc/Operations	10661030492	0.00	0.00	0.00	0.0	27.00	550.00	523.00	95.1
Misc/Promotional Testing	10661030494	0.00	0.00	0.00	0.0	0.00	2,000.00	2,000.00	100.0
Misc/Captain Promotional Testing	10661030496	0.00	0.00	0.00	0.0	0.00	1,200.00	1,200.00	100.0
Misc/Firefighter Recruitment Supplies	10661030498	0.00	0.00	0.00	0.0	0.00	200.00	200.00	100.0
Misc/Training Center	10661035000	80.33	0.00	(80.33)	0.0	274.56	0.00	(274.56)	0.0
Misc/Fleet	10661048000	0.00	0.00	0.00	0.0	208.29	0.00	(208.29)	0.0
Misc/Warehouse	10661049000	0.00	0.00	0.00	0.0	173.55	0.00	(173.55)	0.0
Miscellaneous - Ambulance	10661050000	0.00	0.00	0.00	0.0	0.00	1,000.00	1,000.00	100.0
Contract Services / Comm & IT	10663041000	0.00	0.00	0.00	0.0	7,729.03	8,400.00	670.97	8.0
Total Service Expenses		\$149,998.80	\$0.00	\$(149,998.80)	0.0 %	\$1,678,807.62	\$3,300,318.00	\$1,621,510.38	49.1 %
<u>Capital Expenses</u>									
Allocation to Capital Reserve Account	10770100000	\$0.00	\$0.00	\$0.00	0.0%	\$0.00	\$100,000.00	\$100,000.00	100.0%
Capital Outlay/ Facilities	10772043000	97,693.69	0.00	(97,693.69)	0.0	202,669.88	134,500.00	(68,169.88)	(50.7)
Capital Outlay/ Vehicles/ Prevention	10773020000	199,992.08	0.00	(199,992.08)	0.0	338,486.88	0.00	(338,486.88)	0.0
Capital Outlay/Vehicles/OPS	10773030000	(1,788.76)	0.00	1,788.76	0.0	163,759.79	445,314.00	281,554.21	63.2
Capital Outlay/ Vehicles/ Tech Services	10773041000	0.00	0.00	0.00	0.0	65,737.82	0.00	(65,737.82)	0.0
Capital Outlay/ Vehicles/ Warehouse	10773049000	0.00	0.00	0.00	0.0	81,730.09	0.00	(81,730.09)	0.0
Capital Outlay/ Equip/ Prevention	10774020000	0.00	0.00	0.00	0.0	0.00	120,000.00	120,000.00	100.0
Capital Outlay/ Equip/ OPS	10774030000	0.00	0.00	0.00	0.0	136,791.37	177,265.00	40,473.63	22.8
Capital Outlay/ Equip/ Facilities	10774043000	0.00	0.00	0.00	0.0	5,801.10	0.00	(5,801.10)	0.0
Capital Outlay/ Equip/ Fleet Maintenance	10774048000	25,201.64	0.00	(25,201.64)	0.0	25,201.64	23,000.00	(2,201.64)	(9.6)
Capital Outlay/ Equip/ Warehouse	10774049000	0.00	0.00	0.00	0.0	7,899.21	0.00	(7,899.21)	0.0
Capital Outlay-Equipment-Ambulance	10774050000	0.00	0.00	0.00	0.0	0.00	35,814.00	35,814.00	100.0
Capital Outlay - Comm/IT	10775041000	0.00	0.00	0.00	0.0	449,379.67	300,000.00	(149,379.67)	(49.8)
Total Capital Expenses		\$321,098.65	\$0.00	\$(321,098.65)	0.0 %	\$1,477,457.45	\$1,335,893.00	\$(141,564.45)	(10.6)%
Total Expenses		\$2,141,509.51		\$(2,141,509.51)		\$22,088,840.29	\$33,683,135.00	\$11,594,294.71	34.4%
Income (Loss) from Operations		\$(1,302,078.22)	\$0.00	\$(1,302,078.22)	0.0%	\$1,110,229.25	\$(562,100.00)	\$1,672,329.25	297.5%
<u>Contingency</u>									
Funded Contingency/Admin	10780010000	\$0.00	\$0.00	\$0.00	0.0%	\$0.00	\$(124,350.00)	\$124,350.00	100.0%

5/8/23

5:27:26 PM

CAFMA-Central Arizona Fire and Medical
Income Statement
(Original Budget to Actual Comparison)
For the period of 4/1/2023 Through 4/30/2023

Fund: (10) General Fund

	Account	Actual	Current Period Budget	Variance	%	Actual	Year To Date Budget	Variance	%
Funded Contingency/Prevention	10780020000	0.00	0.00	0.00	0.0	0.00	(33,013.00)	33,013.00	100.0
Funded Contingency/OPS	10780030000	0.00	0.00	0.00	0.0	0.00	(1,141,072.00)	1,141,072.00	100.0
Funded Contingency/Training	10780035000	0.00	0.00	0.00	0.0	0.00	(30,004.00)	30,004.00	100.0
Funded Contingency/Tech Serv	10780041000	0.00	0.00	0.00	0.0	0.00	(67,832.00)	67,832.00	100.0
Funded Contingency/Facilities	10780043000	0.00	0.00	0.00	0.0	0.00	(41,203.00)	41,203.00	100.0
Funded Contingency/Warehouse	10780049000	0.00	0.00	0.00	0.0	0.00	(30,319.00)	30,319.00	100.0
Contingency - Ambulance	10780050000	0.00	0.00	0.00	0.0	0.00	(76,964.00)	76,964.00	100.0
Total Contingency		\$0.00	\$0.00	\$0.00	0.0 %	\$0.00	\$(1,544,757.00)	\$1,544,757.00	100.0 %
Net Income (Loss)		\$(1,302,078.22)	\$0.00	\$(1,302,078.22)	0.0%	\$1,110,229.25	\$(2,106,857.00)	\$3,217,086.25	152.7%

5/8/23
5:27:39 PM

CAFMA-Central Arizona Fire and Medical

Balance Sheet
As of 4/30/2023

Assets

Current Assets

Cash with Yavapai County	\$7,068,857.70	
PSPRS Contingency Res Fund Restricted	2,033,155.87	
115 Trust - Restricted	7,501,294.00	
Capital Reserve Fund	7,556,116.85	
Accounts Receivable	230,145.30	
Retiree/Insurance Receivable	(2,949.32)	
Total Current Assets		\$24,386,620.40
Total Assets		\$24,386,620.40

Liabilities and Net Assets

Current Liabilities

Accrued Payroll Expenses	\$(403.46)	
Credit Card Payable	(89,023.55)	
PSPRS Payable	250.15	
ASRS Payable	0.30	
Medical Insurance Withheld	15,200.58	
Dental Insurance Withheld	1,941.00	
Vision Insurance Withheld	1,423.88	
HSA Withheld	(762.75)	
Supplemental Insurance Withheld	2,670.82	
PSPRDCRP-PSPRS DC	67.97	
Total Current Liabilities		\$(68,635.06)
Total Liabilities		\$(68,635.06)

Net Assets

Fund Balance	\$23,345,026.21	
Current Year Net Assets	1,110,229.25	
Total Net Assets		24,455,255.46
Total Liabilities and Net Assets		\$24,386,620.40

CAFMA-Central Arizona Fire and Medical
GL Account Ledger - Detail By Period
4/1/2023 through 4/30/2023

Batch	Journal	Entry #	Date	Job	Document	Description	Debits	Credits	Balance
10.1100.0.0.000		CASH WITH YAVAPAI COUNTY							\$8,355,799.05
2234	CD	1474779	04/03/23		756744489	A1 Water Bulk Delivery Svc LLC - Cash Disbursement A1WADE	-	145.00	8,355,654.05
2234	CD	1474781	04/03/23		756744490	AIR VACUUM CORPORATION - Cash Disbursement AIRVAC	-	5,151.50	8,350,502.55
2234	CD	1474790	04/03/23		756744491	Arizona Dept. of Public Safety - Cash Disbursement ARDEPU	-	110.00	8,350,392.55
2234	CD	1474796	04/03/23		756744492	Bennett Oil - Cash Disbursement BENOIL	-	510.49	8,349,882.06
2234	CD	1474798	04/03/23		756744493	Best Pick Disposal, Inc - Cash Disbursement BEPIDI	-	522.87	8,349,359.19
2234	CD	1474807	04/03/23		756744494	Bound Tree Medical LLC - Cash Disbursement BOTRME	-	6,806.33	8,342,552.86
2234	CD	1474835	04/03/23		756744496	Brookins, Patty - Cash Disbursement BROPAT	-	250.00	8,342,302.86
2234	CD	1474837	04/03/23		756744497	Brackman's Paint & Body, Inc - Cash Disbursement BRPABO	-	1,841.39	8,340,461.47
2234	CD	1474841	04/03/23		756744498	B & W Fire Security Systems - Cash Disbursement BWFISE	-	8.50	8,340,452.97
2234	CD	1474843	04/03/23		756744499	Sparklight - Cash Disbursement CABONE	-	46.48	8,340,406.49
2234	CD	1474846	04/03/23		756744500	CenturyLink - Cash Disbursement CENLIN	-	39.83	8,340,366.66
2234	CD	1474850	04/03/23		756744501	CenturyLink - Cash Disbursement CENLIN	-	12.47	8,340,354.19
2234	CD	1474852	04/03/23		756744502	Chase Bank - Cash Disbursement CHASE	-	1,427.98	8,338,926.21
2234	CD	1474865	04/03/23		756744503	Chase Bank - Cash Disbursement CHASE	-	635,042.19	7,703,884.02
2234	CD	1474892	04/03/23		756744505	City of Prescott - Cash Disbursement CITPRE	-	77,269.44	7,626,614.58
2234	CD	1474894	04/03/23		756744506	City of Prescott - Cash Disbursement CITPRE	-	454.08	7,626,160.50
2234	CD	1474897	04/03/23		756744507	Copper State Supply, Inc - Cash Disbursement COSTSU	-	541.15	7,625,619.35
2234	CD	1474900	04/03/23		756744508	Crisenberg, Gary - Cash Disbursement CRIGAR	-	1,875.00	7,623,744.35
2234	CD	1474902	04/03/23		756744509	Curtis Tools for Heroes - Cash Disbursement CUTOHE	-	3,176.29	7,620,568.06
2234	CD	1474907	04/03/23		756744510	Dish Network - Cash Disbursement DISNET	-	138.11	7,620,429.95
2234	CD	1474909	04/03/23		756744511	DocuSign, Inc. - Cash Disbursement DOCSIG	-	2,620.32	7,617,809.63
2234	CD	1474912	04/03/23		756744512	Enerspect Medical Solutions - Cash Disbursement ENMESO	-	3,243.27	7,614,566.36
2234	CD	1474917	04/03/23		756744513	FACTORY MOTOR PARTS - Cash Disbursement FAMOPA	-	24.32	7,614,542.04
2234	CD	1474922	04/03/23		756744514	FEDEX - Cash Disbursement FEDEXP	-	87.11	7,614,454.93
2234	CD	1474925	04/03/23		756744515	Findlay Prescott Toyota - Cash Disbursement FIPRTO	-	857.37	7,613,597.56
2234	CD	1474928	04/03/23		756744516	GET RIGHT MITIGATION LLC - Cash Disbursement GERIMI	-	14,735.49	7,598,862.07
2234	CD	1474930	04/03/23		756744517	Globalstar - Cash Disbursement GLOBAL	-	279.61	7,598,582.46
2234	CD	1474932	04/03/23		756744518	Michael M. Golightly & Assoc - Cash Disbursement GOLMIC	-	1,774.49	7,596,807.97
2234	CD	1474939	04/03/23		756744519	W.W. Grainger, Inc - Cash Disbursement GRAING	-	28.55	7,596,779.42
2234	CD	1474942	04/03/23		756744520	Haley Construction Company - Cash Disbursement HACOCO	-	64,285.00	7,532,494.42
2234	CD	1474944	04/03/23		756744521	Interstate Batteries - Cash Disbursement INTBAT	-	1,014.88	7,531,479.54
2234	CD	1474947	04/03/23		756744522	Lamb Chevrolet - Cash Disbursement LAMCHE	-	198,389.23	7,333,090.31
2234	CD	1475058	04/03/23		756744522	Lamb Chevrolet - Void Check LAMCHE	198,389.23	-	7,531,479.54
2234	CD	1474964	04/03/23		756744523	Life Assist Inc - Cash Disbursement LIFASS	-	4,085.59	7,527,393.95
2234	CD	1474969	04/03/23		756744524	Melcher Printing, Inc - Cash Disbursement MELPRI	-	240.19	7,527,153.76

CAFMA-Central Arizona Fire and Medical
GL Account Ledger - Detail By Period
4/1/2023 through 4/30/2023

Batch	Journal	Entry #	Date	Job	Document	Description	Debits	Credits	Balance
10.1100.0.0.000			CASH WITH YAVAPAI COUNTY (CONTINUED)						
2234	CD	1474981	04/03/23		756744525	Municipal Emergency Svcs Inc - Cash Disbursement MES	\$-	\$718.80	\$7,526,434.96
2234	CD	1474984	04/03/23		756744526	MILLS, BRETT - Cash Disbursement MILBRE	-	260.00	7,526,174.96
2234	CD	1474986	04/03/23		756744527	Neumann High Country Doors - Cash Disbursement NEUHCD	-	1,209.22	7,524,965.74
2234	CD	1474989	04/03/23		756744528	Northern AZ Premier Termite - Cash Disbursement NOAZTE	-	480.00	7,524,485.74
2234	CD	1474991	04/03/23		756744529	O'Reilly Auto Parts - Cash Disbursement ORAUPA	-	7,904.40	7,516,581.34
2234	CD	1474994	04/03/23		756744530	LISA PARSONS - Cash Disbursement PARLIS	-	1,500.00	7,515,081.34
2234	CD	1474996	04/03/23		756744531	Prescott Steel & Welding - Cash Disbursement PRSTWE	-	251.46	7,514,829.88
2234	CD	1475002	04/03/23		756744532	RWC Group - Cash Disbursement RWCINT	-	743.31	7,514,086.57
2234	CD	1475007	04/03/23		756744533	Sherwin Williams Company - Cash Disbursement SHEWIL	-	505.87	7,513,580.70
2234	CD	1475012	04/03/23		756744534	Besonson Tools LLC - Cash Disbursement SNONTO	-	30.07	7,513,550.63
2234	CD	1475015	04/03/23		756744535	Staples Contract & Commerc.Inc - Cash Disbursement STACOM	-	155.17	7,513,395.46
2234	CD	1475019	04/03/23		756744536	Tessco, Inc - Cash Disbursement TESSCO	-	681.98	7,512,713.48
2234	CD	1475029	04/03/23		756744537	Town of Prescott Valley - Cash Disbursement TOPRVA	-	78.29	7,512,635.19
2234	CD	1475031	04/03/23		756744538	Turbo & Electric Sales & Srvc - Cash Disbursement TUELSA	-	2,150.91	7,510,484.28
2234	CD	1475034	04/03/23		756744539	Unisource Energy Services - Cash Disbursement UNENSE	-	3,787.25	7,506,697.03
2234	CD	1475045	04/03/23		756744540	United Disposal, Inc - Cash Disbursement UNIDIS	-	264.00	7,506,433.03
2234	CD	1475047	04/03/23		756744541	Wex Bank - Cash Disbursement WEXBAN	-	18,073.94	7,488,359.09
2234	CD	1475049	04/03/23		756744542	W.W. Williams Company LLC - Cash Disbursement WWWILL	-	941.14	7,487,417.95
2234	CD	1475052	04/03/23		756744543	Yavapai Fleet Yavapai Machine - Cash Disbursement YAFLIN	-	379.23	7,487,038.72
2234	CD	1475055	04/03/23		756744544	YORK CHRYSLER DODGE JEEP RAM - Cash Disbursement YORK	-	618.22	7,486,420.50
2234	CD	1474873	04/03/23		DIR.DEP.PPE.03.25.1	Chase Bank - PR - DIRECT DEPOSIT PPE 3/25/2023	349,866.75	-	7,836,287.25
2227	PR	1470699	04/04/23		27311	Abel, Todd D. - Payroll Bi-Weekly-Direct Deposit 4/4/2023	-	3,546.98	7,832,740.27
2227	PR	1470725	04/04/23		27312	Anglin, Jake J. - Payroll Bi-Weekly-Direct Deposit 4/4/2023	-	999.04	7,831,741.23
2227	PR	1470754	04/04/23		27313	Apolinar, Johnathan R. - Payroll Bi-Weekly-Direct Deposit 4/4/2023	-	1,945.07	7,829,796.16
2227	PR	1470784	04/04/23		27314	Aponte, Anthony M. - Payroll Bi-Weekly-Direct Deposit 4/4/2023	-	1,767.36	7,828,028.80
2227	PR	1470807	04/04/23		27315	Baker, Mark A. - Payroll Bi-Weekly-Direct Deposit 4/4/2023	-	2,177.89	7,825,850.91
2227	PR	1470830	04/04/23		27316	Barnum, Josh M. - Payroll Bi-Weekly-Direct Deposit 4/4/2023	-	2,171.68	7,823,679.23
2227	PR	1470858	04/04/23		27317	Basurto-Cancino, Leobardo - Payroll Bi-Weekly-Direct Deposit 4/4/2023	-	1,394.21	7,822,285.02
2227	PR	1470882	04/04/23		27318	Blair, Wyatt L. - Payroll Bi-Weekly-Direct Deposit 4/4/2023	-	1,489.13	7,820,795.89
2227	PR	1470903	04/04/23		27319	Blum, Rodney A. - Payroll Bi-Weekly-Direct Deposit 4/4/2023	-	1,863.03	7,818,932.86

CAFMA-Central Arizona Fire and Medical
GL Account Ledger - Detail By Period
4/1/2023 through 4/30/2023

Batch	Journal	Entry #	Date	Job	Document	Description	Debits	Credits	Balance
10.1100.0.0.000			CASH WITH YAVAPAI COUNTY (CONTINUED)						
2227	PR	1470926	04/04/23		27320	Breyer, Samuel H. - Payroll Bi-Weekly-Direct Deposit 4/4/2023	\$-	\$1,509.28	\$7,817,423.58
2227	PR	1470949	04/04/23		27321	Brown Jr, Dennis F. - Payroll Bi-Weekly-Direct Deposit 4/4/2023	-	2,716.49	7,814,707.09
2227	PR	1470973	04/04/23		27322	Brunk, Jacob A. - Payroll Bi-Weekly-Direct Deposit 4/4/2023	-	1,946.54	7,812,760.55
2227	PR	1470998	04/04/23		27323	Buchanan, Ben D. - Payroll Bi-Weekly-Direct Deposit 4/4/2023	-	3,592.63	7,809,167.92
2227	PR	1471020	04/04/23		27324	Bulters, Scott D. - Payroll Bi-Weekly-Direct Deposit 4/4/2023	-	2,392.58	7,806,775.34
2227	PR	1471043	04/04/23		27325	Buntin, Darrell R. - Payroll Bi-Weekly-Direct Deposit 4/4/2023	-	2,081.51	7,804,693.83
2227	PR	1471067	04/04/23		27326	Burch, Brian J. - Payroll Bi-Weekly-Direct Deposit 4/4/2023	-	2,474.77	7,802,219.06
2227	PR	1471097	04/04/23		27327	Burch, Caden C. - Payroll Bi-Weekly-Direct Deposit 4/4/2023	-	1,669.04	7,800,550.02
2227	PR	1471121	04/04/23		27328	Burchard, Benjamin A. - Payroll Bi-Weekly-Direct Deposit 4/4/2023	-	1,336.62	7,799,213.40
2227	PR	1471141	04/04/23		27329	Bushman, James V. - Payroll Bi-Weekly-Direct Deposit 4/4/2023	-	2,312.82	7,796,900.58
2227	PR	1471165	04/04/23		27330	Butler, Jason - Payroll Bi-Weekly-Direct Deposit 4/4/2023	-	2,239.12	7,794,661.46
2227	PR	1471193	04/04/23		27331	Butterfield, Jesse D. - Payroll Bi-Weekly-Direct Deposit 4/4/2023	-	1,603.54	7,793,057.92
2227	PR	1471214	04/04/23		27332	Carothers, Robert C. - Payroll Bi-Weekly-Direct Deposit 4/4/2023	-	4,063.77	7,788,994.15
2227	PR	1471241	04/04/23		27333	Cazaly, Marshall - Payroll Bi-Weekly-Direct Deposit 4/4/2023	-	1,534.79	7,787,459.36
2227	PR	1471263	04/04/23		27334	Clark, Shelly - Payroll Bi-Weekly-Direct Deposit 4/4/2023	-	1,185.40	7,786,273.96
2227	PR	1471290	04/04/23		27335	Collins, Seth M. - Payroll Bi-Weekly-Direct Deposit 4/4/2023	-	1,546.52	7,784,727.44
2227	PR	1471314	04/04/23		27336	Copenhaver, Douglas J. - Payroll Bi-Weekly-Direct Deposit 4/4/2023	-	1,984.50	7,782,742.94
2227	PR	1471336	04/04/23		27337	Cox, Phillip C. - Payroll Bi-Weekly-Direct Deposit 4/4/2023	-	2,544.78	7,780,198.16
2227	PR	1471361	04/04/23		27338	Croft, Adam J. - Payroll Bi-Weekly-Direct Deposit 4/4/2023	-	1,732.26	7,778,465.90
2227	PR	1471383	04/04/23		27339	Crossman, Eric L. - Payroll Bi-Weekly-Direct Deposit 4/4/2023	-	2,302.93	7,776,162.97
2227	PR	1471406	04/04/23		27340	Cruz, Steven R. - Payroll Bi-Weekly-Direct Deposit 4/4/2023	-	1,843.39	7,774,319.58
2227	PR	1471428	04/04/23		27341	Curry, Robert C. - Payroll Bi-Weekly-Direct Deposit 4/4/2023	-	2,348.93	7,771,970.65
2227	PR	1471454	04/04/23		27342	DalCerro, Matthew R. - Payroll Bi-Weekly-Direct Deposit 4/4/2023	-	1,469.59	7,770,501.06
2227	PR	1471477	04/04/23		27343	Davidson, Glenn T. - Payroll Bi-Weekly-Direct Deposit 4/4/2023	-	2,871.48	7,767,629.58
2227	PR	1471503	04/04/23		27344	Davis, Bradley M. - Payroll Bi-Weekly-Direct Deposit 4/4/2023	-	5,242.77	7,762,386.81

CAFMA-Central Arizona Fire and Medical
GL Account Ledger - Detail By Period
4/1/2023 through 4/30/2023

Batch	Journal	Entry #	Date	Job	Document	Description	Debits	Credits	Balance
10.1100.0.0.000			CASH WITH YAVAPAI COUNTY (CONTINUED)						
2227	PR	1471527	04/04/23		27345	Deering, Andrew L. - Payroll Bi-Weekly-Direct Deposit 4/4/2023	\$-	\$955.50	\$7,761,431.31
2227	PR	1471554	04/04/23		27346	DiVall, Nelson - Payroll Bi-Weekly-Direct Deposit 4/4/2023	-	1,521.91	7,759,909.40
2227	PR	1471579	04/04/23		27347	Dibble, Gordon L. - Payroll Bi-Weekly-Direct Deposit 4/4/2023	-	1,830.17	7,758,079.23
2227	PR	1471603	04/04/23		27348	Dixon, Susanne M. - Payroll Bi-Weekly-Direct Deposit 4/4/2023	-	2,448.10	7,755,631.13
2227	PR	1471628	04/04/23		27349	DuCharme, Zachary J. - Payroll Bi-Weekly-Direct Deposit 4/4/2023	-	1,599.70	7,754,031.43
2227	PR	1471651	04/04/23		27350	Duplessis, Robert A. - Payroll Bi-Weekly-Direct Deposit 4/4/2023	-	2,930.31	7,751,101.12
2227	PR	1471677	04/04/23		27351	Dwyer, Jonathan M. - Payroll Bi-Weekly-Direct Deposit 4/4/2023	-	1,715.54	7,749,385.58
2227	PR	1471704	04/04/23		27352	Eckle, Kellan J. - Payroll Bi-Weekly-Direct Deposit 4/4/2023	-	1,891.42	7,747,494.16
2227	PR	1471728	04/04/23		27353	Edwards, David S. - Payroll Bi-Weekly-Direct Deposit 4/4/2023	-	2,842.93	7,744,651.23
2227	PR	1471749	04/04/23		27354	Engel, Nicole - Payroll Bi-Weekly-Direct Deposit 4/4/2023	-	990.64	7,743,660.59
2227	PR	1471774	04/04/23		27355	Estrada, Emilio C. - Payroll Bi-Weekly-Direct Deposit 4/4/2023	-	1,634.23	7,742,026.36
2227	PR	1471795	04/04/23		27356	Feddema, John J. - Payroll Bi-Weekly-Direct Deposit 4/4/2023	-	3,675.40	7,738,350.96
2227	PR	1471823	04/04/23		27357	Ferris, Ryan M. - Payroll Bi-Weekly-Direct Deposit 4/4/2023	-	1,563.10	7,736,787.86
2227	PR	1471848	04/04/23		27358	Fields, Brody J. - Payroll Bi-Weekly-Direct Deposit 4/4/2023	-	2,617.89	7,734,169.97
2227	PR	1471878	04/04/23		27359	Fournier, Nick T. - Payroll Bi-Weekly-Direct Deposit 4/4/2023	-	2,629.09	7,731,540.88
2227	PR	1471899	04/04/23		27360	Frawley, Teresa A. - Payroll Bi-Weekly-Direct Deposit 4/4/2023	-	1,193.20	7,730,347.68
2227	PR	1471921	04/04/23		27361	Frazier, Antonio - Payroll Bi-Weekly-Direct Deposit 4/4/2023	-	3,142.11	7,727,205.57
2227	PR	1471942	04/04/23		27362	Freeman, Michael - Payroll Bi-Weekly-Direct Deposit 4/4/2023	-	1,684.40	7,725,521.17
2227	PR	1471965	04/04/23		27363	Freitag, Scott A. - Payroll Bi-Weekly-Direct Deposit 4/4/2023	-	4,434.50	7,721,086.67
2227	PR	1471987	04/04/23		27364	Gallman, Timothy B. - Payroll Bi-Weekly-Direct Deposit 4/4/2023	-	1,310.72	7,719,775.95
2227	PR	1472009	04/04/23		27365	Gardea Chaparro, Ivonne - Payroll Bi-Weekly-Direct Deposit 4/4/2023	-	1,087.96	7,718,687.99
2227	PR	1472030	04/04/23		27366	Gentle, Isabel - Payroll Bi-Weekly-Direct Deposit 4/4/2023	-	1,100.31	7,717,587.68
2227	PR	1472055	04/04/23		27367	Gentle, Joshua A. - Payroll Bi-Weekly-Direct Deposit 4/4/2023	-	1,299.25	7,716,288.43
2227	PR	1472080	04/04/23		27368	Gillihan, Jim W. - Payroll Bi-Weekly-Direct Deposit 4/4/2023	-	1,730.00	7,714,558.43
2227	PR	1472105	04/04/23		27369	Ginn, James E. - Payroll Bi-Weekly-Direct Deposit 4/4/2023	-	2,316.15	7,712,242.28

CAFMA-Central Arizona Fire and Medical
GL Account Ledger - Detail By Period
4/1/2023 through 4/30/2023

Batch	Journal	Entry #	Date	Job	Document	Description	Debits	Credits	Balance
10.1100.0.0.000			CASH WITH YAVAPAI COUNTY (CONTINUED)						
2227	PR	1472128	04/04/23		27370	Goodman, Laurie K. - Payroll Bi-Weekly-Direct Deposit 4/4/2023	\$-	\$1,561.72	\$7,710,680.56
2227	PR	1472159	04/04/23		27371	Gray, JT A. - Payroll Bi-Weekly-Direct Deposit 4/4/2023	-	1,620.23	7,709,060.33
2227	PR	1472188	04/04/23		27372	Guzzo, Nicholas R. - Payroll Bi-Weekly-Direct Deposit 4/4/2023	-	1,484.41	7,707,575.92
2227	PR	1472218	04/04/23		27373	Hall, Jace R. - Payroll Bi-Weekly-Direct Deposit 4/4/2023	-	2,377.26	7,705,198.66
2227	PR	1472246	04/04/23		27374	Hampton, Daniel A. - Payroll Bi-Weekly-Direct Deposit 4/4/2023	-	1,630.23	7,703,568.43
2227	PR	1472271	04/04/23		27375	Harper, Leslie R. - Payroll Bi-Weekly-Direct Deposit 4/4/2023	-	1,998.41	7,701,570.02
2227	PR	1472293	04/04/23		27376	Hlavacek, Evan - Payroll Bi-Weekly-Direct Deposit 4/4/2023	-	2,320.56	7,699,249.46
2227	PR	1472315	04/04/23		27377	Horstman, Stephen W. - Payroll Bi-Weekly-Direct Deposit 4/4/2023	-	2,325.22	7,696,924.24
2227	PR	1472338	04/04/23		27378	Huddleston, Michael B. - Payroll Bi-Weekly-Direct Deposit 4/4/2023	-	2,540.62	7,694,383.62
2227	PR	1472364	04/04/23		27379	Hutchison, Ethan K. - Payroll Bi-Weekly-Direct Deposit 4/4/2023	-	1,989.09	7,692,394.53
2227	PR	1472380	04/04/23		27380	Ingrao, Jory - Payroll Bi-Weekly-Direct Deposit 4/4/2023	-	2,150.90	7,690,243.63
2227	PR	1472408	04/04/23		27381	Isbell, Tienna B. - Payroll Bi-Weekly-Direct Deposit 4/4/2023	-	1,640.69	7,688,602.94
2227	PR	1472435	04/04/23		27382	Jacobson, Terrence L. - Payroll Bi-Weekly-Direct Deposit 4/4/2023	-	2,539.69	7,686,063.25
2227	PR	1472459	04/04/23		27383	Jimenez, Valentin - Payroll Bi-Weekly-Direct Deposit 4/4/2023	-	1,486.17	7,684,577.08
2227	PR	1472483	04/04/23		27384	Johnson, Carrie A. - Payroll Bi-Weekly-Direct Deposit 4/4/2023	-	2,813.55	7,681,763.53
2227	PR	1472508	04/04/23		27385	Jones, Shaun D. - Payroll Bi-Weekly-Direct Deposit 4/4/2023	-	2,132.19	7,679,631.34
2227	PR	1472529	04/04/23		27386	Jordan, Tessa M. - Payroll Bi-Weekly-Direct Deposit 4/4/2023	-	1,181.96	7,678,449.38
2227	PR	1472555	04/04/23		27387	King, Jeremiah D. - Payroll Bi-Weekly-Direct Deposit 4/4/2023	-	2,729.32	7,675,720.06
2227	PR	1472583	04/04/23		27388	Kirk, Jaron J. - Payroll Bi-Weekly-Direct Deposit 4/4/2023	-	1,741.66	7,673,978.40
2227	PR	1472607	04/04/23		27389	Kline, Shyla E. - Payroll Bi-Weekly-Direct Deposit 4/4/2023	-	942.55	7,673,035.85
2227	PR	1472627	04/04/23		27390	Kohler, Travis W. - Payroll Bi-Weekly-Direct Deposit 4/4/2023	-	2,182.77	7,670,853.08
2227	PR	1472652	04/04/23		27391	Kontz, Andrew M. - Payroll Bi-Weekly-Direct Deposit 4/4/2023	-	1,351.17	7,669,501.91
2227	PR	1472678	04/04/23		27392	Kontz, Michael V. - Payroll Bi-Weekly-Direct Deposit 4/4/2023	-	1,838.88	7,667,663.03
2227	PR	1472696	04/04/23		27393	Krizo, Denise M. - Payroll Bi-Weekly-Direct Deposit 4/4/2023	-	1,064.34	7,666,598.69
2227	PR	1472720	04/04/23		27394	Kuykendall, Jeffery W. - Payroll Bi-Weekly-Direct Deposit 4/4/2023	-	3,849.33	7,662,749.36
2227	PR	1472743	04/04/23		27395	Legge, David B. - Payroll Bi-Weekly-Direct Deposit 4/4/2023	-	2,793.82	7,659,955.54

CAFMA-Central Arizona Fire and Medical
GL Account Ledger - Detail By Period
4/1/2023 through 4/30/2023

Batch	Journal	Entry #	Date	Job	Document	Description	Debits	Credits	Balance
10.1100.0.0.000			CASH WITH YAVAPAI COUNTY (CONTINUED)						
2227	PR	1472767	04/04/23		27396	Litchfield, Ronald K. - Payroll Bi-Weekly-Direct Deposit 4/4/2023	\$-	\$2,257.46	\$7,657,698.08
2227	PR	1472788	04/04/23		27397	Lopeman, Keith A. - Payroll Bi-Weekly-Direct Deposit 4/4/2023	-	2,190.82	7,655,507.26
2227	PR	1472808	04/04/23		27398	Lopez, Nelson P. - Payroll Bi-Weekly-Direct Deposit 4/4/2023	-	1,541.44	7,653,965.82
2227	PR	1472838	04/04/23		27399	Lund, Kyle L. - Payroll Bi-Weekly-Direct Deposit 4/4/2023	-	1,351.17	7,652,614.65
2227	PR	1472864	04/04/23		27400	Lynch, Peter J. - Payroll Bi-Weekly-Direct Deposit 4/4/2023	-	1,679.57	7,650,935.08
2227	PR	1472888	04/04/23		27401	Lys, Damian P. - Payroll Bi-Weekly-Direct Deposit 4/4/2023	-	2,602.55	7,648,332.53
2227	PR	1472909	04/04/23		27402	Madden, James P. - Payroll Bi-Weekly-Direct Deposit 4/4/2023	-	1,529.35	7,646,803.18
2227	PR	1472929	04/04/23		27403	Mauldin, Karen S. - Payroll Bi-Weekly-Direct Deposit 4/4/2023	-	2,117.69	7,644,685.49
2227	PR	1472954	04/04/23		27404	Mauldin, Mark E. - Payroll Bi-Weekly-Direct Deposit 4/4/2023	-	3,138.19	7,641,547.30
2227	PR	1472973	04/04/23		27405	Mayhall, Mathew T. - Payroll Bi-Weekly-Direct Deposit 4/4/2023	-	2,432.22	7,639,115.08
2227	PR	1472989	04/04/23		27406	Mazon, Joshua M. - Payroll Bi-Weekly-Direct Deposit 4/4/2023	-	1,992.59	7,637,122.49
2227	PR	1473016	04/04/23		27407	McCarthy, Nicholas A. - Payroll Bi-Weekly-Direct Deposit 4/4/2023	-	1,395.15	7,635,727.34
2227	PR	1473042	04/04/23		27408	McCarty, Daniel L. - Payroll Bi-Weekly-Direct Deposit 4/4/2023	-	2,758.28	7,632,969.06
2227	PR	1473067	04/04/23		27409	McFadden, Matthew C. - Payroll Bi-Weekly-Direct Deposit 4/4/2023	-	1,444.37	7,631,524.69
2227	PR	1473094	04/04/23		27410	McFadden, Michael J. - Payroll Bi-Weekly-Direct Deposit 4/4/2023	-	2,227.43	7,629,297.26
2227	PR	1473119	04/04/23		27411	McIntire, Jacob V. - Payroll Bi-Weekly-Direct Deposit 4/4/2023	-	1,427.91	7,627,869.35
2227	PR	1473142	04/04/23		27412	Merrill, Eric R. - Payroll Bi-Weekly-Direct Deposit 4/4/2023	-	3,358.57	7,624,510.78
2227	PR	1473166	04/04/23		27413	Moore, Aaron J. - Payroll Bi-Weekly-Direct Deposit 4/4/2023	-	1,996.30	7,622,514.48
2227	PR	1473194	04/04/23		27414	Moore, Ryan T. - Payroll Bi-Weekly-Direct Deposit 4/4/2023	-	3,030.32	7,619,484.16
2227	PR	1473220	04/04/23		27415	Muniz, Thomas E. - Payroll Bi-Weekly-Direct Deposit 4/4/2023	-	1,666.86	7,617,817.30
2227	PR	1473240	04/04/23		27416	Murphey, Patricia D. - Payroll Bi-Weekly-Direct Deposit 4/4/2023	-	3,128.45	7,614,688.85
2227	PR	1473268	04/04/23		27417	Nall, William T. - Payroll Bi-Weekly-Direct Deposit 4/4/2023	-	1,819.33	7,612,869.52
2227	PR	1473292	04/04/23		27418	Nelson, Michael J. - Payroll Bi-Weekly-Direct Deposit 4/4/2023	-	1,699.34	7,611,170.18
2227	PR	1473319	04/04/23		27419	Niemynski, Doug T. - Payroll Bi-Weekly-Direct Deposit 4/4/2023	-	3,178.40	7,607,991.78
2227	PR	1473343	04/04/23		27420	Nolan, Jason K. - Payroll Bi-Weekly-Direct Deposit 4/4/2023	-	2,359.02	7,605,632.76

CAFMA-Central Arizona Fire and Medical
GL Account Ledger - Detail By Period
4/1/2023 through 4/30/2023

Batch	Journal	Entry #	Date	Job	Document	Description	Debits	Credits	Balance
10.1100.0.0.000			CASH WITH YAVAPAI COUNTY (CONTINUED)						
2227	PR	1473367	04/04/23		27421	O'Neil, Kevin T. - Payroll Bi-Weekly-Direct Deposit 4/4/2023	\$-	\$1,899.44	\$7,603,733.32
2227	PR	1473396	04/04/23		27422	Olson, Rick C. - Payroll Bi-Weekly-Direct Deposit 4/4/2023	-	3,190.13	7,600,543.19
2227	PR	1473420	04/04/23		27423	Overmyer, Titus C. - Payroll Bi-Weekly-Direct Deposit 4/4/2023	-	1,540.81	7,599,002.38
2227	PR	1473440	04/04/23		27424	Parra, Dustin A. - Payroll Bi-Weekly-Direct Deposit 4/4/2023	-	2,777.45	7,596,224.93
2227	PR	1473466	04/04/23		27425	Parra, Payton S. - Payroll Bi-Weekly-Direct Deposit 4/4/2023	-	1,832.59	7,594,392.34
2227	PR	1473485	04/04/23		27426	Peckham, Christopher D. - Payroll Bi-Weekly-Direct Deposit 4/4/2023	-	1,993.26	7,592,399.08
2227	PR	1473511	04/04/23		27427	Pena, Christopher D. - Payroll Bi-Weekly-Direct Deposit 4/4/2023	-	2,506.20	7,589,892.88
2227	PR	1473542	04/04/23		27428	Perez, Anthony R. - Payroll Bi-Weekly-Direct Deposit 4/4/2023	-	2,404.76	7,587,488.12
2227	PR	1473568	04/04/23		27429	Perkins, Shane M. - Payroll Bi-Weekly-Direct Deposit 4/4/2023	-	1,568.94	7,585,919.18
2227	PR	1473592	04/04/23		27430	Poliakon, Brett M. - Payroll Bi-Weekly-Direct Deposit 4/4/2023	-	2,249.82	7,583,669.36
2227	PR	1473619	04/04/23		27431	Pope, Michael V. - Payroll Bi-Weekly-Direct Deposit 4/4/2023	-	1,568.99	7,582,100.37
2227	PR	1473641	04/04/23		27432	Postula, Justin M. - Payroll Bi-Weekly-Direct Deposit 4/4/2023	-	2,293.99	7,579,806.38
2227	PR	1473666	04/04/23		27433	Postula, Karl A. - Payroll Bi-Weekly-Direct Deposit 4/4/2023	-	2,956.38	7,576,850.00
2227	PR	1473686	04/04/23		27434	Prange, Ross L. - Payroll Bi-Weekly-Direct Deposit 4/4/2023	-	3,252.22	7,573,597.78
2227	PR	1473709	04/04/23		27435	Pruitt, Robert E. - Payroll Bi-Weekly-Direct Deposit 4/4/2023	-	2,392.66	7,571,205.12
2227	PR	1473734	04/04/23		27436	Rafters, William C. - Payroll Bi-Weekly-Direct Deposit 4/4/2023	-	2,118.01	7,569,087.11
2227	PR	1473757	04/04/23		27437	Redfern, Joshua L. - Payroll Bi-Weekly-Direct Deposit 4/4/2023	-	1,962.04	7,567,125.07
2227	PR	1473783	04/04/23		27438	Reeves, Katherine D. - Payroll Bi-Weekly-Direct Deposit 4/4/2023	-	1,287.70	7,565,837.37
2227	PR	1473807	04/04/23		27439	Rendl, Robert A. - Payroll Bi-Weekly-Direct Deposit 4/4/2023	-	4,553.95	7,561,283.42
2227	PR	1473833	04/04/23		27440	Reyes, Adam N. - Payroll Bi-Weekly-Direct Deposit 4/4/2023	-	1,923.70	7,559,359.72
2227	PR	1473850	04/04/23		27441	Roberts, Jerry R. - Payroll Bi-Weekly-Direct Deposit 4/4/2023	-	2,115.98	7,557,243.74
2227	PR	1473877	04/04/23		27442	Rocha, Edgar O. - Payroll Bi-Weekly-Direct Deposit 4/4/2023	-	1,216.97	7,556,026.77
2227	PR	1473901	04/04/23		27443	Roche, Benjamin H. - Payroll Bi-Weekly-Direct Deposit 4/4/2023	-	1,966.38	7,554,060.39
2227	PR	1473924	04/04/23		27444	Rose, Cody S. - Payroll Bi-Weekly-Direct Deposit 4/4/2023	-	3,470.55	7,550,589.84
2227	PR	1473956	04/04/23		27445	Runo, Kyle E. - Payroll Bi-Weekly-Direct Deposit 4/4/2023	-	2,084.67	7,548,505.17

CAFMA-Central Arizona Fire and Medical

GL Account Ledger - Detail By Period

4/1/2023 through 4/30/2023

Batch	Journal	Entry #	Date	Job	Document	Description	Debits	Credits	Balance
10.1100.0.0.000			CASH WITH YAVAPAI COUNTY (CONTINUED)						
2227	PR	1473983	04/04/23		27446	Ryan, Keith M. - Payroll Bi-Weekly-Direct Deposit 4/4/2023	\$-	\$1,276.77	\$7,547,228.40
2227	PR	1474004	04/04/23		27447	Scaife, Domenic J. - Payroll Bi-Weekly-Direct Deposit 4/4/2023	-	3,010.51	7,544,217.89
2227	PR	1474028	04/04/23		27448	Schiffmacher, Gerald - Payroll Bi-Weekly-Direct Deposit 4/4/2023	-	1,827.48	7,542,390.41
2227	PR	1474051	04/04/23		27449	Schuster Jr., Alan J. - Payroll Bi-Weekly-Direct Deposit 4/4/2023	-	889.16	7,541,501.25
2227	PR	1474074	04/04/23		27450	Seets, James W. - Payroll Bi-Weekly-Direct Deposit 4/4/2023	-	2,270.42	7,539,230.83
2227	PR	1474097	04/04/23		27451	Sheldon, Wesley K. - Payroll Bi-Weekly-Direct Deposit 4/4/2023	-	2,003.88	7,537,226.95
2227	PR	1474119	04/04/23		27452	Sherman, Kylee N. - Payroll Bi-Weekly-Direct Deposit 4/4/2023	-	1,010.68	7,536,216.27
2227	PR	1474142	04/04/23		27453	Sims, Lacie J. - Payroll Bi-Weekly-Direct Deposit 4/4/2023	-	1,391.33	7,534,824.94
2227	PR	1474170	04/04/23		27454	Smith, Jacob A. - Payroll Bi-Weekly-Direct Deposit 4/4/2023	-	962.87	7,533,862.07
2227	PR	1474200	04/04/23		27455	Smith, Russell - Payroll Bi-Weekly-Direct Deposit 4/4/2023	-	2,962.15	7,530,899.92
2227	PR	1474223	04/04/23		27456	Smith, Travis L. - Payroll Bi-Weekly-Direct Deposit 4/4/2023	-	2,719.78	7,528,180.14
2227	PR	1474247	04/04/23		27457	Smith, Kristopher A. - Payroll Bi-Weekly-Direct Deposit 4/4/2023	-	1,956.65	7,526,223.49
2227	PR	1474271	04/04/23		27458	Snyder, Timothy E. - Payroll Bi-Weekly-Direct Deposit 4/4/2023	-	2,691.98	7,523,531.51
2227	PR	1474294	04/04/23		27459	Stewart, Jeff - Payroll Bi-Weekly-Direct Deposit 4/4/2023	-	2,080.07	7,521,451.44
2227	PR	1474321	04/04/23		27460	Stooks, Wallace C. - Payroll Bi-Weekly-Direct Deposit 4/4/2023	-	3,738.66	7,517,712.78
2227	PR	1474344	04/04/23		27461	Stretton, Garrett M. - Payroll Bi-Weekly-Direct Deposit 4/4/2023	-	1,308.77	7,516,404.01
2227	PR	1474367	04/04/23		27462	Tharp, David S. - Payroll Bi-Weekly-Direct Deposit 4/4/2023	-	3,484.65	7,512,919.36
2227	PR	1474392	04/04/23		27463	Thompson, Jacob S. - Payroll Bi-Weekly-Direct Deposit 4/4/2023	-	1,602.06	7,511,317.30
2227	PR	1474420	04/04/23		27464	Tillich, Timothy A. - Payroll Bi-Weekly-Direct Deposit 4/4/2023	-	1,522.03	7,509,795.27
2227	PR	1474439	04/04/23		27465	Tirpak, Darrell J. - Payroll Bi-Weekly-Direct Deposit 4/4/2023	-	1,322.36	7,508,472.91
2227	PR	1474463	04/04/23		27466	Trask, Ryan A. - Payroll Bi-Weekly-Direct Deposit 4/4/2023	-	2,529.29	7,505,943.62
2227	PR	1474489	04/04/23		27467	Trujillo, Erik J. - Payroll Bi-Weekly-Direct Deposit 4/4/2023	-	2,003.01	7,503,940.61
2227	PR	1474513	04/04/23		27468	Turner, Kenneth R. - Payroll Bi-Weekly-Direct Deposit 4/4/2023	-	1,751.34	7,502,189.27
2227	PR	1474534	04/04/23		27469	VanTuyt, Jonah D. - Payroll Bi-Weekly-Direct Deposit 4/4/2023	-	3,056.94	7,499,132.33
2227	PR	1474559	04/04/23		27470	Vanatta, Justin B. - Payroll Bi-Weekly-Direct Deposit 4/4/2023	-	1,850.53	7,497,281.80
2227	PR	1474580	04/04/23		27471	Viscardi, Karen W. - Payroll Bi-Weekly-Direct Deposit 4/4/2023	-	1,326.67	7,495,955.13

CAFMA-Central Arizona Fire and Medical
GL Account Ledger - Detail By Period
4/1/2023 through 4/30/2023

Batch	Journal	Entry #	Date	Job	Document	Description	Debits	Credits	Balance
10.1100.0.0.000			CASH WITH YAVAPAI COUNTY (CONTINUED)						
2227	PR	1474606	04/04/23		27472	Wagner, Adam D. - Payroll Bi-Weekly-Direct Deposit 4/4/2023	\$-	\$2,187.06	\$7,493,768.07
2227	PR	1474631	04/04/23		27473	Wagoner, Buddy R. - Payroll Bi-Weekly-Direct Deposit 4/4/2023	-	1,953.23	7,491,814.84
2227	PR	1474654	04/04/23		27474	Wittenberg, David J. - Payroll Bi-Weekly-Direct Deposit 4/4/2023	-	2,383.49	7,489,431.35
2227	PR	1474682	04/04/23		27475	Zazueta, Robert P. - Payroll Bi-Weekly-Direct Deposit 4/4/2023	-	3,010.85	7,486,420.50
2237	CD	1475079	04/05/23		756744545	Courtesy Chevrolet - Cash Disbursement COUCHE	-	199,992.08	7,286,428.42
2242	CR	1475105	04/06/23		0059999688	MLADEJOVSKY, MICHAEL -	255.39	-	7,286,683.81
2245	CR	1475222	04/06/23		16161	PLANS REVIEW -	308.00	-	7,286,991.81
2245	CR	1475223	04/06/23		16333	PLANS REVIEW -	125.00	-	7,287,116.81
2245	CR	1475226	04/06/23		16335	PLANS REVIEW -	458.00	-	7,287,574.81
2242	CR	1475109	04/06/23		16578	PINE-STRAWBERRY FIRE DISTRICT -	629.30	-	7,288,204.11
2242	CR	1475110	04/06/23		216842	Mills, Brett -	390.00	-	7,288,594.11
2242	CR	1475111	04/06/23		216842	Bliss, Scott -	150.00	-	7,288,744.11
2242	CR	1475112	04/06/23		216842	CAMACHO, ALBERT -	260.00	-	7,289,004.11
2242	CR	1475113	04/06/23		216842	COLE, BRIAN -	84.66	-	7,289,088.77
2242	CR	1475114	04/06/23		216842	COOK, CHARLES -	84.66	-	7,289,173.43
2242	CR	1475115	04/06/23		216842	CURTIS, DAVID -	41.82	-	7,289,215.25
2242	CR	1475116	04/06/23		216842	DALE, JACK -	84.66	-	7,289,299.91
2242	CR	1475117	04/06/23		216842	DIBBLE, STEVE -	84.66	-	7,289,384.57
2242	CR	1475118	04/06/23		216842	Douglas, Ren -	84.66	-	7,289,469.23
2242	CR	1475119	04/06/23		216842	HARRIS, ALLEN -	84.66	-	7,289,553.89
2242	CR	1475120	04/06/23		216842	INGRAO, JACK -	84.66	-	7,289,638.55
2242	CR	1475121	04/06/23		216842	KELLEY, JOE -	41.82	-	7,289,680.37
2242	CR	1475122	04/06/23		216842	LOPEZ, RODNEY -	84.66	-	7,289,765.03
2242	CR	1475123	04/06/23		216842	MCCONNELL, DAVE -	109.14	-	7,289,874.17
2242	CR	1475124	04/06/23		216842	MOORE, SCOTT -	84.66	-	7,289,958.83
2242	CR	1475125	04/06/23		216842	NESS, DANIEL -	41.82	-	7,290,000.65
2242	CR	1475126	04/06/23		216842	PARRISH, MICHAEL -	41.82	-	7,290,042.47
2242	CR	1475127	04/06/23		216842	POLACEK, JEFF -	260.00	-	7,290,302.47
2242	CR	1475128	04/06/23		216842	Reyes, Charlie -	84.66	-	7,290,387.13
2242	CR	1475129	04/06/23		216842	ROBISON, MICHAEL J. -	84.66	-	7,290,471.79
2242	CR	1475130	04/06/23		216842	Sims, Mike -	109.14	-	7,290,580.93
2242	CR	1475131	04/06/23		216842	Tarver, Shawn -	84.66	-	7,290,665.59
2242	CR	1475132	04/06/23		216842	Tucker, Michael -	260.00	-	7,290,925.59
2242	CR	1475133	04/06/23		216842	Valadez, Armando -	260.00	-	7,291,185.59
2242	CR	1475134	04/06/23		216842	VANATTA, DAVIN -	150.00	-	7,291,335.59
2242	CR	1475135	04/06/23		216842	WILHARM, BRIAN -	84.66	-	7,291,420.25
2242	CR	1475106	04/06/23		2645	MOLINA, ROBERT -	394.89	-	7,291,815.14
2245	CR	1475224	04/06/23		349	DONATION -	50.00	-	7,291,865.14
2242	CR	1475107	04/06/23		5271008003	TRAINING CLASSES -	50.00	-	7,291,915.14
2242	CR	1475108	04/06/23		756723358	COPPER CANYON FIRE & MEDICAL -	80.41	-	7,291,995.55
2242	CR	1475104	04/06/23		776	PACHECO, RUBY -	60.23	-	7,292,055.78
2245	CR	1475225	04/06/23		9576	Fire Prevention Permits -	312.00	-	7,292,367.78

CAFMA-Central Arizona Fire and Medical
GL Account Ledger - Detail By Period
4/1/2023 through 4/30/2023

Batch	Journal	Entry #	Date	Job	Document	Description	Debits	Credits	Balance
10.1100.0.0.000			CASH WITH YAVAPAI COUNTY (CONTINUED)						
2246	CD	1475232	04/10/23		756744516	GET RIGHT MITIGATION LLC - Void Check GERIMI	\$14,735.49	\$-	\$7,307,103.27
2246	CD	1475234	04/17/23		756744546	Arizona General / Ace Hardware - Cash Disbursement ACEHAR	-	2.97	7,307,100.30
2246	CD	1475241	04/17/23		756744547	Action Graphics - Cash Disbursement ACTGRA	-	3,660.41	7,303,439.89
2246	CD	1475279	04/17/23		756744550	A & E Reprographics, Inc - Cash Disbursement AEREPR	-	73.92	7,303,365.97
2246	CD	1475282	04/17/23		756744551	American Express, Inc. - Cash Disbursement AMEEXP	-	42,520.11	7,260,845.86
2246	CD	1475542	04/17/23		756744567	Arizona Emergency Products - Cash Disbursement AREMPR	-	284.99	7,260,560.87
2246	CD	1475546	04/17/23		756744568	Arizona PPE Recon, Inc - Cash Disbursement ARPPER	-	134.00	7,260,426.87
2246	CD	1475549	04/17/23		756744569	Auto Trim Plus LLC - Cash Disbursement AUTRPL	-	1,109.45	7,259,317.42
2246	CD	1475554	04/17/23		756744570	Bennett Oil - Cash Disbursement BENOIL	-	3,635.12	7,255,682.30
2246	CD	1475557	04/17/23		756744571	Bound Tree Medical LLC - Cash Disbursement BOTRME	-	11,117.48	7,244,564.82
2246	CD	1475603	04/17/23		756744574	Bradshaw Mtn Environmental Inc - Cash Disbursement BRMOEN	-	135.00	7,244,429.82
2246	CD	1475605	04/17/23		756744575	Bullock Equipment LLC - Cash Disbursement BULEQU	-	17,297.24	7,227,132.58
2246	CD	1475614	04/17/23		756744576	B & W Fire Security Systems - Cash Disbursement BWFISE	-	100.00	7,227,032.58
2246	CD	1475616	04/17/23		756744577	Sparklight - Cash Disbursement CABONE	-	1,199.21	7,225,833.37
2246	CD	1475623	04/17/23		756744578	Chase Bank - Cash Disbursement CHASE	-	630,043.82	6,595,789.55
2246	CD	1475650	04/17/23		756744580	Chase Card Services - Cash Disbursement CHCASE	-	12,434.78	6,583,354.77
2246	CD	1475689	04/17/23		756744583	Cummins Sales And Service - Cash Disbursement CUROMO	-	522.00	6,582,832.77
2246	CD	1475691	04/17/23		756744584	Curtis Tools for Heroes - Cash Disbursement CUTOHE	-	8,172.70	6,574,660.07
2246	CD	1475701	04/17/23		756744585	DES- Unemployment Tax - Cash Disbursement DEECSE	-	926.87	6,573,733.20
2246	CD	1475703	04/17/23		756744586	Dish Network - Cash Disbursement DISNET	-	148.11	6,573,585.09
2246	CD	1475705	04/17/23		756744587	Diversified Inspections/ITL - Cash Disbursement DIVINS	-	6,437.81	6,567,147.28
2246	CD	1475714	04/17/23		756744588	FACTORY MOTOR PARTS - Cash Disbursement FAMOPA	-	559.53	6,566,587.75
2246	CD	1475725	04/17/23		756744589	FEDEX - Cash Disbursement FEDEXP	-	43.48	6,566,544.27
2246	CD	1475727	04/17/23		756744590	FleetPride, Inc - Cash Disbursement FLPTRR	-	92.04	6,566,452.23
2246	CD	1475730	04/17/23		756744591	Freightliner of AZ, LLC - Cash Disbursement FROFAR	-	384.99	6,566,067.24
2246	CD	1475734	04/17/23		756744592	Galls LLC - Cash Disbursement GALLS	-	831.23	6,565,236.01
2246	CD	1475747	04/17/23		756744593	GET RIGHT MITIGATION LLC - Cash Disbursement GERIMI	-	12,210.99	6,553,025.02
2246	CD	1475749	04/17/23		756744594	W.W. Grainger, Inc - Cash Disbursement GRAING	-	435.29	6,552,589.73
2246	CD	1475762	04/17/23		756744595	GRANITE TELECOMMUNICATIONS LLC - Cash Disbursement GRANET	-	848.39	6,551,741.34
2246	CD	1475764	04/17/23		756744596	Healthcare Medical Waste Svcs - Cash Disbursement HEMEWA	-	220.00	6,551,521.34
2246	CD	1475766	04/17/23		756744597	Interstate Batteries - Cash Disbursement INTBAT	-	242.68	6,551,278.66
2246	CD	1475771	04/17/23		756744598	Manzanita Landscaping, Inc - Cash Disbursement MANLAN	-	1,357.18	6,549,921.48
2246	CD	1475776	04/17/23		756744599	MAUER SEALING AND STRIPING LLC - Cash Disbursement MASEST	-	11,700.00	6,538,221.48
2246	CD	1475779	04/17/23		756744600	Matheson Tri-Gas, Inc - Cash Disbursement MATTRI	-	2,444.65	6,535,776.83

CAFMA-Central Arizona Fire and Medical
GL Account Ledger - Detail By Period
4/1/2023 through 4/30/2023

Batch	Journal	Entry #	Date	Job	Document	Description	Debits	Credits	Balance
10.1100.0.0.000			CASH WITH YAVAPAI COUNTY (CONTINUED)						
2246	CD	1475793	04/17/23		756744601	MILLS, BRETT - Cash Disbursement MILBRE	\$-	\$390.00	\$6,535,386.83
2246	CD	1475796	04/17/23		756744602	NAPA Auto Parts - Cash Disbursement NAAUPA	-	2,807.64	6,532,579.19
2246	CD	1475859	04/17/23		756744606	Northern Arizona Inspection - Cash Disbursement NOARIN	-	3,200.00	6,529,379.19
2246	CD	1475861	04/17/23		756744607	O'Reilly Auto Parts - Cash Disbursement ORAUPA	-	1,231.29	6,528,147.90
2246	CD	1475884	04/17/23		756744609	Paymaster Checkwriter Co. - Cash Disbursement PAYCHE	-	472.97	6,527,674.93
2246	CD	1475889	04/17/23		756744610	Prescott Steel & Welding - Cash Disbursement PRSTWE	-	38.69	6,527,636.24
2246	CD	1475892	04/17/23		756744611	Prescott Valley Ace Hardware - Cash Disbursement PVACHA	-	144.23	6,527,492.01
2246	CD	1475904	04/17/23		756744612	Restored By Faith LLC - Cash Disbursement REBYFA	-	420.00	6,527,072.01
2246	CD	1475906	04/17/23		756744613	The Counseling Office of - Cash Disbursement RITDEB	-	8,865.00	6,518,207.01
2246	CD	1475911	04/17/23		756744614	ROLLNRACK - Cash Disbursement ROLRAC	-	1,320.00	6,516,887.01
2246	CD	1475914	04/17/23		756744615	RWC Group - Cash Disbursement RWCINT	-	1,541.53	6,515,345.48
2246	CD	1475936	04/17/23		756744617	S&A EXCAVATION LLC - Cash Disbursement SAEXCA	-	27,767.83	6,487,577.65
2246	CD	1475941	04/17/23		756744618	Securis Insurance Pool, Inc - Cash Disbursement SEINPO	-	245,108.50	6,242,469.15
2246	CD	1475943	04/17/23		756744619	Sherwin Williams Company - Cash Disbursement SHEWIL	-	175.75	6,242,293.40
2246	CD	1475948	04/17/23		756744620	Staples Contract & Commmerc.Inc - Cash Disbursement STACOM	-	260.89	6,242,032.51
2246	CD	1475957	04/17/23		756744621	Teleflex Funding LLC - Cash Disbursement TELEFL	-	1,325.66	6,240,706.85
2246	CD	1475962	04/17/23		756744622	Town of Prescott Valley - Cash Disbursement TOPRVA	-	156.92	6,240,549.93
2246	CD	1475965	04/17/23		756744623	Turbo & Electric Sales & Srvs - Cash Disbursement TUELSA	-	1,186.52	6,239,363.41
2246	CD	1475968	04/17/23		756744624	Unisource Energy Services - Cash Disbursement UNENSE	-	215.44	6,239,147.97
2246	CD	1475970	04/17/23		756744625	Verified First, LLC - Cash Disbursement VEFIBA	-	64.80	6,239,083.17
2246	CD	1475973	04/17/23		756744626	Verizon Wireless - Cash Disbursement VERWIR	-	6,619.93	6,232,463.24
2246	CD	1475978	04/17/23		756744627	W.W. Williams Company LLC - Cash Disbursement WWWILL	-	18.34	6,232,444.90
2246	CD	1475983	04/17/23		756744628	Yavapai Fleet Yavapai Machine - Cash Disbursement YAFLIN	-	727.18	6,231,717.72
2246	CD	1475994	04/17/23		756744629	YORK CHRYSLER DODGE JEEP RAM - Cash Disbursement YORK	-	634.16	6,231,083.56
2246	CD	1476001	04/17/23		756744630	YRMCPD PHYSICIAN PRACTICES - Cash Disbursement YRMCPD	-	483.00	6,230,600.56
2246	CD	1475631	04/17/23		DIR.DEP.PPE.04.08.:	Chase Bank - PR - DIRECT DEPOSIT PPE 4/8/2023	347,895.40	-	6,578,495.96
2247	PR	1479827	04/18/23		27476	Abel, Todd D. - Payroll Bi-Weekly-Direct Deposit 4/18/2023	-	4,812.15	6,573,683.81
2247	PR	1479853	04/18/23		27477	Anglin, Jake J. - Payroll Bi-Weekly-Direct Deposit 4/18/2023	-	999.04	6,572,684.77
2247	PR	1479881	04/18/23		27478	Apolinar, Johnathan R. - Payroll Bi-Weekly-Direct Deposit 4/18/2023	-	1,927.81	6,570,756.96
2247	PR	1479909	04/18/23		27479	Aponte, Anthony M. - Payroll Bi-Weekly-Direct Deposit 4/18/2023	-	1,459.76	6,569,297.20
2247	PR	1479932	04/18/23		27480	Baker, Mark A. - Payroll Bi-Weekly-Direct Deposit 4/18/2023	-	2,181.68	6,567,115.52

CAFMA-Central Arizona Fire and Medical

GL Account Ledger - Detail By Period

4/1/2023 through 4/30/2023

Batch	Journal	Entry #	Date	Job	Document	Description	Debits	Credits	Balance
10.1100.0.0.000			CASH WITH YAVAPAI COUNTY (CONTINUED)						
2247	PR	1479955	04/18/23		27481	Barnum, Josh M. - Payroll Bi-Weekly-Direct Deposit 4/18/2023	\$-	\$2,171.68	\$6,564,943.84
2247	PR	1479984	04/18/23		27482	Basurto-Cancino, Leobardo - Payroll Bi-Weekly-Direct Deposit 4/18/2023	-	1,957.36	6,562,986.48
2247	PR	1480010	04/18/23		27483	Blair, Wyatt L. - Payroll Bi-Weekly-Direct Deposit 4/18/2023	-	2,444.66	6,560,541.82
2247	PR	1480031	04/18/23		27484	Blum, Rodney A. - Payroll Bi-Weekly-Direct Deposit 4/18/2023	-	1,846.86	6,558,694.96
2247	PR	1480055	04/18/23		27485	Breyer, Samuel H. - Payroll Bi-Weekly-Direct Deposit 4/18/2023	-	1,518.97	6,557,175.99
2247	PR	1480076	04/18/23		27486	Brown Jr, Dennis F. - Payroll Bi-Weekly-Direct Deposit 4/18/2023	-	2,550.14	6,554,625.85
2247	PR	1480099	04/18/23		27487	Brunk, Jacob A. - Payroll Bi-Weekly-Direct Deposit 4/18/2023	-	1,923.84	6,552,702.01
2247	PR	1480123	04/18/23		27488	Buchanan, Ben D. - Payroll Bi-Weekly-Direct Deposit 4/18/2023	-	3,270.78	6,549,431.23
2247	PR	1480144	04/18/23		27489	Bulters, Scott D. - Payroll Bi-Weekly-Direct Deposit 4/18/2023	-	2,374.09	6,547,057.14
2247	PR	1480167	04/18/23		27490	Buntin, Darrell R. - Payroll Bi-Weekly-Direct Deposit 4/18/2023	-	2,081.51	6,544,975.63
2247	PR	1480190	04/18/23		27491	Burch, Brian J. - Payroll Bi-Weekly-Direct Deposit 4/18/2023	-	2,296.19	6,542,679.44
2247	PR	1480220	04/18/23		27492	Burch, Caden C. - Payroll Bi-Weekly-Direct Deposit 4/18/2023	-	1,613.29	6,541,066.15
2247	PR	1480244	04/18/23		27493	Burchard, Benjamin A. - Payroll Bi-Weekly-Direct Deposit 4/18/2023	-	1,336.62	6,539,729.53
2247	PR	1480265	04/18/23		27494	Bushman, James V. - Payroll Bi-Weekly-Direct Deposit 4/18/2023	-	2,338.82	6,537,390.71
2247	PR	1480289	04/18/23		27495	Butler, Jason - Payroll Bi-Weekly-Direct Deposit 4/18/2023	-	2,247.62	6,535,143.09
2247	PR	1480318	04/18/23		27496	Butterfield, Jesse D. - Payroll Bi-Weekly-Direct Deposit 4/18/2023	-	1,770.80	6,533,372.29
2247	PR	1480340	04/18/23		27497	Carothers, Robert C. - Payroll Bi-Weekly-Direct Deposit 4/18/2023	-	4,409.04	6,528,963.25
2247	PR	1480367	04/18/23		27498	Cazaly, Marshall - Payroll Bi-Weekly-Direct Deposit 4/18/2023	-	1,606.97	6,527,356.28
2247	PR	1480389	04/18/23		27499	Clark, Shelly - Payroll Bi-Weekly-Direct Deposit 4/18/2023	-	1,185.40	6,526,170.88
2247	PR	1480417	04/18/23		27500	Collins, Seth M. - Payroll Bi-Weekly-Direct Deposit 4/18/2023	-	1,585.89	6,524,584.99
2247	PR	1480441	04/18/23		27501	Copenhaver, Douglas J. - Payroll Bi-Weekly-Direct Deposit 4/18/2023	-	1,984.50	6,522,600.49
2247	PR	1480462	04/18/23		27502	Cox, Phillip C. - Payroll Bi-Weekly-Direct Deposit 4/18/2023	-	2,397.76	6,520,202.73
2247	PR	1480488	04/18/23		27503	Croft, Adam J. - Payroll Bi-Weekly-Direct Deposit 4/18/2023	-	1,817.04	6,518,385.69
2247	PR	1480510	04/18/23		27504	Crossman, Eric L. - Payroll Bi-Weekly-Direct Deposit 4/18/2023	-	2,302.93	6,516,082.76
2247	PR	1480534	04/18/23		27505	Cruz, Steven R. - Payroll Bi-Weekly-Direct Deposit 4/18/2023	-	1,859.35	6,514,223.41

CAFMA-Central Arizona Fire and Medical
GL Account Ledger - Detail By Period
4/1/2023 through 4/30/2023

Batch	Journal	Entry #	Date	Job	Document	Description	Debits	Credits	Balance
10.1100.0.0.000			CASH WITH YAVAPAI COUNTY (CONTINUED)						
2247	PR	1480556	04/18/23		27506	Curry, Robert C. - Payroll Bi-Weekly-Direct Deposit 4/18/2023	\$-	\$2,348.93	\$6,511,874.48
2247	PR	1480581	04/18/23		27507	DalCerro, Matthew R. - Payroll Bi-Weekly-Direct Deposit 4/18/2023	-	1,735.59	6,510,138.89
2247	PR	1480604	04/18/23		27508	Davidson, Glenn T. - Payroll Bi-Weekly-Direct Deposit 4/18/2023	-	2,871.28	6,507,267.61
2247	PR	1480627	04/18/23		27509	Davis, Bradley M. - Payroll Bi-Weekly-Direct Deposit 4/18/2023	-	3,693.50	6,503,574.11
2247	PR	1480651	04/18/23		27510	Deering, Andrew L. - Payroll Bi-Weekly-Direct Deposit 4/18/2023	-	955.50	6,502,618.61
2247	PR	1480677	04/18/23		27511	DiVall, Nelson - Payroll Bi-Weekly-Direct Deposit 4/18/2023	-	1,403.31	6,501,215.30
2247	PR	1480701	04/18/23		27512	Dibble, Gordon L. - Payroll Bi-Weekly-Direct Deposit 4/18/2023	-	1,816.63	6,499,398.67
2247	PR	1480725	04/18/23		27513	Dixon, Susanne M. - Payroll Bi-Weekly-Direct Deposit 4/18/2023	-	2,448.10	6,496,950.57
2247	PR	1480751	04/18/23		27514	DuCharme, Zachary J. - Payroll Bi-Weekly-Direct Deposit 4/18/2023	-	2,146.62	6,494,803.95
2247	PR	1480773	04/18/23		27515	Duplessis, Robert A. - Payroll Bi-Weekly-Direct Deposit 4/18/2023	-	2,843.46	6,491,960.49
2247	PR	1480798	04/18/23		27516	Dwyer, Jonathan M. - Payroll Bi-Weekly-Direct Deposit 4/18/2023	-	1,805.60	6,490,154.89
2247	PR	1480824	04/18/23		27517	Eckle, Kellan J. - Payroll Bi-Weekly-Direct Deposit 4/18/2023	-	1,891.81	6,488,263.08
2247	PR	1480846	04/18/23		27518	Edwards, David S. - Payroll Bi-Weekly-Direct Deposit 4/18/2023	-	2,670.61	6,485,592.47
2247	PR	1480867	04/18/23		27519	Engel, Nicole - Payroll Bi-Weekly-Direct Deposit 4/18/2023	-	990.64	6,484,601.83
2247	PR	1480891	04/18/23		27520	Estrada, Emilio C. - Payroll Bi-Weekly-Direct Deposit 4/18/2023	-	1,743.77	6,482,858.06
2247	PR	1480912	04/18/23		27521	Feddema, John J. - Payroll Bi-Weekly-Direct Deposit 4/18/2023	-	3,675.40	6,479,182.66
2247	PR	1480939	04/18/23		27522	Ferris, Ryan M. - Payroll Bi-Weekly-Direct Deposit 4/18/2023	-	1,926.73	6,477,255.93
2247	PR	1480963	04/18/23		27523	Fields, Brody J. - Payroll Bi-Weekly-Direct Deposit 4/18/2023	-	2,552.38	6,474,703.55
2247	PR	1480991	04/18/23		27524	Fournier, Nick T. - Payroll Bi-Weekly-Direct Deposit 4/18/2023	-	2,348.68	6,472,354.87
2247	PR	1481012	04/18/23		27525	Frawley, Teresa A. - Payroll Bi-Weekly-Direct Deposit 4/18/2023	-	1,193.20	6,471,161.67
2247	PR	1481033	04/18/23		27526	Frazier, Antonio - Payroll Bi-Weekly-Direct Deposit 4/18/2023	-	2,592.44	6,468,569.23
2247	PR	1481054	04/18/23		27527	Freeman, Michael - Payroll Bi-Weekly-Direct Deposit 4/18/2023	-	1,684.40	6,466,884.83
2247	PR	1481077	04/18/23		27528	Freitag, Scott A. - Payroll Bi-Weekly-Direct Deposit 4/18/2023	-	4,434.50	6,462,450.33
2247	PR	1481098	04/18/23		27529	Gallman, Timothy B. - Payroll Bi-Weekly-Direct Deposit 4/18/2023	-	1,303.96	6,461,146.37
2247	PR	1481120	04/18/23		27530	Gardea Chaparro, Ivonne - Payroll Bi-Weekly-Direct Deposit 4/18/2023	-	1,087.96	6,460,058.41

CAFMA-Central Arizona Fire and Medical
GL Account Ledger - Detail By Period
4/1/2023 through 4/30/2023

Batch	Journal	Entry #	Date	Job	Document	Description	Debits	Credits	Balance
10.1100.0.0.000			CASH WITH YAVAPAI COUNTY (CONTINUED)						
2247	PR	1481141	04/18/23		27531	Gentle, Isabel - Payroll Bi-Weekly-Direct Deposit 4/18/2023	\$-	\$1,100.31	\$6,458,958.10
2247	PR	1481166	04/18/23		27532	Gentle, Joshua A. - Payroll Bi-Weekly-Direct Deposit 4/18/2023	-	1,299.25	6,457,658.85
2247	PR	1481191	04/18/23		27533	Gillihan, Jim W. - Payroll Bi-Weekly-Direct Deposit 4/18/2023	-	1,717.64	6,455,941.21
2247	PR	1481215	04/18/23		27534	Ginn, James E. - Payroll Bi-Weekly-Direct Deposit 4/18/2023	-	2,187.06	6,453,754.15
2247	PR	1481239	04/18/23		27535	Goodman, Laurie K. - Payroll Bi-Weekly-Direct Deposit 4/18/2023	-	1,706.72	6,452,047.43
2247	PR	1481270	04/18/23		27536	Gray, JT A. - Payroll Bi-Weekly-Direct Deposit 4/18/2023	-	1,610.39	6,450,437.04
2247	PR	1481301	04/18/23		27537	Guzzo, Nicholas R. - Payroll Bi-Weekly-Direct Deposit 4/18/2023	-	1,662.97	6,448,774.07
2247	PR	1481329	04/18/23		27538	Hall, Jace R. - Payroll Bi-Weekly-Direct Deposit 4/18/2023	-	2,145.13	6,446,628.94
2247	PR	1481359	04/18/23		27539	Hampton, Daniel A. - Payroll Bi-Weekly-Direct Deposit 4/18/2023	-	2,269.74	6,444,359.20
2247	PR	1481387	04/18/23		27540	Harper, Leslie R. - Payroll Bi-Weekly-Direct Deposit 4/18/2023	-	2,007.82	6,442,351.38
2247	PR	1481409	04/18/23		27541	Hlavacek, Evan - Payroll Bi-Weekly-Direct Deposit 4/18/2023	-	2,320.56	6,440,030.82
2247	PR	1481432	04/18/23		27542	Horstman, Stephen W. - Payroll Bi-Weekly-Direct Deposit 4/18/2023	-	2,921.03	6,437,109.79
2247	PR	1481453	04/18/23		27543	Huddleston, Michael B. - Payroll Bi-Weekly-Direct Deposit 4/18/2023	-	2,472.98	6,434,636.81
2247	PR	1481477	04/18/23		27544	Hutchison, Ethan K. - Payroll Bi-Weekly-Direct Deposit 4/18/2023	-	1,513.22	6,433,123.59
2247	PR	1481493	04/18/23		27545	Ingrao, Jory - Payroll Bi-Weekly-Direct Deposit 4/18/2023	-	2,150.90	6,430,972.69
2247	PR	1481522	04/18/23		27546	Isbell, Tienna B. - Payroll Bi-Weekly-Direct Deposit 4/18/2023	-	1,875.95	6,429,096.74
2247	PR	1481548	04/18/23		27547	Jacobson, Terrence L. - Payroll Bi-Weekly-Direct Deposit 4/18/2023	-	2,503.98	6,426,592.76
2247	PR	1481572	04/18/23		27548	Jimenez, Valentin - Payroll Bi-Weekly-Direct Deposit 4/18/2023	-	1,465.67	6,425,127.09
2247	PR	1481596	04/18/23		27549	Johnson, Carrie A. - Payroll Bi-Weekly-Direct Deposit 4/18/2023	-	2,813.55	6,422,313.54
2247	PR	1481622	04/18/23		27550	Jones, Shaun D. - Payroll Bi-Weekly-Direct Deposit 4/18/2023	-	2,078.57	6,420,234.97
2247	PR	1481643	04/18/23		27551	Jordan, Tessa M. - Payroll Bi-Weekly-Direct Deposit 4/18/2023	-	1,181.96	6,419,053.01
2247	PR	1481668	04/18/23		27552	King, Jeremiah D. - Payroll Bi-Weekly-Direct Deposit 4/18/2023	-	2,569.77	6,416,483.24
2247	PR	1481694	04/18/23		27553	Kirk, Jaron J. - Payroll Bi-Weekly-Direct Deposit 4/18/2023	-	1,712.83	6,414,770.41
2247	PR	1481718	04/18/23		27554	Kline, Shyla E. - Payroll Bi-Weekly-Direct Deposit 4/18/2023	-	942.55	6,413,827.86
2247	PR	1481738	04/18/23		27555	Kohler, Travis W. - Payroll Bi-Weekly-Direct Deposit 4/18/2023	-	2,182.77	6,411,645.09
2247	PR	1481763	04/18/23		27556	Kontz, Andrew M. - Payroll Bi-Weekly-Direct Deposit 4/18/2023	-	1,338.41	6,410,306.68

CAFMA-Central Arizona Fire and Medical
GL Account Ledger - Detail By Period
4/1/2023 through 4/30/2023

Batch	Journal	Entry #	Date	Job	Document	Description	Debits	Credits	Balance
10.1100.0.0.000			CASH WITH YAVAPAI COUNTY (CONTINUED)						
2247	PR	1481787	04/18/23		27557	Kontz, Michael V. - Payroll Bi-Weekly-Direct Deposit 4/18/2023	\$-	\$2,148.75	\$6,408,157.93
2247	PR	1481805	04/18/23		27558	Krizo, Denise M. - Payroll Bi-Weekly-Direct Deposit 4/18/2023	-	1,064.34	6,407,093.59
2247	PR	1481828	04/18/23		27559	Kuykendall, Jeffery W. - Payroll Bi-Weekly-Direct Deposit 4/18/2023	-	3,831.89	6,403,261.70
2247	PR	1481850	04/18/23		27560	Legge, David B. - Payroll Bi-Weekly-Direct Deposit 4/18/2023	-	2,602.81	6,400,658.89
2247	PR	1481875	04/18/23		27561	Litchfield, Ronald K. - Payroll Bi-Weekly-Direct Deposit 4/18/2023	-	2,931.53	6,397,727.36
2247	PR	1481896	04/18/23		27562	Lopeman, Keith A. - Payroll Bi-Weekly-Direct Deposit 4/18/2023	-	2,190.82	6,395,536.54
2247	PR	1481917	04/18/23		27563	Lopez, Nelson P. - Payroll Bi-Weekly-Direct Deposit 4/18/2023	-	1,835.44	6,393,701.10
2247	PR	1481947	04/18/23		27564	Lund, Kyle L. - Payroll Bi-Weekly-Direct Deposit 4/18/2023	-	1,445.27	6,392,255.83
2247	PR	1481972	04/18/23		27565	Lynch, Peter J. - Payroll Bi-Weekly-Direct Deposit 4/18/2023	-	1,676.90	6,390,578.93
2247	PR	1481997	04/18/23		27566	Lys, Damian P. - Payroll Bi-Weekly-Direct Deposit 4/18/2023	-	2,610.48	6,387,968.45
2247	PR	1482018	04/18/23		27567	Madden, James P. - Payroll Bi-Weekly-Direct Deposit 4/18/2023	-	1,529.35	6,386,439.10
2247	PR	1482038	04/18/23		27568	Mauldin, Karen S. - Payroll Bi-Weekly-Direct Deposit 4/18/2023	-	2,117.69	6,384,321.41
2247	PR	1482062	04/18/23		27569	Mauldin, Mark E. - Payroll Bi-Weekly-Direct Deposit 4/18/2023	-	2,988.05	6,381,333.36
2247	PR	1482081	04/18/23		27570	Mayhall, Mathew T. - Payroll Bi-Weekly-Direct Deposit 4/18/2023	-	2,432.22	6,378,901.14
2247	PR	1482095	04/18/23		27571	Mazon, Joshua M. - Payroll Bi-Weekly-Direct Deposit 4/18/2023	-	1,953.63	6,376,947.51
2247	PR	1482120	04/18/23		27572	McCarthy, Nicholas A. - Payroll Bi-Weekly-Direct Deposit 4/18/2023	-	1,409.41	6,375,538.10
2247	PR	1482146	04/18/23		27573	McCarty, Daniel L. - Payroll Bi-Weekly-Direct Deposit 4/18/2023	-	2,959.27	6,372,578.83
2247	PR	1482171	04/18/23		27574	McFadden, Matthew C. - Payroll Bi-Weekly-Direct Deposit 4/18/2023	-	1,430.36	6,371,148.47
2247	PR	1482199	04/18/23		27575	McFadden, Michael J. - Payroll Bi-Weekly-Direct Deposit 4/18/2023	-	2,250.66	6,368,897.81
2247	PR	1482224	04/18/23		27576	McIntire, Jacob V. - Payroll Bi-Weekly-Direct Deposit 4/18/2023	-	1,421.43	6,367,476.38
2247	PR	1482248	04/18/23		27577	Merrill, Eric R. - Payroll Bi-Weekly-Direct Deposit 4/18/2023	-	3,394.97	6,364,081.41
2247	PR	1482271	04/18/23		27578	Moore, Aaron J. - Payroll Bi-Weekly-Direct Deposit 4/18/2023	-	2,052.69	6,362,028.72
2247	PR	1482298	04/18/23		27579	Moore, Ryan T. - Payroll Bi-Weekly-Direct Deposit 4/18/2023	-	1,630.27	6,360,398.45
2247	PR	1482325	04/18/23		27580	Muniz, Thomas E. - Payroll Bi-Weekly-Direct Deposit 4/18/2023	-	1,642.49	6,358,755.96
2247	PR	1482345	04/18/23		27581	Murphey, Patricia D. - Payroll Bi-Weekly-Direct Deposit 4/18/2023	-	3,128.45	6,355,627.51

CAFMA-Central Arizona Fire and Medical
GL Account Ledger - Detail By Period
4/1/2023 through 4/30/2023

Batch	Journal	Entry #	Date	Job	Document	Description	Debits	Credits	Balance
10.1100.0.0.000			CASH WITH YAVAPAI COUNTY (CONTINUED)						
2247	PR	1482372	04/18/23		27582	Nall, William T. - Payroll Bi-Weekly-Direct Deposit 4/18/2023	\$-	\$1,362.08	\$6,354,265.43
2247	PR	1482395	04/18/23		27583	Nelson, Michael J. - Payroll Bi-Weekly-Direct Deposit 4/18/2023	-	1,527.84	6,352,737.59
2247	PR	1482424	04/18/23		27584	Niemynski, Doug T. - Payroll Bi-Weekly-Direct Deposit 4/18/2023	-	4,043.85	6,348,693.74
2247	PR	1482448	04/18/23		27585	Nolan, Jason K. - Payroll Bi-Weekly-Direct Deposit 4/18/2023	-	2,359.02	6,346,334.72
2247	PR	1482472	04/18/23		27586	O'Neil, Kevin T. - Payroll Bi-Weekly-Direct Deposit 4/18/2023	-	1,899.44	6,344,435.28
2247	PR	1482500	04/18/23		27587	Olson, Rick C. - Payroll Bi-Weekly-Direct Deposit 4/18/2023	-	2,290.95	6,342,144.33
2247	PR	1482524	04/18/23		27588	Overmyer, Titus C. - Payroll Bi-Weekly-Direct Deposit 4/18/2023	-	1,540.81	6,340,603.52
2247	PR	1482544	04/18/23		27589	Parra, Dustin A. - Payroll Bi-Weekly-Direct Deposit 4/18/2023	-	2,777.45	6,337,826.07
2247	PR	1482570	04/18/23		27590	Parra, Payton S. - Payroll Bi-Weekly-Direct Deposit 4/18/2023	-	1,832.59	6,335,993.48
2247	PR	1482590	04/18/23		27591	Peckham, Christopher D. - Payroll Bi-Weekly-Direct Deposit 4/18/2023	-	2,072.76	6,333,920.72
2247	PR	1482615	04/18/23		27592	Pena, Christopher D. - Payroll Bi-Weekly-Direct Deposit 4/18/2023	-	1,897.24	6,332,023.48
2247	PR	1482644	04/18/23		27593	Perez, Anthony R. - Payroll Bi-Weekly-Direct Deposit 4/18/2023	-	1,702.45	6,330,321.03
2247	PR	1482670	04/18/23		27594	Perkins, Shane M. - Payroll Bi-Weekly-Direct Deposit 4/18/2023	-	1,568.94	6,328,752.09
2247	PR	1482695	04/18/23		27595	Poliakon, Brett M. - Payroll Bi-Weekly-Direct Deposit 4/18/2023	-	2,471.81	6,326,280.28
2247	PR	1482722	04/18/23		27596	Pope, Michael V. - Payroll Bi-Weekly-Direct Deposit 4/18/2023	-	1,754.58	6,324,525.70
2247	PR	1482746	04/18/23		27597	Postula, Justin M. - Payroll Bi-Weekly-Direct Deposit 4/18/2023	-	2,159.95	6,322,365.75
2247	PR	1482769	04/18/23		27598	Postula, Karl A. - Payroll Bi-Weekly-Direct Deposit 4/18/2023	-	2,622.09	6,319,743.66
2247	PR	1482788	04/18/23		27599	Prange, Ross L. - Payroll Bi-Weekly-Direct Deposit 4/18/2023	-	3,059.25	6,316,684.41
2247	PR	1482812	04/18/23		27600	Pruitt, Robert E. - Payroll Bi-Weekly-Direct Deposit 4/18/2023	-	2,683.41	6,314,001.00
2247	PR	1482836	04/18/23		27601	Rafters, William C. - Payroll Bi-Weekly-Direct Deposit 4/18/2023	-	1,633.70	6,312,367.30
2247	PR	1482859	04/18/23		27602	Redfern, Joshua L. - Payroll Bi-Weekly-Direct Deposit 4/18/2023	-	1,516.86	6,310,850.44
2247	PR	1482884	04/18/23		27603	Reeves, Katherine D. - Payroll Bi-Weekly-Direct Deposit 4/18/2023	-	1,280.70	6,309,569.74
2247	PR	1482907	04/18/23		27604	Rendl, Robert A. - Payroll Bi-Weekly-Direct Deposit 4/18/2023	-	3,237.89	6,306,331.85
2247	PR	1482933	04/18/23		27605	Reyes, Adam N. - Payroll Bi-Weekly-Direct Deposit 4/18/2023	-	1,883.56	6,304,448.29
2247	PR	1482950	04/18/23		27606	Roberts, Jerry R. - Payroll Bi-Weekly-Direct Deposit 4/18/2023	-	2,115.98	6,302,332.31

CAFMA-Central Arizona Fire and Medical
GL Account Ledger - Detail By Period
4/1/2023 through 4/30/2023

Batch	Journal	Entry #	Date	Job	Document	Description	Debits	Credits	Balance
10.1100.0.0.000			CASH WITH YAVAPAI COUNTY (CONTINUED)						
2247	PR	1482981	04/18/23		27607	Rocha, Edgar O. - Payroll Bi-Weekly-Direct Deposit 4/18/2023	\$-	\$1,523.29	\$6,300,809.02
2247	PR	1483007	04/18/23		27608	Roche, Benjamin H. - Payroll Bi-Weekly-Direct Deposit 4/18/2023	-	2,188.25	6,298,620.77
2247	PR	1483030	04/18/23		27609	Rose, Cody S. - Payroll Bi-Weekly-Direct Deposit 4/18/2023	-	3,470.55	6,295,150.22
2247	PR	1483060	04/18/23		27610	Runo, Kyle E. - Payroll Bi-Weekly-Direct Deposit 4/18/2023	-	1,845.16	6,293,305.06
2247	PR	1483087	04/18/23		27611	Ryan, Keith M. - Payroll Bi-Weekly-Direct Deposit 4/18/2023	-	1,325.10	6,291,979.96
2247	PR	1483109	04/18/23		27612	Scaife, Domenic J. - Payroll Bi-Weekly-Direct Deposit 4/18/2023	-	3,121.87	6,288,858.09
2247	PR	1483134	04/18/23		27613	Schiffmacher, Gerald - Payroll Bi-Weekly-Direct Deposit 4/18/2023	-	1,948.83	6,286,909.26
2247	PR	1483155	04/18/23		27614	Schuster Jr., Alan J. - Payroll Bi-Weekly-Direct Deposit 4/18/2023	-	518.41	6,286,390.85
2247	PR	1483177	04/18/23		27615	Seets, James W. - Payroll Bi-Weekly-Direct Deposit 4/18/2023	-	2,394.86	6,283,995.99
2247	PR	1483202	04/18/23		27616	Sheldon, Wesley K. - Payroll Bi-Weekly-Direct Deposit 4/18/2023	-	2,014.81	6,281,981.18
2247	PR	1483224	04/18/23		27617	Sherman, Kylee N. - Payroll Bi-Weekly-Direct Deposit 4/18/2023	-	1,010.68	6,280,970.50
2247	PR	1483247	04/18/23		27618	Sims, Lacie J. - Payroll Bi-Weekly-Direct Deposit 4/18/2023	-	1,391.33	6,279,579.17
2247	PR	1483275	04/18/23		27619	Smith, Jacob A. - Payroll Bi-Weekly-Direct Deposit 4/18/2023	-	982.01	6,278,597.16
2247	PR	1483303	04/18/23		27620	Smith, Russell - Payroll Bi-Weekly-Direct Deposit 4/18/2023	-	2,139.43	6,276,457.73
2247	PR	1483326	04/18/23		27621	Smith, Travis L. - Payroll Bi-Weekly-Direct Deposit 4/18/2023	-	2,807.31	6,273,650.42
2247	PR	1483350	04/18/23		27622	Smith, Kristopher A. - Payroll Bi-Weekly-Direct Deposit 4/18/2023	-	1,793.81	6,271,856.61
2247	PR	1483374	04/18/23		27623	Snyder, Timothy E. - Payroll Bi-Weekly-Direct Deposit 4/18/2023	-	2,634.58	6,269,222.03
2247	PR	1483397	04/18/23		27624	Stewart, Jeff - Payroll Bi-Weekly-Direct Deposit 4/18/2023	-	2,017.81	6,267,204.22
2247	PR	1483423	04/18/23		27625	Stooks, Wallace C. - Payroll Bi-Weekly-Direct Deposit 4/18/2023	-	2,864.93	6,264,339.29
2247	PR	1483448	04/18/23		27626	Stretton, Garrett M. - Payroll Bi-Weekly-Direct Deposit 4/18/2023	-	1,808.13	6,262,531.16
2247	PR	1483471	04/18/23		27627	Tharp, David S. - Payroll Bi-Weekly-Direct Deposit 4/18/2023	-	3,484.65	6,259,046.51
2247	PR	1483497	04/18/23		27628	Thompson, Jacob S. - Payroll Bi-Weekly-Direct Deposit 4/18/2023	-	2,194.60	6,256,851.91
2247	PR	1483525	04/18/23		27629	Tillich, Timothy A. - Payroll Bi-Weekly-Direct Deposit 4/18/2023	-	1,594.12	6,255,257.79
2247	PR	1483544	04/18/23		27630	Tirpak, Darrell J. - Payroll Bi-Weekly-Direct Deposit 4/18/2023	-	2,901.31	6,252,356.48
2247	PR	1483568	04/18/23		27631	Trask, Ryan A. - Payroll Bi-Weekly-Direct Deposit 4/18/2023	-	2,632.45	6,249,724.03

CAFMA-Central Arizona Fire and Medical
GL Account Ledger - Detail By Period
4/1/2023 through 4/30/2023

Batch	Journal	Entry #	Date	Job	Document	Description	Debits	Credits	Balance
10.1100.0.0.000			CASH WITH YAVAPAI COUNTY (CONTINUED)						
2247	PR	1483594	04/18/23		27632	Trujillo, Erik J. - Payroll Bi-Weekly-Direct Deposit 4/18/2023	\$-	\$2,003.01	\$6,247,721.02
2247	PR	1483618	04/18/23		27633	Turner, Kenneth R. - Payroll Bi-Weekly-Direct Deposit 4/18/2023	-	1,746.96	6,245,974.06
2247	PR	1483639	04/18/23		27634	VanTuyl, Jonah D. - Payroll Bi-Weekly-Direct Deposit 4/18/2023	-	3,111.36	6,242,862.70
2247	PR	1483663	04/18/23		27635	Vanatta, Justin B. - Payroll Bi-Weekly-Direct Deposit 4/18/2023	-	1,632.03	6,241,230.67
2247	PR	1483684	04/18/23		27636	Viscardi, Karen W. - Payroll Bi-Weekly-Direct Deposit 4/18/2023	-	1,326.67	6,239,904.00
2247	PR	1483709	04/18/23		27637	Wagner, Adam D. - Payroll Bi-Weekly-Direct Deposit 4/18/2023	-	2,159.36	6,237,744.64
2247	PR	1483734	04/18/23		27638	Wagoner, Buddy R. - Payroll Bi-Weekly-Direct Deposit 4/18/2023	-	1,698.39	6,236,046.25
2247	PR	1483756	04/18/23		27639	Wittenberg, David J. - Payroll Bi-Weekly-Direct Deposit 4/18/2023	-	2,321.24	6,233,725.01
2247	PR	1483783	04/18/23		27640	Zazueta, Robert P. - Payroll Bi-Weekly-Direct Deposit 4/18/2023	-	3,124.45	6,230,600.56
2251	CR	1483820	04/20/23		078060	MISCELLANEOUS INCOME -	10,333.00	-	6,240,933.56
2254	CR	1483874	04/20/23		100521	MISCELLANEOUS INCOME -	165.00	-	6,241,098.56
2253	CR	1483841	04/20/23		1019	ACOSTA, DEBRA -	80.92	-	6,241,179.48
2254	CR	1483875	04/20/23		149462	RECORDS REQUEST -	20.00	-	6,241,199.48
2252	CR	1483832	04/20/23		16151	PLANS REVIEW -	308.00	-	6,241,507.48
2252	CR	1483831	04/20/23		16153	PLANS REVIEW -	308.00	-	6,241,815.48
2252	CR	1483830	04/20/23		16154	PLANS REVIEW -	308.00	-	6,242,123.48
2252	CR	1483834	04/20/23		16162	PLANS REVIEW -	743.00	-	6,242,866.48
2252	CR	1483833	04/20/23		16163	PLANS REVIEW -	125.00	-	6,242,991.48
2252	CR	1483829	04/20/23		16164	PLANS REVIEW -	453.20	-	6,243,444.68
2251	CR	1483819	04/20/23		16165	PLANS REVIEW -	308.00	-	6,243,752.68
2251	CR	1483817	04/20/23		16236	PLANS REVIEW -	458.00	-	6,244,210.68
2254	CR	1483876	04/20/23		16237	PLANS REVIEW -	283.00	-	6,244,493.68
2251	CR	1483818	04/20/23		16243	PLANS REVIEW -	308.00	-	6,244,801.68
2255	CR	1483881	04/20/23		2366	DeJoria, Dana -	688.63	-	6,245,490.31
2253	CR	1483846	04/20/23		319200	Town of Prescott Valley -	1,540.25	-	6,247,030.56
2255	CR	1483883	04/20/23		319294	Town of Prescott Valley -	1,450.16	-	6,248,480.72
2251	CR	1483815	04/20/23		4001267	Securis Insurance Pool -	911.52	-	6,249,392.24
2251	CR	1483816	04/20/23		4001304	Securis Insurance Pool -	714.18	-	6,250,106.42
2255	CR	1483885	04/20/23		40430715	Yavapai Community Health Svcs -	432.00	-	6,250,538.42
2253	CR	1483847	04/20/23		44574898	SANCHEZ, MICHAEL -	178.62	-	6,250,717.04
2253	CR	1483849	04/20/23		510607426	Sims, Mike -	14.68	-	6,250,731.72
2253	CR	1483851	04/20/23		510607427	Tucker, Michael -	660.13	-	6,251,391.85
2253	CR	1483850	04/20/23		510607428	Valadez, Armando -	474.59	-	6,251,866.44
2253	CR	1483848	04/20/23		510607429	Bliss, Scott -	688.63	-	6,252,555.07
2255	CR	1483886	04/20/23		529084	CITY OF PRESCOTT FIRE DEPT. -	969.24	-	6,253,524.31
2253	CR	1483844	04/20/23		5970	Findlay Toyota Center -	312.00	-	6,253,836.31
2253	CR	1483843	04/20/23		6013	Findlay Toyota Center -	936.00	-	6,254,772.31
2253	CR	1483845	04/20/23		70045972	SKYVIEW SCHOOL -	78.42	-	6,254,850.73

CAFMA-Central Arizona Fire and Medical
GL Account Ledger - Detail By Period
4/1/2023 through 4/30/2023

Batch	Journal	Entry #	Date	Job	Document	Description	Debits	Credits	Balance
10.1100.0.0.000			CASH WITH YAVAPAI COUNTY (CONTINUED)						
2251	CR	1483814	04/20/23		706103421	TRAINING CLASSES -	\$400.00	\$-	\$6,255,250.73
2253	CR	1483842	04/20/23		706103442	VERDE VALLEY FIRE DISTRICT -	178.21	-	6,255,428.94
2255	CR	1483884	04/20/23		7369010619	CPR CLASS -	350.00	-	6,255,778.94
2255	CR	1483882	04/20/23		833000398	Blue Ridge Fire -	286.03	-	6,256,064.97
2255	CR	1483880	04/20/23		9025	TAYLOR SHERI -	295.00	-	6,256,359.97
2257	CR	1483941	04/26/23		ASRS CK# 51714	Brookins, Patty -	220.00	-	6,256,579.97
2257	CR	1483942	04/26/23		ASRS CK# 51714	RORICK, NORM -	-	220.00	6,256,359.97
2267	CR	1492461	04/27/23		1167	Tucker, Michael -	3,475.28	-	6,259,835.25
2266	CR	1492455	04/27/23		1224	MISCELLANEOUS INCOME -	1,910.66	-	6,261,745.91
2268	CR	1492466	04/27/23		12659630	MISCELLANEOUS INCOME -	333.99	-	6,262,079.90
2268	CR	1492465	04/27/23		12660443	MISCELLANEOUS INCOME -	10.52	-	6,262,090.42
2268	CR	1492469	04/27/23		16166	PLANS REVIEW -	308.00	-	6,262,398.42
2268	CR	1492467	04/27/23		16244	PLANS REVIEW -	125.00	-	6,262,523.42
2268	CR	1492468	04/27/23		16245	PLANS REVIEW -	308.00	-	6,262,831.42
2265	CR	1492417	04/27/23		16599	PINE-STRAWBERRY FIRE DISTRICT -	270.13	-	6,263,101.55
2265	CR	1492427	04/27/23		209	Turtchin, David & Mary -	223.96	-	6,263,325.51
2268	CR	1492464	04/27/23		2121797461	INCIDENT REPORTS -	22.00	-	6,263,347.51
2268	CR	1492463	04/27/23		2123095912	INCIDENT REPORTS -	22.00	-	6,263,369.51
2266	CR	1492457	04/27/23		4001183	Securis Insurance Pool -	1,717.93	-	6,265,087.44
2266	CR	1492456	04/27/23		4001228	Securis Insurance Pool -	1,001.84	-	6,266,089.28
2265	CR	1492423	04/27/23		40430816	YAVAPAI CO SHERIFF'S OFFICE -	9,336.42	-	6,275,425.70
2265	CR	1492421	04/27/23		46416661	RUNO, KYLE -	193.30	-	6,275,619.00
2265	CR	1492415	04/27/23		510607676	MOORE, SCOTT -	14.68	-	6,275,633.68
2265	CR	1492416	04/27/23		510607698	POLACEK, JEFF -	1,539.89	-	6,277,173.57
2265	CR	1492418	04/27/23		52443	Brookins, Patty -	250.00	-	6,277,423.57
2265	CR	1492419	04/27/23		52443	DeJoria, Dana -	150.00	-	6,277,573.57
2265	CR	1492420	04/27/23		52443	Smith, Andrea -	84.66	-	6,277,658.23
2265	CR	1492424	04/27/23		64857	City of Cottonwood -	569.09	-	6,278,227.32
2265	CR	1492422	04/27/23		8300019101	HELLS GATE FIRE DEPARTMENT -	89.20	-	6,278,316.52
2265	CR	1492425	04/27/23		833000401	Blue Ridge Fire -	15.98	-	6,278,332.50
2265	CR	1492426	04/27/23		833000413	Blue Ridge Fire -	125.62	-	6,278,458.12
2262	GJ	1483978	04/30/23		Fire Auth Funding	Fire Authority Funding	790,399.58	-	7,068,857.70
CASH WITH YAVAPAI COUNTY TOTALS:							\$1,755,303.37	\$3,042,244.72	\$7,068,857.70
TOTAL OF LEDGER:							\$1,755,303.37	\$3,042,244.72	\$7,068,857.70

CAFMA-Central Arizona Fire and Medical
GL Trial Balance Worksheet
For The Period of 4/1/2023 through 4/30/2023

Account	Description	Balances				Adjustments
		Beginning	Debits	Credits	Ending	
10.1100.0.0.000	Cash with Yavapai County	\$8,355,799.05	\$1,755,303.37	\$3,042,244.72	\$7,068,857.70	
TOTALS:		<u>\$8,355,799.05</u>	<u>\$1,755,303.37</u>	<u>\$3,042,244.72</u>	<u>\$7,068,857.70</u>	

* Inactive accounts are marked and appear in grey.

CENTRAL ARIZONA FIRE AND MEDICAL AUTHORITY
PSPRS Contingency Reserve Fund FY 22-23

Date	Transaction	Debit	Credit	Balance
07/01/22	Beginning Balance			\$ 2,000,000.00
09/30/22	Interest Revenue - September, 2022	\$4,099.15		\$ 2,004,099.15
03/31/23	Interest Revenue - December, 2022	\$10,703.97		\$ 2,014,803.12
03/31/23	Interest Revenue - March, 2023	\$18,352.75		\$ 2,033,155.87

SAMPLE

Central Arizona Fire and Medical Authority

FIRE PROTECTION SERVICES AGREEMENT

This Fire Protection Agreement is made effective _____, between the Central Arizona Fire and Medical Authority, a political subdivision of the State of Arizona, hereinafter referred to as "AGENCY" and _____, hereinafter referred to as the "Applicant." The property under consideration is described as:

Street Address:

Mailing Address:

Contact Phone Number:

Yavapai County Assessor's Parcel Number:

IT IS THEREFORE MUTUALLY UNDERSTOOD AND AGREED AS FOLLOWS:

1) Purpose. AGENCY shall provide fire protection and limited emergency medical services under the terms of this Agreement.

2) Duration and Renewal. The effective term of this Agreement shall be from _____ through **June 30, 2019**. The provisions of this Agreement shall renew automatically on July 1 of each year for consecutive one-year terms, unless either party pursues termination of the Agreement pursuant to Paragraph 11.

3) Services Provided. Fire Suppression, Emergency Rescue, and limited Emergency Medical Services (collectively "Emergency Services") will be provided under this Agreement. Unless the Incident Commander (senior AGENCY Officer present) requests additional help, AGENCY shall provide a standard response as determined by AGENCY dispatch protocols on each emergency call from the Applicant, subject to conditions below.

It is intended that the Emergency Services provided under this Agreement shall be made available to the individuals residing at the property described in the Preamble above (the "Property") or invitees of said residents (collectively, "Service Recipients") in conjunction with the above-referenced Property irrespective of whether the Property is owner-occupied or leased. While the Applicant shall be responsible for all fees assessed under this Agreement, AGENCY also reserves the right to invoice any actual Service Recipient for the services provided under this Agreement, according to the fee schedule adopted by AGENCY, as amended from time to time. Said billing shall be in addition to the service fee charged under this Agreement.

In providing services under this Agreement, AGENCY reserves the right to involve such other jurisdictions and EMS or suppression service providers as it deems necessary, consistent with its then current protocol. No assurances are made as to

whether, or to what extent, any such third party providers will respond. Applicant and Service Recipients may be responsible for any additional charges assessed by such other service providers.

Applicant herein acknowledges that AGENCY alone will determine its response to any given incident and that AGENCY alone will determine the number of units and personnel responding to such incident. Applicant further acknowledges that such response is subject to, among others and without limitation, any unforeseen circumstance, a major fire, other accidents, conflicting concurrent calls, reduction in force, road closure, poor road conditions, acts of God, or other situations in which there is a shortage of manpower or equipment. Applicant understands that the response time will likely be extended beyond that which might be regularly expected elsewhere within the jurisdictional boundaries of AGENCY by reason of the distance to and isolation of the Applicant's Property, the limited manpower available, access limitations, road conditions, and the other calls within AGENCY that may take priority, and Applicant hereby consents to the same. In addition, Applicant acknowledges and agrees that AGENCY's response and effectiveness may be limited by a lack of adequate water supply.

Applicant acknowledges and agrees that AGENCY may, in its sole discretion, give priority to other emergency calls either within AGENCY's jurisdictional boundaries or outside AGENCY boundaries, potentially causing a delay in response time. Further, Applicant acknowledges and agrees that AGENCY may, in conjunction with any call to the Property, respond with insufficient equipment or manpower on occasion, either by reason of limited manpower, equipment availability, resource allocation, or by reason of the limited information having been made available to AGENCY in conjunction with the determination of the appropriate response.

Applicant hereby acknowledges that no assurances are given or warranties made as to the response time or service level that will be offered, and agrees to hold the AGENCY harmless from and indemnify AGENCY for any and all damages which might be incurred by Applicant, Service Recipient, to Applicant's Property or to any third party's property or person, including that of any Service Recipient, by reason of extended response times, reduced equipment or manpower response, the decision to involve other service providers, failure to involve other jurisdictions or service providers, AGENCY's decision to allocate resources elsewhere either inside or outside of AGENCY's jurisdictional boundaries, the allocation of manpower or equipment, or other operational decisions which might result in delay or additional loss of life or property.

Further, Applicant acknowledges and agrees that AGENCY shall not be liable for the negligent act or omission of any third party service provider. Applicant also agrees that AGENCY is under no obligation to transport any Service Recipient. Applicant acknowledges that AGENCY does not hold a Certificate of Necessity and does NOT provide ambulance or non-emergency transport services, and that transport services are typically provided through a third party. Applicant, Service Recipient, or both, shall be solely responsible for any and all expenses associated with any transport services utilized by either.

4) Response Time. AGENCY shall make reasonable efforts to respond to Applicant's emergency calls in a manner consistent with then-current agency protocol, subject to the terms and conditions set forth in this Agreement. Applicant hereby acknowledges that response times are subject to variations due to existing weather conditions, road conditions, travel distance, traffic conditions, property identification, conflicting responses, equipment and manpower availability or allocation, and access to Applicant's Property. Applicant acknowledges that because of the substantial distance involved, the minimum response time likely to be experienced by Applicant may exceed that of other recipients within the jurisdictional boundaries of AGENCY, and that no assurances are given by the AGENCY as to what ISO rating might apply to the Applicant's Property.

5) Routing Information. Applicant agrees that it shall provide AGENCY with current routing information to Applicant's Property in a form acceptable to AGENCY Fire Chief, and will endeavor to inform all occupants of subject Property of the proper procedures to follow in case of fire.

6) Access. Applicant hereby specifically acknowledges that standard access roads sufficient to allow AGENCY fire equipment to reach the scenes of emergency calls are a significant factor in AGENCY's ability to respond to emergency calls within a reasonable and expeditious time. If access roadways are not maintained by other public service agencies, the responsibility of providing and maintaining adequate access rests solely with Applicant. Applicant hereby agrees to hold AGENCY harmless from and to fully indemnify AGENCY for any liability or damages arising from any delay which might occur by reason of limited, inadequate or poorly maintained access, inadequate address or access description, or failure of Applicant or the Property to comply with applicable fire codes, building codes, zoning codes or recommendations or requirements made by any agency or AGENCY.

Applicant hereby grants to AGENCY the right of ingress and egress and to enter upon Applicant's Property for purposes of conducting inspections to determine accessibility, and to observe any other matters which may affect AGENCY's ability to provide services under this Agreement. Nothing herein shall be construed as requiring AGENCY to make any such inspection, or to require that AGENCY report to the Property owner in regard to any accessibility issues.

7) Compensation; Calculation; Payment. As consideration for AGENCY's provision of Emergency Services under this Agreement, Applicant shall pay to AGENCY a sum (the "Service Fee") equal to the amount which would be paid if the Applicant's Property was located in and taxable by the respective fire district (either the Central Yavapai Fire District or the Chino Valley Fire District) which would otherwise contract to provide such services to Applicant at that fire district's then current tax rate, any applicable bond debt servicing rates, plus an administrative fee equal to \$50.00 as modified from time to time. The Service Fee shall be owed to AGENCY by Applicant even if there is no current county tax assessed on the Property: by reason of the fact that the property is considered to be non-taxable; because no net assessed value has

been established; or for any other reason. In that event, for the purpose of calculating the Service Fee to be paid by the Applicant, 10% of the full cash value as indicated by the county assessor's office may be used as the assessed value, or if the full cash value is not available, the value of the property shall be established by way of appraisal conducted by a duly-licensed real estate appraiser provided by and solely at the cost of Applicant.

If the property is appraised, the assessed value will be 10% of the appraisal. The then current fire district tax rate shall be applied to said property value, plus any then-applicable bond debt service rates and an administrative fee equal to \$50.00. If for some reason the current assessed value information is unavailable, then the Service Fee under this contract, as renewed, will be equal to the Service Fee charged for the immediately preceding service year, plus 10%, until such time as the current property value information becomes available, at which time the fee for the then-current year shall be recalculated and an adjustment to the Service Fee made.

Payment shall be due when this Agreement is signed; alternatively, payment arrangements may be approved in the sole discretion of AGENCY for quarterly payments with the first payment being due and payable simultaneous with the execution of this Agreement and thereafter on the first day of each subsequent quarter. Any payment not received within 30 days of the due date will be considered in default and may result in the termination of this Agreement. For the initial term of the Agreement, the parties agree that the fee shall be \$«F17», but that such fee may be prorated (based on 12 months).

In the event of termination of this Agreement due to non-payment by Applicant of the agreed Service Fee within 30 days of due date, Applicant must reapply for Emergency Services pursuant to a new Agreement. In such event, the only option for payment under such new Agreement shall be for payment of all monies due in full at the time of execution of the new Agreement; other payment arrangements will only be considered upon renewal of the Agreement after completion of the initial term of the new Agreement.

The Service Fee paid to AGENCY by Applicant pursuant to this Agreement shall be considered earned by AGENCY when paid, and shall not be conditioned upon or modified by reason of the number of responses made by AGENCY to the Applicant's property during the term of this Agreement. While Applicant shall be responsible for all Service Fees assessed under this Agreement, AGENCY also reserves the right to invoice any actual Service Recipients for the services provided under this Agreement according to the then-current fee schedule adopted by AGENCY, as amended from time to time. Said invoice shall be in addition to any Service Fee due under the terms of this Agreement.

8) Insurance. Applicant shall provide AGENCY with a current certificate of liability and hazard insurance, together with the name and address of insurance agent, name of insurance company providing coverage, and insurance policy number.

9) Waiver and Disclaimer of Liability. Applicant agrees that AGENCY shall not be liable for any consequential damages to Applicant or any Service Recipient, including but not limited to any lost income or profits suffered by Applicant or any Service Recipient. In consideration of AGENCY's agreement to provide services under the terms of this Agreement, Applicant agrees to hold AGENCY harmless and hereby releases AGENCY from and indemnifies AGENCY for any and all claims, demands, liability and causes of action that may arise as a result of AGENCY providing the services described herein. Applicant specifically agrees to hold AGENCY harmless from, in addition to the foregoing, any claims, demands, liability or causes of action which might arise out of AGENCY's inability to provide, or any delay or limits in providing services, due in whole or in part to the conditions spelled out in Sections 3, 4, 5, and 6 of this Agreement.

10) No Third-Party Beneficiaries. This Agreement will be for the benefit of the parties named herein only and shall not be construed as having been entered into for the benefit of any third party.

11) No Warranties. Nothing herein shall be construed as a warranty by AGENCY against damages, whether to real property or personal property, which may result by way of fire, injury to a person, by accident or any other emergency occurring on Applicant's Property.

12) Limitation of Damages. In the event of breach or non-performance by AGENCY, Applicant's sole remedy shall be limited to the termination of this Agreement and refund of any unearned fees for that current contract year, the parties hereto having agreed that said fees are a reasonable amount of damages. This limitation of damages shall bind, without limitation, Service Recipients, family members, legal representatives, assigns and successors in interest of the Applicant. The waiver, hold harmless and indemnification provisions of this Agreement are for the benefit of AGENCY and shall survive the termination of this Agreement.

13) Termination. Either party may terminate this Agreement by thirty (30) days' written notice of termination delivered to the other party at these addresses:

For AGENCY:

Central Arizona Fire and Medical Authority
8603 E. Eastridge Drive
Prescott Valley, AZ 86314

For Applicant:

In the event of termination of this Agreement after the Applicant has paid the required payment due for that term, AGENCY shall return funds to the Applicant prorated on a per day basis for the period after the date of termination.

In the event Applicant sells the subject property or otherwise disposes of the same, this Agreement will terminate immediately upon notification from the Applicant of same; provided, however, that the indemnification requirements imposed on Applicant under this Agreement for incidents occurring during the term of this Agreement shall survive the termination hereof. Nothing herein shall prevent AGENCY from negotiating a new emergency services Agreement with the new owner of the subject property.

14) Cancellation Due to Conflict. AGENCY may cancel this Agreement pursuant to the mandates of A.R.S. §38-511.

15) Severability. If any provision of this Agreement shall be held to be unconstitutional, invalid, or unenforceable, it shall be deemed severable; however, the remainder of the Agreement shall not be affected and shall remain in full force and effect.

16) Fire Code Compliance. Applicant hereby specifically acknowledges that all operations and activities, as well as new construction, and remodel of structures when applicable, will be in compliance with AGENCY's adopted Fire Code.

The undersigned warrants to AGENCY that the Applicant has the power to enter into this Agreement and that all necessary acts have been taken to enter into this Agreement.

APPLICANT

By _____
Date

CENTRAL ARIZONA FIRE & MEDICAL
AUTHORITY

Board Chair Date

ATTEST:

By _____
Date

Board Clerk Date