

AGENDA

**Central Arizona Fire and Medical Authority
Central Arizona Fire and Medical Authority Board of Directors
CA Regular Meeting**

Monday, June 26, 2023, 5:00 pm - 6:00 pm

Central Arizona Fire and Medical Authority, Administration, 8603 E. Eastridge Dr., Prescott Valley

NOTICE OF MEETING

Pursuant to A.R.S. § 38-431.02, notice is hereby given to the members of the Central Arizona Fire and Medical Authority Board of Directors and the general public that the **Central Arizona Fire and Medical Authority** will hold a meeting open to the public on **Monday, June 26, 2023 at 5:00 p.m.** The meeting will be held at **Central Arizona Fire and Medical Authority, Administration, 8603 E. Eastridge Drive, Prescott Valley, Arizona.** The Board may vote to go into Executive Session on any agenda item, pursuant to A.R.S. §38-431.03(A)(3) for discussion and consultation for legal advice with Authority's Attorney on matters as set forth in the agenda item. The following topics and any variables thereto, will be subject to Board consideration, discussion, approval, or other action. All items are set for possible action. Members may attend in person or via remote methods of communication.

1. CALL TO ORDER / ROLL CALL OF BOARD MEMBERS
2. PLEDGE OF ALLEGIANCE
3. CORRESPONDENCE AND PRESENTATIONS

- A. County and Town Current Events Summaries
- B. Letters from the Public and Board Recognition

4. REPORTS

Reports are informational only. Any item articulated in the reports is subject to clarification, discussion, and direction by the Board; no action will be taken.

- A. Board Member Reports
- B. Division Reports

5. CALL TO THE PUBLIC

In accordance with A.R.S. §38-431.01(H) the Central Arizona Fire and Medical Authority Board has decided to allow public comments as time permits. Those wishing to address the Board regarding an issue within the jurisdiction of this public body may do so by completing a *Call to the Public* form and submitting it to Staff. Speakers are limited to three (3) minutes, but may submit written comments for Board records. Call to the Public shall not exceed 30 minutes per meeting. Board members shall not discuss or take legal action on matters raised during an open call to the public, but may ask Staff to review a matter or may ask that a matter be placed on a future agenda.

6. CONSENT AGENDA

All matters listed under consent agenda are considered to be routine by the Central Arizona Fire and Medical Authority Board and will be enacted by one motion. There will be no

separate discussion on these items. Any item may be removed by a Board member and will be considered separately for motion, discussion, and action.

- A. Approve Regular Session Minutes - May 22, 2023
 - B. Approve Joint Meeting Minutes - May 22, 2023
 - C. Approve General Fund Financial Statements
 - D. Approve Fire Protection Agreements: Fulton-Gorton; Beyer; Lunning
7. PUBLIC HEARING - FISCAL YEAR 2023-2024 BUDGET
8. VOTE TO GO INTO EXECUTIVE SESSION
- A. Legal Advice Pursuant to A.R.S. §38-431.03(A)(1) Regarding Fire Chief's Evaluation and Contract Renewal
 - B. Legal Advice Pursuant to A.R.S. §38-431.03(A)(3) Regarding Ambulance Certificate of Necessity (CON)
 - C. Legal Advice Pursuant to A.R.S. §38-431.03(A)(1) Regarding AMR Matters
9. OLD BUSINESS
- A. Discussion Regarding Ambulance Certificate of Necessity (CON)
 - B. Discussion Regarding AMR Matters
10. NEW BUSINESS
- A. Discussion and Possible Action Regarding Fire Chief's Evaluation and Contract Renewal
 - B. Discussion and Possible Approval of Resolution 2023-01 and FY 2023-2024 Final Budget and 3-Year Projection
 - C. Discussion and Possible Approval of Central Arizona Fire and Medical Authority Fiscal Certification for Fiscal Year Budget 2023-2024
 - D. Discussion and Possible Approval of Resolution 2023-02 Assignment of Equity for Fiscal Year 2024
 - E. Discussion and Possible Approval of 100% of Vacation and Sick Leave Retirement Distributions be Placed into Employee's Post Employment Health Plan (PEHP) for FY 2023-2024
 - F. Discussion and Possible Approval of Resolution 2023-03 Public Safety Personnel Retirement System (PSPRS) Pension Funding Policy
11. ADJOURNMENT

Disabled persons needing reasonable accommodations should call 928-772-7711 prior to the scheduled meeting.



To the CAFMA Crew -


"I can no answer make, but, thanks,
and thanks..." - W. Shakespeare

Thank you for hosting such a
wonderful and informative mixer!

- The Prescott Valley
Chamber of Commerce
Team

Endless Thoughts

14205543
TECB8014Y
©AGC, LLC



Warm thoughts can make
the sun a little brighter,
the sky a little bluer,
the world a little nicer.

Hi,

YOUR MEDICS WERE AT OUR HOME

IN PV) ON APRIL, 2023

TO TAKE EXTREMELY WONDERFUL CARE OF MY HUSBAND CHUCK, WHO WAS TRANSPORTED TO THE HOSPITAL IN PV. I AM ETERNALLY GRATEFUL FOR THE CARE YOUR MEDICS PERFORMED THAT DAY, & ENCLOSE A SMALL DONATION AS MY APPRECIATION.

AFTER SEVERAL TESTS IN THE HOSPITAL & AN UNKNOWN CONDITION, MY HUSBAND WAS PUT ON HOSPICE & PASSED INTO HEAVEN, MAY.

I AM TRULY GRATEFUL FOR THE CARE HE RECEIVED FROM YOUR MEDICS, THANK YOU. ANN;

May 28, 2023

Dear Chief Freitag:

Thanks to everyone who helped me last July, 2022.

My name is David [redacted] PV. It's been almost one year that I called 911. On Tuesday July [redacted] I was attacked by a swarm of African Killer Bees in my front yard.

I was running around my yard (neighbor said it looked like a horror movie) not knowing what to do. Neighbor also called 911. Ultimately, I turned the hose on myself disbursing the bees.

With the water on me the fire truck drove up. Two firemen got out dressed in beekeeper clothes. One fireman came to me he asked if we can go in the house. In the house he put an IV in my arm and began to put Benadryl in me. He scraped bee stingers off my arm.

The ambulance came and took me to YMRC PV. The fireman came with me. His name might be Cory.

There is so much more to this story that I'll not go into except:

Two doctors independently from one another said I should have died in my front yard. The reason being the troponin was released into my blood stream as a result of the 100 plus bee stings. Troponin was "sky high".

All this is to say: Thank you to the fire department of Yavapai County (CAFMA), to the firemen that came, and the ambulance guys that took me to the hospital.

I am eternally grateful,

— —

Prescott Valley, AZ 86314

PS The Drs at the hospital found a problem with my heart. I had a quadruple heart bypass a week later. Drs said bees were a “blessing in disguise”.

PSS The photos are of the gingerbread fire dept I made 2021 for outdoor Christmas décor dedicated to Prescott Valley fire dept.

Note the fire chief car, Chief Freitag.



Name

Roger

Phone**Email**

@tds.net

Comment or Message

What a great place to live. Early Sunday morning on May , I called 911 for an ambulance. Since I only live a few blocks from YRMC hospital, I asked them not to turn on their siren so as not to awaken my invalid neighbors. And they complied. The crew of Central AZ Fire (Engine 50) C shift, also silently arrived and hooked me up to a lot of equipment, then the ambulance crew put me in the ambulance. However, the fire crew would not leave until they made sure my wife was alright. One week later they sent us a get-well card signed by Captain Nick Fournier, Engineer-Gordon Dibble and Fire fighter-Nelson Lopez. Thanks to a great bunch of nice folks.

Name

Kenneth

Phone**Email**

@gmail.com

Comment or Message

Chief;

On behalf of the residents on Talking Rock, please accept our appreciation for the work your crews did at yesterdays structure fire. As a retired firefighter I recognized the professionalism in the manner in which the fire was handled and the compassion shown to the homeowners. Your crews did an excellent job. Thank you

Sent from [Central Arizona Fire and Medical Authority](#)

TO: Fire Board
FROM: Chief Freitag
DATE: June 26, 2023

SUBJECT: BOARD RECOGNITION

On Thursday, June 15, at approximately 2:00 p.m., CAFMA personnel responded to a wildland fire in the area of East Blazing Star Circle in Prescott Valley. Upon arrival, crews discovered a ½ acre fire that had been knocked down by neighboring workers, Kolby Meinhardt and Tanner Blanc of S&A Excavation.

Tanner used a tractor to dig a line around the fire in order to stop the spread. A water truck was being used on a site just a couple properties away, so a neighbor ran to alert the driver, Kolby Meinhardt, who immediately drove to the scene and began spraying water on the fire. Fire crews remained on scene to ensure that the fire was completely extinguished.

CAFMA would like to acknowledge Kolby and Tanner for their quick-thinking in the use of nearby resources to obtain a rapid knockdown which prevented further spread and damage to nearby structures.



DIVISION REPORTS

REPORTED TO THE
CENTRAL ARIZONA FIRE AND MEDICAL AUTHORITY
BOARD OF DIRECTORS

Chief's Report

By Fire Chief Freitag

I was a little late getting this report in as I wanted to get through the Significant Event Readiness Forum (SERF) on Monday, June 19. The SERF was held at the Prescott Resort and was sponsored by the Coyote Crisis Collaborative; I am on the board for the collaborative. They had money, and I had an idea...

We used the SERF as a kind of gap analysis of our emergency capabilities within the quad cities in the event of a mass casualty incident. In this case, we used a shooting at an outdoor event in Prescott Valley that, per the scenario, left at least 51 people with serious injuries, six of those being pediatric patients. We listed 13 deceased patients.

This was not a micro level view of an event of this magnitude. Rather, it was a macro level view with the goal of getting everyone to the table for an open dialogue about what entities are participants in a large-scale disaster. At the end of the day, the SERF was successful in opening lines of communication between different entities/agencies who may not have communicated well together in the past.

Probably one of the largest players that has been marginalized over the years is Yavapai County Emergency Management (YCEM). With the outstanding team they have in place today led by Emergency Manager Ashley Ahlquist, YCEM has worked to bridge gaps and build relationships so that they are more involved in the planning of large gatherings e.g., PV July 4th, Prescott Valley Outdoor Summit, etc.

After one of the first planning meetings we held for the SERF, I realized that CAFMA does not have an emergency manager which is fine, because we don't need a full-blown EM. However, we did not have a liaison with direct contact with YCEM either. That was corrected within two days as Training Chief Dustin Parra answered the call and agreed to build the relationship. I did contact Ashley with the idea of a liaison, which she quickly accepted. Because we are the only district in the county with this position, I've asked Ashley and Dustin to develop a liaison template that outlines clear expectations and lines of communication.

At the end of the day, we all agreed that the SERF was a great first step, but that the conversation must continue. This starts with more engagement from all the partners for all big events within the quad cities. Every event from here forward should be treated as a possible mass casualty situation.

We will be working to exercise a re-unification system during the June 30 commemorations for the Granite Mountain Hot Shots and the Rodeo. Ours will be the first outside the valley to use the system for an actual event.



DIVISION REPORTS

REPORTED TO THE
CENTRAL ARIZONA FIRE AND MEDICAL AUTHORITY
BOARD OF DIRECTORS

I just returned from attending the Western Fire Chiefs Association (WFC) FORCE Conference in Montana. In conjunction with the two-day conference, they offered a two-day workshop over the weekend, which I also attended. The workshop was called *Struggle Well* which was developed by a non-profit called Boulder Crest. Boulder Crest is like Mighty Oaks in that it was started by a veteran for veterans and eventually expanded to include first responders. They also have retreat locations across the United States, one of which is in Sonoita, AZ.

In my opinion, the workshop fills what I consider to be the missing piece of our mental and behavioral health efforts, i.e., training to prevent or lessen the impact of trauma. Their focus is on post-traumatic growth, but I felt much of the content fits the idea of pre-traumatic growth. I spoke with their CEO about bringing a two-day workshop to our area for command staff from CAFMA, Prescott FD and PD, PVPD, CVPD, as well as our trauma counseling staff. They are currently working under a grant to provide this training, so our overall cost is around zero. That said, I will secure an off-site location to ensure our staff is focused on the workshop and not our offices. This means there will be some logistical expense.

The Tucson Police Department has embraced the program and provided great feedback both from staff as well as their officers. Chief Ryan with Tucson Fire is working through the logistics of providing the program for the FD as well.

My intent of focusing on command staff first is to see if they feel that the program offers what they see as our need. If so, then we can start working the logistics along with Dr. Ritterbush to implement the training for all CAFMA folks.

What I really appreciate about the program is that it offers a lot of conversation regarding personal responsibility, response v. reaction. It embraces the idea that struggle can make us stronger, and that hope is trainable. The pyramid they created focuses on mind, body, and finances as the corners while spirit fills the center.

We had some great research presented at FORCE regarding our work force challenges to include generational differences as well as recruitment. In addition, we reviewed a white paper developed by CPSE and ICMA with input from the IAFF. The paper delves into the concept of developing the 21st century fire department – something that will still be viable in 2050. In short, we need to evolve or be cast aside, e.g., Blockbuster v. Netflix. Chief Parra and I will be discussing the topic on the Friday, June 23rd CAFMA Connect.

A fire chief out of California had a great presentation on the wildfire threat as it relates to risk assessment and homeowners' insurance. I've reached out to him asking if he'd be willing to present the material virtually for fire agencies in Arizona. It's fantastic information and goes directly to the idea that CAFMA should be considering a more robust wildfire mitigation plan. We have a response plan and capability second to none – in my opinion. That said, our mitigation efforts and coordination in that realm need work. There is a potential for grants to



DIVISION REPORTS

REPORTED TO THE
CENTRAL ARIZONA FIRE AND MEDICAL AUTHORITY
BOARD OF DIRECTORS

support any additional efforts we make regarding mitigation, as well as some partnership opportunities with Prescott FD. More to come on this topic.

Our labor/management relations remain strong as we continue to work together in the best interest of all involved.



DIVISION REPORTS

REPORTED TO THE
CENTRAL ARIZONA FIRE AND MEDICAL AUTHORITY
BOARD OF DIRECTORS

Administration By Assistant Chief Tharp

As we discussed at the May Board Meeting, the Tentatively Approved Fiscal Year 2024 Budget version allows us to decrease the overall budget but not increase the overall amount or tax rates. We were a little concerned about the agency insurance, not because of the Property and Casualty, but especially the Cybersecurity. We received our renewal for our Property and Casualty Insurance from VFIS Arizona and the numbers were about in line with what we expected - about a 10% increase. However, the Cybersecurity Insurance came in with less than a 10% increase due to the multiple efforts of our Tech Services Personnel over the past year. With the multiple upgrades in servers, multi-factor authentication, policies, SOGs and the creation of the cybersecurity committee, they only charged us about a 6% increase. This was a welcomed surprise to the positive, because in my final review of the budget, I realized we had never adjusted Chief Freitag's salary. We adjusted everyone else for their annual merit increases, promotions and various other wage and benefit adjustments, but I noted the oversight and hoped that the correction would not cause our overall budget to exceed the allowed amount. We are happy to report the overall budget is \$2,454 less than the Tentative Budget. Whew!

We have an opportunity to help with the strategic planning for the Kairos Healthcare Trust in August. The independent analysis of claims management showed a less than 3% error in processing which is commendable because that means UMR is processing our claims 97% correct – and even the higher dollar claims (which our organization has contributed to overall utilization due to a few surgeries and hospital stays) were considered an even higher percentage of accuracy, processing at 100%. However, we want to increase coverage and services through independent contract negotiations with providers and look for additional accuracy (3% error on our claims amounts to just under a million dollars). There seems to always be an ongoing battle with balance billing to the membership and having to endure excess insurance coverage premiums that rarely are used because the risk pools are accepting all the risk and never use the excess insurance. For an example, excess insurance coverage only will cover any medical claim over \$800,000. In the history of Kairos, we have only had one claim exceed that amount – by \$136,000. The excess insurance covered the amount, but in the past 7 years, we have paid over \$12,000,000 in premiums for coverage that we don't use and is required by the Insurance Commission of Arizona. Could there be an opportunity to create an excess coverage insurance risk pool that would allow these government entities to become "self-insured" over time? We will explore all these options for the pool for the future as we continue to control costs, save funds, and increase coverages while thinking outside the box.

Sounds like a fire organization we know...



DIVISION REPORTS

REPORTED TO THE
CENTRAL ARIZONA FIRE AND MEDICAL AUTHORITY
BOARD OF DIRECTORS

MAY 2023 RECORDS REQUESTS

Record Type	Received	Pending
EMS	7	2
Environmental	4	1
Fire	5	0
Incident	1	0
Public Record	2	0
Totals	19	2



DIVISION REPORTS

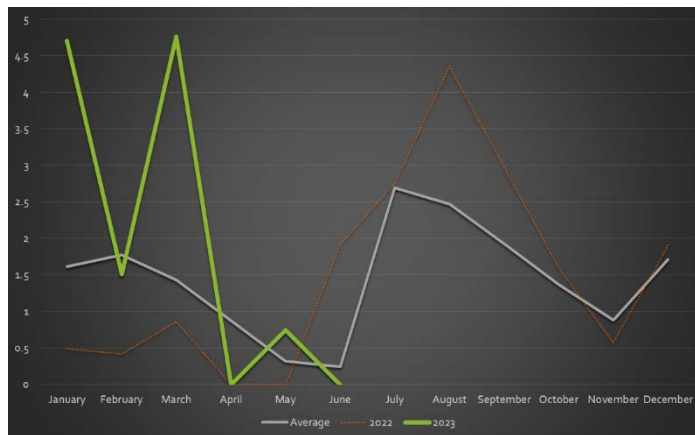
REPORTED TO THE
CENTRAL ARIZONA FIRE AND MEDICAL AUTHORITY
BOARD OF DIRECTORS

Operations

By Assistant Chief Feddema

The weather has begun to get hot and dry, and we are all hopeful that this will bring a strong monsoon. While we are always at risk of wildland fires in Central Arizona, this risk was subdued due to some early moisture. The National Weather Service issued the first Red Flag Warnings on June 19th. This is much later than we have typically seen over the last several years. These Red Flag Warnings are issued when there are weather events which may result in extreme fire behavior. A Red Flag Warning is the highest level of weather-related fire warning. We have had to staff additional apparatus on these days to try and support fire operations that may occur. There was one significant fire that occurred along Walker Road but was quickly extinguished by responding crews.

Prescott National Forest Precipitation



Courtesy of the Prescott National Forest

Since implementing the staffing contract with Priority Ambulance in March, Priority 115A located at Station 58 has transported 154 patients. Priority 130A located at Station 62 has transported 126 patients. We continue to work with PRCC and Priority to ensure these units are being utilized appropriately. Both units have helped to provide additional ambulances in Battalion 3 and Battalion 6 while Priority works to complete their buildout plan. We are continuing to staff these units with overtime on days that we can get the staffing.

We just completed our Captain's promotional testing, and the final list has been published. Everyone did very well, and we received compliments from the outside evaluators related to the number of candidates testing and their preparation. We are now working on the preparations for the promotional testing for BC that will be in late August. We are currently filing the vacancy in Battalion 6 with an Acting BC. It will be nice to complete the test and offer the promotions.



DIVISION REPORTS

REPORTED TO THE
CENTRAL ARIZONA FIRE AND MEDICAL AUTHORITY
BOARD OF DIRECTORS

EMS Report

By EMS Chief Niemynski

CAFMA transported 3 patients in our Rescues during the month of May 2023. The total number of Rescue transports from 7/1/21 – 6/20/2023 equals 317 times. CAFMA continues to send in our paramedics on BLS ambulances. As of 6/20/2023 we have sent in a paramedic over 3439 times to support a BLS ambulance from AMR and a small number of Priority ambulances since 7/1/2021. This is something we will continue to do as it is what is best for our citizens.

On April 10th we began running our co-staffed Rescues with Priority EMTs and CAFMA medics on Rescue 58 and Rescue 62. There has been a bit of a learning curve, but everyone seems to like having the units available 24/7 to respond. PRCC cut the 2-way link with AMR so the dispatching of proper units is a lot better. We will continue to push for positive changes in dispatch which will require a lot of work on their end to redo assignment protocols etc.

AZDHS has given each region a 100,000 grant towards sending people to EMT or paramedic class. In the Northern Region we identified the need is overwhelming for paramedics. CAFMA will put in for a portion of this educational funding. We hope to send 6 students to the August paramedic class at Yavapai College. We also put in for the 2 current students that are in the middle of paramedic school right now. CAFMA's portion of the grant will be \$9302.33.



DIVISION REPORTS

REPORTED TO THE
CENTRAL ARIZONA FIRE AND MEDICAL AUTHORITY
BOARD OF DIRECTORS

Planning and Logistics By Assistant Chief Rose

COMMUNITY RELATIONS

CAFMA's accepting Firefighter Recruit applications now through July 5, 2023 – spread the word! We were very strategic with our social media posts the month prior to opening applications and will continue to spotlight all that CAFMA has to offer new hires throughout the month of June and into July. We encourage everyone to interact with these posts as doing so increases the post's popularity, thereby pushing the platform to share the information with more and more people.

Our social media accounts continue to grow; we recently reached 17,000 followers on Facebook, over 1,000 on Twitter, and are looking to hit 3,000 on Instagram shortly. It's important that we continue to encourage community members that use social media to follow and engage with our accounts as we'll be more likely to reach and be able to direct them to safety when disaster strikes. It also greatly helps our recruitment efforts! We posted about multiple critical incidents, public education events, charity events, and a very sweet visit from the Girl Scouts. We also highlighted the following safety messages this past month: Wildland fire safety, water safety, grilling safety, the importance of cancer screenings, and more.

CAFMA continues to maintain a presence in the local news, educating community members not only on what it is that CAFMA does, but also in important safety messages like 'check your chains' before towing. Improvements are being made to the CAFMA website and a full website review will begin soon.

FACILITIES

The Spruce Mountain generator project has been completed and just in time as the second day of operation there was a power outage that gave the generator a good test for about 5 hours. Fleet has the old generator and has ordered parts to freshen the motor on it before we move it out to 63. Hoping to get that out there some point before Fall.

The north side of the bay remodel has been pretty much wrapped up as well. The turnout room and lockers are in, the future EMS room is completed, the remodeled tool room and the relocation of the washer and dryer were completed as well. We are planning to freshen the paint up on the bay ceilings and the remaining exterior bay doors after July 1st. We also have had issues with drainage during heavy monsoon under the driveways due to the existing culverts being plugged. We had the concrete removed and the new culverts installed. For now, we just have AB material in place for the subgrade until we can get the concrete poured.



DIVISION REPORTS

REPORTED TO THE
CENTRAL ARIZONA FIRE AND MEDICAL AUTHORITY
BOARD OF DIRECTORS

The asphalt sealing and striping has been completed along with the repairs at 54 and the new parking blocks at Admin. They did a great job accommodating our various schedules at all the locations.

Andrew got the bay LED upgrades done at 58, 59, 62 and 63. That wraps up the remaining locations we had on the scheduled. We also received the new filters for the Airmation systems in 61 and 62 that we will be replacing this month. These are a 3-filter level replacement requirement that takes a little time to perform. Typically, this is done every 3 years as long as the pre-filter is changed on a regular basis which we do.

The fresh coat of sealer/paint was applied on the back wall of Admin. The Prevention and Chiefs' entrance doors are expected to be replaced this month as well. In addition, we are having all the expansion joints, windows, and doors re-sealed/caulked over the next couple weeks. Hoping this will make a difference with the upcoming monsoon season.

Also completed was the annual carpet cleaning in all the necessary buildings and the pre-emergent spraying.

As always, the routine maintenance is ongoing, but in addition we have had about 275 work orders come in since July 1st that have been resolved.

FLEET

NEW TYPE 1 ENGINES:

Mechanic Kohler has been assisting Tech Services Tony Frazier on the radio, headset and MDT install. Along with this equipment the new Opticom system is also being installed and wired into the apparatus. The first all three units are nearing completion on this stage of the in-service work. Fleet had a final meeting with members of the Apparatus and Equipment committees to come up with a suitable plan for equipment placement on these new vehicles. Mechanic Ben Burchard has been working on fabrication of a center console and mounting the interior equipment in the cab. Once that work is complete, he will be working on fabricating brackets for all of the emergency equipment mounting. As stated in last month's update these units are a new style of build so they will take some additional time to get into service. I will keep you updated on this report through the process.



DIVISION REPORTS

REPORTED TO THE
CENTRAL ARIZONA FIRE AND MEDICAL AUTHORITY
BOARD OF DIRECTORS



STAFF VEHICLES:

The four trucks for Fire Prevention are having their lighting installed by Mechanic Peckham. One of the units had its camper shell installed, the others should be coming in shortly.



Chris Peckham working on new prevention truck





DIVISION REPORTS

REPORTED TO THE
CENTRAL ARIZONA FIRE AND MEDICAL AUTHORITY
BOARD OF DIRECTORS

OPTICOM:

As stated earlier the install of the Opticom system on the new engines is in progress. We continue to perform installs on other units as they come into fleet. The party in charge of the traffic light installs has let us know that their install is under way. We will be testing the system on Hwy 89 through Chino Valley soon.

MAINTENANCE & REPAIR:

As always Fleet has been very busy on routine services and repair work. The reserve fleet has made its way in for service and other than a few hard-to-find parts they are ready to go. The two rescue units that are being used by Priority Ambulance have both been in for service as well as many support vehicles. As the other mechanics are assigned projects on new vehicle in service, Mechanic Schiffmacher has taken on the day-to-day services and repairs of the fleet.

UPDATES:

Last month fleet worked with Tech services to remove the old generator set from the Spruce Mountain communication sight. This unit will be gone through at fleet and repurposed at station 63 in Paulden. We have had some intermittent issues with this unit that fleet hopes to address in the next month or so.

PREVENTION

Compliance Engine

Compliance engine went live on June 1, and we have already received 26 submissions.

Training

Jim Madden signed up for Fire Inspector II Class

Kevin O'Neil is signed up for Inspector II Class

Carrie Johnson and Kevin O'Neil have submitted applications for NFA Fire Investigator 1&2, just waiting to see if they get in

Image Trend

We are currently working on an inspection district plan (this will allow us to capture our business and we will be more proficient)

Fire Prevention Month of May

259 Fire Inspections

63 Construction Inspections

3 Defensible space assessments

3 Special Event Inspections



DIVISION REPORTS

REPORTED TO THE
CENTRAL ARIZONA FIRE AND MEDICAL AUTHORITY
BOARD OF DIRECTORS

4 Fire Investigations


34 Plan Reviews

Other

10 Fire Marshal meetings throughout the district

TECHNICAL SERVICES

- **YCSO Jail:** Dave Legge and Tony Frazier have started working on the installation portion of the equipment for the new YCSO housing facility. All equipment has been received and they are in the process of implementation. This is the culmination of months of engineering, design, and testing in coordination with multiple agencies.
- **PVPD / CAFMA Glassford Hill ADOHS Grant Project:** As Glassford Hill is poised to become a high traffic area, PVPD and CAFMA partnered on a grant that would place additional security cameras that would monitor both of our communications sites on Glassford Hill. PVPD submitted the joint-effort grant, and we began receiving the elements of this project earlier this year. Technical Services visited the site at the end of May to begin installation of the tower-mounted cameras. These cameras are able to pan 360 degrees, tilt, and zoom up to 25x. We have included some pictures of this project. A big thanks to Dave Legge and Tony Frazier for their work and effort to help make this project a success.





DIVISION REPORTS

REPORTED TO THE
CENTRAL ARIZONA FIRE AND MEDICAL AUTHORITY
BOARD OF DIRECTORS



- **Conference Room Improvements:** Currently Titus Overmyer is working on some improvements to two of our conference room areas. Once completed the display configuration will be more reliable, as well as providing a streamlined way for connecting an external device / laptop to the screens.
- **New Engines:** Tony Frazier has continuing to outfit the technology on our new engines. We received the remainder of what we needed to get the technology installed, and our portion of this is nearly complete. Thanks to Travis Kohler and Chris Peckham for their help on this project.
- **Application Updates:** We have been working on major updates and security changes to some of our mission-critical applications. This includes our ERP as well as our Access Control platform.

WAREHOUSE

The warehouse division has begun the hose testing process. We are taking care of 1 apparatus each week. To date, we have successfully completed the testing of both the station's stocked hose and engine hose for engines 50, 58 and 59. We are on track for completion of all frontline apparatus testing as scheduled.

The SCBA flow testing has also continued as scheduled. We have received in replacement parts in the last month as well. This should help us complete some of the repairs on packs that have been out of service.



DIVISION REPORTS

REPORTED TO THE
CENTRAL ARIZONA FIRE AND MEDICAL AUTHORITY
BOARD OF DIRECTORS

The warehouse division has completed the annual fiscal year-end inventory for F/Y 22/23. Our current asset inventory sits at \$631,104.00. Our moving inventory dollar amount is currently \$407,952.96. Due to both receiving/input errors and a handful of items being off, we had a total cost variance of \$555.50 equating to 0.13% error. Our inventory has been corrected and is now completed.

All other daily functions of the warehouse have continued as usual.



DIVISION REPORTS

REPORTED TO THE
CENTRAL ARIZONA FIRE AND MEDICAL AUTHORITY
BOARD OF DIRECTORS

Training **By Training Chief Parra**

The training division has concluded engineer and captain promotional testing and the administrative directives have been posted. Facilitating and building promotional exams is a very time-consuming process but the overall product was successful, and the lists consist of well qualified candidates. Upcoming in August, the training division will facilitate battalion chief testing and firefighter recruitment is now open. Applications close on July 5 with oral boards to be conducted the week of July 17th. The recruit academy will start on September 25 and conclude on December 28 for an unknown number of positions, at this time.

Currently, quarterly training is at a halt for wildfire season and will commence in September. Topics for quarterly training 2023-2024 are to include fireground disciplines such as ventilation tactics, search and rescue, ladder operations, live fire, and wildland operations. As of the week of June 19-23, the Firefighter Safety Stand Down has commenced and the topic of study this year is "Lithium-Ion Batteries: Are You Ready?". Taking place each year during the third full week of June, Safety Stand Down highlights critical safety, health, and survival issues for fire and emergency services personnel. Departments are asked to suspend all non-emergency activities during the week to focus their attention on safety and health education efforts. A week is provided to ensure that all duty shifts can participate.



DIVISION REPORTS

REPORTED TO THE
CENTRAL ARIZONA FIRE AND MEDICAL AUTHORITY
BOARD OF DIRECTORS

Labor Report
By XXXX



DIVISION REPORTS

REPORTED TO THE
CENTRAL ARIZONA FIRE AND MEDICAL AUTHORITY
BOARD OF DIRECTORS

Response Report

By GIS | Records Management Specialist Freeman



May Response Report - 2023

Land Area: 369 sq. miles Population: ≈106,500 Fire Stations: 10 Full-Staffed

Responses in District

TOTAL FIRE INCIDENTS	21
STRUCTURE FIRE	0
STRUCTURE FIRE; CONFINED	5
MOBILE HOME/PORTABLE BLDG	1
VEHICLE FIRE	6
BRUSH/GRASS/WILDLAND FIRE	5
TRASH FIRE/OTHER	4

Fire is 1.59% of call volume

TOTAL RESCUE & EMS	871
--------------------	-----

EMS is 66.19% of call volume

OVERPRESSURE / OVERHEAT	0
HAZARDOUS CONDITION	5
SERVICE CALL	269
GOOD INTENT	116
FALSE ALARM/OTHER	34

Other is 32.22% of call volume

TOTAL INCIDENTS IN DISTRICT	1,316
INCIDENT RESPONSES BY CAFMA	1,456
TYPE-1 UNIT RESPONSES BY CAFMA	1,569

Fire Loss Summary

Residential Fire Loss	\$88,100
Commercial Fire Loss	\$2,000
Vehicle Fire Loss	\$46,400

Top 5 Call Types

798	EMS
131	Assist Invalid
82	Public Service
66	Cancelled en Route
30	Vehicle Accident w/Injuries

Average total # of calls per day	42.45
Average fire calls per day	0.68
Average EMS calls per day	28.10
Average all other calls per day	13.68

Call Volume at PRCC

	Month	Year-to-Date
PFD	882	4,242
CAFMA	1,316	5,964
GCFD	12	54
OD	6	45
WKFD	6	11

Unit Responses

Unit	District	Total	Move Up
E50	166	180	28
E51	23	209	47
E53	195	197	6
E540	38	40	9
E54	183	184	0
E57	54	56	4
E58	177	182	0
E59	169	175	3
E61	120	123	8
E62	142	147	8
E63	64	66	24
TR50	10	10	0
B3	54	57	0
B6	31	33	0
Rescues	31	33	0

Calls by Municipality

Calls in Town of Chino Valley	199
Calls in Town of Prescott Valley	695
Calls in Town of Dewey-Humboldt	71
Calls in District, Unincorporated Areas	351
Calls Out of District	6

Aid Agreement Summary

Aid Given to Prescott	173
Aid Received from Prescott	92
Aid Given to WVFD	0
Aid Received from WVFD	5
Mutual Aid Given	2
Mutual Aid Received	0

MINUTES
Central Arizona Fire and Medical Authority Board of Directors
Regular Meeting
Monday, May 22, 2023, 5:30 pm - 6:30 pm
Central Arizona Fire and Medical Authority, Administration, 8603 E. Eastridge
Drive, Prescott Valley

In-Person Attendance

Dave Dobbs; Dave Tharp; Denise Krizo; Gayle Pickett; Lorette Stewart; Matt Zurcher; Rick Anderson;
Susanne Dixon

Remote Attendance

Nicolas Cornelius

Not In Attendance

Scott A Freitag

1. CALL TO ORDER / ROLL CALL OF BOARD MEMBERS

Chair Zurcher called the meeting to order at 5:30 p.m.

2. PLEDGE OF ALLEGIANCE

Chair Zurcher led the Pledge of Allegiance.

3. CORRESPONDENCE AND PRESENTATIONS

A. Letters from the Public and Board Recognition

Chair Zurcher pointed out the letter to Prevention, stating he is familiar with the project and how many issues they previously had.

4. REPORTS

A. Board Member Reports

Chair Zurcher reported that he attended the Chamber of Commerce mixer hosted by CAFMA last week. It was a great event and he thanked staff for their work.

B. Division Reports

Chief Tharp added that in our quarterly meeting with Prescott Fire District, they advised us that they will be signing the contract to utilize our warehouse services.

Union Vice President Shaun Jones commented that promotional processes have been completed.

5. CALL TO THE PUBLIC

There were no public comments.

6. CONSENT AGENDA

- A. Approve Joint Budget Work-Study Minutes - April 17, 2023
- B. Approve Regular Session Minutes - April 24, 2023
- C. Approve General Fund Financial Statements
- D. Approve Fire Protection Agreements: Nielson

Motion to approve the Consent Agenda.

Move: Gayle Pickett Second: Dave Dobbs Status: Passed

Yes: Dave Dobbs, Matt Zurcher, Lorette Stewart, Rick Anderson, Gayle Pickett

7. OLD BUSINESS

- A. Discussion Regarding Ambulance Certificate of Necessity (CON)

Chief Niemyński stated that we have heard that the Notice of Hearing is floating around Department Health Services (DHS), but we have not received any official notice.

Attorney Cornelius stated that we have not received any correspondence concerning whether we are going to hearing.

8. NEW BUSINESS

- A. Discussion Regarding Fire Chief's Evaluation

Chief Tharp explained the evaluation process, and let them know that he will send each of them an evaluation form to fill out. There was discussion about the Fire Chief's contract and Chief Tharp stated that he did not think there was a need to renew his contract this year. Members of the Central Yavapai and Chino Valley Fire Boards can send their completed forms to Chief Tharp or their respective CAFMA representative.

Chair Zurcher asked if we conduct any type of peer-reviews. Chief Tharp indicated we do not unless it is someone in a rover position. He added that Chief Freitag has previously stated that any Board member is welcome to ask any Assistant Chief, and they will be very honest in their response.

9. ADJOURNMENT

Motion to adjourn at 5:39 p.m.

Move: Dave Dobbs Second: Lorette Stewart Status: Passed

Yes: Dave Dobbs, Matt Zurcher, Lorette Stewart, Rick Anderson, Gayle Pickett

DRAFT

MINUTES
Central Yavapai / Chino Valley / Central Arizona Fire and Medical
Joint Special Budget Meeting
Monday, May 22, 2023, 4:30 pm - 5:30 pm
Central Arizona Fire and Medical Authority, Administration, 8603 E. Eastridge
Drive, Prescott Valley

In-Person Attendance

Andy Reinhardt; Carrie Zambrano; Cyndy Dicus; Dave Dobbs; Dave Tharp; Denise Krizo; Gayle Pickett;
Jodie Denike; Lorette Stewart; Matt Zurcher; Pete Gordon; Rick Anderson; Susanne Dixon

Remote Attendance

Nicolas Cornelius

Not In Attendance

Scott A Freitag

1. CALL TO ORDER / ROLL CALL OF BOARD MEMBERS
 - A. Chino Valley Fire District Board of Directors
Chair Dicus called the Chino Valley Fire District meeting to order at 4:30 p.m.
 - B. Central Yavapai Fire District Board of Directors
Chair Zurcher called the Central Yavapai Fire District meeting to order at 4:30 p.m.
 - C. Central Arizona Fire and Medical Authority Board of Directors
Chair Zurcher called the Central Arizona Fire and Medical Authority meeting to order at 4:31 p.m.
2. PLEDGE OF ALLEGIANCE
Chair Zurcher led the Pledge of Allegiance.
3. CALL TO THE PUBLIC
There were no public comments.
4. OLD BUSINESS
 - A. Discussion Regarding Tentative Fiscal Year 2023-2024 Budgets

Chief Tharp explained that multiple versions of the budget were provided, as requested at the last meeting. He made note of the amount allocated to the Capital Reserve Fund in the originally proposed budget, and explained what the tax increase will fund, including an increase to Paramedic pay and several new positions. He stated that Staff's recommendation is to stick with the original increase of 10-cents, so as to not undermine our credibility with the public.

He reminded the boards that after the tentative budget is approved, it can be decreased, but it cannot be increased.

Chair Zurcher commented that our Insurance Services Office (ISO) Rating increase has contributed to the tax rate increase. Chief Tharp confirmed, and added that while we can correct some things, we cannot control the water supply. We have begun conversations with the Town on this matter.

Director Reinhardt asked if the approved increase would be in effect for the next three (3) years. Chief Tharp replied that the increase would be for one (1) year only, and the tax rate for coming years could go up or down based upon a variety of circumstances.

Chief Tharp added that Chief Freitag continues to have the funding conversation at the State level.

Prescott Valley Council member Dickenson commented that the Prescott Valley Economic Development Foundation (PVEDF) has been disbanded, this will save \$1,000 in the budget.

B. Discussion and Approval of Central Yavapai Fire District Tentative Fiscal Year 2023-2024 Budget

Motion to approve the Tentative Fiscal Year 2023-2024 Budget with a tax rate of \$2.7702 not to exceed the amount of \$26,181,175.

Move: Pete Gordon Second: Rick Anderson Status: Passed

Yes: Matt Zurcher, Pete Gordon, Rick Anderson, Gayle Pickett, Andy Reinhardt

C. Discussion and Possible Approval of Chino Valley Fire District Tentative Fiscal Year 2023-2024 Budget

Motion to approve the Tentative Fiscal Year 2023-2024 Budget with a tax rate of \$3.3179, not to exceed the amount of \$6,047,391.

Move: Dave Dobbs Second: Carrie Zambrano Status: Passed

Yes: Dave Dobbs, Cyndy Dicus, Lorette Stewart, Carrie Zambrano, Jodie Denike

D. Discussion and Possible Approval of Central Arizona Fire and Medical Tentative Fiscal Year 2023-2024 Budget

Motion to approve the Tentative Fiscal Year 2023-2024 Budget, not to exceed the amount of \$38,504,009.

Move: Dave Dobbs Second: Gayle Pickett Status: Passed

Yes: Dave Dobbs, Matt Zurcher, Lorette Stewart, Rick Anderson, Gayle Pickett

5. ADJOURNMENT

The meeting was adjourned at 4:50 p.m.

Chair Zurcher reconvened the Central Arizona Fire and Medical Authority Board at 4:57 p.m. to make a correction to the budget amount. Chief Tharp noted that he provided the incorrect total budget amount for Fiscal Year 2023-2024 and provided an updated correct total tentative budget amount for Board approval.

Motion to approve the Tentative Fiscal Year 2023-2024 Budget not to exceed the amount of \$38,516,509.

The meeting was adjourned at 4:58 p.m.

Move: Dave Dobbs Second: Rick Anderson Status: Passed

Yes: Dave Dobbs, Matt Zurcher, Lorette Stewart, Rick Anderson, Gayle Pickett

The Central Arizona Fire and Medical Authority Board of Directors have reviewed and approved the following financial documents to include Income Statements, Balance Sheets, and Bank Reconciliations with supporting documents, Revenue and Expenditure Graphs, and Cash Flow Projections in compliance with A.R.S. § 48-805, 807.

CAFMA General Fund

_____ Fire Board Chairperson	_____ Date
---------------------------------	---------------

_____ Fire Board Clerk	_____ Date
---------------------------	---------------

CENTRAL ARIZONA FIRE AND MEDICAL AUTHORITY
GENERAL FUND BANK RECONCILIATION MAY, 2023

Reconciliation:	
Beginning Balance:	\$ 7,068,857.70
Fire District Deposits:	\$ 28,418.73
Interest Revenue	\$ -
Transfer In: Fire Authority Funding	\$ 7,360,298.32
Disbursements:	\$ (3,445,953.65)
Other:	\$ -
Other:	\$ -
Ending Balance:	\$ 11,011,621.10

Difference Between Balances: \$ -

Bank Statement Balance:	
Balance Per Bank:	\$ 11,228,389.89
Outstanding Checks:	\$ (216,768.79)
Outstanding Deposits:	\$ -
Outstanding Payroll Direct Deposit:	\$ -
Ending Balance:	\$ 11,011,621.10

G/L Ending Balance: \$ 11,011,621.10

\$ 11,011,621.10

Deposits Per Bank Statement:	
Fire District Deposits:	\$ 28,418.73
Interest Revenue:	\$ -
Transfer In: CHINO Fire Authority Funding	\$ 1,408,970.51
Transfer In: CYFD Fire Authority Funding	\$ 5,951,327.81
Other:	\$ -
Ending Balance:	\$ 7,388,717.05

Bank Reconciliation Register:	
Checks From Accounts Payable:	\$ 3,445,953.65
Other:	\$ -
Total Checks and Charges:	\$ 3,445,953.65
Deposits From Accounts Receivable:	\$ 28,418.73
Other: GL JE for Fire Authority Funding	\$ 7,360,298.32
Other:	\$ -
Other:	\$ -
Ending Balance:	\$ 7,388,717.05

Reconciliation Approved By:

Scott Freitag
Digitally signed by Scott Freitag
Date: 2023.06.19 18:28:49 -07'00'
Scott Freitag, Fire Chief

Reconciliation Reviewed By:

Dave Tharp
Digitally signed by Dave Tharp
Date: 2023.06.19 01:04:27 -07'00'
David Tharp, Assistant Chief of Administration

Reconciliation Prepared By:

Karen Mauldin
Digitally signed by Karen Mauldin
Date: 2023.06.15 11:53:04 -07'00'
Karen Mauldin, Finance Manager

CENTRAL ARIZONA FIRE AND MEDICAL AUTHORITY

Capital Projects Fund FY 22-23

GL #1200

Date	Transaction	Debit	Credit	Balance
07/01/22	Fiscal Year 22-23 Beginning Balance			\$ 6,026,141.00
08/31/22	Interest Revenue	\$3,905.59		\$ 6,030,046.59
09/30/22	Interest Revenue	\$12,351.29		\$ 6,042,397.88
12/31/22	Interest Revenue	\$32,272.69		\$ 6,074,670.57
02/28/23	FY22 Transfer of Excess Funds From Gen Fund	\$1,425,101.00		\$ 7,499,771.57
03/31/23	Interest Revenue	\$56,345.28		\$ 7,556,116.85



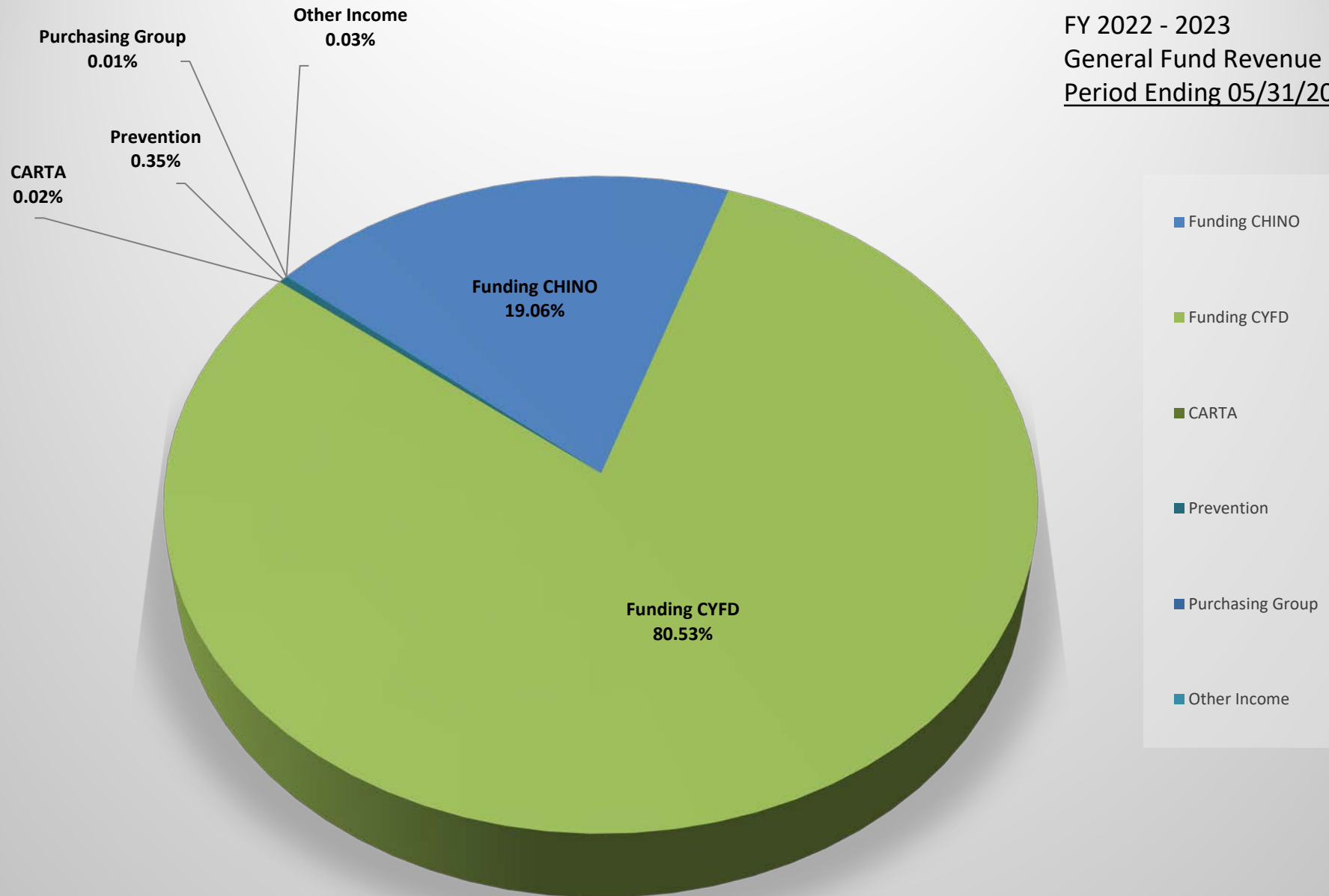
2022 - 2023 Cash Flow by Month: MAY

	Actual											Projected
	July	Aug.	Sept.	Oct.	Nov.	Dec.	Jan.	Feb.	March	April	May	June
Revenues:												
Property Taxes from CYFD/CVFD	474,223	118,921	43,946	316,713	11,948,764	3,333,798	2,365,830	1,023,903	395,597	790,400	7,360,298	2,406,348
Fire Protection	34,245	4,323	5,672	5,553	2,655	1,614	2,587	88	1,430	2,133	(152)	15,000
Fee for Services	76,396	54,961	58,603	41,896	38,341	21,856	57,686	36,705	37,131	30,793	28,491	44,519
Interest Income	-	9,626	26,718	-	-	19,427	-	-	181,422	-	-	4,167
Grants	3,814	-	11,900	-	-	14,392	-	3,051	1,526	-	-	73,270
Ambulance	-	-	-	-	-	-	-	-	-	-	-	166,667
Misc. Non Levy	288,794	447,471	47,380	35,791	839,800	198,506	3,756	222,435	(183,661)	16,106	1,909	50,117
RevenueTotals:	877,471	635,302	194,219	399,953	12,829,560	3,589,593	2,429,859	1,286,182	433,446	839,431	7,390,546	2,760,086
Expenditures:												
Personnel Costs	1,764,463	1,537,497	1,502,510	1,855,000	2,855,729	1,923,413	1,725,401	1,501,136	1,548,297	1,518,140	2,434,939	2,182,767
Supplies	101,770	223,114	151,482	262,491	125,172	191,149	222,802	231,393	189,243	152,272	515,626	237,810
Utilities	18,611	16,130	17,164	23,421	14,315	17,878	21,656	52,900	23,026	5,945	36,801	22,467
Misc. Service Expenses	221,587	175,929	188,333	261,386	88,059	198,742	134,437	138,985	218,201	144,053	300,169	252,560
Capital Expenses	2,637	300,068	60,358	182,388	263,032	19,243	25,027	117,894	188,349	321,099	113,141	111,324
ExpenditureTotals:	2,109,068	2,252,738	1,919,846	2,584,685	3,346,306	2,350,424	2,129,323	2,042,309	2,167,116	2,141,510	3,400,676	2,806,928
Monthly Net Cash	(1,231,597)	(1,617,436)	(1,725,627)	(2,184,732)	9,483,254	1,239,169	300,536	(756,127)	(1,733,670)	(1,302,079)	3,989,870	(46,842)
Cumulative Net Cash	381,699	(1,235,737)	(2,961,364)	(5,146,096)	4,337,158	5,576,327	5,876,863	5,120,736	3,387,066	2,084,987	6,074,857	
Cash Balance (Carryover)	1,613,296	(4,140)	(1,729,767)	(3,914,499)	5,568,755	6,807,924	7,108,460	6,352,333	4,618,663	3,316,584	7,306,454	
Capital Reserve	6,026,141	6,030,047	6,042,398	6,042,398	6,042,398	6,074,671	6,074,671	7,499,772	7,556,117	7,556,117	7,556,117	

**CENTRAL ARIZONA FIRE AND MEDICAL AUTHORITY
REVENUE GRAPH DATA**

		YTD	
	Revenue	Budget	%
Funding CHINO	\$ 1,408,971	\$ 5,575,524	19.06
Funding CYFD	\$ 5,951,328	\$ 23,300,649	80.53
Fire Protection	\$ (152)	\$ 180,000	0.00
Fleet	\$ -	\$ 40,000	0.00
CARTA	\$ 1,600	\$ 41,000	0.02
Prevention	\$ 25,996	\$ 81,730	0.35
Tech Services	\$ -	\$ 185,497	0.00
Interest	\$ -	\$ 50,000	0.00
Off-District	\$ -	\$ 50,000	0.00
Purchasing Group	\$ 895	\$ 210,000	0.01
Ambulance Revenue	\$ -	\$ 2,000,000	0.00
Other Income	\$ 1,909	\$ 1,406,635	0.03
TOTALS:	\$ 7,390,546	\$ 33,121,035	100.00

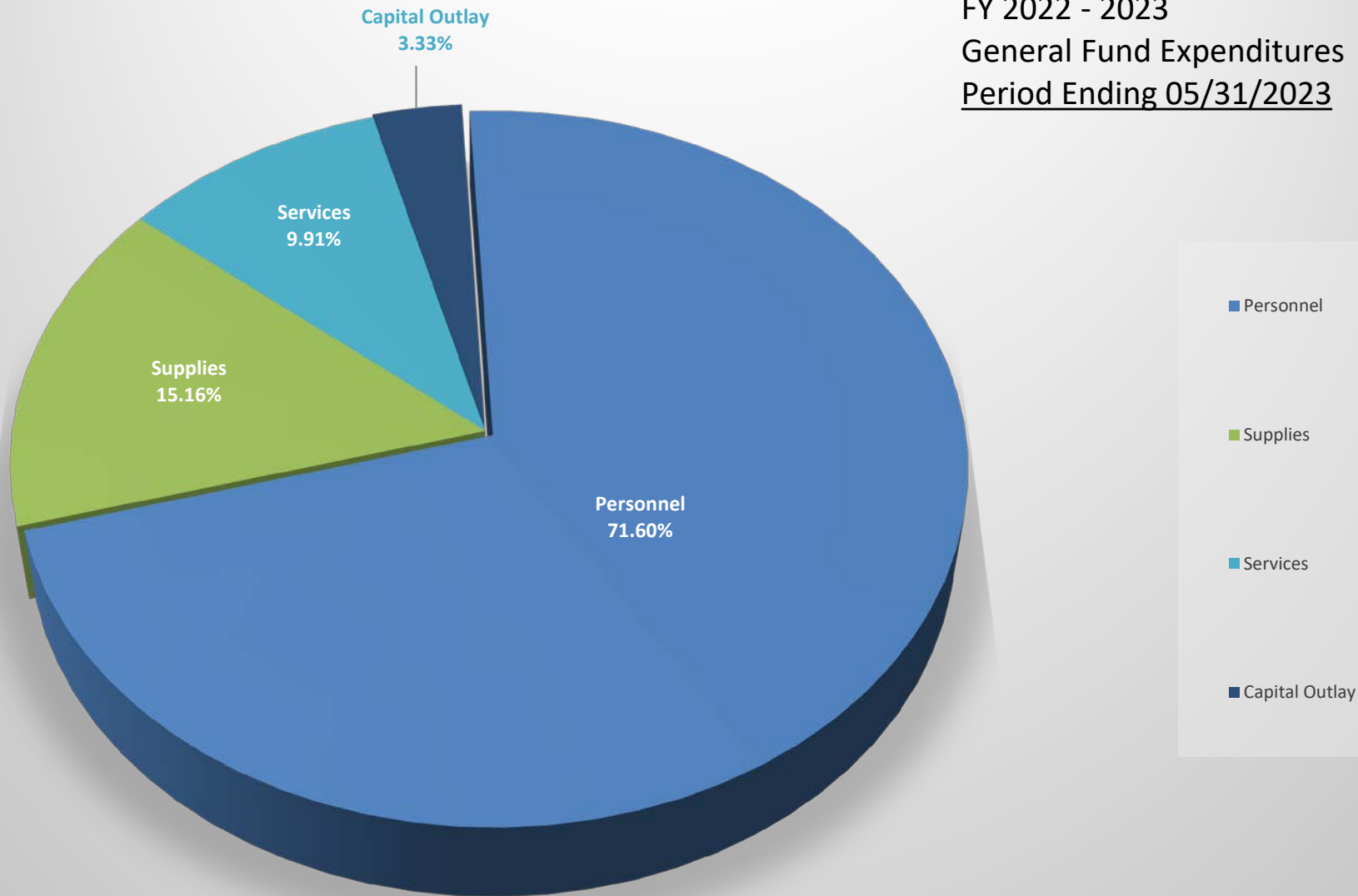
CAFMA
FY 2022 - 2023
General Fund Revenue
Period Ending 05/31/2023



**CENTRAL ARIZONA FIRE AND MEDICAL AUTHORITY
EXPENSE GRAPH DATA**

		YTD	
Expense		Budget	%
Personnel	\$ 2,434,939	\$ 26,193,200	71.60
Supplies	\$ 515,626	\$ 2,853,724	15.16
Services	\$ 336,970	\$ 3,300,318	9.91
Capital Outlay	\$ 113,141	\$ 1,335,893	3.33
TOTAL:	\$ 3,400,676	\$ 33,683,135	100.00

CAFMA
FY 2022 - 2023
General Fund Expenditures
Period Ending 05/31/2023



CENTRAL ARIZONA FIRE AND MEDICAL AUTHORITY
GENERAL FUND - MAY, 2023

Transfer In: Chino Valley Fire District	1,408,970.51
Transfer In: Central Yavapai Fire District	5,951,327.81
Fire District Deposits:	28,418.73
Interest Received:	0.00

TOTAL	\$7,388,717.05
-------	----------------



Yavapai County Treasurer

Monthly Statement

Date Range: 5/1/2023 to 5/31/2023

CAFMA - General Fund
Fund: 6067340500



Yavapai County Treasurer

Monthly Statement

Date Range: 5/1/2023 to 5/31/2023

Account	Period	YTD		
6067340500	CAFMA-General Fund			
Begin Balance:	7,081,510.35	8,207,760.60		
Income:	7,388,717.05 ✓	31,088,437.22		
LOC Advance:	.00	.00		
Expense:	(3,241,837.51)	(28,067,807.93)	LOC:	.00
LOC Payments:	.00	.00	Warrants Outstanding:	.00
Cash Balance:	11,228,389.89	11,228,389.89	End:	11,228,389.89

Monthly Statement Summary

Source Code	Description		MTDAmount	YTDAmount
6067340500	CAFMA-General Fund	Beginning Balance:	7,081,510.35	8,207,760.60
37122.0	Fire District Deposit		28,418.73 ✓	2,769,806.94
38109.0	Interest on Investments St Treas		.00	112,138.66
38113.0	Interest on Investments-Wells Fargo		.00	34,099.26
7376.0	Transfer in		7,360,298.32 ✓	28,172,392.36
91032.0	Warrants Redeemed		(3,241,837.51)	(26,639,066.93)
91702.0	Transfer out		.00	(1,426,241.00)
91707.0	Wire Transfer by County Treasurer		.00	(2,500.00)
		Ending Balance:	11,228,389.89	11,228,389.89



Yavapai County Treasurer

Monthly Statement

Date Range: 5/1/2023 to 5/31/2023

Monthly Statement Detail				
Date	Notes	Doc #	Amount	C/D
6067340500 CAFMA-General Fund			Beginning Balance: 7,081,510.35	
37122.0	Fire District Deposit		Source Code Total: 28,418.73	
05/04	DEPOSIT	0	11,493.70	C
05/18	DEPOSIT	0	911.00	C
05/18	DEPOSIT	0	5,444.61	C
05/30	DEPOSIT	0	3,534.75	C
05/30	DEPOSIT	0	7,034.67	C
7376.0	Transfer in		Source Code Total: 7,360,298.32	
05/18	Transfer Request email per Karen; 5/18/23	0	1,408,970.51	C
05/18	Transfer Request email per Karen; 5/18/23	0	5,951,327.81	C
91032.0	Warrants Redeemed		Source Code Total: (3,241,837.51)	
05/01	Paid Warrants	0	(1,393.92)	D
05/02	Paid Warrants	0	(709,620.86)	D
05/04	Paid Warrants	0	(14,251.43)	D
05/05	Paid Warrants	0	(163,427.41)	D
05/08	Paid Warrants	0	(197,552.03)	D
05/09	Paid Warrants	0	(165,795.36)	D
05/10	Paid Warrants	0	(9,064.07)	D
05/11	Paid Warrants	0	(4,604.07)	D
05/12	Paid Warrants	0	(4,198.38)	D
05/15	Paid Warrants	0	(4,336.02)	D
05/16	Paid Warrants	0	(722,819.96)	D
05/18	Paid Warrants	0	(104,815.58)	D
05/19	Paid Warrants	0	(52,997.05)	D
05/22	Paid Warrants	0	(101,939.26)	D
05/23	Paid Warrants	0	(56,646.23)	D
05/23	Warrant Entry Error/tl	0	(2,777.04)	D
05/24	Paid Warrants	0	(27,783.12)	D
05/25	Paid Warrants	0	(10,189.64)	D
05/26	Paid Warrants	0	(696,291.84)	D
05/31	Paid Warrants	0	(191,334.24)	D
6067340500 CAFMA-General Fund			Ending Balance: 11,228,389.89	

Warrant Detail

Payee Name	Warrant	Amount	Issue Dt	Status Dt	Voucher
6067340500 CAFMA-General Fund			Account Total: 3,239,060.47		
Fund: 5673			Fund Total: 3,239,060.47		
Status: PAID			Status Total: 3,239,060.47		
/	0706734249	5,146.70	02/06/23	05/02/23	
/	0706734491	110.00	04/03/23	05/04/23	



Yavapai County Treasurer

Monthly Statement

Date Range: 5/1/2023 to 5/31/2023

/	0706734526	260.00	04/03/23	05/16/23
/	0706734547	3,660.41	04/17/23	05/02/23
/	0706734550	73.92	04/17/23	05/01/23
/	0706734585	926.87	04/17/23	05/02/23
/	0706734597	242.68	04/17/23	05/04/23
/	0706734601	390.00	04/17/23	05/10/23
/	0706734609	472.97	04/17/23	05/05/23
/	0706734614	1,320.00	04/17/23	05/01/23
/	0706734631	145.00	05/01/23	05/19/23
/	0706734632	396.03	05/01/23	05/09/23
/	0706734633	1,301.69	05/01/23	05/16/23
/	0706734636	4,198.38	05/01/23	05/12/23
/	0706734637	6,458.00	05/01/23	05/10/23
/	0706734638	14,506.88	05/01/23	05/09/23
/	0706734640	661.50	05/01/23	05/05/23
/	0706734641	3,948.95	05/01/23	05/04/23
/	0706734642	537.87	05/01/23	05/05/23
/	0706734643	27,315.70	05/01/23	05/09/23
/	0706734648	250.00	05/01/23	05/05/23
/	0706734649	46.48	05/01/23	05/08/23
/	0706734650	179.05	05/01/23	05/10/23
/	0706734652	1,298.05	05/01/23	05/02/23
/	0706734653	698,588.83	05/01/23	05/02/23
/	0706734655	99,248.52	05/01/23	05/05/23
/	0706734656	556.33	05/01/23	05/08/23
/	0706734657	312.83	05/01/23	05/10/23
/	0706734658	7,272.46	05/01/23	05/09/23
/	0706734659	1,875.00	05/01/23	05/05/23
/	0706734660	113,050.99	05/01/23	05/09/23
/	0706734662	198.23	05/01/23	05/08/23
/	0706734663	5,625.00	05/01/23	05/04/23
/	0706734664	69.37	05/01/23	05/08/23
/	0706734665	1,250.00	05/01/23	05/10/23
/	0706734666	197.89	05/01/23	05/10/23
/	0706734667	79.79	05/01/23	05/09/23
/	0706734668	19.09	05/01/23	05/08/23
/	0706734670	549.88	05/01/23	05/09/23
/	0706734671	276.30	05/01/23	05/10/23
/	0706734672	5,517.75	05/01/23	05/08/23
/	0706734673	1,927.14	05/01/23	05/08/23



Yavapai County Treasurer

Monthly Statement

Date Range: 5/1/2023 to 5/31/2023

/	0706734674	969.82	05/01/23	05/09/23
/	0706734675	2,430.19	05/01/23	05/15/23
/	0706734676	110.00	05/01/23	05/05/23
/	0706734677	3,641.97	05/01/23	05/11/23
/	0706734678	175,858.75	05/01/23	05/08/23
/	0706734679	417.82	05/01/23	05/05/23
/	0706734680	53.18	05/01/23	05/09/23
/	0706734681	422.50	05/01/23	05/05/23
/	0706734682	4,277.39	05/01/23	05/08/23
/	0706734683	2,842.41	05/01/23	05/08/23
/	0706734684	600.00	05/01/23	05/08/23
/	0706734685	962.10	05/01/23	05/11/23
/	0706734686	913.06	05/01/23	05/08/23
/	0706734687	4,800.00	05/01/23	05/18/23
/	0706734689	245.20	05/01/23	05/15/23
/	0706734690	20.29	05/01/23	05/08/23
/	0706734691	1,660.63	05/01/23	05/15/23
/	0706734692	58,219.00	05/01/23	05/05/23
/	0706734693	350.00	05/01/23	05/09/23
/	0706734694	32.76	05/01/23	05/09/23
/	0706734695	280.00	05/01/23	05/04/23
/	0706734696	1,479.37	05/01/23	05/04/23
/	0706734697	784.47	05/01/23	05/09/23
/	0706734698	252.59	05/01/23	05/08/23
/	0706734699	1,211.46	05/01/23	05/04/23
/	0706734700	2,611.80	05/01/23	05/08/23
/	0706734701	172.02	05/01/23	05/08/23
/	0706734702	1,353.97	05/01/23	05/04/23
/	0706734703	1,351.10	05/01/23	05/08/23
/	0706734704	264.00	05/01/23	05/08/23
/	0706734705	22,567.52	05/01/23	05/19/23
/	0706734706	54.23	05/01/23	05/08/23
/	0706734707	433.40	05/01/23	05/09/23
/	0706734708	1,212.23	05/01/23	05/05/23
/	0706734709	2,578.01	05/15/23	05/23/23
/	0706734710	40.21	05/15/23	05/24/23
/	0706734711	15.01	05/15/23	05/22/23
/	0706734712	82,013.51	05/15/23	05/18/23
/	0706734725	5,028.66	05/15/23	05/23/23
/	0706734726	14,823.10	05/15/23	05/24/23



Yavapai County Treasurer

Monthly Statement

Date Range: 5/1/2023 to 5/31/2023

/	0706734728	36.00	05/15/23	05/19/23
/	0706734729	2,273.40	05/15/23	05/23/23
/	0706734730	3,671.25	05/15/23	05/23/23
/	0706734731	385.73	05/15/23	05/18/23
/	0706734732	5,865.57	05/15/23	05/23/23
/	0706734733	9,496.48	05/15/23	05/25/23
/	0706734734	325.00	05/15/23	05/19/23
/	0706734735	119.22	05/15/23	05/22/23
/	0706734736	721,258.27	05/15/23	05/16/23
/	0706734738	6,260.50	05/15/23	05/19/23
/	0706734739	43,700.00	05/15/23	05/22/23
/	0706734740	8,290.46	05/15/23	05/23/23
/	0706734744	138.11	05/15/23	05/25/23
/	0706734745	7,806.42	05/15/23	05/19/23
/	0706734746	1,041.29	05/15/23	05/24/23
/	0706734747	19.34	05/15/23	05/22/23
/	0706734749	1,309.10	05/15/23	05/22/23
/	0706734750	9,151.39	05/15/23	05/22/23
/	0706734751	94.36	05/15/23	05/19/23
/	0706734752	954.31	05/15/23	05/24/23
/	0706734753	3,722.25	05/15/23	05/24/23
/	0706734754	6,928.91	05/15/23	05/22/23
/	0706734756	265.76	05/15/23	05/23/23
/	0706734757	4,345.00	05/15/23	05/24/23
/	0706734758	37.17	05/15/23	05/23/23
/	0706734759	87.91	05/15/23	05/19/23
/	0706734760	1,357.18	05/15/23	05/19/23
/	0706734761	13,100.00	05/15/23	05/18/23
/	0706734762	368.56	05/15/23	05/22/23
/	0706734763	390.00	05/15/23	05/24/23
/	0706734764	1,167.93	05/15/23	05/19/23
/	0706734767	10,781.24	05/15/23	05/22/23
/	0706734768	21,086.89	05/15/23	05/22/23
/	0706734769	3,000.00	05/15/23	05/18/23
/	0706734770	430.00	05/15/23	05/19/23
/	0706734771	1,861.11	05/15/23	05/24/23
/	0706734772	555.05	05/15/23	05/25/23
/	0706734774	10,000.00	05/15/23	05/19/23
/	0706734775	654.08	05/15/23	05/22/23
/	0706734777	23,231.39	05/15/23	05/23/23



Yavapai County Treasurer

Monthly Statement

Date Range: 5/1/2023 to 5/31/2023

/	0706734778	1,516.34	05/15/23	05/18/23	
/	0706734779	1,315.35	05/15/23	05/19/23	
/	0706734780	91.28	05/15/23	05/23/23	
/	0706734781	7,641.37	05/15/23	05/22/23	
/	0706734783	4,118.97	05/15/23	05/23/23	
/	0706734784	164.15	05/15/23	05/22/23	
/	0706734785	173.28	05/15/23	05/23/23	
/	0706734786	1,021.03	05/15/23	05/23/23	
/	0706734787	3,862.77	05/15/23	05/26/23	
/	0706734788	311.85	05/15/23	05/24/23	
/	0706734789	294.00	05/15/23	05/24/23	
/	0706734797	216.00	05/25/23	05/31/23	
/	0706734799	350.13	05/25/23	05/31/23	
/	0706734803	684,837.12	05/25/23	05/26/23	
/	0706734805	7,591.95	05/25/23	05/26/23	
/	0706734814	1,547.32	05/25/23	05/31/23	
/	0706734819	448.91	05/25/23	05/31/23	
/	0706734820	176,807.08	05/25/23	05/31/23	
/	0706734824	2,843.37	05/25/23	05/31/23	
/	0706734832	1,148.00	05/25/23	05/31/23	
/	0706734836	5,530.59	05/25/23	05/31/23	
/	0706734838	78.45	05/25/23	05/31/23	
/	0706734839	1,449.85	05/25/23	05/31/23	
/	0706734841	914.54	05/25/23	05/31/23	
/	0756734748	1,403.88	05/15/23	05/19/23	
		Count	Amount		
Total PAID:		147	3,239,060.47		

CENTRAL ARIZONA FIRE AND MEDICAL AUTHORITY
CAPITAL RESERVE FUND - MAY, 2023

Interest Received:	0.00
Other:	0.00
Other:	0.00

TOTAL	\$0.00
-------	--------



Yavapai County Treasurer

Monthly Statement

Date Range: 5/1/2023 to 5/31/2023

CAFMA-Capital Reserve Fund (CAFMA)

Account	Period	YTD		
6067340200	CAFMA-Capital Reserve Fund			
Begin Balance:	7,556,116.85	6,026,141.00		
Income:	.00	1,529,975.85		
LOC Advance:	.00	.00		
Expense:	.00	.00	LOC:	.00
LOC Payments:	.00	.00	Warrants Outstanding:	.00
Cash Balance:	7,556,116.85	7,556,116.85	End:	7,556,116.85

Monthly Statement Summary

Source Code	Description		MTDAmount	YTDAmount
6067340200	CAFMA-Capital Reserve Fund	Beginning Balance:	7,556,116.85	6,026,141.00
38109.0	Interest on Investments St Treas		.00	83,387.87
38113.0	Interest on Investments-Wells Fargo		.00	21,486.98
7376.0	Transfer in		.00	1,425,101.00
		Ending Balance:	7,556,116.85	7,556,116.85

Monthly Statement Detail

Date	Notes	Doc #	Amount	C/D
------	-------	-------	--------	-----

CENTRAL ARIZONA FIRE AND MEDICAL AUTHORITY
PSPRS CONTINGENCY RESERVE FUND - MAY, 2023

Interest Received:	0.00
Other:	0.00
Other:	0.00

TOTAL	\$0.00
-------	--------



Yavapai County Treasurer

Monthly Statement

Date Range: 5/1/2023 to 5/31/2023

CAFMA
6067340700
PSPRS



Yavapai County Treasurer

Monthly Statement

Date Range: 5/1/2023 to 5/31/2023

Account	Period	YTD		
6067340700	CAFMA PSPRS Contingency Reserve Fund			
Begin Balance:	2,033,155.87	2,000,000.00		
Income:	.00	33,155.87		
LOC Advance:	.00	.00		
Expense:	.00	.00	LOC:	.00
LOC Payments:	.00	.00	Warrants Outstanding:	.00
Cash Balance:	2,033,155.87	2,033,155.87	End:	2,033,155.87

Monthly Statement Summary

Source Code	Description	MTDAmount	YTDAmount
6067340700	CAFMA PSPRS Contingency Reserve Fund	Beginning Balance:	2,033,155.87
			2,000,000.00
38109.0	Interest on Investments St Treas	.00	26,134.22
38113.0	Interest on Investments-Wells Fargo	.00	7,021.65
	Ending Balance:	2,033,155.87	2,033,155.87

Monthly Statement Detail

Date	Notes	Doc #	Amount	C/D
------	-------	-------	--------	-----

CAFMA-Central Arizona Fire and Medical
Bank Reconciliation Summary
For the Bank Statement ending: 5/31/2023

BANK CONTROL ID: CAFMA - GENERAL FUND		DESC: GENERAL FUND	ACCOUNT NO: 1100
Beginning Balance:	05/01/23		\$7,081,510.35
Deposits and Credits:			\$7,388,717.05
Checks and Charges:			(\$3,241,837.51)
Adjustments:			\$0.00
Ending Balance Per Reconciliation:			<u>\$11,228,389.89</u>
Ending Balance Per Bank Statement:	05/31/23		\$11,228,389.89
* Outstanding Deposits and Credits:	05/31/23		\$0.00
* Outstanding Checks and Charges:	05/31/23		(\$216,768.79)
Ending Book Balance:	05/31/23		<u>\$11,011,621.10</u>

* Outstanding amounts are all outstanding credits and charges dated prior or equal to the Reconciliation date.

CAFMA-Central Arizona Fire and Medical

BR Checks and Charges Cleared

For the Bank Statement ending: 5/31/23

CAFMA	General Fund	General Fund	1100
-------	--------------	--------------	------

Date	Document	Description	Module	Company	Amount
02/06/23	756744249	Markets West Office Furniture	AP	CAFMA	\$5,146.70
04/03/23	756744491	Arizona Dept. of Public Safety	AP	CAFMA	\$110.00
04/03/23	756744526	MILLS, BRETT	AP	CAFMA	\$260.00
04/17/23	756744547	Action Graphics	AP	CAFMA	\$3,660.41
04/17/23	756744550	A & E Reprographics, Inc	AP	CAFMA	\$73.92
04/17/23	756744585	DES- Unemployment Tax	AP	CAFMA	\$926.87
04/17/23	756744597	Interstate Batteries	AP	CAFMA	\$242.68
04/17/23	756744601	MILLS, BRETT	AP	CAFMA	\$390.00
04/17/23	756744609	Paymaster Checkwriter Co.	AP	CAFMA	\$472.97
04/17/23	756744614	ROLLNRACK	AP	CAFMA	\$1,320.00
05/01/23	756744631	A1 Water Bulk Delivery Svc LLC	AP	CAFMA	\$145.00
05/01/23	756744632	Able Saw, LLC	AP	CAFMA	\$396.03
05/01/23	756744633	Action Graphics	AP	CAFMA	\$1,301.69
05/01/23	756744636	Air Instrumentation of CA	AP	CAFMA	\$4,198.38
05/01/23	756744637	AIR TECHNOLOGY SOLUTIONS LLC	AP	CAFMA	\$6,458.00
05/01/23	756744638	APS	AP	CAFMA	\$14,506.88
05/01/23	756744640	Arizona PPE Recon, Inc	AP	CAFMA	\$661.50
05/01/23	756744641	Bennett Oil	AP	CAFMA	\$3,948.95
05/01/23	756744642	Best Pick Disposal, Inc	AP	CAFMA	\$537.87
05/01/23	756744643	Bound Tree Medical LLC	AP	CAFMA	\$27,315.70
05/01/23	756744648	Brookins, Patty	AP	CAFMA	\$250.00
05/01/23	756744649	Sparklight	AP	CAFMA	\$46.48
05/01/23	756744650	CenturyLink	AP	CAFMA	\$179.05
05/01/23	756744652	Chase Bank	AP	CAFMA	\$1,298.05
05/01/23	756744653	Chase Bank	AP	CAFMA	\$698,588.83
05/01/23	756744655	City of Prescott	AP	CAFMA	\$99,248.52
05/01/23	756744656	City of Prescott	AP	CAFMA	\$556.33
05/01/23	756744657	Copper State Supply, Inc	AP	CAFMA	\$312.83
05/01/23	756744658	Crew Boss	AP	CAFMA	\$7,272.46
05/01/23	756744659	Crisenbery, Gary	AP	CAFMA	\$1,875.00
05/01/23	756744660	Curtis Tools for Heroes	AP	CAFMA	\$113,050.99
05/01/23	756744662	DELL MARKETING LP	AP	CAFMA	\$198.23
05/01/23	756744663	DS GRIFFEN & ASSOCIATES	AP	CAFMA	\$5,625.00
05/01/23	756744664	Duo Safety Ladder Corp	AP	CAFMA	\$69.37
05/01/23	756744665	Erie & Associates, Inc	AP	CAFMA	\$1,250.00
05/01/23	756744666	FACTORY MOTOR PARTS	AP	CAFMA	\$197.89
05/01/23	756744667	FASTENAL	AP	CAFMA	\$79.79
05/01/23	756744668	FEDEX	AP	CAFMA	\$19.09
05/01/23	756744669	Freightliner of AZ, LLC	AP	CAFMA	\$2,777.04
05/01/23	756744670	Galls LLC	AP	CAFMA	\$549.88
05/01/23	756744671	Globalstar	AP	CAFMA	\$276.30
05/01/23	756744672	Michael M. Golightly & Assoc	AP	CAFMA	\$5,517.75
05/01/23	756744673	W.W. Grainger, Inc	AP	CAFMA	\$1,927.14
05/01/23	756744674	Hillyard, Inc-Flagstaff	AP	CAFMA	\$969.82
05/01/23	756744675	Interstate Batteries	AP	CAFMA	\$2,430.19
05/01/23	756744676	Jordan Tessa	AP	CAFMA	\$110.00
05/01/23	756744677	JPS Interoperability Solutions	AP	CAFMA	\$3,641.97
05/01/23	756744678	KAIROS Health Arizona, Inc	AP	CAFMA	\$175,858.75
05/01/23	756744679	Lamb Chevrolet	AP	CAFMA	\$417.82
05/01/23	756744680	Linde Gas & Equipment Inc	AP	CAFMA	\$53.18
05/01/23	756744681	Magic Glass, Inc	AP	CAFMA	\$422.50
05/01/23	756744682	Markets West Office Furniture	AP	CAFMA	\$4,277.39
05/01/23	756744683	Matheson Tri-Gas, Inc	AP	CAFMA	\$2,842.41
05/01/23	756744684	THADDEUS MCGUIRE	AP	CAFMA	\$600.00
05/01/23	756744685	Mercury Medical Inc	AP	CAFMA	\$962.10
05/01/23	756744686	Municipal Emergency Svcs Inc	AP	CAFMA	\$913.06
05/01/23	756744687	Mobile Wireless LLC	AP	CAFMA	\$4,800.00
05/01/23	756744689	Boyer, Jason & Patty	AP	CAFMA	\$245.20
05/01/23	756744690	CHRISTOPHERSON, COLLEEN	AP	CAFMA	\$20.29
05/01/23	756744691	Pacific Office Automation	AP	CAFMA	\$1,660.63
05/01/23	756744692	Phillips Heating and Cooling	AP	CAFMA	\$58,219.00
05/01/23	756744693	Public Safety Crisis Solutions	AP	CAFMA	\$350.00

CAFMA-Central Arizona Fire and Medical

BR Checks and Charges Cleared

For the Bank Statement ending: 5/31/23

CAFMA	General Fund	General Fund	1100
-------	--------------	--------------	------

Date	Document	Description	Module	Company	Amount
05/01/23	756744694	Purple Sage Embroidery & Award	AP	CAFMA	\$32.76
05/01/23	756744695	Restored By Faith LLC	AP	CAFMA	\$280.00
05/01/23	756744696	RWC Group	AP	CAFMA	\$1,479.37
05/01/23	756744697	Smart Document Solutions	AP	CAFMA	\$784.47
05/01/23	756744698	Staples Contract & Commerc.Inc	AP	CAFMA	\$252.59
05/01/23	756744699	D.G.Shoemaker & Associates Inc	AP	CAFMA	\$1,211.46
05/01/23	756744700	Teleflex Funding LLC	AP	CAFMA	\$2,611.80
05/01/23	756744701	Tessco, Inc	AP	CAFMA	\$172.02
05/01/23	756744702	Town of Prescott Valley	AP	CAFMA	\$1,353.97
05/01/23	756744703	Unisource Energy Services	AP	CAFMA	\$1,351.10
05/01/23	756744704	United Disposal, Inc	AP	CAFMA	\$264.00
05/01/23	756744705	Wex Bank	AP	CAFMA	\$22,567.52
05/01/23	756744706	W.W. Williams Company LLC	AP	CAFMA	\$54.23
05/01/23	756744707	Yavapai Fleet Yavapai Machine	AP	CAFMA	\$433.40
05/01/23	756744708	YORK CHRYSLER DODGE JEEP RAM	AP	CAFMA	\$1,212.23
05/15/23	756744709	Able Saw, LLC	AP	CAFMA	\$2,578.01
05/15/23	756744710	Arizona General / Ace Hardware	AP	CAFMA	\$40.21
05/15/23	756744711	A & E Reprographics, Inc	AP	CAFMA	\$15.01
05/15/23	756744712	American Express, Inc.	AP	CAFMA	\$82,013.51
05/15/23	756744725	Amsoil Inc	AP	CAFMA	\$5,028.66
05/15/23	756744726	APS	AP	CAFMA	\$14,823.10
05/15/23	756744728	Arizona PPE Recon, Inc	AP	CAFMA	\$36.00
05/15/23	756744729	AutoLiftsUSA LLC	AP	CAFMA	\$2,273.40
05/15/23	756744730	AZ Dept of Forestry & Fire Mgt	AP	CAFMA	\$3,671.25
05/15/23	756744731	Bennett Oil	AP	CAFMA	\$385.73
05/15/23	756744732	Bound Tree Medical LLC	AP	CAFMA	\$5,865.57
05/15/23	756744733	Brightly Software Inc.	AP	CAFMA	\$9,496.48
05/15/23	756744734	Bradshaw Mtn Environmental Inc	AP	CAFMA	\$325.00
05/15/23	756744735	Sparklight	AP	CAFMA	\$119.22
05/15/23	756744736	Chase Bank	AP	CAFMA	\$721,258.27
05/15/23	756744738	Law Off. of Nicolas Cornelius	AP	CAFMA	\$6,260.50
05/15/23	756744739	CS Construction, Inc.	AP	CAFMA	\$43,700.00
05/15/23	756744740	Curtis Tools for Heroes	AP	CAFMA	\$8,290.46
05/15/23	756744744	Dish Network	AP	CAFMA	\$138.11
05/15/23	756744745	Envir. Syst. Research Inst Inc	AP	CAFMA	\$7,806.42
05/15/23	756744746	FACTORY MOTOR PARTS	AP	CAFMA	\$1,041.29
05/15/23	756744747	FEDEX	AP	CAFMA	\$19.34
05/15/23	756744748	Freightliner of AZ, LLC	AP	CAFMA	\$1,403.88
05/15/23	756744749	Galls LLC	AP	CAFMA	\$1,309.10
05/15/23	756744750	Michael M. Golightly & Assoc	AP	CAFMA	\$9,151.39
05/15/23	756744751	W.W. Grainger, Inc	AP	CAFMA	\$94.36
05/15/23	756744752	GRANITE TELECOMMUNICATIONS LLC	AP	CAFMA	\$954.31
05/15/23	756744753	ImageTrend	AP	CAFMA	\$3,722.25
05/15/23	756744754	INSIGHT PUBLIC SECTOR, INC	AP	CAFMA	\$6,928.91
05/15/23	756744756	Interstate Batteries	AP	CAFMA	\$265.76
05/15/23	756744757	JPS Interoperability Solutions	AP	CAFMA	\$4,345.00
05/15/23	756744758	Lamb Chevrolet	AP	CAFMA	\$37.17
05/15/23	756744759	Light House of Arizona	AP	CAFMA	\$87.91
05/15/23	756744760	Manzanita Landscaping, Inc	AP	CAFMA	\$1,357.18
05/15/23	756744761	MAUER SEALING AND STRIPING LLC	AP	CAFMA	\$13,100.00
05/15/23	756744762	Matheson Tri-Gas, Inc	AP	CAFMA	\$368.56
05/15/23	756744763	MILLS, BRETT	AP	CAFMA	\$390.00
05/15/23	756744764	NAPA Auto Parts	AP	CAFMA	\$1,167.93
05/15/23	756744767	Nationwide Retirement Solution	AP	CAFMA	\$10,781.24
05/15/23	756744768	Nationwide Retirement Solution	AP	CAFMA	\$21,086.89
05/15/23	756744769	Northern Arizona Inspection	AP	CAFMA	\$3,000.00
05/15/23	756744770	Northern AZ Premier Termite	AP	CAFMA	\$430.00
05/15/23	756744771	FREILICH, CHERYL & JERRY	AP	CAFMA	\$1,861.11
05/15/23	756744772	O'Reilly Auto Parts	AP	CAFMA	\$555.05
05/15/23	756744774	PAPETTI SAMUELS WEISS MCKIRGAN	AP	CAFMA	\$10,000.00
05/15/23	756744775	Prescott Valley Ace Hardware	AP	CAFMA	\$654.08
05/15/23	756744777	KUTAK ROCK LLP	AP	CAFMA	\$23,231.39

CAFMA-Central Arizona Fire and Medical

BR Checks and Charges Cleared

For the Bank Statement ending: 5/31/23

CAFMA		General Fund			1100
Date	Document	Description	Module	Company	Amount
05/15/23	756744778	RWC Group	AP	CAFMA	\$1,516.34
05/15/23	756744779	Sherwin Williams Company	AP	CAFMA	\$1,315.35
05/15/23	756744780	Besonson Tools LLC	AP	CAFMA	\$91.28
05/15/23	756744781	Staples Contract & Commerc.Inc	AP	CAFMA	\$7,641.37
05/15/23	756744783	Stryker Sales Corporation	AP	CAFMA	\$4,118.97
05/15/23	756744784	Tessco, Inc	AP	CAFMA	\$164.15
05/15/23	756744785	Town of Prescott Valley	AP	CAFMA	\$173.28
05/15/23	756744786	Unisource Energy Services	AP	CAFMA	\$1,021.03
05/15/23	756744787	Verizon Wireless	AP	CAFMA	\$3,862.77
05/15/23	756744788	Yavapai Fleet Yavapai Machine	AP	CAFMA	\$311.85
05/15/23	756744789	YRMCPCH PHYSICIAN PRACTICES	AP	CAFMA	\$294.00
05/25/23	756744797	Arizona PPE Recon, Inc	AP	CAFMA	\$216.00
05/25/23	756744799	Bennett Oil	AP	CAFMA	\$350.13
05/25/23	756744803	Chase Bank	AP	CAFMA	\$684,837.12
05/25/23	756744805	Chase Card Services	AP	CAFMA	\$7,591.95
05/25/23	756744814	Diversified Inspections/ITL	AP	CAFMA	\$1,547.32
05/25/23	756744819	W.W. Grainger, Inc	AP	CAFMA	\$448.91
05/25/23	756744820	KAIROS Health Arizona, Inc	AP	CAFMA	\$176,807.08
05/25/23	756744824	Municipal Emergency Svcs Inc	AP	CAFMA	\$2,843.37
05/25/23	756744832	Prescott Steel & Welding	AP	CAFMA	\$1,148.00
05/25/23	756744836	KUTAK ROCK LLP	AP	CAFMA	\$5,530.59
05/25/23	756744838	Staples Contract & Commerc.Inc	AP	CAFMA	\$78.45
05/25/23	756744839	Tessco, Inc	AP	CAFMA	\$1,449.85
05/25/23	756744841	Town of Prescott Valley	AP	CAFMA	\$914.54
TOTAL CHECKS AND CHARGES CLEARED:					\$3,241,837.51

CAFMA-Central Arizona Fire and Medical

BR Checks and Charges Outstanding

For the Bank Statement ending: 5/31/23

CAFMA		General Fund			1100
Date	Document	Description	Module	Company	Amount
01/23/23	756744143	Arizona General / Ace Hardware	AP	CAFMA	\$9.10
03/06/23	756744340	Arizona Dept. of Public Safety	AP	CAFMA	\$40.00
05/01/23	756744635	AHS Rescue, LLC	AP	CAFMA	\$3,334.17
05/01/23	756744651	Chains Required	AP	CAFMA	\$2,629.45
05/01/23	756744661	Curtis Tools for Heroes	AP	CAFMA	\$32,819.59
05/01/23	756744688	Neumann High Country Doors	AP	CAFMA	\$261.02
05/15/23	756744741	Curtis Tools for Heroes	AP	CAFMA	\$2,364.71
05/15/23	756744742	Curtis Tools for Heroes	AP	CAFMA	\$2,984.98
05/15/23	756744743	Daniel's Tuxedo & Tailor	AP	CAFMA	\$1,242.00
05/15/23	756744755	Int'l Society of Fire Svc Ins	AP	CAFMA	\$1,077.50
05/25/23	756744790	A1 Water Bulk Delivery Svc LLC	AP	CAFMA	\$145.00
05/25/23	756744791	Able Saw, LLC	AP	CAFMA	\$57.65
05/25/23	756744792	A & E Reprographics, Inc	AP	CAFMA	\$195.98
05/25/23	756744793	AHS Rescue, LLC	AP	CAFMA	\$4,998.35
05/25/23	756744794	Arizona Dept. of Public Safety	AP	CAFMA	\$22.00
05/25/23	756744795	Arizona Emergency Products	AP	CAFMA	\$1,134.72
05/25/23	756744796	Arizona Fire District Associat	AP	CAFMA	\$1,015.00
05/25/23	756744798	Auto Trim Plus LLC	AP	CAFMA	\$165.01
05/25/23	756744800	Bound Tree Medical LLC	AP	CAFMA	\$5,505.47
05/25/23	756744801	Brightly Software Inc.	AP	CAFMA	\$9,120.35
05/25/23	756744802	Brookins, Patty	AP	CAFMA	\$250.00
05/25/23	756744809	City of Prescott	AP	CAFMA	\$84,470.32
05/25/23	756744810	City of Prescott	AP	CAFMA	\$183.88
05/25/23	756744811	Crisenberg, Gary	AP	CAFMA	\$1,875.00
05/25/23	756744812	Cross Connections	AP	CAFMA	\$34,921.35
05/25/23	756744813	Curtis Tools for Heroes	AP	CAFMA	\$3,646.13
05/25/23	756744815	FACTORY MOTOR PARTS	AP	CAFMA	\$1,198.92
05/25/23	756744817	FEDEX	AP	CAFMA	\$19.69
05/25/23	756744818	Freightliner of AZ, LLC	AP	CAFMA	\$1,992.19
05/25/23	756744821	Lamb Chevrolet	AP	CAFMA	\$106.72
05/25/23	756744822	JLS Tools, LLC	AP	CAFMA	\$86.67
05/25/23	756744823	Matheson Tri-Gas, Inc	AP	CAFMA	\$2,170.96
05/25/23	756744825	Micronet Communications Inc	AP	CAFMA	\$1,350.00
05/25/23	756744826	DARLING, BRIAN	AP	CAFMA	\$352.68
05/25/23	756744827	CALLANDER, EARL	AP	CAFMA	\$20.53
05/25/23	756744828	RUTHERFORD, TONY	AP	CAFMA	\$27.00
05/25/23	756744829	CAPUTO, ERIK	AP	CAFMA	\$25.68
05/25/23	756744830	SUN VALLEY RIDES, LLC	AP	CAFMA	\$572.00
05/25/23	756744831	Provantage LLC	AP	CAFMA	\$1,013.22
05/25/23	756744833	Prescott Tire Pros & Autom.LLC	AP	CAFMA	\$880.00
05/25/23	756744834	Public Safety Crisis Solutions	AP	CAFMA	\$2,100.00
05/25/23	756744835	The Counseling Office of	AP	CAFMA	\$6,045.00
05/25/23	756744837	RWC Group	AP	CAFMA	\$2,113.18
05/25/23	756744840	The Hike Shack	AP	CAFMA	\$439.31
05/25/23	756744842	Unisource Energy Services	AP	CAFMA	\$257.36
05/25/23	756744843	United Disposal, Inc	AP	CAFMA	\$264.00
05/25/23	756744844	Verizon Wireless	AP	CAFMA	\$1,264.95
TOTAL CHECKS AND CHARGES OUTSTANDING:					\$216,768.79

CAFMA-Central Arizona Fire and Medical
BR Deposits and Credits Cleared
For the Bank Statement ending: 5/31/23

CAFMA		General Fund			1100
Date	Document	Description	Module	Company	Amount
05/04/23	4292	Deposit	AR	CAFMA	\$4,552.25
05/04/23	4293	Deposit	AR	CAFMA	\$6,941.45
05/18/23	4300	Deposit	AR	CAFMA	\$2,742.85
05/18/23	4301	Deposit	AR	CAFMA	\$911.00
05/18/23	4302	Deposit	AR	CAFMA	\$2,701.76
05/30/23	4304	Deposit	AR	CAFMA	\$1,554.57
05/30/23	4305	Deposit	AR	CAFMA	\$1,205.66
05/30/23	4306	Deposit	AR	CAFMA	\$5,829.01
05/30/23	4307	Deposit	AR	CAFMA	\$1,980.18
05/31/23	Cash With Yav Cty	Fire Authority Funding	GL	CAFMA	\$7,360,298.32
TOTAL DEPOSITS AND CREDITS CLEARED:					\$7,388,717.05

CAFMA-Central Arizona Fire and Medical
BR Deposits and Credits Outstanding
For the Bank Statement ending:

Date	Document	Description	Module	Company	Amount
------	----------	-------------	--------	---------	--------

TOTAL DEPOSITS AND CREDITS OUTSTANDING:

Bank Reconciliation Register

Document Number	Date	BR Status	Void?	Description	Date Cleared	Amount
MODULE: CHECKS FROM ACCOUNTS PAYABLE						
BANK CONTROL ID: CAFMA - GENERAL FUND						
756744631	05/01/23	Marked	No	A1 Water Bulk Delivery Svc LLC	06/14/23	\$145.00
756744632	05/01/23	Marked	No	Able Saw, LLC	06/14/23	\$396.03
756744633	05/01/23	Marked	No	Action Graphics	06/14/23	\$1,301.69
756744635	05/01/23	Retrieved	No	AHS Rescue, LLC		\$3,334.17
756744636	05/01/23	Marked	No	Air Instrumentation of CA	06/14/23	\$4,198.38
756744637	05/01/23	Marked	No	AIR TECHNOLOGY SOLUTIONS LLC	06/14/23	\$6,458.00
756744638	05/01/23	Marked	No	APS	06/14/23	\$14,506.88
756744640	05/01/23	Marked	No	Arizona PPE Recon, Inc	06/14/23	\$661.50
756744641	05/01/23	Marked	No	Bennett Oil	06/14/23	\$3,948.95
756744642	05/01/23	Marked	No	Best Pick Disposal, Inc	06/14/23	\$537.87
756744643	05/01/23	Marked	No	Bound Tree Medical LLC	06/14/23	\$27,315.70
756744648	05/01/23	Marked	No	Brookins, Patty	06/14/23	\$250.00
756744649	05/01/23	Marked	No	Sparklight	06/14/23	\$46.48
756744650	05/01/23	Marked	No	CenturyLink	06/14/23	\$179.05
756744651	05/01/23	Retrieved	No	Chains Required		\$2,629.45
756744652	05/01/23	Marked	No	Chase Bank	06/14/23	\$1,298.05
756744653	05/01/23	Marked	No	Chase Bank	06/14/23	\$698,588.83
756744655	05/01/23	Marked	No	City of Prescott	06/14/23	\$99,248.52
756744656	05/01/23	Marked	No	City of Prescott	06/14/23	\$556.33
756744657	05/01/23	Marked	No	Copper State Supply, Inc	06/14/23	\$312.83
756744658	05/01/23	Marked	No	Crew Boss	06/14/23	\$7,272.46
756744659	05/01/23	Marked	No	Crisenbery, Gary	06/14/23	\$1,875.00
756744660	05/01/23	Marked	No	Curtis Tools for Heroes	06/14/23	\$113,050.99
756744661	05/01/23	Retrieved	No	Curtis Tools for Heroes		\$32,819.59
756744662	05/01/23	Marked	No	DELL MARKETING LP	06/14/23	\$198.23
756744663	05/01/23	Marked	No	DS GRIFFEN & ASSOCIATES	06/14/23	\$5,625.00
756744664	05/01/23	Marked	No	Duo Safety Ladder Corp	06/14/23	\$69.37
756744665	05/01/23	Marked	No	Erie & Associates, Inc	06/14/23	\$1,250.00
756744666	05/01/23	Marked	No	FACTORY MOTOR PARTS	06/14/23	\$197.89
756744667	05/01/23	Marked	No	FASTENAL	06/14/23	\$79.79
756744668	05/01/23	Marked	No	FEDEX	06/14/23	\$19.09
756744669	05/01/23	Marked	No	Freightliner of AZ, LLC	06/14/23	\$2,777.04
756744670	05/01/23	Marked	No	Galls LLC	06/14/23	\$549.88
756744671	05/01/23	Marked	No	Globalstar	06/14/23	\$276.30
756744672	05/01/23	Marked	No	Michael M. Golightly & Assoc	06/14/23	\$5,517.75
756744673	05/01/23	Marked	No	W.W. Grainger, Inc	06/14/23	\$1,927.14
756744674	05/01/23	Marked	No	Hillyard, Inc-Flagstaff	06/14/23	\$969.82
756744675	05/01/23	Marked	No	Interstate Batteries	06/14/23	\$2,430.19
756744676	05/01/23	Marked	No	Jordan Tessa	06/14/23	\$110.00
756744677	05/01/23	Marked	No	JPS Interoperability Solutions	06/14/23	\$3,641.97
756744678	05/01/23	Marked	No	KAIROS Health Arizona, Inc	06/14/23	\$175,858.75
756744679	05/01/23	Marked	No	Lamb Chevrolet	06/14/23	\$417.82
756744680	05/01/23	Marked	No	Linde Gas & Equipment Inc	06/14/23	\$53.18
756744681	05/01/23	Marked	No	Magic Glass, Inc	06/14/23	\$422.50
756744682	05/01/23	Marked	No	Markets West Office Furniture	06/14/23	\$4,277.39
756744683	05/01/23	Marked	No	Matheson Tri-Gas, Inc	06/14/23	\$2,842.41
756744684	05/01/23	Marked	No	THADDEUS MCGUIRE	06/14/23	\$600.00
756744685	05/01/23	Marked	No	Mercury Medical Inc	06/14/23	\$962.10
756744686	05/01/23	Marked	No	Municipal Emergency Svcs Inc	06/14/23	\$913.06
756744687	05/01/23	Marked	No	Mobile Wireless LLC	06/14/23	\$4,800.00
756744688	05/01/23	Retrieved	No	Neumann High Country Doors		\$261.02
756744689	05/01/23	Marked	No	Boyer, Jason & Patty	06/14/23	\$245.20
756744690	05/01/23	Marked	No	CHRISTOPHERSON, COLLEEN	06/14/23	\$20.29
756744691	05/01/23	Marked	No	Pacific Office Automation	06/14/23	\$1,660.63
756744692	05/01/23	Marked	No	Phillips Heating and Cooling	06/14/23	\$58,219.00
756744693	05/01/23	Marked	No	Public Safety Crisis Solutions	06/14/23	\$350.00
756744694	05/01/23	Marked	No	Purple Sage Embroidery & Award	06/14/23	\$32.76
756744695	05/01/23	Marked	No	Restored By Faith LLC	06/14/23	\$280.00
756744696	05/01/23	Marked	No	RWC Group	06/14/23	\$1,479.37
756744697	05/01/23	Marked	No	Smart Document Solutions	06/14/23	\$784.47
756744698	05/01/23	Marked	No	Staples Contract & Commmerc.Inc	06/14/23	\$252.59
756744699	05/01/23	Marked	No	D.G.Shoemaker & Associates Inc	06/14/23	\$1,211.46

Bank Reconciliation Register

Document Number	Date	BR Status	Void?	Description	Date Cleared	Amount
MODULE: CHECKS FROM ACCOUNTS PAYABLE						
BANK CONTROL ID: CAFMA - GENERAL FUND						(CONTINUED)
756744700	05/01/23	Marked	No	Teleflex Funding LLC	06/14/23	\$2,611.80
756744701	05/01/23	Marked	No	Tessco, Inc	06/14/23	\$172.02
756744702	05/01/23	Marked	No	Town of Prescott Valley	06/14/23	\$1,353.97
756744703	05/01/23	Marked	No	Unisource Energy Services	06/14/23	\$1,351.10
756744704	05/01/23	Marked	No	United Disposal, Inc	06/14/23	\$264.00
756744705	05/01/23	Marked	No	Wex Bank	06/14/23	\$22,567.52
756744706	05/01/23	Marked	No	W.W. Williams Company LLC	06/14/23	\$54.23
756744707	05/01/23	Marked	No	Yavapai Fleet Yavapai Machine	06/14/23	\$433.40
756744708	05/01/23	Marked	No	YORK CHRYSLER DODGE JEEP RAM	06/14/23	\$1,212.23
756744709	05/15/23	Marked	No	Able Saw, LLC	06/14/23	\$2,578.01
756744710	05/15/23	Marked	No	Arizona General / Ace Hardware	06/14/23	\$40.21
756744711	05/15/23	Marked	No	A & E Reprographics, Inc	06/14/23	\$15.01
756744712	05/15/23	Marked	No	American Express, Inc.	06/14/23	\$82,013.51
756744725	05/15/23	Marked	No	Amsoil Inc	06/14/23	\$5,028.66
756744726	05/15/23	Marked	No	APS	06/14/23	\$14,823.10
756744728	05/15/23	Marked	No	Arizona PPE Recon, Inc	06/14/23	\$36.00
756744729	05/15/23	Marked	No	AutoLiftsUSA LLC	06/14/23	\$2,273.40
756744730	05/15/23	Marked	No	AZ Dept of Forestry & Fire Mgt	06/14/23	\$3,671.25
756744731	05/15/23	Marked	No	Bennett Oil	06/14/23	\$385.73
756744732	05/15/23	Marked	No	Bound Tree Medical LLC	06/14/23	\$5,865.57
756744733	05/15/23	Marked	No	Brightly Software Inc.	06/14/23	\$9,496.48
756744734	05/15/23	Marked	No	Bradshaw Mtn Environmental Inc	06/14/23	\$325.00
756744735	05/15/23	Marked	No	Sparklight	06/14/23	\$119.22
756744736	05/15/23	Marked	No	Chase Bank	06/14/23	\$721,258.27
756744738	05/15/23	Marked	No	Law Off. of Nicolas Cornelius	06/14/23	\$6,260.50
756744739	05/15/23	Marked	No	CS Construction, Inc.	06/14/23	\$43,700.00
756744740	05/15/23	Marked	No	Curtis Tools for Heroes	06/14/23	\$8,290.46
756744741	05/15/23	Retrieved	No	Curtis Tools for Heroes		\$2,364.71
756744742	05/15/23	Retrieved	No	Curtis Tools for Heroes		\$2,984.98
756744743	05/15/23	Retrieved	No	Daniel's Tuxedo & Tailor		\$1,242.00
756744744	05/15/23	Marked	No	Dish Network	06/14/23	\$138.11
756744745	05/15/23	Marked	No	Envir. Syst. Research Inst Inc	06/14/23	\$7,806.42
756744746	05/15/23	Marked	No	FACTORY MOTOR PARTS	06/14/23	\$1,041.29
756744747	05/15/23	Marked	No	FEDEX	06/14/23	\$19.34
756744748	05/15/23	Marked	No	Freightliner of AZ, LLC	06/14/23	\$1,403.88
756744749	05/15/23	Marked	No	Galls LLC	06/14/23	\$1,309.10
756744750	05/15/23	Marked	No	Michael M. Golightly & Assoc	06/14/23	\$9,151.39
756744751	05/15/23	Marked	No	W.W. Grainger, Inc	06/14/23	\$94.36
756744752	05/15/23	Marked	No	GRANITE TELECOMMUNICATIONS LLC	06/14/23	\$954.31
756744753	05/15/23	Marked	No	ImageTrend	06/14/23	\$3,722.25
756744754	05/15/23	Marked	No	INSIGHT PUBLIC SECTOR, INC	06/14/23	\$6,928.91
756744755	05/15/23	Retrieved	No	Int'l Society of Fire Svc Ins		\$1,077.50
756744756	05/15/23	Marked	No	Interstate Batteries	06/14/23	\$265.76
756744757	05/15/23	Marked	No	JPS Interoperability Solutions	06/14/23	\$4,345.00
756744758	05/15/23	Marked	No	Lamb Chevrolet	06/14/23	\$37.17
756744759	05/15/23	Marked	No	Light House of Arizona	06/14/23	\$87.91
756744760	05/15/23	Marked	No	Manzanita Landscaping, Inc	06/14/23	\$1,357.18
756744761	05/15/23	Marked	No	MAUER SEALING AND STRIPING LLC	06/14/23	\$13,100.00
756744762	05/15/23	Marked	No	Matheson Tri-Gas, Inc	06/14/23	\$368.56
756744763	05/15/23	Marked	No	MILLS, BRETT	06/14/23	\$390.00
756744764	05/15/23	Marked	No	NAPA Auto Parts	06/14/23	\$1,167.93
756744767	05/15/23	Marked	No	Nationwide Retirement Solution	06/14/23	\$10,781.24
756744768	05/15/23	Marked	No	Nationwide Retirement Solution	06/14/23	\$21,086.89
756744769	05/15/23	Marked	No	Northern Arizona Inspection	06/14/23	\$3,000.00
756744770	05/15/23	Marked	No	Northern AZ Premier Termite	06/14/23	\$430.00
756744771	05/15/23	Marked	No	FREILICH, CHERYL & JERRY	06/14/23	\$1,861.11
756744772	05/15/23	Marked	No	O'Reilly Auto Parts	06/14/23	\$555.05
756744774	05/15/23	Marked	No	PAPETTI SAMUELS WEISS MCKIRGAN	06/14/23	\$10,000.00
756744775	05/15/23	Marked	No	Prescott Valley Ace Hardware	06/14/23	\$654.08
756744777	05/15/23	Marked	No	KUTAK ROCK LLP	06/14/23	\$23,231.39
756744778	05/15/23	Marked	No	RWC Group	06/14/23	\$1,516.34
756744779	05/15/23	Marked	No	Sherwin Williams Company	06/14/23	\$1,315.35

Document Number	Date	BR Status	Void?	Description	Date Cleared	Amount
MODULE: CHECKS FROM ACCOUNTS PAYABLE						
BANK CONTROL ID: CAFMA - GENERAL FUND						(CONTINUED)
756744780	05/15/23	Marked	No	Besonson Tools LLC	06/14/23	\$91.28
756744781	05/15/23	Marked	No	Staples Contract & Commmerc.Inc	06/14/23	\$7,641.37
756744783	05/15/23	Marked	No	Stryker Sales Corporation	06/14/23	\$4,118.97
756744784	05/15/23	Marked	No	Tessco, Inc	06/14/23	\$164.15
756744785	05/15/23	Marked	No	Town of Prescott Valley	06/14/23	\$173.28
756744786	05/15/23	Marked	No	Unisource Energy Services	06/14/23	\$1,021.03
756744787	05/15/23	Marked	No	Verizon Wireless	06/14/23	\$3,862.77
756744788	05/15/23	Marked	No	Yavapai Fleet Yavapai Machine	06/14/23	\$311.85
756744789	05/15/23	Marked	No	YRMCPC PHYSICIAN PRACTICES	06/14/23	\$294.00
756744790	05/25/23	Retrieved	No	A1 Water Bulk Delivery Svc LLC		\$145.00
756744791	05/25/23	Retrieved	No	Able Saw, LLC		\$57.65
756744792	05/25/23	Retrieved	No	A & E Reprographics, Inc		\$195.98
756744793	05/25/23	Retrieved	No	AHS Rescue, LLC		\$4,998.35
756744794	05/25/23	Retrieved	No	Arizona Dept. of Public Safety		\$22.00
756744795	05/25/23	Retrieved	No	Arizona Emergency Products		\$1,134.72
756744796	05/25/23	Retrieved	No	Arizona Fire District Associat		\$1,015.00
756744797	05/25/23	Marked	No	Arizona PPE Recon, Inc	06/14/23	\$216.00
756744798	05/25/23	Retrieved	No	Auto Trim Plus LLC		\$165.01
756744799	05/25/23	Marked	No	Bennett Oil	06/14/23	\$350.13
756744800	05/25/23	Retrieved	No	Bound Tree Medical LLC		\$5,505.47
756744801	05/25/23	Retrieved	No	Brightly Software Inc.		\$9,120.35
756744802	05/25/23	Retrieved	No	Brookins, Patty		\$250.00
756744803	05/25/23	Marked	No	Chase Bank	06/14/23	\$684,837.12
756744805	05/25/23	Marked	No	Chase Card Services	06/14/23	\$7,591.95
756744809	05/25/23	Retrieved	No	City of Prescott		\$84,470.32
756744810	05/25/23	Retrieved	No	City of Prescott		\$183.88
756744811	05/25/23	Retrieved	No	Crisenberg, Gary		\$1,875.00
756744812	05/25/23	Retrieved	No	Cross Connections		\$34,921.35
756744813	05/25/23	Retrieved	No	Curtis Tools for Heroes		\$3,646.13
756744814	05/25/23	Marked	No	Diversified Inspections/ITL	06/14/23	\$1,547.32
756744815	05/25/23	Retrieved	No	FACTORY MOTOR PARTS		\$1,198.92
756744817	05/25/23	Retrieved	No	FEDEX		\$19.69
756744818	05/25/23	Retrieved	No	Freightliner of AZ, LLC		\$1,992.19
756744819	05/25/23	Marked	No	W.W. Grainger, Inc	06/14/23	\$448.91
756744820	05/25/23	Marked	No	KAIROS Health Arizona, Inc	06/14/23	\$176,807.08
756744821	05/25/23	Retrieved	No	Lamb Chevrolet		\$106.72
756744822	05/25/23	Retrieved	No	JLS Tools, LLC		\$86.67
756744823	05/25/23	Retrieved	No	Matheson Tri-Gas, Inc		\$2,170.96
756744824	05/25/23	Marked	No	Municipal Emergency Svcs Inc	06/14/23	\$2,843.37
756744825	05/25/23	Retrieved	No	Micronet Communications Inc		\$1,350.00
756744826	05/25/23	Retrieved	No	DARLING, BRIAN		\$352.68
756744827	05/25/23	Retrieved	No	CALLANDER, EARL		\$20.53
756744828	05/25/23	Retrieved	No	RUTHERFORD, TONY		\$27.00
756744829	05/25/23	Retrieved	No	CAPUTO, ERIK		\$25.68
756744830	05/25/23	Retrieved	No	SUN VALLEY RIDES, LLC		\$572.00
756744831	05/25/23	Retrieved	No	Provantage LLC		\$1,013.22
756744832	05/25/23	Marked	No	Prescott Steel & Welding	06/14/23	\$1,148.00
756744833	05/25/23	Retrieved	No	Prescott Tire Pros & Autom.LLC		\$880.00
756744834	05/25/23	Retrieved	No	Public Safety Crisis Solutions		\$2,100.00
756744835	05/25/23	Retrieved	No	The Counseling Office of		\$6,045.00
756744836	05/25/23	Marked	No	KUTAK ROCK LLP	06/14/23	\$5,530.59
756744837	05/25/23	Retrieved	No	RWC Group		\$2,113.18
756744838	05/25/23	Marked	No	Staples Contract & Commmerc.Inc	06/14/23	\$78.45
756744839	05/25/23	Marked	No	Tessco, Inc	06/14/23	\$1,449.85
756744840	05/25/23	Retrieved	No	The Hike Shack		\$439.31

CAFMA-Central Arizona Fire and Medical
Bank Reconciliation Register

Document Number	Date	BR Status	Void?	Description	Date Cleared	Amount
TOTAL FOR MODULE:						\$3,445,953.65

MODULE: DEPOSITS FROM ACCOUNTS RECEIVABLE

BANK CONTROL ID: CAFMA - GENERAL FUND						
4292	05/04/23	Marked	No	Deposit	06/14/23	\$4,552.25
4293	05/04/23	Marked	No	Deposit	06/14/23	\$6,941.45
4300	05/18/23	Marked	No	Deposit	06/14/23	\$2,742.85
4301	05/18/23	Marked	No	Deposit	06/14/23	\$911.00
4302	05/18/23	Marked	No	Deposit	06/14/23	\$2,701.76
4304	05/30/23	Marked	No	Deposit	06/14/23	\$1,554.57
4305	05/30/23	Marked	No	Deposit	06/14/23	\$1,205.66
4306	05/30/23	Marked	No	Deposit	06/14/23	\$5,829.01
4307	05/30/23	Marked	No	Deposit	06/14/23	\$1,980.18
SUB TOTAL FOR BANK:						\$28,418.73
TOTAL FOR MODULE:						\$28,418.73

MODULE: JOURNAL ENTRIES FROM GENERAL LEDGER

BANK CONTROL ID: CAFMA - GENERAL FUND						
Cash With Yav Cty	05/31/23	Marked	No	Fire Authority Funding	06/14/23	\$7,360,298.32
SUB TOTAL FOR BANK:						\$7,360,298.32
TOTAL FOR MODULE:						\$7,360,298.32

CAFMA-Central Arizona Fire and Medical
BR Adjustments Report
For the Bank Statement ending:

Date	Document	Description	GL Account	Offset Amt	Adj. Amt
------	----------	-------------	------------	------------	----------

DOCUMENT:

ADJUSTMENT DOCUMENT " TOTAL:

TOTAL FOR ALL ADJUSTMENTS:

6/15/23
11:34:59 AM

CAFMA-Central Arizona Fire and Medical
Income Statement
(Original Budget to Actual Comparison)
For the period of 5/1/2023 Through 5/31/2023

Fund: (10) General Fund

	Current Period					Year To Date			
	Account	Actual	Budget	Variance	%	Actual	Budget	Variance	%
<u>Revenues</u>									
CVFD Funding Requirement	10310000000	\$1,408,970.51	\$0.00	\$1,408,970.51	0.0%	\$5,385,438.07	\$5,575,524.00	\$(190,085.93)	(3.4)%
CYFD Funding Requirement	10320000000	5,951,327.81	0.00	5,951,327.81	0.0	22,786,954.29	23,300,649.00	(513,694.71)	(2.2)
Fire Protection Contracts	10400100000	(151.89)	0.00	(151.89)	0.0	(2,681.86)	180,000.00	(182,681.86)	(101.5)
Outside Agency Work-Vehicle Maint	10430000000	0.00	0.00	0.00	0.0	13,652.16	40,000.00	(26,347.84)	(65.9)
Construction Permits	10440000000	24,401.08	0.00	24,401.08	0.0	155,276.48	51,250.00	104,026.48	203.0
Operational Permits	10442500000	794.00	0.00	794.00	0.0	9,983.98	1,700.00	8,283.98	487.3
Special Events	10443000000	721.00	0.00	721.00	0.0	10,181.00	2,680.00	7,501.00	279.9
State of AZ/Off-District Fires	10480000000	0.00	0.00	0.00	0.0	1,239,233.54	50,000.00	1,189,233.54	2378.5
Interest Income-General Fund	10490000000	0.00	0.00	0.00	0.0	146,237.92	50,000.00	96,237.92	192.5
Interest Income-Cap Rsv Fund	10490100000	0.00	0.00	0.00	0.0	104,874.85	0.00	104,874.85	0.0
Interest Revenue-PSPRS Cont Res Fund	10490200000	0.00	0.00	0.00	0.0	33,155.87	0.00	33,155.87	0.0
Misc. Revenues	10510000000	631.71	0.00	631.71	0.0	190,499.56	110,900.00	79,599.56	71.8
Ambulance Revenue	10511000000	0.00	0.00	0.00	0.0	0.00	2,000,000.00	(2,000,000.00)	(100.0)
Cancer Insurance Premium	10511500000	0.00	0.00	0.00	0.0	10,333.00	0.00	10,333.00	0.0
PAWUIC/ Defensible Space Reimbursements	10512531000	0.00	0.00	0.00	0.0	9,168.26	24,000.00	(14,831.74)	(61.8)
Tech Services Contracting Revenue	10514041000	0.00	0.00	0.00	0.0	150,966.96	175,497.00	(24,530.04)	(14.0)
Supplies for Outside Agency Work	10514141000	0.00	0.00	0.00	0.0	0.00	10,000.00	(10,000.00)	(100.0)
Smart & Safe Prop 207 Revenue	10530000000	0.00	0.00	0.00	0.0	168,374.67	410,000.00	(241,625.33)	(58.9)
Rebates/Refunds	10535000000	165.00	0.00	165.00	0.0	7,962.52	0.00	7,962.52	0.0
Donations	10540000000	1,100.00	0.00	1,100.00	0.0	1,350.00	500.00	850.00	170.0
Grants-FEMA- SAFER	10543000000	0.00	0.00	0.00	0.0	9,800.00	855,235.00	(845,435.00)	(98.9)
Grants - Miscellaneous	10543010000	0.00	0.00	0.00	0.0	11,900.00	0.00	11,900.00	0.0
Misc. Prevention	10560000000	80.00	0.00	80.00	0.0	80.00	2,100.00	(2,020.00)	(96.2)
Warehouse Purchasing Group	10570000000	894.52	0.00	894.52	0.0	110,974.01	210,000.00	(99,025.99)	(47.2)
61 Lease Revenue	10585500000	12.00	0.00	12.00	0.0	18,000.00	30,000.00	(12,000.00)	(40.0)
CARTA Classes	10590000000	1,600.00	0.00	1,600.00	0.0	15,075.00	15,000.00	75.00	0.5
CPR/EMS classes	10590500000	0.00	0.00	0.00	0.0	2,825.00	26,000.00	(23,175.00)	(89.1)
Net Revenues		\$7,390,545.74	\$0.00	\$7,390,545.74	0.0 %	\$30,589,615.28	\$33,121,035.00	\$(2,531,419.72)	(7.6)%
<u>Personnel Expenses</u>									
Salaries/Admin	10610010000	\$131,415.43	\$0.00	\$(131,415.43)	0.0%	\$956,084.25	\$1,048,452.00	\$92,367.75	8.8%
Salaries/Prevention	10610020000	40,610.76	0.00	(40,610.76)	0.0	321,092.29	397,193.00	76,100.71	19.2
Salaries/Operations	10610030000	1,055,187.41	0.00	(1,055,187.41)	0.0	8,163,668.16	9,586,425.00	1,422,756.84	14.8
Salaries/Training	10610035000	27,938.50	0.00	(27,938.50)	0.0	213,359.62	256,633.00	43,273.38	16.9
Salaries/Communications	10610041000	51,714.40	0.00	(51,714.40)	0.0	393,523.78	443,843.00	50,319.22	11.3
Salaries/Facilities Maintenance	10610043000	16,687.20	0.00	(16,687.20)	0.0	126,962.28	139,977.00	13,014.72	9.3
Salaries/Fleet Maint	10610048000	46,032.00	0.00	(46,032.00)	0.0	334,734.55	391,395.00	56,660.45	14.5

6/15/23
11:34:59 AM

CAFMA-Central Arizona Fire and Medical
Income Statement
(Original Budget to Actual Comparison)
For the period of 5/1/2023 Through 5/31/2023

Fund: (10) General Fund

	Account	Actual	Current Period			Actual	Year To Date		
			Budget	Variance	%		Budget	Variance	%
Salaries/Warehouse	10610049000	20,764.80	0.00	(20,764.80)	0.0	157,774.78	175,153.00	17,378.22	9.9
Salaries - Ambulance	10610050000	0.00	0.00	0.00	0.0	0.00	761,494.00	761,494.00	100.0
CEO/ Fire Chief	10610110000	21,004.62	0.00	(21,004.62)	0.0	161,973.95	182,039.00	20,065.05	11.0
Special Detail/Prevention	10610320000	0.00	0.00	0.00	0.0	140.00	0.00	(140.00)	0.0
Special Detail/Fire Pals	10610320400	2,980.00	0.00	(2,980.00)	0.0	9,850.00	12,600.00	2,750.00	21.8
Special Detail/ Babysitting Classes	10610320402	0.00	0.00	0.00	0.0	0.00	250.00	250.00	100.0
Special Detail/Prev/Spec Ev Assign Pay	10610320403	440.00	0.00	(440.00)	0.0	630.00	4,500.00	3,870.00	86.0
Special Detail / OPS	10610330000	0.00	0.00	0.00	0.0	1,340.00	0.00	(1,340.00)	0.0
Spec Det/Ops CPR Prgrm Int/Ext	10610330425	770.00	0.00	(770.00)	0.0	3,950.00	5,000.00	1,050.00	21.0
Telestaff Maintenance	10610330426	0.00	0.00	0.00	0.0	0.00	2,000.00	2,000.00	100.0
Spec Det/Ops Emplpyee Hlth Immuniz Prgrm	10610330431	0.00	0.00	0.00	0.0	0.00	1,400.00	1,400.00	100.0
Spec Det/Ops CISD Program Shift Peers	10610330435	0.00	0.00	0.00	0.0	0.00	500.00	500.00	100.0
Spec Det/Ops/Tower Work	10610330439	0.00	0.00	0.00	0.0	0.00	6,500.00	6,500.00	100.0
Spec Det/Ops Haz Mat Program	10610330440	80.00	0.00	(80.00)	0.0	320.00	625.00	305.00	48.8
Spec Det/Ops Hose Program	10610330441	0.00	0.00	0.00	0.0	0.00	500.00	500.00	100.0
Spec Det/Ops SCBA Program	10610330442	0.00	0.00	0.00	0.0	120.00	6,500.00	6,380.00	98.2
Spec Det/Ops Recruit Academy	10610330447	0.00	0.00	0.00	0.0	44,157.81	8,700.00	(35,457.81)	(407.6)
Spec Det/Ops Promo Testing	10610330449	1,820.00	0.00	(1,820.00)	0.0	8,400.00	8,250.00	(150.00)	(1.8)
Spec Det/ Ops Misc.	10610330452	2,250.00	0.00	(2,250.00)	0.0	34,762.96	8,000.00	(26,762.96)	(334.5)
Spec Duty Training	10610335476	0.00	0.00	0.00	0.0	0.00	2,600.00	2,600.00	100.0
Spec Det/Trng Instr CARTA	10610335479	10,210.00	0.00	(10,210.00)	0.0	12,370.00	5,000.00	(7,370.00)	(147.4)
Spec Det/ In House EMS Training	10610335482	0.00	0.00	0.00	0.0	9,860.00	25,000.00	15,140.00	60.6
Spec Det/Tower Rescue/Instructor	10610335483	0.00	0.00	0.00	0.0	0.00	1,000.00	1,000.00	100.0
Spec Det/ Warehouse	10610349451	0.00	0.00	0.00	0.0	0.00	5,000.00	5,000.00	100.0
Special Detail - Ambulance	10610350000	0.00	0.00	0.00	0.0	0.00	2,000.00	2,000.00	100.0
Acting Pay - Administration	10610410000	52.75	0.00	(52.75)	0.0	422.89	0.00	(422.89)	0.0
Acting Pay - Prevention	10610420000	0.00	0.00	0.00	0.0	91.43	500.00	408.57	81.7
Acting Pay - Ops	10610430000	6,389.75	0.00	(6,389.75)	0.0	43,631.70	52,560.00	8,928.30	17.0
Acting Pay - Tech Services	10610441000	40.00	0.00	(40.00)	0.0	40.00	0.00	(40.00)	0.0
Acting Pay - Fleet Maintenance	10610448000	0.00	0.00	0.00	0.0	190.00	400.00	210.00	52.5
Acting Pay - Warehouse	10610449000	0.00	0.00	0.00	0.0	80.00	0.00	(80.00)	0.0
Supervisory Assignment - Ambulance	10610450000	0.00	0.00	0.00	0.0	0.00	1,000.00	1,000.00	100.0
Vacation/ Sick Leave Buy Back	10610530000	31,868.13	0.00	(31,868.13)	0.0	122,674.69	300,000.00	177,325.31	59.1
O.T. Salaries/Admin	10611010000	518.05	0.00	(518.05)	0.0	976.27	9,000.00	8,023.73	89.2
O.T. Salaries/ Prevention	10611020000	776.08	0.00	(776.08)	0.0	4,855.33	15,000.00	10,144.67	67.6
Recall O.T./Operations	10611030000	2,950.67	0.00	(2,950.67)	0.0	41,840.95	45,000.00	3,159.05	7.0
SWAT Response / Coverage	10611030250	1,051.73	0.00	(1,051.73)	0.0	(2,774.27)	9,000.00	11,774.27	130.8
O.T. Salaries/CARTA	10611035000	0.00	0.00	0.00	0.0	831.70	2,828.00	1,996.30	70.6

6/15/23
11:34:59 AM

CAFMA-Central Arizona Fire and Medical
Income Statement
(Original Budget to Actual Comparison)
For the period of 5/1/2023 Through 5/31/2023

Fund: (10) General Fund

	Account	Current Period				Year To Date			
		Actual	Budget	Variance	%	Actual	Budget	Variance	%
O.T. Salaries/Tech Seives	10611041000	5,636.63	0.00	(5,636.63)	0.0	31,293.41	25,000.00	(6,293.41)	(25.2)
O.T. Salaries/Comm-Outside Agency	10611041561	0.00	0.00	0.00	0.0	(2,510.08)	0.00	2,510.08	0.0
O.T. Salaries/Facilities Maintenance	10611043000	0.00	0.00	0.00	0.0	0.00	5,000.00	5,000.00	100.0
O.T. Salaries/ Fleet Maintenance	10611048000	1,250.37	0.00	(1,250.37)	0.0	9,334.38	23,000.00	13,665.62	59.4
O.T. Salaries/Warehouse	10611049000	0.00	0.00	0.00	0.0	644.88	15,000.00	14,355.12	95.7
Overtime - Ambulance	10611050000	72,709.75	0.00	(72,709.75)	0.0	72,709.75	38,075.00	(34,634.75)	(91.0)
FLSA Pay	10611130000	71,724.85	0.00	(71,724.85)	0.0	544,148.66	718,607.00	174,458.34	24.3
Shift O.T./Operations	10611230000	0.00	0.00	0.00	0.0	0.00	479,321.00	479,321.00	100.0
Shift OT Sal/Ops/Rte Shft Cov(AD,SL,FMLA	10611230200	99,292.42	0.00	(99,292.42)	0.0	764,985.92	0.00	(764,985.92)	0.0
Off District Wildland Fires	10611431000	19,273.20	0.00	(19,273.20)	0.0	465,951.20	50,000.00	(415,951.20)	(831.9)
Training Captain OT	10611535300	1,718.05	0.00	(1,718.05)	0.0	30,979.65	35,200.00	4,220.35	12.0
Trng Cov/Special Duty Pay	10611535304	1,212.35	0.00	(1,212.35)	0.0	5,864.40	4,950.00	(914.40)	(18.5)
Trng Cov/EVOC Driver Training Inst Pay	10611535307	8,218.14	0.00	(8,218.14)	0.0	8,218.14	2,500.00	(5,718.14)	(228.7)
Trng Cov/Swift Water Training Officers	10611535380	5,376.24	0.00	(5,376.24)	0.0	6,096.24	2,500.00	(3,596.24)	(143.8)
Trng Cov/Engine Co Training Coverage	10611835326	0.00	0.00	0.00	0.0	0.00	12,600.00	12,600.00	100.0
Trng Cov/OT Eng Co Trng Coverage	10611835330	0.00	0.00	0.00	0.0	2,776.84	26,500.00	23,723.16	89.5
Trng Cov/ OT Special Ops Training	10611835336	0.00	0.00	0.00	0.0	0.00	3,000.00	3,000.00	100.0
Trng Cov/Paramedic Upgrade Training	10611835337	0.00	0.00	0.00	0.0	0.00	10,000.00	10,000.00	100.0
Trng Cov/ OT TRT/ HAZ MAT Training	10611835338	0.00	0.00	0.00	0.0	0.00	12,000.00	12,000.00	100.0
ASRS Retirement/Admin	10612910000	16,134.22	0.00	(16,134.22)	0.0	96,671.94	94,896.00	(1,775.94)	(1.9)
ASRS Retirement/Prevention	10612920000	849.18	0.00	(849.18)	0.0	20,956.64	35,557.00	14,600.36	41.1
ASRS Retirement/Training	10612935000	565.47	0.00	(565.47)	0.0	4,450.99	4,874.00	423.01	8.7
ASRS Retirement/Tech Services	10612941000	7,417.57	0.00	(7,417.57)	0.0	54,943.13	57,058.00	2,114.87	3.7
ASRS Retirement/Facilities Maintenance	10612943000	2,156.76	0.00	(2,156.76)	0.0	16,409.44	17,644.00	1,234.56	7.0
ASRS Retirement/Fleet Maint	10612948000	3,323.93	0.00	(3,323.93)	0.0	28,431.30	35,987.00	7,555.70	21.0
ASRS Retirement/Warehouse	10612949000	2,637.60	0.00	(2,637.60)	0.0	20,022.67	23,142.00	3,119.33	13.5
ASRS Retirement - Ambulance	10612950000	0.00	0.00	0.00	0.0	0.00	97,673.00	97,673.00	100.0
PSPRS/Admin	10613010000	7,244.76	0.00	(7,244.76)	0.0	53,588.84	157,842.00	104,253.16	66.0
PSPRS/Prevention	10613020000	0.00	0.00	0.00	0.0	50.00	0.00	(50.00)	0.0
PSPRS Operations	10613030000	186,639.68	0.00	(186,639.68)	0.0	1,295,424.60	4,927,817.00	3,632,392.40	73.7
PSPRS/ CARTA	10613035000	4,789.47	0.00	(4,789.47)	0.0	38,874.82	112,235.00	73,360.18	65.4
PSPRS/ Fleet Maint	10613048000	2,909.49	0.00	(2,909.49)	0.0	22,350.38	67,791.00	45,440.62	67.0
PSPRS/COP - Interest	10613130001	0.00	0.00	0.00	0.0	605,459.86	0.00	(605,459.86)	0.0
401A/Admin	10613210000	0.00	0.00	0.00	0.0	0.00	79,296.00	79,296.00	100.0
401A/ Prevention	10613220000	0.00	0.00	0.00	0.0	0.00	13,787.00	13,787.00	100.0
401A Retirement / Ops	10613230000	47,524.12	0.00	(47,524.12)	0.0	354,287.83	734,559.00	380,271.17	51.8
401A/ Fire Chief	10613310000	1,302.30	0.00	(1,302.30)	0.0	22,120.50	35,716.00	13,595.50	38.1
Worker's Comp Insurance/Admin	10615010000	0.00	0.00	0.00	0.0	836.00	44,951.00	44,115.00	98.1

6/15/23
11:34:59 AM

CAFMA-Central Arizona Fire and Medical
Income Statement
(Original Budget to Actual Comparison)
For the period of 5/1/2023 Through 5/31/2023

Fund: (10) General Fund

	Account	Current Period				Year To Date			
		Actual	Budget	Variance	%	Actual	Budget	Variance	%
Worker's Comp/Prevention	10615020000	0.00	0.00	0.00	0.0	0.00	38,270.00	38,270.00	100.0
Worker's Comp / Ops	10615030000	0.00	0.00	0.00	0.0	1,449,320.00	990,613.00	(458,707.00)	(46.3)
Worker's Comp/Training	10615035000	0.00	0.00	0.00	0.0	0.00	23,089.00	23,089.00	100.0
Worker's Comp/Comm	10615041000	0.00	0.00	0.00	0.0	459.00	41,722.00	41,263.00	98.9
Worker's Comp/Facilities	10615043000	0.00	0.00	0.00	0.0	400.00	12,902.00	12,502.00	96.9
Worker's Comp/Maint	10615048000	0.00	0.00	0.00	0.0	(81.00)	36,913.00	36,994.00	100.2
Worker's Comp/Warehouse	10615049000	0.00	0.00	0.00	0.0	1,012.00	16,922.00	15,910.00	94.0
Workers Comp Insurance - Ambulance	10615050000	0.00	0.00	0.00	0.0	0.00	67,765.00	67,765.00	100.0
Worker's Comp/Volunteers	10615110000	0.00	0.00	0.00	0.0	0.00	10.00	10.00	100.0
Worker's Comp Wages Reimbursement	10616500000	3,080.44	0.00	(3,080.44)	0.0	(20,380.23)	0.00	20,380.23	0.0
Unemployment Insurance/Admin	10617010000	6.96	0.00	(6.96)	0.0	129.44	3,211.00	3,081.56	96.0
Unemployment/Prevention	10617020000	0.00	0.00	0.00	0.0	22.41	1,284.00	1,261.59	98.3
Unemployment Insurance/Ops	10617030000	7.12	0.00	(7.12)	0.0	768.36	25,901.00	25,132.64	97.0
Unemployment / Training	10617035000	0.00	0.00	0.00	0.0	16.79	642.00	625.21	97.4
Unemployment/Communications	10617041000	0.00	0.00	0.00	0.0	28.00	1,070.00	1,042.00	97.4
Unemployment/Facilities	10617043000	0.00	0.00	0.00	0.0	11.20	428.00	416.80	97.4
Unemployment/Maint	10617048000	0.00	0.00	0.00	0.0	22.42	1,070.00	1,047.58	97.9
Unemployment/Warehouse	10617049000	0.00	0.00	0.00	0.0	16.81	535.00	518.19	96.9
Unemployment Insurance - Ambulance	10617050000	0.00	0.00	0.00	0.0	0.00	2,783.00	2,783.00	100.0
401A-ASRS/Admin	10618010000	7,617.00	0.00	(7,617.00)	0.0	47,093.33	59,631.00	12,537.67	21.0
401A-ASRS/Prevention	10618020000	407.36	0.00	(407.36)	0.0	11,500.04	16,726.00	5,225.96	31.2
401A-ASRS/Training	10618035000	288.09	0.00	(288.09)	0.0	2,267.58	175.00	(2,092.58)	(1195.8)
401A-ASRS/Communication	10618041000	3,558.24	0.00	(3,558.24)	0.0	26,356.56	29,368.00	3,011.44	10.3
401A-ASRS/Facilities Maint	10618043000	1,034.61	0.00	(1,034.61)	0.0	7,871.64	8,989.00	1,117.36	12.4
401A-ASRS/ Maint	10618048000	1,594.49	0.00	(1,594.49)	0.0	13,679.52	17,645.00	3,965.48	22.5
401A-ASRS/ Warehouse	10618049000	1,302.92	0.00	(1,302.92)	0.0	9,891.53	11,789.00	1,897.47	16.1
401A-ASRS - Ambulance	10618050000	0.00	0.00	0.00	0.0	0.00	49,116.00	49,116.00	100.0
Medicare / Admin	10618110000	2,611.70	0.00	(2,611.70)	0.0	16,899.49	17,973.00	1,073.51	6.0
Medicare Exp/Prevention	10618120000	95.27	0.00	(95.27)	0.0	3,993.95	6,236.00	2,242.05	36.0
Medicare / OPS	10618130000	19,895.16	0.00	(19,895.16)	0.0	147,002.03	165,760.00	18,757.97	11.3
Medicare Exp/CARTA	10618135000	408.59	0.00	(408.59)	0.0	3,497.59	3,762.00	264.41	7.0
Medicare Exp/Communications	10618141000	819.67	0.00	(819.67)	0.0	6,031.79	6,898.00	866.21	12.6
Medicare Exp/Facilities Maintenance	10618143000	238.80	0.00	(238.80)	0.0	1,807.39	2,102.00	294.61	14.0
Medicare Exp/Maint	10618148000	579.05	0.00	(579.05)	0.0	4,746.44	6,015.00	1,268.56	21.1
Medicare Exp/Warehouse	10618149000	303.44	0.00	(303.44)	0.0	2,300.00	2,757.00	457.00	16.6
Medicare Tax - Ambulance	10618150000	0.00	0.00	0.00	0.0	0.00	11,042.00	11,042.00	100.0
Post Employment Health Plan	10618530000	17,376.26	0.00	(17,376.26)	0.0	130,446.41	132,633.00	2,186.59	1.6
Medical Insurance./Admin	10619010000	22,804.56	0.00	(22,804.56)	0.0	132,183.07	167,040.00	34,856.93	20.9

6/15/23
11:34:59 AM

CAFMA-Central Arizona Fire and Medical
Income Statement
(Original Budget to Actual Comparison)
For the period of 5/1/2023 Through 5/31/2023

Fund: (10) General Fund

	Account	Current Period				Year To Date			
		Actual	Budget	Variance	%	Actual	Budget	Variance	%
Medical Insurance/Prevention	10619020000	5,603.72	0.00	(5,603.72)	0.0	38,925.31	57,420.00	18,494.69	32.2
Medical Insurance/OPS	10619030000	162,633.98	0.00	(162,633.98)	0.0	1,027,716.78	1,273,680.00	245,963.22	19.3
Medical Insurance/Training	10619035000	4,141.04	0.00	(4,141.04)	0.0	25,331.73	41,760.00	16,428.27	39.3
Medical Insurance/Comm	10619041000	6,471.72	0.00	(6,471.72)	0.0	42,224.47	57,420.00	15,195.53	26.5
Medical Insurance/Facilities	10619043000	2,704.36	0.00	(2,704.36)	0.0	17,140.92	20,880.00	3,739.08	17.9
Medical Insurance/Maint	10619048000	6,471.72	0.00	(6,471.72)	0.0	40,131.29	54,810.00	14,678.71	26.8
Medical Insurance/Warehouse	10619049000	3,971.04	0.00	(3,971.04)	0.0	25,782.73	31,320.00	5,537.27	17.7
Health Insurance - Ambulance	10619050000	0.00	0.00	0.00	0.0	0.00	135,720.00	135,720.00	100.0
Medical Insurance Assistance/OPS	10619130000	115,452.50	0.00	(115,452.50)	0.0	617,810.50	610,008.00	(7,802.50)	(1.3)
Training and Travel - Facilities Mtc	10659043000	0.00	0.00	0.00	0.0	0.00	1,500.00	1,500.00	100.0
Total Personnel Expenses		\$2,434,938.64	\$0.00	\$(2,434,938.64)	0.0 %	\$19,577,684.74	\$26,193,200.00	\$6,615,515.26	25.3 %
<u>Supply Expenses</u>									
Office Supplies / Admin	10620010000	\$(380.00)	\$0.00	\$380.00	0.0%	\$(615.01)	\$500.00	\$1,115.01	223.0%
Office Supplies / Tech Services	10620041000	0.00	0.00	0.00	0.0	783.89	500.00	(283.89)	(56.8)
Office Supplies	10620049000	1,899.79	0.00	(1,899.79)	0.0	8,113.86	12,500.00	4,386.14	35.1
Supplies - Ambulance	10620050000	0.00	0.00	0.00	0.0	0.00	606.00	606.00	100.0
Computer Supplies & Software / Training	10620135000	0.00	0.00	0.00	0.0	15,933.13	17,200.00	1,266.87	7.4
Computer Supplies & Equipment / Communic	10620141000	44,217.81	0.00	(44,217.81)	0.0	342,227.95	344,065.00	1,837.05	0.5
In House Dupl & Prtg	10620510000	2,445.10	0.00	(2,445.10)	0.0	17,292.17	15,000.00	(2,292.17)	(15.3)
In House Dupl & Prtg/ Warehouse	10620549000	6,455.41	0.00	(6,455.41)	0.0	19,326.03	17,250.00	(2,076.03)	(12.0)
In House Duplicating - Ambulance	10620550000	0.00	0.00	0.00	0.0	0.00	180.00	180.00	100.0
District Fire Corps Program	10621010000	0.00	0.00	0.00	0.0	40.00	500.00	460.00	92.0
District Mapping Program	10621141000	7,806.42	0.00	(7,806.42)	0.0	7,806.42	8,700.00	893.58	10.3
Employee Health & Wellness Supplies	10621230000	0.00	0.00	0.00	0.0	0.00	157.00	157.00	100.0
Medical Supplies	10621530000	28,393.68	0.00	(28,393.68)	0.0	161,020.21	140,499.00	(20,521.21)	(14.6)
Medical Supplies-Disposable-Ambulance	10621550000	0.00	0.00	0.00	0.0	2,000.00	104,340.00	102,340.00	98.1
CPR Supplies & Books	10621630000	1,538.07	0.00	(1,538.07)	0.0	2,058.31	10,000.00	7,941.69	79.4
Medical Equipment Replacement	10621730000	5,759.26	0.00	(5,759.26)	0.0	24,874.55	22,050.00	(2,824.55)	(12.8)
Fuel (Diesel & Gas)	10622048000	27,249.03	0.00	(27,249.03)	0.0	301,890.52	359,500.00	57,609.48	16.0
Fuel - Ambulance	10622050000	0.00	0.00	0.00	0.0	0.00	10,341.00	10,341.00	100.0
Oil & Lubr. (Routine)	10622148000	5,669.68	0.00	(5,669.68)	0.0	23,234.81	25,000.00	1,765.19	7.1
Vehicle Fluid Supplies - Ambulance	10622150000	0.00	0.00	0.00	0.0	0.00	2,000.00	2,000.00	100.0
Uniforms/Admin	10623010000	831.40	0.00	(831.40)	0.0	2,861.34	3,550.00	688.66	19.4
Uniforms/Prevention	10623020000	183.25	0.00	(183.25)	0.0	183.25	3,000.00	2,816.75	93.9
Uniforms/Operations	10623030000	9,255.94	0.00	(9,255.94)	0.0	112,402.84	129,450.00	17,047.16	13.2
Uniforms/Operations - Honor Guard	10623030540	2,875.31	0.00	(2,875.31)	0.0	3,635.86	4,000.00	364.14	9.1
Uniforms - Training	10623035000	0.00	0.00	0.00	0.0	0.00	4,200.00	4,200.00	100.0

6/15/23
11:34:59 AM

CAFMA-Central Arizona Fire and Medical
Income Statement
(Original Budget to Actual Comparison)
For the period of 5/1/2023 Through 5/31/2023

Fund: (10) General Fund

	Account	Actual	Current Period			Actual	Year To Date		
			Budget	Variance	%		Budget	Variance	%
Uniforms/Communications	10623041000	0.00	0.00	0.00	0.0	13.10	2,500.00	2,486.90	99.5
Uniforms-Facilities Maintenance	10623043000	0.00	0.00	0.00	0.0	51.30	1,000.00	948.70	94.9
Uniforms-Fleet Maintenance	10623048000	0.00	0.00	0.00	0.0	0.00	2,750.00	2,750.00	100.0
Uniforms/Warehouse	10623049000	0.00	0.00	0.00	0.0	0.00	1,750.00	1,750.00	100.0
Uniforms - Ambulance	10623050000	0.00	0.00	0.00	0.0	785.54	18,000.00	17,214.46	95.6
Protective Clothing	10623130000	115,663.87	0.00	(115,663.87)	0.0	247,847.97	207,510.00	(40,337.97)	(19.4)
Station Boots	10623130100	3,148.24	0.00	(3,148.24)	0.0	24,445.21	18,300.00	(6,145.21)	(33.6)
Library Reference Materials / Admin	10624010000	0.00	0.00	0.00	0.0	549.04	2,764.00	2,214.96	80.1
Operations Supplies/Routine	10624030000	0.00	0.00	0.00	0.0	1,415.31	5,550.00	4,134.69	74.5
Library Reference Materials/Tr Ctr	10624035000	1,445.98	0.00	(1,445.98)	0.0	4,124.66	6,450.00	2,325.34	36.1
Communications Supplies / Routine	10624041000	115.92	0.00	(115.92)	0.0	327.89	1,000.00	672.11	67.2
Facilities Maint Supplies/Routine	10624043000	0.00	0.00	0.00	0.0	0.00	530.00	530.00	100.0
Supplies/Prevention	10624220000	161.03	0.00	(161.03)	0.0	990.02	2,840.00	1,849.98	65.1
Supplies / Fleet Maintenance	10624248000	3,193.57	0.00	(3,193.57)	0.0	12,133.15	13,000.00	866.85	6.7
Supplies / Warehouse	10624249000	62.65	0.00	(62.65)	0.0	3,211.31	6,000.00	2,788.69	46.5
Library Reference Materials/Prevention	10624320000	0.00	0.00	0.00	0.0	130.00	2,960.00	2,830.00	95.6
Pub Ed/School Ed/Prevention	10624520000	0.00	0.00	0.00	0.0	9,136.40	12,015.00	2,878.60	24.0
Public Education/EMS	10624530000	0.00	0.00	0.00	0.0	0.00	6,500.00	6,500.00	100.0
Supplies-Warehouse Purchasing Group	10624549000	11,485.21	0.00	(11,485.21)	0.0	120,576.73	200,000.00	79,423.27	39.7
PAWUIC Defensiblw Space Grant	10624920010	1,861.11	0.00	(1,861.11)	0.0	11,029.37	24,000.00	12,970.63	54.0
Vehicle Maint (Routine)	10625048000	19,257.04	0.00	(19,257.04)	0.0	134,166.19	164,000.00	29,833.81	18.2
Vehicle Maintenance - Ambulance	10625050000	0.00	0.00	0.00	0.0	2,587.37	6,769.00	4,181.63	61.8
Vehicle Maint (Special Prjcts)	10625148000	3,553.40	0.00	(3,553.40)	0.0	7,013.81	8,000.00	986.19	12.3
FF Equipment Maintenance	10626048000	5,149.49	0.00	(5,149.49)	0.0	20,596.53	21,500.00	903.47	4.2
SCBA Supplies & Maint	10626348000	370.27	0.00	(370.27)	0.0	10,378.98	10,000.00	(378.98)	(3.8)
SCBA Supplies & Maintenance	10626349000	548.46	0.00	(548.46)	0.0	20,564.62	24,500.00	3,935.38	16.1
Tire Replacement	10626548000	14,155.63	0.00	(14,155.63)	0.0	65,204.38	66,000.00	795.62	1.2
Tire Repair	10626648000	2,489.95	0.00	(2,489.95)	0.0	7,353.92	6,500.00	(853.92)	(13.1)
Building Maint Supplies	10627043001	7,948.06	0.00	(7,948.06)	0.0	12,888.23	20,500.00	7,611.77	37.1
Building Maint Supplies/Prevention	10627043002	0.00	0.00	0.00	0.0	38.59	2,500.00	2,461.41	98.5
Building Maint Supplies-Administration	10627043011	471.43	0.00	(471.43)	0.0	4,825.77	7,000.00	2,174.23	31.1
Building Maint Supplies/CARTA	10627043035	1,125.09	0.00	(1,125.09)	0.0	10,765.38	13,500.00	2,734.62	20.3
Building Maint Supplies/Comm Building	10627043041	4,277.39	0.00	(4,277.39)	0.0	4,425.27	4,000.00	(425.27)	(10.6)
Building Maint Supplies/Maint Facility	10627043048	201.84	0.00	(201.84)	0.0	4,633.54	5,000.00	366.46	7.3
Building Maint Supplies/Warehouse	10627043049	0.00	0.00	0.00	0.0	3,337.08	5,000.00	1,662.92	33.3
Building Maint Supplies/Sta 50	10627043050	0.00	0.00	0.00	0.0	4,266.22	4,000.00	(266.22)	(6.7)
Building Maint Supplies/Sta 51	10627043051	0.00	0.00	0.00	0.0	1,608.72	5,600.00	3,991.28	71.3
Building Maint Supplies/Sta 52	10627043052	0.00	0.00	0.00	0.0	480.79	2,000.00	1,519.21	76.0

6/15/23
11:34:59 AM

CAFMA-Central Arizona Fire and Medical
Income Statement
(Original Budget to Actual Comparison)
For the period of 5/1/2023 Through 5/31/2023

Fund: (10) General Fund

	Account	Current Period				Year To Date			
		Actual	Budget	Variance	%	Actual	Budget	Variance	%
Building Maint Supplies/Sta 53	10627043053	0.00	0.00	0.00	0.0	1,923.82	5,000.00	3,076.18	61.5
Building Maint Supplies/Sta 54	10627043054	135.47	0.00	(135.47)	0.0	5,070.59	5,000.00	(70.59)	(1.4)
Building Maint Supplies/Sta 56	10627043056	0.00	0.00	0.00	0.0	1,209.22	2,000.00	790.78	39.5
Building Maint Supplies/Sta 57	10627043057	195.37	0.00	(195.37)	0.0	1,550.57	5,000.00	3,449.43	69.0
Building Maint Supplies/Sta 58	10627043058	0.00	0.00	0.00	0.0	4,250.79	5,000.00	749.21	15.0
Building Maint Supplies/Sta 59	10627043059	804.05	0.00	(804.05)	0.0	1,959.57	5,000.00	3,040.43	60.8
Building Maint Supplies - Station 61	10627043061	905.47	0.00	(905.47)	0.0	6,134.48	9,000.00	2,865.52	31.8
Building Maint Supplies - Station 62	10627043062	480.29	0.00	(480.29)	0.0	2,016.28	5,000.00	2,983.72	59.7
Building Maint Supplies - Station 63	10627043063	1,715.83	0.00	(1,715.83)	0.0	3,741.60	5,000.00	1,258.40	25.2
Building Maint Supplies- Large Projects	10627043100	19,558.00	0.00	(19,558.00)	0.0	94,411.11	150,000.00	55,588.89	37.1
Furniture & Fixture Replacement	10627143000	983.82	0.00	(983.82)	0.0	27,266.98	29,200.00	1,933.02	6.6
Furniture & Fixtures / Warehouse	10627149000	141.92	0.00	(141.92)	0.0	6,431.83	6,000.00	(431.83)	(7.2)
Janitorial / All Stations	10627249000	3,388.51	0.00	(3,388.51)	0.0	31,047.21	33,500.00	2,452.79	7.3
Janitorial Supplies - Ambulance	10627250000	0.00	0.00	0.00	0.0	0.00	1,528.00	1,528.00	100.0
Station Supplies-All Stations	10627349000	3,859.03	0.00	(3,859.03)	0.0	18,486.09	15,000.00	(3,486.09)	(23.2)
Site / Equip Maint Supplies / Comm	10627441000	172.02	0.00	(172.02)	0.0	21,564.17	25,000.00	3,435.83	13.7
Radio/Pager Maintenance	10628041000	39,280.74	0.00	(39,280.74)	0.0	51,397.29	107,500.00	56,102.71	52.2
Supplies for Outside Agency Work	10628141000	0.00	0.00	0.00	0.0	5,039.40	10,000.00	4,960.60	49.6
Supplies for Outside Agency Work	10628148000	1,393.51	0.00	(1,393.51)	0.0	7,212.62	24,000.00	16,787.38	69.9
Batteries / Communications	10628841000	0.00	0.00	0.00	0.0	0.00	150.00	150.00	100.0
Batteries/ All Stations	10628849000	61.36	0.00	(61.36)	0.0	1,755.78	3,170.00	1,414.22	44.6
Firefighter Equipment Replacement	10628930000	18,869.52	0.00	(18,869.52)	0.0	80,919.82	55,600.00	(25,319.82)	(45.5)
Firefighting Equipment New Purchases	10629030000	59,221.81	0.00	(59,221.81)	0.0	63,114.06	80,000.00	16,885.94	21.1
Ambulance Equipment - Routine	10629050000	0.00	0.00	0.00	0.0	0.00	12,800.00	12,800.00	100.0
Haz-Mat Equipment	10629130000	4,283.07	0.00	(4,283.07)	0.0	9,253.74	9,000.00	(253.74)	(2.8)
Comm/Radio Technician Equipment	10629241000	2,320.46	0.00	(2,320.46)	0.0	4,788.56	6,750.00	1,961.44	29.1
Technical Rescue Equipment	10629330000	439.31	0.00	(439.31)	0.0	14,480.68	14,000.00	(480.68)	(3.4)
Drone Program	10629430000	2,786.53	0.00	(2,786.53)	0.0	3,361.53	3,500.00	138.47	4.0
Wildland Equipment Replacement	10629530000	4,129.77	0.00	(4,129.77)	0.0	7,678.13	10,000.00	2,321.87	23.2
CARTA Equipment/ Prop Supplies	10629635000	3,556.05	0.00	(3,556.05)	0.0	8,617.07	32,000.00	23,382.93	73.1
Exercise Equipment - Ops	10629730000	0.00	0.00	0.00	0.0	8,926.64	10,000.00	1,073.36	10.7
Small Tools/Facilities Maintenance	10630043000	3,318.72	0.00	(3,318.72)	0.0	6,845.74	11,500.00	4,654.26	40.5
Small Tools / Maintenance	10630048000	2,739.71	0.00	(2,739.71)	0.0	7,617.85	9,000.00	1,382.15	15.4
Small Tools / Warehouse	10630049000	0.00	0.00	0.00	0.0	409.50	900.00	490.50	54.5
Safety Equip & Supplies/Warehouse	10631049000	0.00	0.00	0.00	0.0	0.00	750.00	750.00	100.0
Total Supply Expenses		\$515,626.12	\$0.00	\$(515,626.12)	0.0 %	\$2,305,455.24	\$2,853,724.00	\$548,268.76	19.2 %

Service Expenses

6/15/23
11:34:59 AM

CAFMA-Central Arizona Fire and Medical
Income Statement
(Original Budget to Actual Comparison)
For the period of 5/1/2023 Through 5/31/2023

Fund: (10) General Fund

	Account	Current Period				Year To Date			
		Actual	Budget	Variance	%	Actual	Budget	Variance	%
Audit & Accounting	10640010000	\$0.00	\$0.00	\$0.00	0.0%	\$25,312.50	\$36,000.00	\$10,687.50	29.7%
Audit & Accounting - Ambulance	10640050000	0.00	0.00	0.00	0.0	0.00	4,320.00	4,320.00	100.0
Other Prof Services/Admin	10640510000	5,710.66	0.00	(5,710.66)	0.0	13,076.67	44,600.00	31,523.33	70.7
Other Prof. Services/Prevention	10640520000	3,000.00	0.00	(3,000.00)	0.0	33,402.50	0.00	(33,402.50)	0.0
Other Prof Services/Ops	10640530000	5,189.05	0.00	(5,189.05)	0.0	45,295.22	47,951.00	2,655.78	5.5
Other Prof Services/Comm	10640541000	5,100.00	0.00	(5,100.00)	0.0	29,555.52	81,500.00	51,944.48	63.7
Other Prof Services/Facilities	10640543000	280.00	0.00	(280.00)	0.0	38,580.30	44,450.00	5,869.70	13.2
Other Professional Services-Ambulance	10640550000	4,118.97	0.00	(4,118.97)	0.0	4,118.97	85,350.00	81,231.03	95.2
Legal Services - Routine	10641010000	5,968.00	0.00	(5,968.00)	0.0	34,568.50	70,000.00	35,431.50	50.6
Legal Services-Non Routine	10641010600	1,250.00	0.00	(1,250.00)	0.0	1,943.00	7,500.00	5,557.00	74.1
Legal Services - CON Legal & Consulting	10641010605	39,054.48	0.00	(39,054.48)	0.0	97,711.40	75,000.00	(22,711.40)	(30.3)
Legal Services - Ambulance	10641050000	0.00	0.00	0.00	0.0	0.00	65,000.00	65,000.00	100.0
Mental Health	10641510000	5,745.00	0.00	(5,745.00)	0.0	63,020.50	89,400.00	26,379.50	29.5
Employee Health / Exams/Ops	10641530000	619.00	0.00	(619.00)	0.0	58,609.00	604,245.00	545,636.00	90.3
Employee Assistance Program	10642010000	2,860.00	0.00	(2,860.00)	0.0	38,281.00	9,200.00	(29,081.00)	(316.1)
Dispatch Services/Ops	10642530000	183,718.84	0.00	(183,718.84)	0.0	707,143.15	1,027,979.00	320,835.85	31.2
Dispatch Services - Ambulance	10642550000	0.00	0.00	0.00	0.0	0.00	100,000.00	100,000.00	100.0
Communications/Admin	10643010000	954.31	0.00	(954.31)	0.0	2,834.49	0.00	(2,834.49)	0.0
Communications	10643041000	6,093.02	0.00	(6,093.02)	0.0	82,987.84	91,700.00	8,712.16	9.5
Communications - Ambulance	10643050000	0.00	0.00	0.00	0.0	0.00	8,000.00	8,000.00	100.0
Postage/Admin	10643510000	0.00	0.00	0.00	0.0	2,140.15	7,550.00	5,409.85	71.7
Shipping / Warehouse	10643549000	58.12	0.00	(58.12)	0.0	1,457.27	1,750.00	292.73	16.7
Postage - Ambulance	10643550000	0.00	0.00	0.00	0.0	0.00	225.00	225.00	100.0
Fire Board Expenses	10644110000	390.85	0.00	(390.85)	0.0	522.44	500.00	(22.44)	(4.5)
Off District Expenses	10644231000	2,425.07	0.00	(2,425.07)	0.0	94,225.33	20,000.00	(74,225.33)	(371.1)
Newspaper Advertising	10647010000	0.00	0.00	0.00	0.0	1,034.28	4,000.00	2,965.72	74.1
Outside Duplication & Printing / Admin	10649010000	15.01	0.00	(15.01)	0.0	1,407.53	1,750.00	342.47	19.6
Outside Dupl & Printing/Prevention	10649020000	195.98	0.00	(195.98)	0.0	2,974.96	1,400.00	(1,574.96)	(112.5)
Outside Dupl & Printing/Ops	10649030000	0.00	0.00	0.00	0.0	2,382.83	2,800.00	417.17	14.9
Insurance	10650010000	0.00	0.00	0.00	0.0	124,956.00	176,000.00	51,044.00	29.0
Insurance - Ambulance	10650050000	0.00	0.00	0.00	0.0	0.00	6,131.00	6,131.00	100.0
Cable TV	10650843000	303.81	0.00	(303.81)	0.0	2,411.28	1,575.00	(836.28)	(53.1)
Cable TV - Ambulance	10650850000	0.00	0.00	0.00	0.0	0.00	100.00	100.00	100.0
Electricity - Admin	10651010000	0.00	0.00	0.00	0.0	(2,908.89)	0.00	2,908.89	0.0
Electricity - OPS	10651030000	0.00	0.00	0.00	0.0	(802.97)	0.00	802.97	0.0
Electric	10651043000	29,329.98	0.00	(29,329.98)	0.0	158,249.66	168,500.00	10,250.34	6.1
Electric - Ambulance	10651050000	0.00	0.00	0.00	0.0	0.00	9,500.00	9,500.00	100.0
Sanitation Charge - Health/Medical Waste	10651230000	0.00	0.00	0.00	0.0	495.64	1,000.00	504.36	50.4

6/15/23
11:34:59 AM

CAFMA-Central Arizona Fire and Medical
Income Statement
(Original Budget to Actual Comparison)
For the period of 5/1/2023 Through 5/31/2023

Fund: (10) General Fund

	Current Period					Year To Date			
	Account	Actual	Budget	Variance	%	Actual	Budget	Variance	%
Sanitation	10651243000	1,065.87	0.00	(1,065.87)	0.0	7,791.72	9,260.00	1,468.28	15.9
Sanitation - Ambulance	10651250000	0.00	0.00	0.00	0.0	0.00	550.00	550.00	100.0
Natural Gas	10652043000	2,629.49	0.00	(2,629.49)	0.0	27,164.51	22,150.00	(5,014.51)	(22.6)
Natural Gas - Ambulance	10652050000	0.00	0.00	0.00	0.0	0.00	1,250.00	1,250.00	100.0
LPG	10653043000	0.00	0.00	0.00	0.0	31,854.90	32,725.00	870.10	2.7
LPG - Ambulance	10653050000	0.00	0.00	0.00	0.0	0.00	1,850.00	1,850.00	100.0
Pest Control	10653543000	430.00	0.00	(430.00)	0.0	4,640.00	5,000.00	360.00	7.2
Water/Sewer	10654043000	3,472.00	0.00	(3,472.00)	0.0	19,470.72	20,940.00	1,469.28	7.0
Water/Sewer - Ambulance	10654050000	0.00	0.00	0.00	0.0	0.00	1,200.00	1,200.00	100.0
Hydrant Maintenance	10655130000	0.00	0.00	0.00	0.0	845.74	3,000.00	2,154.26	71.8
Repair & Maint Equip/Admin	10658010000	0.00	0.00	0.00	0.0	0.00	500.00	500.00	100.0
Outside Repair Equip/ Prevention	10658020000	0.00	0.00	0.00	0.0	0.00	500.00	500.00	100.0
Outside Repair Equip/Ops	10658030000	0.00	0.00	0.00	0.0	31,529.07	24,305.00	(7,224.07)	(29.7)
Outside Repair Equip/ CARTA	10658035000	0.00	0.00	0.00	0.0	0.00	2,000.00	2,000.00	100.0
Outside Repair Equip/Fac Maint	10658043000	0.00	0.00	0.00	0.0	3,371.62	2,700.00	(671.62)	(24.9)
Outside Repair/Veh Maint Equip	10658048000	1,237.61	0.00	(1,237.61)	0.0	24,342.81	22,500.00	(1,842.81)	(8.2)
EMS Training	10658735000	449.82	0.00	(449.82)	0.0	471.88	3,110.00	2,638.12	84.8
CARTA Training Classes	10658835000	583.83	0.00	(583.83)	0.0	7,033.83	15,700.00	8,666.17	55.2
Training & Travel/Admin	10659010000	4,269.31	0.00	(4,269.31)	0.0	25,724.73	24,300.00	(1,424.73)	(5.9)
Training & Travel/Prevention	10659020000	565.44	0.00	(565.44)	0.0	2,531.62	9,800.00	7,268.38	74.2
Training & Travel/OPS	10659030000	3,120.34	0.00	(3,120.34)	0.0	59,730.83	47,105.00	(12,625.83)	(26.8)
Traning & Travel Conference-Honor Guard	10659030540	0.00	0.00	0.00	0.0	0.00	1,500.00	1,500.00	100.0
Training & Travel - Pipes and Drums	10659030541	0.00	0.00	0.00	0.0	0.00	2,500.00	2,500.00	100.0
Training & Travel/CARTA	10659035000	7,619.17	0.00	(7,619.17)	0.0	25,262.81	30,900.00	5,637.19	18.2
Training & Travel/Communications	10659041000	437.60	0.00	(437.60)	0.0	3,001.12	6,500.00	3,498.88	53.8
Travel & Training / Fleet Maintenance	10659048000	0.00	0.00	0.00	0.0	0.00	4,000.00	4,000.00	100.0
Travel & Training / Warehouse	10659049000	0.00	0.00	0.00	0.0	306.49	1,500.00	1,193.51	79.6
Training & Travel - Ambulance	10659050000	0.00	0.00	0.00	0.0	0.00	9,800.00	9,800.00	100.0
Books & Subscriptions / Training Center/	10659135035	0.00	0.00	0.00	0.0	0.00	1,050.00	1,050.00	100.0
ACLS Upgrade	10659335000	0.00	0.00	0.00	0.0	4,936.66	21,930.00	16,993.34	77.5
College - Upper and Lower Division	10659435000	1,505.60	0.00	(1,505.60)	0.0	20,770.60	0.00	(20,770.60)	0.0
Awards / Admin	10659510000	84.17	0.00	(84.17)	0.0	12,411.23	8,200.00	(4,211.23)	(51.4)
Awards / Ops	10659530000	32.76	0.00	(32.76)	0.0	3,539.15	7,375.00	3,835.85	52.0
College - Upper Lower Div	10659535000	0.00	0.00	0.00	0.0	0.00	20,000.00	20,000.00	100.0
Dues / Admin	10660010000	1,325.00	0.00	(1,325.00)	0.0	4,530.71	7,635.00	3,104.29	40.7
Dues/Prevention	10660020000	0.00	0.00	0.00	0.0	2,207.50	1,542.00	(665.50)	(43.2)
Dues/Operations	10660030000	0.00	0.00	0.00	0.0	443.00	4,400.00	3,957.00	89.9
Dues/CARTA	10660035000	1,077.50	0.00	(1,077.50)	0.0	1,077.50	1,635.00	557.50	34.1

6/15/23
11:34:59 AM

CAFMA-Central Arizona Fire and Medical
Income Statement
(Original Budget to Actual Comparison)
For the period of 5/1/2023 Through 5/31/2023

Fund: (10) General Fund

	Account	Current Period				Year To Date			
		Actual	Budget	Variance	%	Actual	Budget	Variance	%
Dues/Warehouse	10660049000	0.00	0.00	0.00	0.0	0.00	200.00	200.00	100.0
Dues - AZ Ambulance Association	10660050000	0.00	0.00	0.00	0.0	0.00	1,000.00	1,000.00	100.0
Misc/Admin	10661010000	614.54	0.00	(614.54)	0.0	11,358.83	2,500.00	(8,858.83)	(354.4)
Misc/Prevention	10661020000	0.00	0.00	0.00	0.0	921.71	2,880.00	1,958.29	68.0
Misc/Operations	10661030000	3,398.96	0.00	(3,398.96)	0.0	4,295.25	0.00	(4,295.25)	0.0
Misc/Operations - Routine	10661030490	0.00	0.00	0.00	0.0	0.00	2,250.00	2,250.00	100.0
Misc/Operations - Fire Rehab	10661030491	0.00	0.00	0.00	0.0	141.74	2,250.00	2,108.26	93.7
Misc/Operations	10661030492	0.00	0.00	0.00	0.0	27.00	550.00	523.00	95.1
Misc/Promotional Testing	10661030494	0.00	0.00	0.00	0.0	0.00	2,000.00	2,000.00	100.0
Misc/Captain Promotional Testing	10661030496	671.22	0.00	(671.22)	0.0	671.22	1,200.00	528.78	44.1
Misc/Firefighter Recruitment Supplies	10661030498	0.00	0.00	0.00	0.0	0.00	200.00	200.00	100.0
Misc/Training Center	10661035000	0.00	0.00	0.00	0.0	274.56	0.00	(274.56)	0.0
Misc/Fleet	10661048000	0.00	0.00	0.00	0.0	208.29	0.00	(208.29)	0.0
Misc/Warehouse	10661049000	0.00	0.00	0.00	0.0	173.55	0.00	(173.55)	0.0
Miscellaneous - Ambulance	10661050000	0.00	0.00	0.00	0.0	0.00	1,000.00	1,000.00	100.0
Contract Services / Comm & IT	10663041000	0.00	0.00	0.00	0.0	7,729.03	8,400.00	670.97	8.0
Total Service Expenses		\$336,970.38	\$0.00	\$(336,970.38)	0.0 %	\$2,015,778.00	\$3,300,318.00	\$1,284,540.00	38.9 %
<u>Capital Expenses</u>									
Allocation to Capital Reserve Account	10770100000	\$0.00	\$0.00	\$0.00	0.0%	\$0.00	\$100,000.00	\$100,000.00	100.0%
Capital Outlay/ Facilities	10772043000	59,818.15	0.00	(59,818.15)	0.0	262,488.03	134,500.00	(127,988.03)	(95.2)
Capital Outlay/ Vehicles/ Prevention	10773020000	487.80	0.00	(487.80)	0.0	338,974.68	0.00	(338,974.68)	0.0
Capital Outlay/Vehicles/OPS	10773030000	1,148.00	0.00	(1,148.00)	0.0	164,907.79	445,314.00	280,406.21	63.0
Capital Outlay/ Vehicles/ Tech Services	10773041000	0.00	0.00	0.00	0.0	65,737.82	0.00	(65,737.82)	0.0
Capital Outlay/ Vehicles/ Warehouse	10773049000	0.00	0.00	0.00	0.0	81,730.09	0.00	(81,730.09)	0.0
Capital Outlay/ Equip/ Prevention	10774020000	0.00	0.00	0.00	0.0	0.00	120,000.00	120,000.00	100.0
Capital Outlay/ Equip/ OPS	10774030000	0.00	0.00	0.00	0.0	136,791.37	177,265.00	40,473.63	22.8
Capital Outlay/ Equip/ Facilities	10774043000	0.00	0.00	0.00	0.0	5,801.10	0.00	(5,801.10)	0.0
Capital Outlay/ Equip/ Fleet Maintenance	10774048000	0.00	0.00	0.00	0.0	25,201.64	23,000.00	(2,201.64)	(9.6)
Capital Outlay/ Equip/ Warehouse	10774049000	0.00	0.00	0.00	0.0	7,899.21	0.00	(7,899.21)	0.0
Capital Outlay-Equipment-Ambulance	10774050000	0.00	0.00	0.00	0.0	0.00	35,814.00	35,814.00	100.0
Capital Outlay - Comm/IT	10775041000	51,686.97	0.00	(51,686.97)	0.0	501,066.64	300,000.00	(201,066.64)	(67.0)
Total Capital Expenses		\$113,140.92	\$0.00	\$(113,140.92)	0.0 %	\$1,590,598.37	\$1,335,893.00	\$(254,705.37)	(19.1)%
Total Expenses		\$3,400,676.06		\$(3,400,676.06)		\$25,489,516.35	\$33,683,135.00	\$8,193,618.65	24.3%
Income (Loss) from Operations		\$3,989,869.68	\$0.00	\$3,989,869.68	0.0%	\$5,100,098.93	\$(562,100.00)	\$5,662,198.93	1007.3%

Contingency

6/15/23
11:34:59 AM

CAFMA-Central Arizona Fire and Medical
Income Statement
(Original Budget to Actual Comparison)
For the period of 5/1/2023 Through 5/31/2023

Fund: (10) General Fund

	Account	Actual	Current Period		%	Actual	Year To Date		%
			Budget	Variance			Budget	Variance	
Funded Contingency/Admin	10780010000	\$0.00	\$0.00	\$0.00	0.0%	\$0.00	\$(124,350.00)	\$124,350.00	100.0%
Funded Contingency/Prevention	10780020000	0.00	0.00	0.00	0.0	0.00	(33,013.00)	33,013.00	100.0
Funded Contingency/OPS	10780030000	0.00	0.00	0.00	0.0	0.00	(1,141,072.00)	1,141,072.00	100.0
Funded Contingency/Training	10780035000	0.00	0.00	0.00	0.0	0.00	(30,004.00)	30,004.00	100.0
Funded Contingency/Tech Serv	10780041000	0.00	0.00	0.00	0.0	0.00	(67,832.00)	67,832.00	100.0
Funded Contingency/Facilities	10780043000	0.00	0.00	0.00	0.0	0.00	(41,203.00)	41,203.00	100.0
Funded Contingency/Warehouse	10780049000	0.00	0.00	0.00	0.0	0.00	(30,319.00)	30,319.00	100.0
Contingency - Ambulance	10780050000	0.00	0.00	0.00	0.0	0.00	(76,964.00)	76,964.00	100.0
Total Contingency		\$0.00	\$0.00	\$0.00	0.0 %	\$0.00	\$(1,544,757.00)	\$1,544,757.00	100.0 %
Net Income (Loss)		\$3,989,869.68	\$0.00	\$3,989,869.68	0.0%	\$5,100,098.93	\$(2,106,857.00)	\$7,206,955.93	342.1%

6/15/23
11:35:33 AM

CAFMA-Central Arizona Fire and Medical

Balance Sheet
As of 5/31/2023

Assets

Current Assets

Cash with Yavapai County	\$11,011,621.10	
PSPRS Contingency Res Fund Restricted	2,033,155.87	
115 Trust - Restricted	7,501,294.00	
Capital Reserve Fund	7,556,116.85	
Accounts Receivable	230,092.48	
Retiree/Insurance Receivable	6,991.16	
Total Current Assets		\$28,339,271.46
Total Assets		\$28,339,271.46

Liabilities and Net Assets

Current Liabilities

Accrued Payroll Expenses	\$(389.38)	
Credit Card Payable	(105,340.36)	
PSPRS Payable	250.15	
ASRS Payable	0.48	
Medical Insurance Withheld	200.63	
Dental Insurance Withheld	129.38	
Vision Insurance Withheld	71.28	
HSA Withheld	(762.75)	
Supplemental Insurance Withheld	(81.08)	
PSPRDCRP-PSPRS DC	67.97	
Total Current Liabilities		\$(105,853.68)
Total Liabilities		\$(105,853.68)

Net Assets

Fund Balance	\$23,345,026.21	
Current Year Net Assets	5,100,098.93	
Total Net Assets		28,445,125.14
Total Liabilities and Net Assets		\$28,339,271.46

CAFMA-Central Arizona Fire and Medical
GL Account Ledger - Detail By Period
5/1/2023 through 5/31/2023

Batch	Journal	Entry #	Date	Job	Document	Description	Debits	Credits	Balance
10.1100.0.0.000		CASH WITH YAVAPAI COUNTY							\$7,068,857.70
2264	CD	1491906	05/01/23		756744631	A1 Water Bulk Delivery Svc LLC - Cash Disbursement A1WADE	-	145.00	7,068,712.70
2264	CD	1491908	05/01/23		756744632	Able Saw, LLC - Cash Disbursement ABLSAW	-	396.03	7,068,316.67
2264	CD	1491913	05/01/23		756744633	Action Graphics - Cash Disbursement ACTGRA	-	1,301.69	7,067,014.98
2264	CD	1491932	05/01/23		756744635	AHS Rescue, LLC - Cash Disbursement AHSRES	-	3,334.17	7,063,680.81
2264	CD	1491936	05/01/23		756744636	Air Instrumentation of CA - Cash Disbursement AIINCA	-	4,198.38	7,059,482.43
2264	CD	1491941	05/01/23		756744637	AIR TECHNOLOGY SOLUTIONS LLC - Cash Disbursement AITESO	-	6,458.00	7,053,024.43
2264	CD	1491944	05/01/23		756744638	APS - Cash Disbursement APS	-	14,506.88	7,038,517.55
2264	CD	1491971	05/01/23		756744640	Arizona PPE Recon, Inc - Cash Disbursement ARPPER	-	661.50	7,037,856.05
2264	CD	1491976	05/01/23		756744641	Bennett Oil - Cash Disbursement BENOIL	-	3,948.95	7,033,907.10
2264	CD	1491979	05/01/23		756744642	Best Pick Disposal, Inc - Cash Disbursement BEPIDI	-	537.87	7,033,369.23
2264	CD	1491988	05/01/23		756744643	Bound Tree Medical LLC - Cash Disbursement BOTRME	-	27,315.70	7,006,053.53
2264	CD	1492065	05/01/23		756744648	Brookins, Patty - Cash Disbursement BROPAT	-	250.00	7,005,803.53
2264	CD	1492067	05/01/23		756744649	Sparklight - Cash Disbursement CABONE	-	46.48	7,005,757.05
2264	CD	1492070	05/01/23		756744650	CenturyLink - Cash Disbursement CENLIN	-	179.05	7,005,578.00
2264	CD	1492074	05/01/23		756744651	Chains Required - Cash Disbursement CHAREQ	-	2,629.45	7,002,948.55
2264	CD	1492077	05/01/23		756744652	Chase Bank - Cash Disbursement CHASE	-	1,298.05	7,001,650.50
2264	CD	1492093	05/01/23		756744653	Chase Bank - Cash Disbursement CHASE	-	698,588.83	6,303,061.67
2264	CD	1492120	05/01/23		756744655	City of Prescott - Cash Disbursement CITPRE	-	99,248.52	6,203,813.15
2264	CD	1492122	05/01/23		756744656	City of Prescott - Cash Disbursement CITPRE	-	556.33	6,203,256.82
2264	CD	1492126	05/01/23		756744657	Copper State Supply, Inc - Cash Disbursement COSTSU	-	312.83	6,202,943.99
2264	CD	1492130	05/01/23		756744658	Crew Boss - Cash Disbursement CREBOS	-	7,272.46	6,195,671.53
2264	CD	1492140	05/01/23		756744659	Crisenbery, Gary - Cash Disbursement CRIGAR	-	1,875.00	6,193,796.53
2264	CD	1492142	05/01/23		756744660	Curtis Tools for Heroes - Cash Disbursement CUTOHE	-	113,050.99	6,080,745.54
2264	CD	1492159	05/01/23		756744661	Curtis Tools for Heroes - Cash Disbursement CUTOHE	-	32,819.59	6,047,925.95
2264	CD	1492169	05/01/23		756744662	DELL MARKETING LP - Cash Disbursement DELL	-	198.23	6,047,727.72
2264	CD	1492173	05/01/23		756744663	DS GRIFFEN & ASSOCIATES - Cash Disbursement DSGRAS	-	5,625.00	6,042,102.72
2264	CD	1492175	05/01/23		756744664	Duo Safety Ladder Corp - Cash Disbursement DUSALA	-	69.37	6,042,033.35
2264	CD	1492178	05/01/23		756744665	Erie & Associates, Inc - Cash Disbursement ERIASS	-	1,250.00	6,040,783.35
2264	CD	1492180	05/01/23		756744666	FACTORY MOTOR PARTS - Cash Disbursement FAMOPA	-	197.89	6,040,585.46
2264	CD	1492191	05/01/23		756744667	FASTENAL - Cash Disbursement FASTEN	-	79.79	6,040,505.67
2264	CD	1492194	05/01/23		756744668	FEDEX - Cash Disbursement FEDEXP	-	19.09	6,040,486.58
2264	CD	1492196	05/01/23		756744669	Freightliner of AZ, LLC - Cash Disbursement FROFAR	-	2,777.04	6,037,709.54
2264	CD	1492200	05/01/23		756744670	Galls LLC - Cash Disbursement GALLS	-	549.88	6,037,159.66
2264	CD	1492207	05/01/23		756744671	Globalstar - Cash Disbursement GLOBAL	-	276.30	6,036,883.36
2264	CD	1492209	05/01/23		756744672	Michael M. Golightly & Assoc - Cash Disbursement GOLMIC	-	5,517.75	6,031,365.61
2264	CD	1492216	05/01/23		756744673	W.W. Grainger, Inc - Cash Disbursement GRAING	-	1,927.14	6,029,438.47
2264	CD	1492230	05/01/23		756744674	Hillyard, Inc-Flagstaff - Cash Disbursement HILLYA	-	969.82	6,028,468.65
2264	CD	1492240	05/01/23		756744675	Interstate Batteries - Cash Disbursement INTBAT	-	2,430.19	6,026,038.46
2264	CD	1492245	05/01/23		756744676	Jordan Tessa - Cash Disbursement JORTES	-	110.00	6,025,928.46
2264	CD	1492247	05/01/23		756744677	JPS Interoperability Solutions - Cash Disbursement JPSINT	-	3,641.97	6,022,286.49

CAFMA-Central Arizona Fire and Medical
GL Account Ledger - Detail By Period
5/1/2023 through 5/31/2023

Batch	Journal	Entry #	Date	Job	Document	Description	Debits	Credits	Balance
10.1100.0.0.000			CASH WITH YAVAPAI COUNTY (CONTINUED)						
2264	CD	1492252	05/01/23		756744678	KAIROS Health Arizona, Inc - Cash Disbursement KAIROS	\$-	\$175,858.75	\$5,846,427.74
2264	CD	1492267	05/01/23		756744679	Lamb Chevrolet - Cash Disbursement LAMCHE	-	417.82	5,846,009.92
2264	CD	1492270	05/01/23		756744680	Linde Gas & Equipment Inc - Cash Disbursement LIGAEQ	-	53.18	5,845,956.74
2264	CD	1492273	05/01/23		756744681	Magic Glass, Inc - Cash Disbursement MAGGLA	-	422.50	5,845,534.24
2264	CD	1492278	05/01/23		756744682	Markets West Office Furniture - Cash Disbursement MARWES	-	4,277.39	5,841,256.85
2264	CD	1492282	05/01/23		756744683	Matheson Tri-Gas, Inc - Cash Disbursement MATTRI	-	2,842.41	5,838,414.44
2264	CD	1492291	05/01/23		756744684	THADDEUS MCGUIRE - Cash Disbursement MCGTHA	-	600.00	5,837,814.44
2264	CD	1492293	05/01/23		756744685	Mercury Medical Inc - Cash Disbursement MERMED	-	962.10	5,836,852.34
2264	CD	1492298	05/01/23		756744686	Municipal Emergency Svcs Inc - Cash Disbursement MES	-	913.06	5,835,939.28
2264	CD	1492303	05/01/23		756744687	Mobile Wireless LLC - Cash Disbursement MOBWIR	-	4,800.00	5,831,139.28
2264	CD	1492305	05/01/23		756744688	Neumann High Country Doors - Cash Disbursement NEUHCD	-	261.02	5,830,878.26
2264	CD	1492308	05/01/23		756744689	Boyer, Jason & Patty - Cash Disbursement ONETIM	-	245.20	5,830,633.06
2264	CD	1492310	05/01/23		756744690	CHRISTOPHERSON, COLLEEN - Cash Disbursement ONETIM	-	20.29	5,830,612.77
2264	CD	1492312	05/01/23		756744691	Pacific Office Automation - Cash Disbursement PAOFAU	-	1,660.63	5,828,952.14
2264	CD	1492317	05/01/23		756744692	Phillips Heating and Cooling - Cash Disbursement PHHECO	-	58,219.00	5,770,733.14
2264	CD	1492321	05/01/23		756744693	Public Safety Crisis Solutions - Cash Disbursement PUSACR	-	350.00	5,770,383.14
2264	CD	1492324	05/01/23		756744694	Purple Sage Embroidery & Award - Cash Disbursement PUSAEM	-	32.76	5,770,350.38
2264	CD	1492327	05/01/23		756744695	Restored By Faith LLC - Cash Disbursement REBYFA	-	280.00	5,770,070.38
2264	CD	1492329	05/01/23		756744696	RWC Group - Cash Disbursement RWCINT	-	1,479.37	5,768,591.01
2264	CD	1492345	05/01/23		756744697	Smart Document Solutions - Cash Disbursement SMDOSO	-	784.47	5,767,806.54
2264	CD	1492359	05/01/23		756744698	Staples Contract & Commerc.Inc - Cash Disbursement STACOM	-	252.59	5,767,553.95
2264	CD	1492364	05/01/23		756744699	D.G.Shoemaker & Associates Inc - Cash Disbursement SUNSUP	-	1,211.46	5,766,342.49
2264	CD	1492370	05/01/23		756744700	Teleflex Funding LLC - Cash Disbursement TELEFL	-	2,611.80	5,763,730.69
2264	CD	1492381	05/01/23		756744701	Tessco, Inc - Cash Disbursement TESSCO	-	172.02	5,763,558.67
2264	CD	1492385	05/01/23		756744702	Town of Prescott Valley - Cash Disbursement TOPRVA	-	1,353.97	5,762,204.70
2264	CD	1492391	05/01/23		756744703	Unisource Energy Services - Cash Disbursement UNENSE	-	1,351.10	5,760,853.60
2264	CD	1492400	05/01/23		756744704	United Disposal, Inc - Cash Disbursement UNIDIS	-	264.00	5,760,589.60
2264	CD	1492402	05/01/23		756744705	Wex Bank - Cash Disbursement WEXBAN	-	22,567.52	5,738,022.08
2264	CD	1492404	05/01/23		756744706	W.W. Williams Company LLC - Cash Disbursement WWWILL	-	54.23	5,737,967.85
2264	CD	1492407	05/01/23		756744707	Yavapai Fleet Yavapai Machine - Cash Disbursement YAFLIN	-	433.40	5,737,534.45
2264	CD	1492410	05/01/23		756744708	YORK CHRYSLER DODGE JEEP RAM - Cash Disbursement YORK	-	1,212.23	5,736,322.22
2264	CD	1492101	05/01/23		DIR.DEP.PPE.04.22.:	Chase Bank - PR - DIRECT DEPOSIT PPE 4/22/2023	392,224.24	-	6,128,546.46

CAFMA-Central Arizona Fire and Medical
GL Account Ledger - Detail By Period
5/1/2023 through 5/31/2023

Batch	Journal	Entry #	Date	Job	Document	Description	Debits	Credits	Balance
10.1100.0.0.000			CASH WITH YAVAPAI COUNTY (CONTINUED)						
2263	PR	1487877	05/02/23		27641	Abel, Todd D. - Payroll Bi-Weekly-Direct Deposit 5/2/2023	\$-	\$3,546.98	\$6,124,999.48
2263	PR	1487903	05/02/23		27642	Anglin, Jake J. - Payroll Bi-Weekly-Direct Deposit 5/2/2023	-	999.04	6,124,000.44
2263	PR	1487933	05/02/23		27643	Apolinar, Johnathan R. - Payroll Bi-Weekly-Direct Deposit 5/2/2023	-	1,980.25	6,122,020.19
2263	PR	1487961	05/02/23		27644	Aponte, Anthony M. - Payroll Bi-Weekly-Direct Deposit 5/2/2023	-	1,467.90	6,120,552.29
2263	PR	1487984	05/02/23		27645	Baker, Mark A. - Payroll Bi-Weekly-Direct Deposit 5/2/2023	-	2,178.67	6,118,373.62
2263	PR	1488006	05/02/23		27646	Barnum, Josh M. - Payroll Bi-Weekly-Direct Deposit 5/2/2023	-	2,154.11	6,116,219.51
2263	PR	1488035	05/02/23		27647	Basurto-Cancino, Leobardo - Payroll Bi-Weekly-Direct Deposit 5/2/2023	-	2,261.53	6,113,957.98
2263	PR	1488060	05/02/23		27648	Blair, Wyatt L. - Payroll Bi-Weekly-Direct Deposit 5/2/2023	-	1,718.74	6,112,239.24
2263	PR	1488081	05/02/23		27649	Blum, Rodney A. - Payroll Bi-Weekly-Direct Deposit 5/2/2023	-	1,846.86	6,110,392.38
2263	PR	1488105	05/02/23		27650	Breyer, Samuel H. - Payroll Bi-Weekly-Direct Deposit 5/2/2023	-	1,803.28	6,108,589.10
2263	PR	1488127	05/02/23		27651	Brown Jr, Dennis F. - Payroll Bi-Weekly-Direct Deposit 5/2/2023	-	3,353.11	6,105,235.99
2263	PR	1488150	05/02/23		27652	Brunk, Jacob A. - Payroll Bi-Weekly-Direct Deposit 5/2/2023	-	1,743.62	6,103,492.37
2263	PR	1488175	05/02/23		27653	Buchanan, Ben D. - Payroll Bi-Weekly-Direct Deposit 5/2/2023	-	3,313.70	6,100,178.67
2263	PR	1488197	05/02/23		27654	Bulters, Scott D. - Payroll Bi-Weekly-Direct Deposit 5/2/2023	-	2,393.73	6,097,784.94
2263	PR	1488221	05/02/23		27655	Buntin, Darrell R. - Payroll Bi-Weekly-Direct Deposit 5/2/2023	-	2,761.03	6,095,023.91
2263	PR	1488244	05/02/23		27656	Burch, Brian J. - Payroll Bi-Weekly-Direct Deposit 5/2/2023	-	2,296.19	6,092,727.72
2263	PR	1488273	05/02/23		27657	Burch, Caden C. - Payroll Bi-Weekly-Direct Deposit 5/2/2023	-	1,628.77	6,091,098.95
2263	PR	1488297	05/02/23		27658	Burchard, Benjamin A. - Payroll Bi-Weekly-Direct Deposit 5/2/2023	-	1,336.62	6,089,762.33
2263	PR	1488317	05/02/23		27659	Bushman, James V. - Payroll Bi-Weekly-Direct Deposit 5/2/2023	-	2,601.95	6,087,160.38
2263	PR	1488342	05/02/23		27660	Butler, Jason - Payroll Bi-Weekly-Direct Deposit 5/2/2023	-	2,833.80	6,084,326.58
2263	PR	1488370	05/02/23		27661	Butterfield, Jesse D. - Payroll Bi-Weekly-Direct Deposit 5/2/2023	-	1,603.54	6,082,723.04
2263	PR	1488393	05/02/23		27662	Carothers, Robert C. - Payroll Bi-Weekly-Direct Deposit 5/2/2023	-	5,562.79	6,077,160.25
2263	PR	1488423	05/02/23		27663	Cazaly, Marshall - Payroll Bi-Weekly-Direct Deposit 5/2/2023	-	4,338.18	6,072,822.07
2263	PR	1488440	05/02/23		27664	Clark, Shelly - Payroll Bi-Weekly-Direct Deposit 5/2/2023	-	620.41	6,072,201.66
2263	PR	1488470	05/02/23		27665	Collins, Seth M. - Payroll Bi-Weekly-Direct Deposit 5/2/2023	-	2,221.15	6,069,980.51

CAFMA-Central Arizona Fire and Medical
GL Account Ledger - Detail By Period
5/1/2023 through 5/31/2023

Batch	Journal	Entry #	Date	Job	Document	Description	Debits	Credits	Balance
10.1100.0.0.000			CASH WITH YAVAPAI COUNTY (CONTINUED)						
2263	PR	1488478	05/02/23		27666	Cook, Charles - Payroll Bi-Weekly-Direct Deposit 5/2/2023	\$-	\$7,956.85	\$6,062,023.66
2263	PR	1488502	05/02/23		27667	Copenhaver, Douglas J. - Payroll Bi-Weekly-Direct Deposit 5/2/2023	-	1,966.18	6,060,057.48
2263	PR	1488523	05/02/23		27668	Cox, Phillip C. - Payroll Bi-Weekly-Direct Deposit 5/2/2023	-	2,397.76	6,057,659.72
2263	PR	1488548	05/02/23		27669	Croft, Adam J. - Payroll Bi-Weekly-Direct Deposit 5/2/2023	-	1,775.95	6,055,883.77
2263	PR	1488570	05/02/23		27670	Crossman, Eric L. - Payroll Bi-Weekly-Direct Deposit 5/2/2023	-	2,302.93	6,053,580.84
2263	PR	1488594	05/02/23		27671	Cruz, Steven R. - Payroll Bi-Weekly-Direct Deposit 5/2/2023	-	2,137.39	6,051,443.45
2263	PR	1488615	05/02/23		27672	Curry, Robert C. - Payroll Bi-Weekly-Direct Deposit 5/2/2023	-	2,348.93	6,049,094.52
2263	PR	1488639	05/02/23		27673	DalCerro, Matthew R. - Payroll Bi-Weekly-Direct Deposit 5/2/2023	-	1,441.59	6,047,652.93
2263	PR	1488662	05/02/23		27674	Davidson, Glenn T. - Payroll Bi-Weekly-Direct Deposit 5/2/2023	-	2,729.62	6,044,923.31
2263	PR	1488686	05/02/23		27675	Davis, Bradley M. - Payroll Bi-Weekly-Direct Deposit 5/2/2023	-	3,742.14	6,041,181.17
2263	PR	1488710	05/02/23		27676	Dawson, Logan J. - Payroll Bi-Weekly-Direct Deposit 5/2/2023	-	1,163.46	6,040,017.71
2263	PR	1488734	05/02/23		27677	Deering, Andrew L. - Payroll Bi-Weekly-Direct Deposit 5/2/2023	-	955.50	6,039,062.21
2263	PR	1488762	05/02/23		27678	DiVall, Nelson - Payroll Bi-Weekly-Direct Deposit 5/2/2023	-	1,579.21	6,037,483.00
2263	PR	1488786	05/02/23		27679	Dibble, Gordon L. - Payroll Bi-Weekly-Direct Deposit 5/2/2023	-	1,784.37	6,035,698.63
2263	PR	1488810	05/02/23		27680	Dixon, Susanne M. - Payroll Bi-Weekly-Direct Deposit 5/2/2023	-	2,448.10	6,033,250.53
2263	PR	1488838	05/02/23		27681	DuCharme, Zachary J. - Payroll Bi-Weekly-Direct Deposit 5/2/2023	-	2,565.27	6,030,685.26
2263	PR	1488861	05/02/23		27682	Duplessis, Robert A. - Payroll Bi-Weekly-Direct Deposit 5/2/2023	-	2,953.80	6,027,731.46
2263	PR	1488887	05/02/23		27683	Dwyer, Jonathan M. - Payroll Bi-Weekly-Direct Deposit 5/2/2023	-	2,019.60	6,025,711.86
2263	PR	1488913	05/02/23		27684	Eckle, Kellan J. - Payroll Bi-Weekly-Direct Deposit 5/2/2023	-	1,858.30	6,023,853.56
2263	PR	1488935	05/02/23		27685	Edwards, David S. - Payroll Bi-Weekly-Direct Deposit 5/2/2023	-	2,670.61	6,021,182.95
2263	PR	1488957	05/02/23		27686	Engel, Nicole - Payroll Bi-Weekly-Direct Deposit 5/2/2023	-	1,032.50	6,020,150.45
2263	PR	1488982	05/02/23		27687	Estrada, Emilio C. - Payroll Bi-Weekly-Direct Deposit 5/2/2023	-	1,919.18	6,018,231.27
2263	PR	1489003	05/02/23		27688	Feddema, John J. - Payroll Bi-Weekly-Direct Deposit 5/2/2023	-	3,675.40	6,014,555.87
2263	PR	1489031	05/02/23		27689	Ferris, Ryan M. - Payroll Bi-Weekly-Direct Deposit 5/2/2023	-	1,956.68	6,012,599.19
2263	PR	1489055	05/02/23		27690	Fields, Brody J. - Payroll Bi-Weekly-Direct Deposit 5/2/2023	-	3,765.60	6,008,833.59

CAFMA-Central Arizona Fire and Medical
GL Account Ledger - Detail By Period
5/1/2023 through 5/31/2023

Batch	Journal	Entry #	Date	Job	Document	Description	Debits	Credits	Balance
10.1100.0.0.000			CASH WITH YAVAPAI COUNTY (CONTINUED)						
2263	PR	1489086	05/02/23		27691	Fournier, Nick T. - Payroll Bi-Weekly-Direct Deposit 5/2/2023	\$-	\$3,591.08	\$6,005,242.51
2263	PR	1489107	05/02/23		27692	Frawley, Teresa A. - Payroll Bi-Weekly-Direct Deposit 5/2/2023	-	1,193.20	6,004,049.31
2263	PR	1489129	05/02/23		27693	Frazier, Antonio - Payroll Bi-Weekly-Direct Deposit 5/2/2023	-	2,865.01	6,001,184.30
2263	PR	1489150	05/02/23		27694	Freeman, Michael - Payroll Bi-Weekly-Direct Deposit 5/2/2023	-	1,684.40	5,999,499.90
2263	PR	1489173	05/02/23		27695	Freitag, Scott A. - Payroll Bi-Weekly-Direct Deposit 5/2/2023	-	4,434.50	5,995,065.40
2263	PR	1489196	05/02/23		27696	Gallman, Timothy B. - Payroll Bi-Weekly-Direct Deposit 5/2/2023	-	1,338.80	5,993,726.60
2263	PR	1489218	05/02/23		27697	Gardea Chaparro, Ivonne - Payroll Bi-Weekly-Direct Deposit 5/2/2023	-	1,087.96	5,992,638.64
2263	PR	1489239	05/02/23		27698	Gentle, Isabel - Payroll Bi-Weekly-Direct Deposit 5/2/2023	-	1,100.31	5,991,538.33
2263	PR	1489264	05/02/23		27699	Gentle, Joshua A. - Payroll Bi-Weekly-Direct Deposit 5/2/2023	-	1,299.25	5,990,239.08
2263	PR	1489290	05/02/23		27700	Gillihan, Jim W. - Payroll Bi-Weekly-Direct Deposit 5/2/2023	-	1,758.32	5,988,480.76
2263	PR	1489314	05/02/23		27701	Ginn, James E. - Payroll Bi-Weekly-Direct Deposit 5/2/2023	-	2,187.07	5,986,293.69
2263	PR	1489337	05/02/23		27702	Goodman, Laurie K. - Payroll Bi-Weekly-Direct Deposit 5/2/2023	-	1,561.72	5,984,731.97
2263	PR	1489368	05/02/23		27703	Gray, JT A. - Payroll Bi-Weekly-Direct Deposit 5/2/2023	-	1,638.63	5,983,093.34
2263	PR	1489397	05/02/23		27704	Guzzo, Nicholas R. - Payroll Bi-Weekly-Direct Deposit 5/2/2023	-	1,506.27	5,981,587.07
2263	PR	1489428	05/02/23		27705	Hall, Jace R. - Payroll Bi-Weekly-Direct Deposit 5/2/2023	-	2,640.25	5,978,946.82
2263	PR	1489458	05/02/23		27706	Hampton, Daniel A. - Payroll Bi-Weekly-Direct Deposit 5/2/2023	-	2,243.89	5,976,702.93
2263	PR	1489483	05/02/23		27707	Harper, Leslie R. - Payroll Bi-Weekly-Direct Deposit 5/2/2023	-	2,550.04	5,974,152.89
2263	PR	1489505	05/02/23		27708	Hlavacek, Evan - Payroll Bi-Weekly-Direct Deposit 5/2/2023	-	2,320.56	5,971,832.33
2263	PR	1489528	05/02/23		27709	Horstman, Stephen W. - Payroll Bi-Weekly-Direct Deposit 5/2/2023	-	3,047.63	5,968,784.70
2263	PR	1489550	05/02/23		27710	Huddleston, Michael B. - Payroll Bi-Weekly-Direct Deposit 5/2/2023	-	2,499.98	5,966,284.72
2263	PR	1489575	05/02/23		27711	Hutchison, Ethan K. - Payroll Bi-Weekly-Direct Deposit 5/2/2023	-	1,807.23	5,964,477.49
2263	PR	1489593	05/02/23		27712	Ingrao, Jory - Payroll Bi-Weekly-Direct Deposit 5/2/2023	-	4,424.47	5,960,053.02
2263	PR	1489622	05/02/23		27713	Isbell, Tienna B. - Payroll Bi-Weekly-Direct Deposit 5/2/2023	-	1,743.48	5,958,309.54
2263	PR	1489648	05/02/23		27714	Jacobson, Terrence L. - Payroll Bi-Weekly-Direct Deposit 5/2/2023	-	2,503.98	5,955,805.56
2263	PR	1489672	05/02/23		27715	Jimenez, Valentin - Payroll Bi-Weekly-Direct Deposit 5/2/2023	-	1,469.15	5,954,336.41
2263	PR	1489695	05/02/23		27716	Johnson, Carrie A. - Payroll Bi-Weekly-Direct Deposit 5/2/2023	-	3,356.81	5,950,979.60

CAFMA-Central Arizona Fire and Medical
GL Account Ledger - Detail By Period
5/1/2023 through 5/31/2023

Batch	Journal	Entry #	Date	Job	Document	Description	Debits	Credits	Balance
10.1100.0.0.000			CASH WITH YAVAPAI COUNTY (CONTINUED)						
2263	PR	1489723	05/02/23		27717	Jones, Shaun D. - Payroll Bi-Weekly-Direct Deposit 5/2/2023	\$-	\$2,773.71	\$5,948,205.89
2263	PR	1489744	05/02/23		27718	Jordan, Tessa M. - Payroll Bi-Weekly-Direct Deposit 5/2/2023	-	1,031.96	5,947,173.93
2263	PR	1489769	05/02/23		27719	King, Jeremiah D. - Payroll Bi-Weekly-Direct Deposit 5/2/2023	-	2,662.78	5,944,511.15
2263	PR	1489795	05/02/23		27720	Kirk, Jaron J. - Payroll Bi-Weekly-Direct Deposit 5/2/2023	-	1,712.83	5,942,798.32
2263	PR	1489819	05/02/23		27721	Kline, Shyla E. - Payroll Bi-Weekly-Direct Deposit 5/2/2023	-	942.55	5,941,855.77
2263	PR	1489839	05/02/23		27722	Kohler, Travis W. - Payroll Bi-Weekly-Direct Deposit 5/2/2023	-	2,182.77	5,939,673.00
2263	PR	1489865	05/02/23		27723	Kontz, Andrew M. - Payroll Bi-Weekly-Direct Deposit 5/2/2023	-	1,524.46	5,938,148.54
2263	PR	1489891	05/02/23		27724	Kontz, Michael V. - Payroll Bi-Weekly-Direct Deposit 5/2/2023	-	2,694.41	5,935,454.13
2263	PR	1489909	05/02/23		27725	Krizzo, Denise M. - Payroll Bi-Weekly-Direct Deposit 5/2/2023	-	1,007.61	5,934,446.52
2263	PR	1489931	05/02/23		27726	Kuykendall, Jeffery W. - Payroll Bi-Weekly-Direct Deposit 5/2/2023	-	2,888.48	5,931,558.04
2263	PR	1489954	05/02/23		27727	Legge, David B. - Payroll Bi-Weekly-Direct Deposit 5/2/2023	-	3,366.85	5,928,191.19
2263	PR	1489979	05/02/23		27728	Litchfield, Ronald K. - Payroll Bi-Weekly-Direct Deposit 5/2/2023	-	3,644.98	5,924,546.21
2263	PR	1490000	05/02/23		27729	Lopeman, Keith A. - Payroll Bi-Weekly-Direct Deposit 5/2/2023	-	2,174.76	5,922,371.45
2263	PR	1490021	05/02/23		27730	Lopez, Nelson P. - Payroll Bi-Weekly-Direct Deposit 5/2/2023	-	1,776.93	5,920,594.52
2263	PR	1490050	05/02/23		27731	Lund, Kyle L. - Payroll Bi-Weekly-Direct Deposit 5/2/2023	-	1,364.13	5,919,230.39
2263	PR	1490074	05/02/23		27732	Lynch, Peter J. - Payroll Bi-Weekly-Direct Deposit 5/2/2023	-	1,660.91	5,917,569.48
2263	PR	1490099	05/02/23		27733	Lys, Damian P. - Payroll Bi-Weekly-Direct Deposit 5/2/2023	-	2,609.16	5,914,960.32
2263	PR	1490120	05/02/23		27734	Madden, James P. - Payroll Bi-Weekly-Direct Deposit 5/2/2023	-	1,529.35	5,913,430.97
2263	PR	1490140	05/02/23		27735	Mauldin, Karen S. - Payroll Bi-Weekly-Direct Deposit 5/2/2023	-	2,117.69	5,911,313.28
2263	PR	1490164	05/02/23		27736	Mauldin, Mark E. - Payroll Bi-Weekly-Direct Deposit 5/2/2023	-	2,988.05	5,908,325.23
2263	PR	1490181	05/02/23		27737	Mayhall, Mathew T. - Payroll Bi-Weekly-Direct Deposit 5/2/2023	-	3,295.32	5,905,029.91
2263	PR	1490199	05/02/23		27738	Mazon, Joshua M. - Payroll Bi-Weekly-Direct Deposit 5/2/2023	-	2,575.95	5,902,453.96
2263	PR	1490226	05/02/23		27739	McCarthy, Nicholas A. - Payroll Bi-Weekly-Direct Deposit 5/2/2023	-	1,609.80	5,900,844.16
2263	PR	1490250	05/02/23		27740	McCarty, Daniel L. - Payroll Bi-Weekly-Direct Deposit 5/2/2023	-	2,402.69	5,898,441.47
2263	PR	1490274	05/02/23		27741	McFadden, Matthew C. - Payroll Bi-Weekly-Direct Deposit 5/2/2023	-	1,402.34	5,897,039.13

CAFMA-Central Arizona Fire and Medical
GL Account Ledger - Detail By Period
5/1/2023 through 5/31/2023

Batch	Journal	Entry #	Date	Job	Document	Description	Debits	Credits	Balance
10.1100.0.0.000			CASH WITH YAVAPAI COUNTY (CONTINUED)						
2263	PR	1490304	05/02/23		27742	McFadden, Michael J. - Payroll Bi-Weekly-Direct Deposit 5/2/2023	\$-	\$3,290.54	\$5,893,748.59
2263	PR	1490329	05/02/23		27743	McIntire, Jacob V. - Payroll Bi-Weekly-Direct Deposit 5/2/2023	-	1,432.02	5,892,316.57
2263	PR	1490351	05/02/23		27744	Merrill, Eric R. - Payroll Bi-Weekly-Direct Deposit 5/2/2023	-	2,451.37	5,889,865.20
2263	PR	1490376	05/02/23		27745	Moore, Aaron J. - Payroll Bi-Weekly-Direct Deposit 5/2/2023	-	3,196.96	5,886,668.24
2263	PR	1490403	05/02/23		27746	Moore, Ryan T. - Payroll Bi-Weekly-Direct Deposit 5/2/2023	-	1,907.85	5,884,760.39
2263	PR	1490430	05/02/23		27747	Muniz, Thomas E. - Payroll Bi-Weekly-Direct Deposit 5/2/2023	-	2,412.90	5,882,347.49
2263	PR	1490450	05/02/23		27748	Murphey, Patricia D. - Payroll Bi-Weekly-Direct Deposit 5/2/2023	-	3,128.45	5,879,219.04
2263	PR	1490477	05/02/23		27749	Nall, William T. - Payroll Bi-Weekly-Direct Deposit 5/2/2023	-	1,362.08	5,877,856.96
2263	PR	1490502	05/02/23		27750	Nelson, Michael J. - Payroll Bi-Weekly-Direct Deposit 5/2/2023	-	1,545.26	5,876,311.70
2263	PR	1490531	05/02/23		27751	Niemynski, Doug T. - Payroll Bi-Weekly-Direct Deposit 5/2/2023	-	4,487.29	5,871,824.41
2263	PR	1490555	05/02/23		27752	Nolan, Jason K. - Payroll Bi-Weekly-Direct Deposit 5/2/2023	-	2,359.02	5,869,465.39
2263	PR	1490579	05/02/23		27753	O'Neil, Kevin T. - Payroll Bi-Weekly-Direct Deposit 5/2/2023	-	1,899.44	5,867,565.95
2263	PR	1490606	05/02/23		27754	Olson, Rick C. - Payroll Bi-Weekly-Direct Deposit 5/2/2023	-	2,275.72	5,865,290.23
2263	PR	1490630	05/02/23		27755	Overmyer, Titus C. - Payroll Bi-Weekly-Direct Deposit 5/2/2023	-	1,540.81	5,863,749.42
2263	PR	1490650	05/02/23		27756	Parra, Dustin A. - Payroll Bi-Weekly-Direct Deposit 5/2/2023	-	2,777.45	5,860,971.97
2263	PR	1490676	05/02/23		27757	Parra, Payton S. - Payroll Bi-Weekly-Direct Deposit 5/2/2023	-	1,832.59	5,859,139.38
2263	PR	1490695	05/02/23		27758	Peckham, Christopher D. - Payroll Bi-Weekly-Direct Deposit 5/2/2023	-	1,993.26	5,857,146.12
2263	PR	1490720	05/02/23		27759	Pena, Christopher D. - Payroll Bi-Weekly-Direct Deposit 5/2/2023	-	2,481.60	5,854,664.52
2263	PR	1490751	05/02/23		27760	Perez, Anthony R. - Payroll Bi-Weekly-Direct Deposit 5/2/2023	-	2,302.84	5,852,361.68
2263	PR	1490777	05/02/23		27761	Perkins, Shane M. - Payroll Bi-Weekly-Direct Deposit 5/2/2023	-	1,568.94	5,850,792.74
2263	PR	1490801	05/02/23		27762	Poliakon, Brett M. - Payroll Bi-Weekly-Direct Deposit 5/2/2023	-	2,249.82	5,848,542.92
2263	PR	1490830	05/02/23		27763	Pope, Michael V. - Payroll Bi-Weekly-Direct Deposit 5/2/2023	-	1,859.34	5,846,683.58
2263	PR	1490857	05/02/23		27764	Postula, Justin M. - Payroll Bi-Weekly-Direct Deposit 5/2/2023	-	4,211.99	5,842,471.59
2263	PR	1490882	05/02/23		27765	Postula, Karl A. - Payroll Bi-Weekly-Direct Deposit 5/2/2023	-	4,210.25	5,838,261.34
2263	PR	1490901	05/02/23		27766	Prange, Ross L. - Payroll Bi-Weekly-Direct Deposit 5/2/2023	-	3,059.25	5,835,202.09

CAFMA-Central Arizona Fire and Medical
GL Account Ledger - Detail By Period
5/1/2023 through 5/31/2023

Batch	Journal	Entry #	Date	Job	Document	Description	Debits	Credits	Balance
10.1100.0.0.000			CASH WITH YAVAPAI COUNTY (CONTINUED)						
2263	PR	1490926	05/02/23		27767	Pruitt, Robert E. - Payroll Bi-Weekly-Direct Deposit 5/2/2023	\$-	\$3,567.94	\$5,831,634.15
2263	PR	1490950	05/02/23		27768	Rafters, William C. - Payroll Bi-Weekly-Direct Deposit 5/2/2023	-	1,626.65	5,830,007.50
2263	PR	1490973	05/02/23		27769	Redfern, Joshua L. - Payroll Bi-Weekly-Direct Deposit 5/2/2023	-	1,543.13	5,828,464.37
2263	PR	1490999	05/02/23		27770	Reeves, Katherine D. - Payroll Bi-Weekly-Direct Deposit 5/2/2023	-	1,308.64	5,827,155.73
2263	PR	1491022	05/02/23		27771	Rendl, Robert A. - Payroll Bi-Weekly-Direct Deposit 5/2/2023	-	3,153.39	5,824,002.34
2263	PR	1491049	05/02/23		27772	Reyes, Adam N. - Payroll Bi-Weekly-Direct Deposit 5/2/2023	-	1,939.68	5,822,062.66
2263	PR	1491066	05/02/23		27773	Roberts, Jerry R. - Payroll Bi-Weekly-Direct Deposit 5/2/2023	-	2,115.99	5,819,946.67
2263	PR	1491094	05/02/23		27774	Rocha, Edgar O. - Payroll Bi-Weekly-Direct Deposit 5/2/2023	-	1,282.05	5,818,664.62
2263	PR	1491120	05/02/23		27775	Roche, Benjamin H. - Payroll Bi-Weekly-Direct Deposit 5/2/2023	-	2,585.14	5,816,079.48
2263	PR	1491143	05/02/23		27776	Rose, Cody S. - Payroll Bi-Weekly-Direct Deposit 5/2/2023	-	3,470.55	5,812,608.93
2263	PR	1491175	05/02/23		27777	Runo, Kyle E. - Payroll Bi-Weekly-Direct Deposit 5/2/2023	-	2,388.94	5,810,219.99
2263	PR	1491202	05/02/23		27778	Ryan, Keith M. - Payroll Bi-Weekly-Direct Deposit 5/2/2023	-	1,272.37	5,808,947.62
2263	PR	1491224	05/02/23		27779	Scaife, Domenic J. - Payroll Bi-Weekly-Direct Deposit 5/2/2023	-	3,066.19	5,805,881.43
2263	PR	1491248	05/02/23		27780	Schiffmacher, Gerald - Payroll Bi-Weekly-Direct Deposit 5/2/2023	-	1,827.48	5,804,053.95
2263	PR	1491269	05/02/23		27781	Schuster Jr., Alan J. - Payroll Bi-Weekly-Direct Deposit 5/2/2023	-	3,478.45	5,800,575.50
2263	PR	1491290	05/02/23		27782	Seets, James W. - Payroll Bi-Weekly-Direct Deposit 5/2/2023	-	2,074.89	5,798,500.61
2263	PR	1491316	05/02/23		27783	Sheldon, Wesley K. - Payroll Bi-Weekly-Direct Deposit 5/2/2023	-	2,683.65	5,795,816.96
2263	PR	1491336	05/02/23		27784	Sherman, Kylee N. - Payroll Bi-Weekly-Direct Deposit 5/2/2023	-	1,010.68	5,794,806.28
2263	PR	1491359	05/02/23		27785	Sims, Lacie J. - Payroll Bi-Weekly-Direct Deposit 5/2/2023	-	1,391.33	5,793,414.95
2263	PR	1491387	05/02/23		27786	Smith, Jacob A. - Payroll Bi-Weekly-Direct Deposit 5/2/2023	-	973.24	5,792,441.71
2263	PR	1491415	05/02/23		27787	Smith, Russell - Payroll Bi-Weekly-Direct Deposit 5/2/2023	-	2,139.43	5,790,302.28
2263	PR	1491438	05/02/23		27788	Smith, Travis L. - Payroll Bi-Weekly-Direct Deposit 5/2/2023	-	3,365.65	5,786,936.63
2263	PR	1491463	05/02/23		27789	Smith, Kristopher A. - Payroll Bi-Weekly-Direct Deposit 5/2/2023	-	1,891.68	5,785,044.95
2263	PR	1491487	05/02/23		27790	Snyder, Timothy E. - Payroll Bi-Weekly-Direct Deposit 5/2/2023	-	3,508.19	5,781,536.76
2263	PR	1491510	05/02/23		27791	Stewart, Jeff - Payroll Bi-Weekly-Direct Deposit 5/2/2023	-	2,008.55	5,779,528.21
2263	PR	1491538	05/02/23		27792	Stooks, Wallace C. - Payroll Bi-Weekly-Direct Deposit 5/2/2023	-	6,790.06	5,772,738.15

CAFMA-Central Arizona Fire and Medical
GL Account Ledger - Detail By Period
5/1/2023 through 5/31/2023

Batch	Journal	Entry #	Date	Job	Document	Description	Debits	Credits	Balance
10.1100.0.0.000			CASH WITH YAVAPAI COUNTY (CONTINUED)						
2263	PR	1491564	05/02/23		27793	Stretton, Garrett M. - Payroll Bi-Weekly-Direct Deposit 5/2/2023	\$-	\$1,591.77	\$5,771,146.38
2263	PR	1491587	05/02/23		27794	Tharp, David S. - Payroll Bi-Weekly-Direct Deposit 5/2/2023	-	3,484.65	5,767,661.73
2263	PR	1491612	05/02/23		27795	Thompson, Jacob S. - Payroll Bi-Weekly-Direct Deposit 5/2/2023	-	1,651.59	5,766,010.14
2263	PR	1491642	05/02/23		27796	Tillich, Timothy A. - Payroll Bi-Weekly-Direct Deposit 5/2/2023	-	3,311.64	5,762,698.50
2263	PR	1491661	05/02/23		27797	Tirpak, Darrell J. - Payroll Bi-Weekly-Direct Deposit 5/2/2023	-	2,901.31	5,759,797.19
2263	PR	1491687	05/02/23		27798	Trask, Ryan A. - Payroll Bi-Weekly-Direct Deposit 5/2/2023	-	3,622.81	5,756,174.38
2263	PR	1491713	05/02/23		27799	Trujillo, Erik J. - Payroll Bi-Weekly-Direct Deposit 5/2/2023	-	2,003.01	5,754,171.37
2263	PR	1491739	05/02/23		27800	Turner, Kenneth R. - Payroll Bi-Weekly-Direct Deposit 5/2/2023	-	2,205.77	5,751,965.60
2263	PR	1491760	05/02/23		27801	VanTuyt, Jonah D. - Payroll Bi-Weekly-Direct Deposit 5/2/2023	-	3,029.72	5,748,935.88
2263	PR	1491786	05/02/23		27802	Vanatta, Justin B. - Payroll Bi-Weekly-Direct Deposit 5/2/2023	-	2,398.97	5,746,536.91
2263	PR	1491807	05/02/23		27803	Viscardi, Karen W. - Payroll Bi-Weekly-Direct Deposit 5/2/2023	-	1,326.67	5,745,210.24
2263	PR	1491832	05/02/23		27804	Wagner, Adam D. - Payroll Bi-Weekly-Direct Deposit 5/2/2023	-	2,167.68	5,743,042.56
2263	PR	1491856	05/02/23		27805	Wagoner, Buddy R. - Payroll Bi-Weekly-Direct Deposit 5/2/2023	-	1,492.83	5,741,549.73
2263	PR	1491879	05/02/23		27806	Wittenberg, David J. - Payroll Bi-Weekly-Direct Deposit 5/2/2023	-	2,330.42	5,739,219.31
2263	PR	1491905	05/02/23		27807	Zazueta, Robert P. - Payroll Bi-Weekly-Direct Deposit 5/2/2023	-	2,897.09	5,736,322.22
2274	CR	1492501	05/04/23		1101029178	ELOY FIRE DISTRICT -	66.60	-	5,736,388.82
2275	CR	1492618	05/04/23		16246	PLANS REVIEW -	509.54	-	5,736,898.36
2275	CR	1492619	05/04/23		16247	PLANS REVIEW -	669.38	-	5,737,567.74
2275	CR	1492614	05/04/23		16248	PLANS REVIEW -	125.00	-	5,737,692.74
2275	CR	1492620	05/04/23		16266	PLANS REVIEW -	458.00	-	5,738,150.74
2275	CR	1492615	05/04/23		16339	PLANS REVIEW -	683.00	-	5,738,833.74
2275	CR	1492616	05/04/23		16340	PLANS REVIEW -	683.00	-	5,739,516.74
2275	CR	1492617	05/04/23		16341	PLANS REVIEW -	683.00	-	5,740,199.74
2275	CR	1492612	05/04/23		189824	MISCELLANEOUS INCOME -	32.00	-	5,740,231.74
2274	CR	1492499	05/04/23		1950	CAMACHO, ALBERT -	496.22	-	5,740,727.96
2274	CR	1492502	05/04/23		217004	Mills, Brett -	390.00	-	5,741,117.96
2274	CR	1492503	05/04/23		217004	Bliss, Scott -	150.00	-	5,741,267.96
2274	CR	1492504	05/04/23		217004	CAMACHO, ALBERT -	260.00	-	5,741,527.96
2274	CR	1492505	05/04/23		217004	Chase, Rick -	109.14	-	5,741,637.10
2274	CR	1492506	05/04/23		217004	COLE, BRIAN -	84.66	-	5,741,721.76
2274	CR	1492507	05/04/23		217004	COOK, CHARLES -	84.66	-	5,741,806.42
2274	CR	1492508	05/04/23		217004	CURTIS, DAVID -	41.82	-	5,741,848.24
2274	CR	1492509	05/04/23		217004	DALE, JACK -	84.66	-	5,741,932.90
2274	CR	1492510	05/04/23		217004	DIBBLE, STEVE -	84.66	-	5,742,017.56

CAFMA-Central Arizona Fire and Medical
GL Account Ledger - Detail By Period
5/1/2023 through 5/31/2023

Batch	Journal	Entry #	Date	Job	Document	Description	Debits	Credits	Balance
10.1100.0.0.000			CASH WITH YAVAPAI COUNTY (CONTINUED)						
2274	CR	1492511	05/04/23		217004	Douglas, Ren -	\$84.66	\$-	\$5,742,102.22
2274	CR	1492512	05/04/23		217004	HARRIS, ALLEN -	84.66	-	5,742,186.88
2274	CR	1492513	05/04/23		217004	INGRAO, JACK -	84.66	-	5,742,271.54
2274	CR	1492514	05/04/23		217004	KELLEY, JOE -	41.82	-	5,742,313.36
2274	CR	1492515	05/04/23		217004	LOPEZ, RODNEY -	84.66	-	5,742,398.02
2274	CR	1492516	05/04/23		217004	MCCONNELL, DAVE -	109.14	-	5,742,507.16
2274	CR	1492517	05/04/23		217004	MOORE, SCOTT -	84.66	-	5,742,591.82
2274	CR	1492518	05/04/23		217004	NESS, DANIEL -	41.82	-	5,742,633.64
2274	CR	1492519	05/04/23		217004	PARRISH, MICHAEL -	41.82	-	5,742,675.46
2274	CR	1492520	05/04/23		217004	POLACEK, JEFF -	260.00	-	5,742,935.46
2274	CR	1492521	05/04/23		217004	Reyes, Charlie -	84.66	-	5,743,020.12
2274	CR	1492522	05/04/23		217004	ROBISON, MICHAEL J. -	84.66	-	5,743,104.78
2274	CR	1492523	05/04/23		217004	Sims, Mike -	84.66	-	5,743,189.44
2274	CR	1492524	05/04/23		217004	Tarver, Shawn -	84.66	-	5,743,274.10
2274	CR	1492525	05/04/23		217004	Tucker, Michael -	260.00	-	5,743,534.10
2274	CR	1492526	05/04/23		217004	Valadez, Armando -	260.00	-	5,743,794.10
2274	CR	1492527	05/04/23		217004	VANATTA, DAVIN -	150.00	-	5,743,944.10
2274	CR	1492528	05/04/23		217004	WILHARM, BRIAN -	84.66	-	5,744,028.76
2275	CR	1492621	05/04/23		221601	7710 Insurance Company -	2,098.53	-	5,746,127.29
2274	CR	1492500	05/04/23		2369	DeJoria, Dana -	688.63	-	5,746,815.92
2275	CR	1492613	05/04/23		255	DONATION -	1,000.00	-	5,747,815.92
2280	CD	1500593	05/15/23		756744709	Able Saw, LLC - Cash Disbursement ABLSAW	-	2,578.01	5,745,237.91
2280	CD	1500596	05/15/23		756744710	Arizona General / Ace Hardware - Cash Disbursement ACEHAR	-	40.21	5,745,197.70
2280	CD	1500600	05/15/23		756744711	A & E Reprographics, Inc - Cash Disbursement AEREPR	-	15.01	5,745,182.69
2280	CD	1500604	05/15/23		756744712	American Express, Inc. - Cash Disbursement AMEEXP	-	82,013.51	5,663,169.18
2280	CD	1500819	05/15/23		756744725	Amsoil Inc - Cash Disbursement AMOIL	-	5,028.66	5,658,140.52
2280	CD	1500822	05/15/23		756744726	APS - Cash Disbursement APS	-	14,823.10	5,643,317.42
2280	CD	1500849	05/15/23		756744728	Arizona PPE Recon, Inc - Cash Disbursement ARPPER	-	36.00	5,643,281.42
2280	CD	1500852	05/15/23		756744729	AutoLiftsUSA LLC - Cash Disbursement AULIUS	-	2,273.40	5,641,008.02
2280	CD	1500855	05/15/23		756744730	AZ Dept of Forestry & Fire Mgt - Cash Disbursement AZDFFM	-	3,671.25	5,637,336.77
2280	CD	1500859	05/15/23		756744731	Bennett Oil - Cash Disbursement BENOIL	-	385.73	5,636,951.04
2280	CD	1500862	05/15/23		756744732	Bound Tree Medical LLC - Cash Disbursement BOTRME	-	5,865.57	5,631,085.47
2280	CD	1500880	05/15/23		756744733	Brightly Software Inc. - Cash Disbursement BRISOF	-	9,496.48	5,621,588.99
2280	CD	1500883	05/15/23		756744734	Bradshaw Mtn Environmental Inc - Cash Disbursement BRMOEN	-	325.00	5,621,263.99
2280	CD	1500885	05/15/23		756744735	Sparklight - Cash Disbursement CABONE	-	119.22	5,621,144.77
2280	CD	1500890	05/15/23		756744736	Chase Bank - Cash Disbursement CHASE	-	721,258.27	4,899,886.50
2280	CD	1500917	05/15/23		756744738	Law Off. of Nicolas Cornelius - Cash Disbursement CORNIC	-	6,260.50	4,893,626.00
2280	CD	1500920	05/15/23		756744739	CS Construction, Inc. - Cash Disbursement CSCOIN	-	43,700.00	4,849,926.00
2280	CD	1500922	05/15/23		756744740	Curtis Tools for Heroes - Cash Disbursement CUTOHE	-	8,290.46	4,841,635.54
2280	CD	1500936	05/15/23		756744741	Curtis Tools for Heroes - Cash Disbursement CUTOHE	-	2,364.71	4,839,270.83
2280	CD	1500940	05/15/23		756744742	Curtis Tools for Heroes - Cash Disbursement CUTOHE	-	2,984.98	4,836,285.85

CAFMA-Central Arizona Fire and Medical
GL Account Ledger - Detail By Period
5/1/2023 through 5/31/2023

Batch	Journal	Entry #	Date	Job	Document	Description	Debits	Credits	Balance
10.1100.0.0.000			CASH WITH YAVAPAI COUNTY (CONTINUED)						
2280	CD	1500945	05/15/23		756744743	Daniel's Tuxedo & Tailor - Cash Disbursement DANMEN	\$-	\$1,242.00	\$4,835,043.85
2280	CD	1500957	05/15/23		756744744	Dish Network - Cash Disbursement DISNET	-	138.11	4,834,905.74
2280	CD	1500959	05/15/23		756744745	Envir. Syst. Research Inst Inc - Cash Disbursement ESRI	-	7,806.42	4,827,099.32
2280	CD	1500966	05/15/23		756744746	FACTORY MOTOR PARTS - Cash Disbursement FAMOPA	-	1,041.29	4,826,058.03
2280	CD	1500971	05/15/23		756744747	FEDEX - Cash Disbursement FEDEXP	-	19.34	4,826,038.69
2280	CD	1500973	05/15/23		756744748	Freightliner of AZ, LLC - Cash Disbursement FROFAR	-	1,403.88	4,824,634.81
2280	CD	1500980	05/15/23		756744749	Galls LLC - Cash Disbursement GALLS	-	1,309.10	4,823,325.71
2280	CD	1500990	05/15/23		756744750	Michael M. Golightly & Assoc - Cash Disbursement GOLMIC	-	9,151.39	4,814,174.32
2280	CD	1500999	05/15/23		756744751	W.W. Grainger, Inc - Cash Disbursement GRAING	-	94.36	4,814,079.96
2280	CD	1501002	05/15/23		756744752	GRANITE TELECOMMUNICATIONS LLC - Cash Disbursement GRANET	-	954.31	4,813,125.65
2280	CD	1501004	05/15/23		756744753	ImageTrend - Cash Disbursement IMATRE	-	3,722.25	4,809,403.40
2280	CD	1501006	05/15/23		756744754	INSIGHT PUBLIC SECTOR, INC - Cash Disbursement INPUSE	-	6,928.91	4,802,474.49
2280	CD	1501011	05/15/23		756744755	Int'l Society of Fire Svc Ins - Cash Disbursement INSOFI	-	1,077.50	4,801,396.99
2280	CD	1501014	05/15/23		756744756	Interstate Batteries - Cash Disbursement INTBAT	-	265.76	4,801,131.23
2280	CD	1501017	05/15/23		756744757	JPS Interoperability Solutions - Cash Disbursement JPSINT	-	4,345.00	4,796,786.23
2280	CD	1501021	05/15/23		756744758	Lamb Chevrolet - Cash Disbursement LAMCHE	-	37.17	4,796,749.06
2280	CD	1501023	05/15/23		756744759	Light House of Arizona - Cash Disbursement LIHOAR	-	87.91	4,796,661.15
2280	CD	1501027	05/15/23		756744760	Manzanita Landscaping, Inc - Cash Disbursement MANLAN	-	1,357.18	4,795,303.97
2280	CD	1501032	05/15/23		756744761	MAUER SEALING AND STRIPING LLC - Cash Disbursement MASEST	-	13,100.00	4,782,203.97
2280	CD	1501034	05/15/23		756744762	Matheson Tri-Gas, Inc - Cash Disbursement MATTRI	-	368.56	4,781,835.41
2280	CD	1501039	05/15/23		756744763	MILLS, BRETT - Cash Disbursement MILBRE	-	390.00	4,781,445.41
2280	CD	1501042	05/15/23		756744764	NAPA Auto Parts - Cash Disbursement NAAUPA	-	1,167.93	4,780,277.48
2280	CD	1501093	05/15/23		756744767	Nationwide Retirement Solution - Cash Disbursement NARESO	-	10,781.24	4,769,496.24
2280	CD	1501095	05/15/23		756744768	Nationwide Retirement Solution - Cash Disbursement NARESO	-	21,086.89	4,748,409.35
2280	CD	1501097	05/15/23		756744769	Northern Arizona Inspection - Cash Disbursement NOARIN	-	3,000.00	4,745,409.35
2280	CD	1501099	05/15/23		756744770	Northern AZ Premier Termite - Cash Disbursement NOAZTE	-	430.00	4,744,979.35
2280	CD	1501101	05/15/23		756744771	FREILICH, CHERYL & JERRY - Cash Disbursement ONETIM	-	1,861.11	4,743,118.24
2280	CD	1501103	05/15/23		756744772	O'Reilly Auto Parts - Cash Disbursement ORAUPA	-	555.05	4,742,563.19
2280	CD	1501124	05/15/23		756744774	PAPETTI SAMUELS WEISS MCKIRGAN - Cash Disbursement PASAWE	-	10,000.00	4,732,563.19
2280	CD	1501126	05/15/23		756744775	Prescott Valley Ace Hardware - Cash Disbursement PVACHA	-	654.08	4,731,909.11
2280	CD	1501149	05/15/23		756744777	KUTAK ROCK LLP - Cash Disbursement ROCKUT	-	23,231.39	4,708,677.72
2280	CD	1501151	05/15/23		756744778	RWC Group - Cash Disbursement RWCINT	-	1,516.34	4,707,161.38

CAFMA-Central Arizona Fire and Medical
GL Account Ledger - Detail By Period
5/1/2023 through 5/31/2023

Batch	Journal	Entry #	Date	Job	Document	Description	Debits	Credits	Balance
10.1100.0.0.000			CASH WITH YAVAPAI COUNTY (CONTINUED)						
2280	CD	1501165	05/15/23		756744779	Sherwin Williams Company - Cash Disbursement SHEWIL	\$-	\$1,315.35	\$4,705,846.03
2280	CD	1501168	05/15/23		756744780	Besonson Tools LLC - Cash Disbursement SNONTO	-	91.28	4,705,754.75
2280	CD	1501171	05/15/23		756744781	Staples Contract & Commerc.Inc - Cash Disbursement STACOM	-	7,641.37	4,698,113.38
2280	CD	1501206	05/15/23		756744783	Stryker Sales Corporation - Cash Disbursement STSACO	-	4,118.97	4,693,994.41
2280	CD	1501208	05/15/23		756744784	Tessco, Inc - Cash Disbursement TESSCO	-	164.15	4,693,830.26
2280	CD	1501212	05/15/23		756744785	Town of Prescott Valley - Cash Disbursement TOPRVA	-	173.28	4,693,656.98
2280	CD	1501215	05/15/23		756744786	Unisource Energy Services - Cash Disbursement UNENSE	-	1,021.03	4,692,635.95
2280	CD	1501220	05/15/23		756744787	Verizon Wireless - Cash Disbursement VERWIR	-	3,862.77	4,688,773.18
2280	CD	1501222	05/15/23		756744788	Yavapai Fleet Yavapai Machine - Cash Disbursement YAFLIN	-	311.85	4,688,461.33
2280	CD	1501227	05/15/23		756744789	YRMCP PHYSICIAN PRACTICES - Cash Disbursement YRMCP	-	294.00	4,688,167.33
2280	CD	1500898	05/15/23		DIR.DEP.PPE.05.06.:	Chase Bank - PR - DIRECT DEPOSIT PPE 5/06/2023	398,306.80	-	5,086,474.13
2279	PR	1496557	05/16/23		27808	Abel, Todd D. - Payroll Bi-Weekly-Direct Deposit 5/16/2023	-	3,320.48	5,083,153.65
2279	PR	1496583	05/16/23		27809	Anglin, Jake J. - Payroll Bi-Weekly-Direct Deposit 5/16/2023	-	999.04	5,082,154.61
2279	PR	1496613	05/16/23		27810	Apolinar, Johnathan R. - Payroll Bi-Weekly-Direct Deposit 5/16/2023	-	2,403.36	5,079,751.25
2279	PR	1496642	05/16/23		27811	Aponte, Anthony M. - Payroll Bi-Weekly-Direct Deposit 5/16/2023	-	1,454.82	5,078,296.43
2279	PR	1496664	05/16/23		27812	Baker, Mark A. - Payroll Bi-Weekly-Direct Deposit 5/16/2023	-	2,174.08	5,076,122.35
2279	PR	1496687	05/16/23		27813	Barnum, Josh M. - Payroll Bi-Weekly-Direct Deposit 5/16/2023	-	2,234.37	5,073,887.98
2279	PR	1496716	05/16/23		27814	Basurto-Cancino, Leobardo - Payroll Bi-Weekly-Direct Deposit 5/16/2023	-	2,600.19	5,071,287.79
2279	PR	1496740	05/16/23		27815	Blair, Wyatt L. - Payroll Bi-Weekly-Direct Deposit 5/16/2023	-	1,489.13	5,069,798.66
2279	PR	1496761	05/16/23		27816	Blum, Rodney A. - Payroll Bi-Weekly-Direct Deposit 5/16/2023	-	1,830.70	5,067,967.96
2279	PR	1496785	05/16/23		27817	Breyer, Samuel H. - Payroll Bi-Weekly-Direct Deposit 5/16/2023	-	1,514.13	5,066,453.83
2279	PR	1496808	05/16/23		27818	Brown Jr, Dennis F. - Payroll Bi-Weekly-Direct Deposit 5/16/2023	-	3,814.04	5,062,639.79
2279	PR	1496833	05/16/23		27819	Brunk, Jacob A. - Payroll Bi-Weekly-Direct Deposit 5/16/2023	-	2,064.56	5,060,575.23
2279	PR	1496858	05/16/23		27820	Buchanan, Ben D. - Payroll Bi-Weekly-Direct Deposit 5/16/2023	-	4,253.45	5,056,321.78
2279	PR	1496880	05/16/23		27821	Bulters, Scott D. - Payroll Bi-Weekly-Direct Deposit 5/16/2023	-	2,392.58	5,053,929.20
2279	PR	1496903	05/16/23		27822	Buntin, Darrell R. - Payroll Bi-Weekly-Direct Deposit 5/16/2023	-	2,113.12	5,051,816.08
2279	PR	1496926	05/16/23		27823	Burch, Brian J. - Payroll Bi-Weekly-Direct Deposit 5/16/2023	-	2,296.19	5,049,519.89
2279	PR	1496955	05/16/23		27824	Burch, Caden C. - Payroll Bi-Weekly-Direct Deposit 5/16/2023	-	1,638.62	5,047,881.27

CAFMA-Central Arizona Fire and Medical
GL Account Ledger - Detail By Period
5/1/2023 through 5/31/2023

Batch	Journal	Entry #	Date	Job	Document	Description	Debits	Credits	Balance
10.1100.0.0.000			CASH WITH YAVAPAI COUNTY (CONTINUED)						
2279	PR	1496977	05/16/23		27825	Burchard, Benjamin A. - Payroll Bi-Weekly-Direct Deposit 5/16/2023	\$-	\$1,336.62	\$5,046,544.65
2279	PR	1496998	05/16/23		27826	Bushman, James V. - Payroll Bi-Weekly-Direct Deposit 5/16/2023	-	3,338.98	5,043,205.67
2279	PR	1497023	05/16/23		27827	Butler, Jason - Payroll Bi-Weekly-Direct Deposit 5/16/2023	-	2,515.66	5,040,690.01
2279	PR	1497051	05/16/23		27828	Butterfield, Jesse D. - Payroll Bi-Weekly-Direct Deposit 5/16/2023	-	1,603.54	5,039,086.47
2279	PR	1497073	05/16/23		27829	Carothers, Robert C. - Payroll Bi-Weekly-Direct Deposit 5/16/2023	-	5,058.45	5,034,028.02
2279	PR	1497099	05/16/23		27830	Cazaly, Marshall - Payroll Bi-Weekly-Direct Deposit 5/16/2023	-	1,580.69	5,032,447.33
2279	PR	1497121	05/16/23		27831	Clark, Shelly - Payroll Bi-Weekly-Direct Deposit 5/16/2023	-	551.55	5,031,895.78
2279	PR	1497149	05/16/23		27832	Collins, Seth M. - Payroll Bi-Weekly-Direct Deposit 5/16/2023	-	1,770.91	5,030,124.87
2279	PR	1497173	05/16/23		27833	Copenhaver, Douglas J. - Payroll Bi-Weekly-Direct Deposit 5/16/2023	-	2,108.09	5,028,016.78
2279	PR	1497196	05/16/23		27834	Cox, Phillip C. - Payroll Bi-Weekly-Direct Deposit 5/16/2023	-	3,618.95	5,024,397.83
2279	PR	1497223	05/16/23		27835	Croft, Adam J. - Payroll Bi-Weekly-Direct Deposit 5/16/2023	-	2,369.79	5,022,028.04
2279	PR	1497245	05/16/23		27836	Crossman, Eric L. - Payroll Bi-Weekly-Direct Deposit 5/16/2023	-	2,302.93	5,019,725.11
2279	PR	1497269	05/16/23		27837	Cruz, Steven R. - Payroll Bi-Weekly-Direct Deposit 5/16/2023	-	1,896.59	5,017,828.52
2279	PR	1497285	05/16/23		27838	Curry, Robert C. - Payroll Bi-Weekly-Direct Deposit 5/16/2023	-	1,202.16	5,016,626.36
2279	PR	1497310	05/16/23		27839	DalCerro, Matthew R. - Payroll Bi-Weekly-Direct Deposit 5/16/2023	-	1,459.20	5,015,167.16
2279	PR	1497333	05/16/23		27840	Davidson, Glenn T. - Payroll Bi-Weekly-Direct Deposit 5/16/2023	-	2,729.62	5,012,437.54
2279	PR	1497358	05/16/23		27841	Davis, Bradley M. - Payroll Bi-Weekly-Direct Deposit 5/16/2023	-	6,072.92	5,006,364.62
2279	PR	1497382	05/16/23		27842	Dawson, Logan J. - Payroll Bi-Weekly-Direct Deposit 5/16/2023	-	1,163.46	5,005,201.16
2279	PR	1497406	05/16/23		27843	Deering, Andrew L. - Payroll Bi-Weekly-Direct Deposit 5/16/2023	-	955.50	5,004,245.66
2279	PR	1497433	05/16/23		27844	DiVall, Nelson - Payroll Bi-Weekly-Direct Deposit 5/16/2023	-	2,226.20	5,002,019.46
2279	PR	1497459	05/16/23		27845	Dibble, Gordon L. - Payroll Bi-Weekly-Direct Deposit 5/16/2023	-	1,870.81	5,000,148.65
2279	PR	1497483	05/16/23		27846	Dixson, Susanne M. - Payroll Bi-Weekly-Direct Deposit 5/16/2023	-	2,448.10	4,997,700.55
2279	PR	1497511	05/16/23		27847	DuCharme, Zachary J. - Payroll Bi-Weekly-Direct Deposit 5/16/2023	-	2,628.15	4,995,072.40
2279	PR	1497533	05/16/23		27848	Duplessis, Robert A. - Payroll Bi-Weekly-Direct Deposit 5/16/2023	-	2,716.04	4,992,356.36
2279	PR	1497558	05/16/23		27849	Dwyer, Jonathan M. - Payroll Bi-Weekly-Direct Deposit 5/16/2023	-	1,618.41	4,990,737.95

CAFMA-Central Arizona Fire and Medical
GL Account Ledger - Detail By Period
5/1/2023 through 5/31/2023

Batch	Journal	Entry #	Date	Job	Document	Description	Debits	Credits	Balance
10.1100.0.0.000			CASH WITH YAVAPAI COUNTY (CONTINUED)						
2279	PR	1497583	05/16/23		27850	Eckle, Kellan J. - Payroll Bi-Weekly-Direct Deposit 5/16/2023	\$-	\$1,841.55	\$4,988,896.40
2279	PR	1497605	05/16/23		27851	Edwards, David S. - Payroll Bi-Weekly-Direct Deposit 5/16/2023	-	2,670.61	4,986,225.79
2279	PR	1497626	05/16/23		27852	Engel, Nicole - Payroll Bi-Weekly-Direct Deposit 5/16/2023	-	990.64	4,985,235.15
2279	PR	1497649	05/16/23		27853	Estrada, Emilio C. - Payroll Bi-Weekly-Direct Deposit 5/16/2023	-	1,449.77	4,983,785.38
2279	PR	1497670	05/16/23		27854	Fast, Teresa A. - Payroll Bi-Weekly-Direct Deposit 5/16/2023	-	1,193.20	4,982,592.18
2279	PR	1497691	05/16/23		27855	Feddema, John J. - Payroll Bi-Weekly-Direct Deposit 5/16/2023	-	3,675.40	4,978,916.78
2279	PR	1497721	05/16/23		27856	Ferris, Ryan M. - Payroll Bi-Weekly-Direct Deposit 5/16/2023	-	1,983.05	4,976,933.73
2279	PR	1497745	05/16/23		27857	Fields, Brody J. - Payroll Bi-Weekly-Direct Deposit 5/16/2023	-	4,823.52	4,972,110.21
2279	PR	1497773	05/16/23		27858	Fournier, Nick T. - Payroll Bi-Weekly-Direct Deposit 5/16/2023	-	2,348.68	4,969,761.53
2279	PR	1497796	05/16/23		27859	Frazier, Antonio - Payroll Bi-Weekly-Direct Deposit 5/16/2023	-	4,100.19	4,965,661.34
2279	PR	1497817	05/16/23		27860	Freeman, Michael - Payroll Bi-Weekly-Direct Deposit 5/16/2023	-	1,684.40	4,963,976.94
2279	PR	1497841	05/16/23		27861	Freitag, Scott A. - Payroll Bi-Weekly-Direct Deposit 5/16/2023	-	4,859.50	4,959,117.44
2279	PR	1497865	05/16/23		27862	Gallman, Timothy B. - Payroll Bi-Weekly-Direct Deposit 5/16/2023	-	1,813.29	4,957,304.15
2279	PR	1497887	05/16/23		27863	Gardea Chaparro, Ivonne - Payroll Bi-Weekly-Direct Deposit 5/16/2023	-	1,087.96	4,956,216.19
2279	PR	1497908	05/16/23		27864	Gentle, Isabel - Payroll Bi-Weekly-Direct Deposit 5/16/2023	-	1,100.31	4,955,115.88
2279	PR	1497934	05/16/23		27865	Gentle, Joshua A. - Payroll Bi-Weekly-Direct Deposit 5/16/2023	-	1,468.02	4,953,647.86
2279	PR	1497959	05/16/23		27866	Gillihan, Jim W. - Payroll Bi-Weekly-Direct Deposit 5/16/2023	-	1,741.32	4,951,906.54
2279	PR	1497983	05/16/23		27867	Ginn, James E. - Payroll Bi-Weekly-Direct Deposit 5/16/2023	-	2,481.06	4,949,425.48
2279	PR	1498006	05/16/23		27868	Goodman, Laurie K. - Payroll Bi-Weekly-Direct Deposit 5/16/2023	-	1,561.72	4,947,863.76
2279	PR	1498036	05/16/23		27869	Gray, JT A. - Payroll Bi-Weekly-Direct Deposit 5/16/2023	-	1,616.56	4,946,247.20
2279	PR	1498065	05/16/23		27870	Guzzo, Nicholas R. - Payroll Bi-Weekly-Direct Deposit 5/16/2023	-	1,530.37	4,944,716.83
2279	PR	1498094	05/16/23		27871	Hall, Jace R. - Payroll Bi-Weekly-Direct Deposit 5/16/2023	-	2,534.26	4,942,182.57
2279	PR	1498121	05/16/23		27872	Hampton, Daniel A. - Payroll Bi-Weekly-Direct Deposit 5/16/2023	-	1,441.68	4,940,740.89
2279	PR	1498146	05/16/23		27873	Harper, Leslie R. - Payroll Bi-Weekly-Direct Deposit 5/16/2023	-	2,807.70	4,937,933.19
2279	PR	1498170	05/16/23		27874	Hlavacek, Evan - Payroll Bi-Weekly-Direct Deposit 5/16/2023	-	2,181.02	4,935,752.17
2279	PR	1498192	05/16/23		27875	Horstman, Stephen W. - Payroll Bi-Weekly-Direct Deposit 5/16/2023	-	3,812.93	4,931,939.24

CAFMA-Central Arizona Fire and Medical
GL Account Ledger - Detail By Period
5/1/2023 through 5/31/2023

Batch	Journal	Entry #	Date	Job	Document	Description	Debits	Credits	Balance
10.1100.0.0.000			CASH WITH YAVAPAI COUNTY (CONTINUED)						
2279	PR	1498214	05/16/23		27876	Huddleston, Michael B. - Payroll Bi-Weekly-Direct Deposit 5/16/2023	\$-	\$2,509.61	\$4,929,429.63
2279	PR	1498237	05/16/23		27877	Hutchison, Ethan K. - Payroll Bi-Weekly-Direct Deposit 5/16/2023	-	1,513.22	4,927,916.41
2279	PR	1498258	05/16/23		27878	Ingrao, Jory - Payroll Bi-Weekly-Direct Deposit 5/16/2023	-	4,906.09	4,923,010.32
2279	PR	1498288	05/16/23		27879	Isbell, Tienna B. - Payroll Bi-Weekly-Direct Deposit 5/16/2023	-	1,621.10	4,921,389.22
2279	PR	1498315	05/16/23		27880	Jacobson, Terrence L. - Payroll Bi-Weekly-Direct Deposit 5/16/2023	-	2,513.56	4,918,875.66
2279	PR	1498339	05/16/23		27881	Jimenez, Valentin - Payroll Bi-Weekly-Direct Deposit 5/16/2023	-	1,469.48	4,917,406.18
2279	PR	1498362	05/16/23		27882	Johnson, Carrie A. - Payroll Bi-Weekly-Direct Deposit 5/16/2023	-	2,838.24	4,914,567.94
2279	PR	1498390	05/16/23		27883	Jones, Shaun D. - Payroll Bi-Weekly-Direct Deposit 5/16/2023	-	2,812.93	4,911,755.01
2279	PR	1498411	05/16/23		27884	Jordan, Tessa M. - Payroll Bi-Weekly-Direct Deposit 5/16/2023	-	1,031.96	4,910,723.05
2279	PR	1498436	05/16/23		27885	King, Jeremiah D. - Payroll Bi-Weekly-Direct Deposit 5/16/2023	-	2,662.78	4,908,060.27
2279	PR	1498462	05/16/23		27886	Kirk, Jaron J. - Payroll Bi-Weekly-Direct Deposit 5/16/2023	-	1,712.83	4,906,347.44
2279	PR	1498486	05/16/23		27887	Kline, Shyla E. - Payroll Bi-Weekly-Direct Deposit 5/16/2023	-	942.55	4,905,404.89
2279	PR	1498506	05/16/23		27888	Kohler, Travis W. - Payroll Bi-Weekly-Direct Deposit 5/16/2023	-	2,182.77	4,903,222.12
2279	PR	1498531	05/16/23		27889	Kontz, Andrew M. - Payroll Bi-Weekly-Direct Deposit 5/16/2023	-	1,335.24	4,901,886.88
2279	PR	1498558	05/16/23		27890	Kontz, Michael V. - Payroll Bi-Weekly-Direct Deposit 5/16/2023	-	3,625.09	4,898,261.79
2279	PR	1498576	05/16/23		27891	Krizo, Denise M. - Payroll Bi-Weekly-Direct Deposit 5/16/2023	-	1,040.76	4,897,221.03
2279	PR	1498602	05/16/23		27892	Kuykendall, Jeffery W. - Payroll Bi-Weekly-Direct Deposit 5/16/2023	-	4,226.26	4,892,994.77
2279	PR	1498626	05/16/23		27893	Legge, David B. - Payroll Bi-Weekly-Direct Deposit 5/16/2023	-	3,187.87	4,889,806.90
2279	PR	1498651	05/16/23		27894	Litchfield, Ronald K. - Payroll Bi-Weekly-Direct Deposit 5/16/2023	-	3,623.99	4,886,182.91
2279	PR	1498672	05/16/23		27895	Lopeman, Keith A. - Payroll Bi-Weekly-Direct Deposit 5/16/2023	-	2,174.76	4,884,008.15
2279	PR	1498693	05/16/23		27896	Lopez, Nelson P. - Payroll Bi-Weekly-Direct Deposit 5/16/2023	-	1,464.04	4,882,544.11
2279	PR	1498720	05/16/23		27897	Lund, Kyle L. - Payroll Bi-Weekly-Direct Deposit 5/16/2023	-	1,343.41	4,881,200.70
2279	PR	1498745	05/16/23		27898	Lynch, Peter J. - Payroll Bi-Weekly-Direct Deposit 5/16/2023	-	1,692.89	4,879,507.81
2279	PR	1498771	05/16/23		27899	Lys, Damian P. - Payroll Bi-Weekly-Direct Deposit 5/16/2023	-	4,290.84	4,875,216.97
2279	PR	1498792	05/16/23		27900	Madden, James P. - Payroll Bi-Weekly-Direct Deposit 5/16/2023	-	1,607.07	4,873,609.90

CAFMA-Central Arizona Fire and Medical
GL Account Ledger - Detail By Period
5/1/2023 through 5/31/2023

Batch	Journal	Entry #	Date	Job	Document	Description	Debits	Credits	Balance
10.1100.0.0.000			CASH WITH YAVAPAI COUNTY (CONTINUED)						
2279	PR	1498812	05/16/23		27901	Mauldin, Karen S. - Payroll Bi-Weekly-Direct Deposit 5/16/2023	\$-	\$2,117.69	\$4,871,492.21
2279	PR	1498836	05/16/23		27902	Mauldin, Mark E. - Payroll Bi-Weekly-Direct Deposit 5/16/2023	-	2,988.05	4,868,504.16
2279	PR	1498851	05/16/23		27903	Mayhall, Mathew T. - Payroll Bi-Weekly-Direct Deposit 5/16/2023	-	2,675.62	4,865,828.54
2279	PR	1498866	05/16/23		27904	Mazon, Joshua M. - Payroll Bi-Weekly-Direct Deposit 5/16/2023	-	1,961.99	4,863,866.55
2279	PR	1498891	05/16/23		27905	McCarthy, Nicholas A. - Payroll Bi-Weekly-Direct Deposit 5/16/2023	-	1,400.86	4,862,465.69
2279	PR	1498917	05/16/23		27906	McCarty, Daniel L. - Payroll Bi-Weekly-Direct Deposit 5/16/2023	-	2,468.16	4,859,997.53
2279	PR	1498942	05/16/23		27907	McFadden, Matthew C. - Payroll Bi-Weekly-Direct Deposit 5/16/2023	-	1,416.35	4,858,581.18
2279	PR	1498969	05/16/23		27908	McFadden, Michael J. - Payroll Bi-Weekly-Direct Deposit 5/16/2023	-	2,227.43	4,856,353.75
2279	PR	1498996	05/16/23		27909	McIntire, Jacob V. - Payroll Bi-Weekly-Direct Deposit 5/16/2023	-	1,988.87	4,854,364.88
2279	PR	1499019	05/16/23		27910	Merrill, Eric R. - Payroll Bi-Weekly-Direct Deposit 5/16/2023	-	2,894.86	4,851,470.02
2279	PR	1499043	05/16/23		27911	Moore, Aaron J. - Payroll Bi-Weekly-Direct Deposit 5/16/2023	-	2,600.48	4,848,869.54
2279	PR	1499071	05/16/23		27912	Moore, Ryan T. - Payroll Bi-Weekly-Direct Deposit 5/16/2023	-	2,231.52	4,846,638.02
2279	PR	1499097	05/16/23		27913	Muniz, Thomas E. - Payroll Bi-Weekly-Direct Deposit 5/16/2023	-	1,648.15	4,844,989.87
2279	PR	1499118	05/16/23		27914	Murphey, Patricia D. - Payroll Bi-Weekly-Direct Deposit 5/16/2023	-	3,358.49	4,841,631.38
2279	PR	1499146	05/16/23		27915	Nall, William T. - Payroll Bi-Weekly-Direct Deposit 5/16/2023	-	1,365.34	4,840,266.04
2279	PR	1499172	05/16/23		27916	Nelson, Michael J. - Payroll Bi-Weekly-Direct Deposit 5/16/2023	-	1,562.02	4,838,704.02
2279	PR	1499201	05/16/23		27917	Niemynski, Doug T. - Payroll Bi-Weekly-Direct Deposit 5/16/2023	-	5,460.98	4,833,243.04
2279	PR	1499226	05/16/23		27918	Nolan, Jason K. - Payroll Bi-Weekly-Direct Deposit 5/16/2023	-	3,066.36	4,830,176.68
2279	PR	1499248	05/16/23		27919	O'Neil, Kevin T. - Payroll Bi-Weekly-Direct Deposit 5/16/2023	-	1,899.44	4,828,277.24
2279	PR	1499277	05/16/23		27920	Olson, Rick C. - Payroll Bi-Weekly-Direct Deposit 5/16/2023	-	6,197.01	4,822,080.23
2279	PR	1499301	05/16/23		27921	Overmyer, Titus C. - Payroll Bi-Weekly-Direct Deposit 5/16/2023	-	1,540.81	4,820,539.42
2279	PR	1499321	05/16/23		27922	Parra, Dustin A. - Payroll Bi-Weekly-Direct Deposit 5/16/2023	-	2,876.70	4,817,662.72
2279	PR	1499347	05/16/23		27923	Parra, Payton S. - Payroll Bi-Weekly-Direct Deposit 5/16/2023	-	1,832.59	4,815,830.13
2279	PR	1499366	05/16/23		27924	Peckham, Christopher D. - Payroll Bi-Weekly-Direct Deposit 5/16/2023	-	1,993.26	4,813,836.87
2279	PR	1499391	05/16/23		27925	Pena, Christopher D. - Payroll Bi-Weekly-Direct Deposit 5/16/2023	-	1,893.62	4,811,943.25

CAFMA-Central Arizona Fire and Medical
GL Account Ledger - Detail By Period
5/1/2023 through 5/31/2023

Batch	Journal	Entry #	Date	Job	Document	Description	Debits	Credits	Balance
10.1100.0.0.000			CASH WITH YAVAPAI COUNTY (CONTINUED)						
2279	PR	1499423	05/16/23		27926	Perez, Anthony R. - Payroll Bi-Weekly-Direct Deposit 5/16/2023	\$-	\$2,883.88	\$4,809,059.37
2279	PR	1499451	05/16/23		27927	Perkins, Shane M. - Payroll Bi-Weekly-Direct Deposit 5/16/2023	-	3,040.79	4,806,018.58
2279	PR	1499476	05/16/23		27928	Poliakon, Brett M. - Payroll Bi-Weekly-Direct Deposit 5/16/2023	-	2,550.26	4,803,468.32
2279	PR	1499503	05/16/23		27929	Pope, Michael V. - Payroll Bi-Weekly-Direct Deposit 5/16/2023	-	1,485.87	4,801,982.45
2279	PR	1499530	05/16/23		27930	Postula, Justin M. - Payroll Bi-Weekly-Direct Deposit 5/16/2023	-	2,881.64	4,799,100.81
2279	PR	1499560	05/16/23		27931	Postula, Karl A. - Payroll Bi-Weekly-Direct Deposit 5/16/2023	-	4,463.31	4,794,637.50
2279	PR	1499579	05/16/23		27932	Prange, Ross L. - Payroll Bi-Weekly-Direct Deposit 5/16/2023	-	3,059.25	4,791,578.25
2279	PR	1499604	05/16/23		27933	Pruitt, Robert E. - Payroll Bi-Weekly-Direct Deposit 5/16/2023	-	4,478.64	4,787,099.61
2279	PR	1499629	05/16/23		27934	Rafters, William C. - Payroll Bi-Weekly-Direct Deposit 5/16/2023	-	1,822.84	4,785,276.77
2279	PR	1499653	05/16/23		27935	Redfern, Joshua L. - Payroll Bi-Weekly-Direct Deposit 5/16/2023	-	2,006.77	4,783,270.00
2279	PR	1499679	05/16/23		27936	Reeves, Katherine D. - Payroll Bi-Weekly-Direct Deposit 5/16/2023	-	1,287.70	4,781,982.30
2279	PR	1499702	05/16/23		27937	Rendl, Robert A. - Payroll Bi-Weekly-Direct Deposit 5/16/2023	-	3,153.39	4,778,828.91
2279	PR	1499727	05/16/23		27938	Reyes, Adam N. - Payroll Bi-Weekly-Direct Deposit 5/16/2023	-	1,867.68	4,776,961.23
2279	PR	1499746	05/16/23		27939	Roberts, Jerry R. - Payroll Bi-Weekly-Direct Deposit 5/16/2023	-	2,244.56	4,774,716.67
2279	PR	1499774	05/16/23		27940	Rocha, Edgar O. - Payroll Bi-Weekly-Direct Deposit 5/16/2023	-	1,418.13	4,773,298.54
2279	PR	1499807	05/16/23		27941	Roche, Benjamin H. - Payroll Bi-Weekly-Direct Deposit 5/16/2023	-	3,312.52	4,769,986.02
2279	PR	1499830	05/16/23		27942	Rose, Cody S. - Payroll Bi-Weekly-Direct Deposit 5/16/2023	-	3,470.55	4,766,515.47
2279	PR	1499863	05/16/23		27943	Runo, Kyle E. - Payroll Bi-Weekly-Direct Deposit 5/16/2023	-	2,030.58	4,764,484.89
2279	PR	1499889	05/16/23		27944	Ryan, Keith M. - Payroll Bi-Weekly-Direct Deposit 5/16/2023	-	1,322.17	4,763,162.72
2279	PR	1499910	05/16/23		27945	Scaife, Domenic J. - Payroll Bi-Weekly-Direct Deposit 5/16/2023	-	3,010.51	4,760,152.21
2279	PR	1499934	05/16/23		27946	Schiffmacher, Gerald - Payroll Bi-Weekly-Direct Deposit 5/16/2023	-	1,827.48	4,758,324.73
2279	PR	1499955	05/16/23		27947	Schuster Jr., Alan J. - Payroll Bi-Weekly-Direct Deposit 5/16/2023	-	3,912.35	4,754,412.38
2279	PR	1499977	05/16/23		27948	Seets, James W. - Payroll Bi-Weekly-Direct Deposit 5/16/2023	-	3,412.01	4,751,000.37
2279	PR	1500004	05/16/23		27949	Sheldon, Wesley K. - Payroll Bi-Weekly-Direct Deposit 5/16/2023	-	2,577.74	4,748,422.63
2279	PR	1500024	05/16/23		27950	Sherman, Kylee N. - Payroll Bi-Weekly-Direct Deposit 5/16/2023	-	1,010.68	4,747,411.95

CAFMA-Central Arizona Fire and Medical
GL Account Ledger - Detail By Period
5/1/2023 through 5/31/2023

Batch	Journal	Entry #	Date	Job	Document	Description	Debits	Credits	Balance
10.1100.0.0.000			CASH WITH YAVAPAI COUNTY (CONTINUED)						
2279	PR	1500047	05/16/23		27951	Sims, Lacie J. - Payroll Bi-Weekly-Direct Deposit 5/16/2023	\$-	\$1,391.33	\$4,746,020.62
2279	PR	1500075	05/16/23		27952	Smith, Jacob A. - Payroll Bi-Weekly-Direct Deposit 5/16/2023	-	1,032.70	4,744,987.92
2279	PR	1500106	05/16/23		27953	Smith, Russell - Payroll Bi-Weekly-Direct Deposit 5/16/2023	-	4,878.31	4,740,109.61
2279	PR	1500131	05/16/23		27954	Smith, Travis L. - Payroll Bi-Weekly-Direct Deposit 5/16/2023	-	3,944.47	4,736,165.14
2279	PR	1500156	05/16/23		27955	Smith, Kristopher A. - Payroll Bi-Weekly-Direct Deposit 5/16/2023	-	2,099.03	4,734,066.11
2279	PR	1500178	05/16/23		27956	Snyder, Timothy E. - Payroll Bi-Weekly-Direct Deposit 5/16/2023	-	2,283.28	4,731,782.83
2279	PR	1500201	05/16/23		27957	Stewart, Jeff - Payroll Bi-Weekly-Direct Deposit 5/16/2023	-	2,037.45	4,729,745.38
2279	PR	1500228	05/16/23		27958	Stooks, Wallace C. - Payroll Bi-Weekly-Direct Deposit 5/16/2023	-	5,464.83	4,724,280.55
2279	PR	1500253	05/16/23		27959	Stretton, Garrett M. - Payroll Bi-Weekly-Direct Deposit 5/16/2023	-	1,589.55	4,722,691.00
2279	PR	1500276	05/16/23		27960	Tharp, David S. - Payroll Bi-Weekly-Direct Deposit 5/16/2023	-	3,484.65	4,719,206.35
2279	PR	1500301	05/16/23		27961	Thompson, Jacob S. - Payroll Bi-Weekly-Direct Deposit 5/16/2023	-	1,629.45	4,717,576.90
2279	PR	1500330	05/16/23		27962	Tillich, Timothy A. - Payroll Bi-Weekly-Direct Deposit 5/16/2023	-	1,428.76	4,716,148.14
2279	PR	1500347	05/16/23		27963	Tirpak, Darrell J. - Payroll Bi-Weekly-Direct Deposit 5/16/2023	-	2,901.31	4,713,246.83
2279	PR	1500372	05/16/23		27964	Trask, Ryan A. - Payroll Bi-Weekly-Direct Deposit 5/16/2023	-	3,060.47	4,710,186.36
2279	PR	1500398	05/16/23		27965	Trujillo, Erik J. - Payroll Bi-Weekly-Direct Deposit 5/16/2023	-	2,003.01	4,708,183.35
2279	PR	1500423	05/16/23		27966	Turner, Kenneth R. - Payroll Bi-Weekly-Direct Deposit 5/16/2023	-	1,761.53	4,706,421.82
2279	PR	1500443	05/16/23		27967	VanTuyl, Jonah D. - Payroll Bi-Weekly-Direct Deposit 5/16/2023	-	2,920.88	4,703,500.94
2279	PR	1500467	05/16/23		27968	Vanatta, Justin B. - Payroll Bi-Weekly-Direct Deposit 5/16/2023	-	2,384.03	4,701,116.91
2279	PR	1500488	05/16/23		27969	Viscardi, Karen W. - Payroll Bi-Weekly-Direct Deposit 5/16/2023	-	1,326.67	4,699,790.24
2279	PR	1500517	05/16/23		27970	Wagner, Adam D. - Payroll Bi-Weekly-Direct Deposit 5/16/2023	-	3,559.95	4,696,230.29
2279	PR	1500542	05/16/23		27971	Wagoner, Buddy R. - Payroll Bi-Weekly-Direct Deposit 5/16/2023	-	1,720.66	4,694,509.63
2279	PR	1500564	05/16/23		27972	Wittenberg, David J. - Payroll Bi-Weekly-Direct Deposit 5/16/2023	-	2,284.03	4,692,225.60
2279	PR	1500592	05/16/23		27973	Zazueta, Robert P. - Payroll Bi-Weekly-Direct Deposit 5/16/2023	-	4,058.27	4,688,167.33
2286	CR	1501331	05/18/23		100795	MISCELLANEOUS INCOME -	165.00	-	4,688,332.33
2285	CR	1501312	05/18/23		16249	PLANS REVIEW -	308.00	-	4,688,640.33
2286	CR	1501334	05/18/23		16251	PLANS REVIEW -	125.00	-	4,688,765.33
2285	CR	1501311	05/18/23		16267	PLANS REVIEW -	458.00	-	4,689,223.33
2285	CR	1501310	05/18/23		16271	PLANS REVIEW -	125.00	-	4,689,348.33

CAFMA-Central Arizona Fire and Medical
GL Account Ledger - Detail By Period
5/1/2023 through 5/31/2023

Batch	Journal	Entry #	Date	Job	Document	Description	Debits	Credits	Balance
10.1100.0.0.000			CASH WITH YAVAPAI COUNTY (CONTINUED)						
2286	CR	1501337	05/18/23		16282	PLANS REVIEW -	\$683.00	\$-	\$4,690,031.33
2286	CR	1501336	05/18/23		16283	PLANS REVIEW -	683.00	-	4,690,714.33
2286	CR	1501335	05/18/23		16284	PLANS REVIEW -	683.00	-	4,691,397.33
2286	CR	1501332	05/18/23		2324	PLANS REVIEW -	308.00	-	4,691,705.33
2286	CR	1501333	05/18/23		3259	Nielson, Ann -	54.76	-	4,691,760.09
2286	CR	1501320	05/18/23		510607928	Sims, Mike -	14.68	-	4,691,774.77
2286	CR	1501319	05/18/23		510607999	Valadez, Armando -	474.59	-	4,692,249.36
2286	CR	1501318	05/18/23		510608000	Tucker, Michael -	660.13	-	4,692,909.49
2286	CR	1501317	05/18/23		510608001	Bliss, Scott -	688.63	-	4,693,598.12
2286	CR	1501322	05/18/23		65742509	ELSWICK, DENNIS -	76.90	-	4,693,675.02
2286	CR	1501321	05/18/23		76178	PAYSON FIRE DEPARTMENT -	827.92	-	4,694,502.94
2285	CR	1501309	05/18/23		CASH	RECORDS REQUEST -	20.00	-	4,694,522.94
2289	CD	1507450	05/25/23		756744790	A1 Water Bulk Delivery Svc LLC - Cash Disbursement A1WADE	-	145.00	4,694,377.94
2289	CD	1507452	05/25/23		756744791	Able Saw, LLC - Cash Disbursement ABLSAW	-	57.65	4,694,320.29
2289	CD	1507455	05/25/23		756744792	A & E Reprographics, Inc - Cash Disbursement AEREPR	-	195.98	4,694,124.31
2289	CD	1507458	05/25/23		756744793	AHS Rescue, LLC - Cash Disbursement AHSRES	-	4,998.35	4,689,125.96
2289	CD	1507474	05/25/23		756744794	Arizona Dept. of Public Safety - Cash Disbursement ARDEPU	-	22.00	4,689,103.96
2289	CD	1507476	05/25/23		756744795	Arizona Emergency Products - Cash Disbursement AREMPR	-	1,134.72	4,687,969.24
2289	CD	1507483	05/25/23		756744796	Arizona Fire District Associat - Cash Disbursement ARFIDI	-	1,015.00	4,686,954.24
2289	CD	1507485	05/25/23		756744797	Arizona PPE Recon, Inc - Cash Disbursement ARPPER	-	216.00	4,686,738.24
2289	CD	1507488	05/25/23		756744798	Auto Trim Plus LLC - Cash Disbursement AUTRPL	-	165.01	4,686,573.23
2289	CD	1507491	05/25/23		756744799	Bennett Oil - Cash Disbursement BENOIL	-	350.13	4,686,223.10
2289	CD	1507493	05/25/23		756744800	Bound Tree Medical LLC - Cash Disbursement BOTRME	-	5,505.47	4,680,717.63
2289	CD	1507499	05/25/23		756744801	Brightly Software Inc. - Cash Disbursement BRISOF	-	9,120.35	4,671,597.28
2289	CD	1507504	05/25/23		756744802	Brookins, Patty - Cash Disbursement BROPAT	-	250.00	4,671,347.28
2289	CD	1507506	05/25/23		756744803	Chase Bank - Cash Disbursement CHASE	-	684,837.12	3,986,510.16
2289	CD	1507532	05/25/23		756744805	Chase Card Services - Cash Disbursement CHCASE	-	7,591.95	3,978,918.21
2289	CD	1507595	05/25/23		756744809	City of Prescott - Cash Disbursement CITPRE	-	84,470.32	3,894,447.89
2289	CD	1507597	05/25/23		756744810	City of Prescott - Cash Disbursement CITPRE	-	183.88	3,894,264.01
2289	CD	1507599	05/25/23		756744811	Crisenberg, Gary - Cash Disbursement CRIGAR	-	1,875.00	3,892,389.01
2289	CD	1507601	05/25/23		756744812	Cross Connections - Cash Disbursement CROCON	-	34,921.35	3,857,467.66
2289	CD	1507614	05/25/23		756744813	Curtis Tools for Heroes - Cash Disbursement CUTOHE	-	3,646.13	3,853,821.53
2289	CD	1507618	05/25/23		756744814	Diversified Inspections/ITL - Cash Disbursement DIVINS	-	1,547.32	3,852,274.21
2289	CD	1507625	05/25/23		756744815	FACTORY MOTOR PARTS - Cash Disbursement FAMOPA	-	1,198.92	3,851,075.29
2289	CD	1507644	05/25/23		756744817	FEDEX - Cash Disbursement FEDEXP	-	19.69	3,851,055.60
2289	CD	1507646	05/25/23		756744818	Freightliner of AZ, LLC - Cash Disbursement FROFAR	-	1,992.19	3,849,063.41
2289	CD	1507656	05/25/23		756744819	W.W. Grainger, Inc - Cash Disbursement GRAING	-	448.91	3,848,614.50
2289	CD	1507661	05/25/23		756744820	KAIROS Health Arizona, Inc - Cash Disbursement KAIROS	-	176,807.08	3,671,807.42
2289	CD	1507676	05/25/23		756744821	Lamb Chevrolet - Cash Disbursement LAMCHE	-	106.72	3,671,700.70
2289	CD	1507679	05/25/23		756744822	JLS Tools, LLC - Cash Disbursement MACTOO	-	86.67	3,671,614.03

CAFMA-Central Arizona Fire and Medical
GL Account Ledger - Detail By Period
5/1/2023 through 5/31/2023

Batch	Journal	Entry #	Date	Job	Document	Description	Debits	Credits	Balance
10.1100.0.0.000			CASH WITH YAVAPAI COUNTY (CONTINUED)						
2289	CD	1507682	05/25/23		756744823	Matheson Tri-Gas, Inc - Cash Disbursement MATTRI	\$-	\$2,170.96	\$3,669,443.07
2289	CD	1507695	05/25/23		756744824	Municipal Emergency Svcs Inc - Cash Disbursement MES	-	2,843.37	3,666,599.70
2289	CD	1507699	05/25/23		756744825	Micronet Communications Inc - Cash Disbursement MICCOM	-	1,350.00	3,665,249.70
2289	CD	1507702	05/25/23		756744826	DARLING, BRIAN - Cash Disbursement ONETIM	-	352.68	3,664,897.02
2289	CD	1507705	05/25/23		756744827	CALLANDER, EARL - Cash Disbursement ONETIM	-	20.53	3,664,876.49
2289	CD	1507707	05/25/23		756744828	RUTHERFORD, TONY - Cash Disbursement ONETIM	-	27.00	3,664,849.49
2289	CD	1507709	05/25/23		756744829	CAPUTO, ERIK - Cash Disbursement ONETIM	-	25.68	3,664,823.81
2289	CD	1507711	05/25/23		756744830	SUN VALLEY RIDES, LLC - Cash Disbursement ONETIM	-	572.00	3,664,251.81
2289	CD	1507713	05/25/23		756744831	Provantage LLC - Cash Disbursement PROVAN	-	1,013.22	3,663,238.59
2289	CD	1507717	05/25/23		756744832	Prescott Steel & Welding - Cash Disbursement PRSTWE	-	1,148.00	3,662,090.59
2289	CD	1507720	05/25/23		756744833	Prescott Tire Pros & Autom.LLC - Cash Disbursement PRTIPR	-	880.00	3,661,210.59
2289	CD	1507722	05/25/23		756744834	Public Safety Crisis Solutions - Cash Disbursement PUSACR	-	2,100.00	3,659,110.59
2289	CD	1507727	05/25/23		756744835	The Counseling Office of - Cash Disbursement RITDEB	-	6,045.00	3,653,065.59
2289	CD	1507731	05/25/23		756744836	KUTAK ROCK LLP - Cash Disbursement ROCKUT	-	5,530.59	3,647,535.00
2289	CD	1507733	05/25/23		756744837	RWC Group - Cash Disbursement RWCINT	-	2,113.18	3,645,421.82
2289	CD	1507742	05/25/23		756744838	Staples Contract & Commmerc.Inc - Cash Disbursement STACOM	-	78.45	3,645,343.37
2289	CD	1507749	05/25/23		756744839	Tessco, Inc - Cash Disbursement TESSCO	-	1,449.85	3,643,893.52
2289	CD	1507756	05/25/23		756744840	The Hike Shack - Cash Disbursement THHISH	-	439.31	3,643,454.21
2289	CD	1507761	05/25/23		756744841	Town of Prescott Valley - Cash Disbursement TOPRVA	-	914.54	3,642,539.67
2289	CD	1507767	05/25/23		756744842	Unisource Energy Services - Cash Disbursement UNENSE	-	257.36	3,642,282.31
2289	CD	1507773	05/25/23		756744843	United Disposal, Inc - Cash Disbursement UNIDIS	-	264.00	3,642,018.31
2289	CD	1507775	05/25/23		756744844	Verizon Wireless - Cash Disbursement VERWIR	-	1,264.95	3,640,753.36
2289	CD	1507514	05/25/23		DIR.DEP.PPE.05.20..	Chase Bank - PR - DIRECT DEPOSIT PPE 5/20/2023	398,682.52	-	4,039,435.88
2290	CR	1507805	05/30/23		12678423	MISCELLANEOUS INCOME -	8.56	-	4,039,444.44
2290	CR	1507798	05/30/23		16252	PLANS REVIEW -	726.44	-	4,040,170.88
2290	CR	1507794	05/30/23		16253	PLANS REVIEW -	308.00	-	4,040,478.88
2291	CR	1507825	05/30/23		16255	PLANS REVIEW -	216.00	-	4,040,694.88
2291	CR	1507824	05/30/23		16256	PLANS REVIEW -	125.00	-	4,040,819.88
2290	CR	1507795	05/30/23		16289	PLANS REVIEW -	250.00	-	4,041,069.88
2290	CR	1507797	05/30/23		16290	PLANS REVIEW -	458.00	-	4,041,527.88
2290	CR	1507796	05/30/23		16291	PLANS REVIEW -	458.00	-	4,041,985.88
2290	CR	1507799	05/30/23		16296	PLANS REVIEW -	458.00	-	4,042,443.88
2290	CR	1507800	05/30/23		16343	PLANS REVIEW -	458.00	-	4,042,901.88
2290	CR	1507801	05/30/23		16344	PLANS REVIEW -	458.00	-	4,043,359.88
2291	CR	1507826	05/30/23		16345	PLANS REVIEW -	196.00	-	4,043,555.88
2291	CR	1507827	05/30/23		16346	PLANS REVIEW -	196.00	-	4,043,751.88
2291	CR	1507823	05/30/23		2586	Fire Prevention Permits -	533.00	-	4,044,284.88
2288	PR	1504424	05/30/23		27974	Abel, Todd D. - Payroll Bi-Weekly-Direct Deposit 5/30/2023	-	3,528.32	4,040,756.56

CAFMA-Central Arizona Fire and Medical
GL Account Ledger - Detail By Period
5/1/2023 through 5/31/2023

Batch	Journal	Entry #	Date	Job	Document	Description	Debits	Credits	Balance
10.1100.0.0.000			CASH WITH YAVAPAI COUNTY (CONTINUED)						
2288	PR	1504445	05/30/23		27975	Anglin, Jake J. - Payroll Bi-Weekly-Direct Deposit 5/30/2023	\$-	\$1,035.57	\$4,039,720.99
2288	PR	1504465	05/30/23		27976	Apolinar, Johnathan R. - Payroll Bi-Weekly-Direct Deposit 5/30/2023	-	1,926.39	4,037,794.60
2288	PR	1504487	05/30/23		27977	Aponte, Anthony M. - Payroll Bi-Weekly-Direct Deposit 5/30/2023	-	1,498.87	4,036,295.73
2288	PR	1504505	05/30/23		27978	Baker, Mark A. - Payroll Bi-Weekly-Direct Deposit 5/30/2023	-	2,340.72	4,033,955.01
2288	PR	1504521	05/30/23		27979	Barnum, Josh M. - Payroll Bi-Weekly-Direct Deposit 5/30/2023	-	2,379.48	4,031,575.53
2288	PR	1504544	05/30/23		27980	Basurto-Cancino, Leobardo - Payroll Bi-Weekly-Direct Deposit 5/30/2023	-	2,487.21	4,029,088.32
2288	PR	1504563	05/30/23		27981	Blair, Wyatt L. - Payroll Bi-Weekly-Direct Deposit 5/30/2023	-	2,512.89	4,026,575.43
2288	PR	1504579	05/30/23		27982	Blum, Rodney A. - Payroll Bi-Weekly-Direct Deposit 5/30/2023	-	1,878.32	4,024,697.11
2288	PR	1504599	05/30/23		27983	Breyer, Samuel H. - Payroll Bi-Weekly-Direct Deposit 5/30/2023	-	2,165.24	4,022,531.87
2288	PR	1504617	05/30/23		27984	Brown Jr, Dennis F. - Payroll Bi-Weekly-Direct Deposit 5/30/2023	-	4,864.98	4,017,666.89
2288	PR	1504637	05/30/23		27985	Brunk, Jacob A. - Payroll Bi-Weekly-Direct Deposit 5/30/2023	-	2,074.70	4,015,592.19
2288	PR	1504656	05/30/23		27986	Buchanan, Ben D. - Payroll Bi-Weekly-Direct Deposit 5/30/2023	-	3,380.61	4,012,211.58
2288	PR	1504672	05/30/23		27987	Bulters, Scott D. - Payroll Bi-Weekly-Direct Deposit 5/30/2023	-	2,374.09	4,009,837.49
2288	PR	1504691	05/30/23		27988	Buntin, Darrell R. - Payroll Bi-Weekly-Direct Deposit 5/30/2023	-	2,809.64	4,007,027.85
2288	PR	1504708	05/30/23		27989	Burch, Brian J. - Payroll Bi-Weekly-Direct Deposit 5/30/2023	-	3,322.83	4,003,705.02
2288	PR	1504732	05/30/23		27990	Burch, Caden C. - Payroll Bi-Weekly-Direct Deposit 5/30/2023	-	1,684.91	4,002,020.11
2288	PR	1504749	05/30/23		27991	Burchard, Benjamin A. - Payroll Bi-Weekly-Direct Deposit 5/30/2023	-	1,336.62	4,000,683.49
2288	PR	1504763	05/30/23		27992	Bushman, James V. - Payroll Bi-Weekly-Direct Deposit 5/30/2023	-	2,831.81	3,997,851.68
2288	PR	1504782	05/30/23		27993	Butler, Jason - Payroll Bi-Weekly-Direct Deposit 5/30/2023	-	2,255.86	3,995,595.82
2288	PR	1504803	05/30/23		27994	Butterfield, Jesse D. - Payroll Bi-Weekly-Direct Deposit 5/30/2023	-	1,748.07	3,993,847.75
2288	PR	1504819	05/30/23		27995	Carothers, Robert C. - Payroll Bi-Weekly-Direct Deposit 5/30/2023	-	6,925.19	3,986,922.56
2288	PR	1504840	05/30/23		27996	Cazaly, Marshall - Payroll Bi-Weekly-Direct Deposit 5/30/2023	-	2,156.54	3,984,766.02
2288	PR	1504856	05/30/23		27997	Clark, Shelly - Payroll Bi-Weekly-Direct Deposit 5/30/2023	-	627.36	3,984,138.66
2288	PR	1504879	05/30/23		27998	Collins, Seth M. - Payroll Bi-Weekly-Direct Deposit 5/30/2023	-	1,661.67	3,982,476.99
2288	PR	1504897	05/30/23		27999	Copenhaver, Douglas J. - Payroll Bi-Weekly-Direct Deposit 5/30/2023	-	2,377.35	3,980,099.64

CAFMA-Central Arizona Fire and Medical
GL Account Ledger - Detail By Period
5/1/2023 through 5/31/2023

Batch	Journal	Entry #	Date	Job	Document	Description	Debits	Credits	Balance
10.1100.0.0.000			CASH WITH YAVAPAI COUNTY (CONTINUED)						
2288	PR	1504913	05/30/23		28000	Cox, Phillip C. - Payroll Bi-Weekly-Direct Deposit 5/30/2023	\$-	\$2,798.87	\$3,977,300.77
2288	PR	1504933	05/30/23		28001	Croft, Adam J. - Payroll Bi-Weekly-Direct Deposit 5/30/2023	-	2,421.31	3,974,879.46
2288	PR	1504950	05/30/23		28002	Crossman, Eric L. - Payroll Bi-Weekly-Direct Deposit 5/30/2023	-	2,485.24	3,972,394.22
2288	PR	1504970	05/30/23		28003	Cruz, Steven R. - Payroll Bi-Weekly-Direct Deposit 5/30/2023	-	2,040.55	3,970,353.67
2288	PR	1504990	05/30/23		28004	DalCerro, Matthew R. - Payroll Bi-Weekly-Direct Deposit 5/30/2023	-	1,791.06	3,968,562.61
2288	PR	1505008	05/30/23		28005	Davidson, Glenn T. - Payroll Bi-Weekly-Direct Deposit 5/30/2023	-	2,765.09	3,965,797.52
2288	PR	1505027	05/30/23		28006	Davis, Bradley M. - Payroll Bi-Weekly-Direct Deposit 5/30/2023	-	4,823.32	3,960,974.20
2288	PR	1505045	05/30/23		28007	Dawson, Logan J. - Payroll Bi-Weekly-Direct Deposit 5/30/2023	-	1,168.49	3,959,805.71
2288	PR	1505064	05/30/23		28008	Deering, Andrew L. - Payroll Bi-Weekly-Direct Deposit 5/30/2023	-	992.25	3,958,813.46
2288	PR	1505086	05/30/23		28009	DiVall, Nelson - Payroll Bi-Weekly-Direct Deposit 5/30/2023	-	1,925.07	3,956,888.39
2288	PR	1505104	05/30/23		28010	Dibble, Gordon L. - Payroll Bi-Weekly-Direct Deposit 5/30/2023	-	1,943.85	3,954,944.54
2288	PR	1505122	05/30/23		28011	Dixon, Susanne M. - Payroll Bi-Weekly-Direct Deposit 5/30/2023	-	2,467.69	3,952,476.85
2288	PR	1505142	05/30/23		28012	DuCharme, Zachary J. - Payroll Bi-Weekly-Direct Deposit 5/30/2023	-	2,074.37	3,950,402.48
2288	PR	1505157	05/30/23		28013	Duplessis, Robert A. - Payroll Bi-Weekly-Direct Deposit 5/30/2023	-	2,842.79	3,947,559.69
2288	PR	1505177	05/30/23		28014	Dwyer, Jonathan M. - Payroll Bi-Weekly-Direct Deposit 5/30/2023	-	2,002.55	3,945,557.14
2288	PR	1505197	05/30/23		28015	Eckle, Kellan J. - Payroll Bi-Weekly-Direct Deposit 5/30/2023	-	2,594.19	3,942,962.95
2288	PR	1505213	05/30/23		28016	Edwards, David S. - Payroll Bi-Weekly-Direct Deposit 5/30/2023	-	2,917.51	3,940,045.44
2288	PR	1505229	05/30/23		28017	Engel, Nicole - Payroll Bi-Weekly-Direct Deposit 5/30/2023	-	1,081.58	3,938,963.86
2288	PR	1505248	05/30/23		28018	Estrada, Emilio C. - Payroll Bi-Weekly-Direct Deposit 5/30/2023	-	1,468.28	3,937,495.58
2288	PR	1505264	05/30/23		28019	Fast, Teresa A. - Payroll Bi-Weekly-Direct Deposit 5/30/2023	-	1,303.36	3,936,192.22
2288	PR	1505279	05/30/23		28020	Feddema, John J. - Payroll Bi-Weekly-Direct Deposit 5/30/2023	-	3,988.93	3,932,203.29
2288	PR	1505302	05/30/23		28021	Ferris, Ryan M. - Payroll Bi-Weekly-Direct Deposit 5/30/2023	-	1,969.41	3,930,233.88
2288	PR	1505320	05/30/23		28022	Fields, Brody J. - Payroll Bi-Weekly-Direct Deposit 5/30/2023	-	3,285.22	3,926,948.66
2288	PR	1505341	05/30/23		28023	Fournier, Nick T. - Payroll Bi-Weekly-Direct Deposit 5/30/2023	-	4,098.83	3,922,849.83
2288	PR	1505357	05/30/23		28024	Frazier, Antonio - Payroll Bi-Weekly-Direct Deposit 5/30/2023	-	3,230.40	3,919,619.43

CAFMA-Central Arizona Fire and Medical
GL Account Ledger - Detail By Period
5/1/2023 through 5/31/2023

Batch	Journal	Entry #	Date	Job	Document	Description	Debits	Credits	Balance
10.1100.0.0.000			CASH WITH YAVAPAI COUNTY (CONTINUED)						
2288	PR	1505372	05/30/23		28025	Freeman, Michael - Payroll Bi-Weekly-Direct Deposit 5/30/2023	\$-	\$1,861.44	\$3,917,757.99
2288	PR	1505391	05/30/23		28026	Freitag, Scott A. - Payroll Bi-Weekly-Direct Deposit 5/30/2023	-	4,730.76	3,913,027.23
2288	PR	1505413	05/30/23		28027	Gallman, Timothy B. - Payroll Bi-Weekly-Direct Deposit 5/30/2023	-	2,171.72	3,910,855.51
2288	PR	1505432	05/30/23		28028	Gardea Chaparro, Ivonne - Payroll Bi-Weekly-Direct Deposit 5/30/2023	-	1,087.96	3,909,767.55
2288	PR	1505448	05/30/23		28029	Gentle, Isabel - Payroll Bi-Weekly-Direct Deposit 5/30/2023	-	1,376.37	3,908,391.18
2288	PR	1505467	05/30/23		28030	Gentle, Joshua A. - Payroll Bi-Weekly-Direct Deposit 5/30/2023	-	1,304.28	3,907,086.90
2288	PR	1505485	05/30/23		28031	Gillihan, Jim W. - Payroll Bi-Weekly-Direct Deposit 5/30/2023	-	1,836.34	3,905,250.56
2288	PR	1505502	05/30/23		28032	Ginn, James E. - Payroll Bi-Weekly-Direct Deposit 5/30/2023	-	2,381.02	3,902,869.54
2288	PR	1505518	05/30/23		28033	Goodman, Laurie K. - Payroll Bi-Weekly-Direct Deposit 5/30/2023	-	1,606.82	3,901,262.72
2288	PR	1505541	05/30/23		28034	Gray, JT A. - Payroll Bi-Weekly-Direct Deposit 5/30/2023	-	1,755.80	3,899,506.92
2288	PR	1505562	05/30/23		28035	Guzzo, Nicholas R. - Payroll Bi-Weekly-Direct Deposit 5/30/2023	-	1,595.62	3,897,911.30
2288	PR	1505583	05/30/23		28036	Hall, Jace R. - Payroll Bi-Weekly-Direct Deposit 5/30/2023	-	2,148.72	3,895,762.58
2288	PR	1505605	05/30/23		28037	Hampton, Daniel A. - Payroll Bi-Weekly-Direct Deposit 5/30/2023	-	2,651.11	3,893,111.47
2288	PR	1505623	05/30/23		28038	Harper, Leslie R. - Payroll Bi-Weekly-Direct Deposit 5/30/2023	-	3,239.28	3,889,872.19
2288	PR	1505640	05/30/23		28039	Hlavacek, Evan - Payroll Bi-Weekly-Direct Deposit 5/30/2023	-	2,352.48	3,887,519.71
2288	PR	1505659	05/30/23		28040	Horstman, Stephen W. - Payroll Bi-Weekly-Direct Deposit 5/30/2023	-	3,844.29	3,883,675.42
2288	PR	1505676	05/30/23		28041	Huddleston, Michael B. - Payroll Bi-Weekly-Direct Deposit 5/30/2023	-	2,631.28	3,881,044.14
2288	PR	1505694	05/30/23		28042	Hutchison, Ethan K. - Payroll Bi-Weekly-Direct Deposit 5/30/2023	-	1,568.35	3,879,475.79
2288	PR	1505706	05/30/23		28043	Ingrao, Jory - Payroll Bi-Weekly-Direct Deposit 5/30/2023	-	3,106.22	3,876,369.57
2288	PR	1505726	05/30/23		28044	Isbell, Tienna B. - Payroll Bi-Weekly-Direct Deposit 5/30/2023	-	1,494.56	3,874,875.01
2288	PR	1505746	05/30/23		28045	Jacobson, Terrence L. - Payroll Bi-Weekly-Direct Deposit 5/30/2023	-	2,677.65	3,872,197.36
2288	PR	1505765	05/30/23		28046	Jimenez, Valentin - Payroll Bi-Weekly-Direct Deposit 5/30/2023	-	2,741.62	3,869,455.74
2288	PR	1505780	05/30/23		28047	Johnson, Carrie A. - Payroll Bi-Weekly-Direct Deposit 5/30/2023	-	2,930.14	3,866,525.60
2288	PR	1505801	05/30/23		28048	Jones, Shaun D. - Payroll Bi-Weekly-Direct Deposit 5/30/2023	-	2,262.99	3,864,262.61
2288	PR	1505818	05/30/23		28049	Jordan, Tessa M. - Payroll Bi-Weekly-Direct Deposit 5/30/2023	-	1,137.38	3,863,125.23
2288	PR	1505838	05/30/23		28050	King, Jeremiah D. - Payroll Bi-Weekly-Direct Deposit 5/30/2023	-	2,842.55	3,860,282.68

CAFMA-Central Arizona Fire and Medical
GL Account Ledger - Detail By Period
5/1/2023 through 5/31/2023

Batch	Journal	Entry #	Date	Job	Document	Description	Debits	Credits	Balance
10.1100.0.0.000			CASH WITH YAVAPAI COUNTY (CONTINUED)						
2288	PR	1505857	05/30/23		28051	Kirk, Jaron J. - Payroll Bi-Weekly-Direct Deposit 5/30/2023	\$-	\$1,719.28	\$3,858,563.40
2288	PR	1505874	05/30/23		28052	Kline, Shyla E. - Payroll Bi-Weekly-Direct Deposit 5/30/2023	-	1,366.00	3,857,197.40
2288	PR	1505891	05/30/23		28053	Kohler, Travis W. - Payroll Bi-Weekly-Direct Deposit 5/30/2023	-	2,556.11	3,854,641.29
2288	PR	1505911	05/30/23		28054	Kontz, Andrew M. - Payroll Bi-Weekly-Direct Deposit 5/30/2023	-	1,545.46	3,853,095.83
2288	PR	1505933	05/30/23		28055	Kontz, Michael V. - Payroll Bi-Weekly-Direct Deposit 5/30/2023	-	4,482.25	3,848,613.58
2288	PR	1505949	05/30/23		28056	Krizo, Denise M. - Payroll Bi-Weekly-Direct Deposit 5/30/2023	-	1,044.60	3,847,568.98
2288	PR	1505966	05/30/23		28057	Kuykendall, Jeffery W. - Payroll Bi-Weekly-Direct Deposit 5/30/2023	-	3,478.70	3,844,090.28
2288	PR	1505982	05/30/23		28058	Legge, David B. - Payroll Bi-Weekly-Direct Deposit 5/30/2023	-	2,746.80	3,841,343.48
2288	PR	1506000	05/30/23		28059	Litchfield, Ronald K. - Payroll Bi-Weekly-Direct Deposit 5/30/2023	-	3,006.27	3,838,337.21
2288	PR	1506016	05/30/23		28060	Lopeman, Keith A. - Payroll Bi-Weekly-Direct Deposit 5/30/2023	-	2,227.95	3,836,109.26
2288	PR	1506032	05/30/23		28061	Lopez, Nelson P. - Payroll Bi-Weekly-Direct Deposit 5/30/2023	-	2,050.28	3,834,058.98
2288	PR	1506053	05/30/23		28062	Lund, Kyle L. - Payroll Bi-Weekly-Direct Deposit 5/30/2023	-	1,531.66	3,832,527.32
2288	PR	1506073	05/30/23		28063	Lynch, Peter J. - Payroll Bi-Weekly-Direct Deposit 5/30/2023	-	1,684.90	3,830,842.42
2288	PR	1506092	05/30/23		28064	Lys, Damian P. - Payroll Bi-Weekly-Direct Deposit 5/30/2023	-	2,797.64	3,828,044.78
2288	PR	1506108	05/30/23		28065	Madden, James P. - Payroll Bi-Weekly-Direct Deposit 5/30/2023	-	1,532.07	3,826,512.71
2288	PR	1506123	05/30/23		28066	Mauldin, Karen S. - Payroll Bi-Weekly-Direct Deposit 5/30/2023	-	2,221.51	3,824,291.20
2288	PR	1506142	05/30/23		28067	Mauldin, Mark E. - Payroll Bi-Weekly-Direct Deposit 5/30/2023	-	3,013.05	3,821,278.15
2288	PR	1506157	05/30/23		28068	Mazon, Joshua M. - Payroll Bi-Weekly-Direct Deposit 5/30/2023	-	2,056.39	3,819,221.76
2288	PR	1506176	05/30/23		28069	McCarthy, Nicholas A. - Payroll Bi-Weekly-Direct Deposit 5/30/2023	-	1,560.06	3,817,661.70
2288	PR	1506196	05/30/23		28070	McCarty, Daniel L. - Payroll Bi-Weekly-Direct Deposit 5/30/2023	-	2,450.69	3,815,211.01
2288	PR	1506216	05/30/23		28071	McFadden, Matthew C. - Payroll Bi-Weekly-Direct Deposit 5/30/2023	-	1,550.10	3,813,660.91
2288	PR	1506236	05/30/23		28072	McFadden, Michael J. - Payroll Bi-Weekly-Direct Deposit 5/30/2023	-	2,282.70	3,811,378.21
2288	PR	1506257	05/30/23		28073	McIntire, Jacob V. - Payroll Bi-Weekly-Direct Deposit 5/30/2023	-	1,569.15	3,809,809.06
2288	PR	1506275	05/30/23		28074	Merrill, Eric R. - Payroll Bi-Weekly-Direct Deposit 5/30/2023	-	2,527.79	3,807,281.27
2288	PR	1506298	05/30/23		28075	Moore, Aaron J. - Payroll Bi-Weekly-Direct Deposit 5/30/2023	-	3,818.32	3,803,462.95

CAFMA-Central Arizona Fire and Medical
GL Account Ledger - Detail By Period
5/1/2023 through 5/31/2023

Batch	Journal	Entry #	Date	Job	Document	Description	Debits	Credits	Balance
10.1100.0.0.000			CASH WITH YAVAPAI COUNTY (CONTINUED)						
2288	PR	1506321	05/30/23		28076	Moore, Ryan T. - Payroll Bi-Weekly-Direct Deposit 5/30/2023	\$-	\$1,651.03	\$3,801,811.92
2288	PR	1506338	05/30/23		28077	Muniz, Thomas E. - Payroll Bi-Weekly-Direct Deposit 5/30/2023	-	1,825.20	3,799,986.72
2288	PR	1506354	05/30/23		28078	Murphey, Patricia D. - Payroll Bi-Weekly-Direct Deposit 5/30/2023	-	3,161.45	3,796,825.27
2288	PR	1506375	05/30/23		28079	Nall, William T. - Payroll Bi-Weekly-Direct Deposit 5/30/2023	-	1,371.70	3,795,453.57
2288	PR	1506396	05/30/23		28080	Nelson, Michael J. - Payroll Bi-Weekly-Direct Deposit 5/30/2023	-	1,759.98	3,793,693.59
2288	PR	1506414	05/30/23		28081	Niemynski, Doug T. - Payroll Bi-Weekly-Direct Deposit 5/30/2023	-	3,498.36	3,790,195.23
2288	PR	1506432	05/30/23		28082	Nolan, Jason K. - Payroll Bi-Weekly-Direct Deposit 5/30/2023	-	2,528.37	3,787,666.86
2288	PR	1506448	05/30/23		28083	O'Neil, Kevin T. - Payroll Bi-Weekly-Direct Deposit 5/30/2023	-	2,013.45	3,785,653.41
2288	PR	1506468	05/30/23		28084	Olson, Rick C. - Payroll Bi-Weekly-Direct Deposit 5/30/2023	-	2,489.22	3,783,164.19
2288	PR	1506487	05/30/23		28085	Overmyer, Titus C. - Payroll Bi-Weekly-Direct Deposit 5/30/2023	-	1,670.81	3,781,493.38
2288	PR	1506502	05/30/23		28086	Parra, Dustin A. - Payroll Bi-Weekly-Direct Deposit 5/30/2023	-	3,050.01	3,778,443.37
2288	PR	1506521	05/30/23		28087	Parra, Payton S. - Payroll Bi-Weekly-Direct Deposit 5/30/2023	-	1,842.19	3,776,601.18
2288	PR	1506535	05/30/23		28088	Peckham, Christopher D. - Payroll Bi-Weekly-Direct Deposit 5/30/2023	-	1,993.26	3,774,607.92
2288	PR	1506555	05/30/23		28089	Pena, Christopher D. - Payroll Bi-Weekly-Direct Deposit 5/30/2023	-	2,676.92	3,771,931.00
2288	PR	1506579	05/30/23		28090	Perez, Anthony R. - Payroll Bi-Weekly-Direct Deposit 5/30/2023	-	2,930.17	3,769,000.83
2288	PR	1506599	05/30/23		28091	Perkins, Shane M. - Payroll Bi-Weekly-Direct Deposit 5/30/2023	-	1,710.61	3,767,290.22
2288	PR	1506616	05/30/23		28092	Poliakon, Brett M. - Payroll Bi-Weekly-Direct Deposit 5/30/2023	-	2,389.65	3,764,900.57
2288	PR	1506638	05/30/23		28093	Pope, Michael V. - Payroll Bi-Weekly-Direct Deposit 5/30/2023	-	1,921.87	3,762,978.70
2288	PR	1506659	05/30/23		28094	Postula, Justin M. - Payroll Bi-Weekly-Direct Deposit 5/30/2023	-	3,673.98	3,759,304.72
2288	PR	1506678	05/30/23		28095	Postula, Karl A. - Payroll Bi-Weekly-Direct Deposit 5/30/2023	-	3,919.43	3,755,385.29
2288	PR	1506693	05/30/23		28096	Prange, Ross L. - Payroll Bi-Weekly-Direct Deposit 5/30/2023	-	5,150.34	3,750,234.95
2288	PR	1506712	05/30/23		28097	Pruitt, Robert E. - Payroll Bi-Weekly-Direct Deposit 5/30/2023	-	3,526.15	3,746,708.80
2288	PR	1506732	05/30/23		28098	Rafters, William C. - Payroll Bi-Weekly-Direct Deposit 5/30/2023	-	1,944.85	3,744,763.95
2288	PR	1506751	05/30/23		28099	Redfern, Joshua L. - Payroll Bi-Weekly-Direct Deposit 5/30/2023	-	2,787.71	3,741,976.24
2288	PR	1506769	05/30/23		28100	Reeves, Katherine D. - Payroll Bi-Weekly-Direct Deposit 5/30/2023	-	1,875.12	3,740,101.12

CAFMA-Central Arizona Fire and Medical
GL Account Ledger - Detail By Period
5/1/2023 through 5/31/2023

Batch	Journal	Entry #	Date	Job	Document	Description	Debits	Credits	Balance
10.1100.0.0.000			CASH WITH YAVAPAI COUNTY (CONTINUED)						
2288	PR	1506789	05/30/23		28101	Rendl, Robert A. - Payroll Bi-Weekly-Direct Deposit 5/30/2023	\$-	\$4,346.99	\$3,735,754.13
2288	PR	1506809	05/30/23		28102	Reyes, Adam N. - Payroll Bi-Weekly-Direct Deposit 5/30/2023	-	1,996.92	3,733,757.21
2288	PR	1506822	05/30/23		28103	Roberts, Jerry R. - Payroll Bi-Weekly-Direct Deposit 5/30/2023	-	2,206.24	3,731,550.97
2288	PR	1506843	05/30/23		28104	Rocha, Edgar O. - Payroll Bi-Weekly-Direct Deposit 5/30/2023	-	1,396.79	3,730,154.18
2288	PR	1506865	05/30/23		28105	Roche, Benjamin H. - Payroll Bi-Weekly-Direct Deposit 5/30/2023	-	2,351.71	3,727,802.47
2288	PR	1506882	05/30/23		28106	Rose, Cody S. - Payroll Bi-Weekly-Direct Deposit 5/30/2023	-	3,715.08	3,724,087.39
2288	PR	1506907	05/30/23		28107	Runo, Kyle E. - Payroll Bi-Weekly-Direct Deposit 5/30/2023	-	3,580.43	3,720,506.96
2288	PR	1506928	05/30/23		28108	Ryan, Keith M. - Payroll Bi-Weekly-Direct Deposit 5/30/2023	-	1,326.13	3,719,180.83
2288	PR	1506944	05/30/23		28109	Scaife, Domenic J. - Payroll Bi-Weekly-Direct Deposit 5/30/2023	-	3,509.76	3,715,671.07
2288	PR	1506960	05/30/23		28110	Schiffmacher, Gerald - Payroll Bi-Weekly-Direct Deposit 5/30/2023	-	1,967.75	3,713,703.32
2288	PR	1506976	05/30/23		28111	Schuster Jr., Alan J. - Payroll Bi-Weekly-Direct Deposit 5/30/2023	-	3,235.58	3,710,467.74
2288	PR	1506992	05/30/23		28112	Seets, James W. - Payroll Bi-Weekly-Direct Deposit 5/30/2023	-	2,102.19	3,708,365.55
2288	PR	1507010	05/30/23		28113	Sheldon, Wesley K. - Payroll Bi-Weekly-Direct Deposit 5/30/2023	-	2,162.45	3,706,203.10
2288	PR	1507026	05/30/23		28114	Sherman, Kylee N. - Payroll Bi-Weekly-Direct Deposit 5/30/2023	-	1,017.13	3,705,185.97
2288	PR	1507044	05/30/23		28115	Sims, Lacie J. - Payroll Bi-Weekly-Direct Deposit 5/30/2023	-	1,559.15	3,703,626.82
2288	PR	1507066	05/30/23		28116	Smith, Jacob A. - Payroll Bi-Weekly-Direct Deposit 5/30/2023	-	1,044.41	3,702,582.41
2288	PR	1507089	05/30/23		28117	Smith, Russell - Payroll Bi-Weekly-Direct Deposit 5/30/2023	-	4,418.16	3,698,164.25
2288	PR	1507107	05/30/23		28118	Smith, Travis L. - Payroll Bi-Weekly-Direct Deposit 5/30/2023	-	3,928.09	3,694,236.16
2288	PR	1507125	05/30/23		28119	Smith, Kristopher A. - Payroll Bi-Weekly-Direct Deposit 5/30/2023	-	1,751.12	3,692,485.04
2288	PR	1507141	05/30/23		28120	Snyder, Timothy E. - Payroll Bi-Weekly-Direct Deposit 5/30/2023	-	2,524.31	3,689,960.73
2288	PR	1507158	05/30/23		28121	Stewart, Jeff - Payroll Bi-Weekly-Direct Deposit 5/30/2023	-	2,044.88	3,687,915.85
2288	PR	1507177	05/30/23		28122	Stooks, Wallace C. - Payroll Bi-Weekly-Direct Deposit 5/30/2023	-	5,718.42	3,682,197.43
2288	PR	1507196	05/30/23		28123	Stretton, Garrett M. - Payroll Bi-Weekly-Direct Deposit 5/30/2023	-	1,566.36	3,680,631.07
2288	PR	1507214	05/30/23		28124	Tharp, David S. - Payroll Bi-Weekly-Direct Deposit 5/30/2023	-	3,663.78	3,676,967.29
2288	PR	1507234	05/30/23		28125	Thompson, Jacob S. - Payroll Bi-Weekly-Direct Deposit 5/30/2023	-	2,230.72	3,674,736.57

CAFMA-Central Arizona Fire and Medical
GL Account Ledger - Detail By Period
5/1/2023 through 5/31/2023

Batch	Journal	Entry #	Date	Job	Document	Description	Debits	Credits	Balance
10.1100.0.0.000			CASH WITH YAVAPAI COUNTY (CONTINUED)						
2288	PR	1507256	05/30/23		28126	Tillich, Timothy A. - Payroll Bi-Weekly-Direct Deposit 5/30/2023	\$-	\$1,570.62	\$3,673,165.95
2288	PR	1507269	05/30/23		28127	Tirpak, Darrell J. - Payroll Bi-Weekly-Direct Deposit 5/30/2023	-	3,046.75	3,670,119.20
2288	PR	1507289	05/30/23		28128	Trask, Ryan A. - Payroll Bi-Weekly-Direct Deposit 5/30/2023	-	4,447.18	3,665,672.02
2288	PR	1507308	05/30/23		28129	Trujillo, Erik J. - Payroll Bi-Weekly-Direct Deposit 5/30/2023	-	2,043.30	3,663,628.72
2288	PR	1507327	05/30/23		28130	Turner, Kenneth R. - Payroll Bi-Weekly-Direct Deposit 5/30/2023	-	1,952.95	3,661,675.77
2288	PR	1507342	05/30/23		28131	VanTuyl, Jonah D. - Payroll Bi-Weekly-Direct Deposit 5/30/2023	-	3,009.73	3,658,666.04
2288	PR	1507360	05/30/23		28132	Vanatta, Justin B. - Payroll Bi-Weekly-Direct Deposit 5/30/2023	-	1,854.76	3,656,811.28
2288	PR	1507375	05/30/23		28133	Viscardi, Karen W. - Payroll Bi-Weekly-Direct Deposit 5/30/2023	-	1,422.29	3,655,388.99
2288	PR	1507394	05/30/23		28134	Wagner, Adam D. - Payroll Bi-Weekly-Direct Deposit 5/30/2023	-	2,901.05	3,652,487.94
2288	PR	1507413	05/30/23		28135	Wagoner, Buddy R. - Payroll Bi-Weekly-Direct Deposit 5/30/2023	-	1,498.05	3,650,989.89
2288	PR	1507430	05/30/23		28136	Wittenberg, David J. - Payroll Bi-Weekly-Direct Deposit 5/30/2023	-	2,373.01	3,648,616.88
2288	PR	1507449	05/30/23		28137	Zazueta, Robert P. - Payroll Bi-Weekly-Direct Deposit 5/30/2023	-	3,014.52	3,645,602.36
2290	CR	1507803	05/30/23		4001282	Securis Insurance Pool -	479.59	-	3,646,081.95
2290	CR	1507804	05/30/23		4001353	Securis Insurance Pool -	1,666.42	-	3,647,748.37
2291	CR	1507822	05/30/23		4001367	Securis Insurance Pool -	714.18	-	3,648,462.55
2291	CR	1507819	05/30/23		510608213	POLACEK, JEFF -	1,539.89	-	3,650,002.44
2291	CR	1507818	05/30/23		510608240	MOORE, SCOTT -	14.68	-	3,650,017.12
2290	CR	1507779	05/30/23		53440	Brookins, Patty -	250.00	-	3,650,267.12
2290	CR	1507780	05/30/23		53440	DeJoria, Dana -	150.00	-	3,650,417.12
2290	CR	1507781	05/30/23		53440	Smith, Andrea -	84.66	-	3,650,501.78
2290	CR	1507782	05/30/23		6093	Findlay Toyota Center -	721.00	-	3,651,222.78
2290	CR	1507802	05/30/23		CASH	DONATION -	100.00	-	3,651,322.78
2281	GJ	1501229	05/31/23		Cash With Yav Cty	Fire Authority Funding	7,360,298.32	-	11,011,621.10
CASH WITH YAVAPAI COUNTY TOTALS:							\$8,577,930.61	\$4,635,167.21	\$11,011,621.10
TOTAL OF LEDGER:							\$8,577,930.61	\$4,635,167.21	\$11,011,621.10

CAFMA-Central Arizona Fire and Medical
GL Trial Balance Worksheet
For The Period of 5/1/2023 through 5/31/2023

Account	Description	Balances				Adjustments
		Beginning	Debits	Credits	Ending	
10.1100.0.0.000	Cash with Yavapai County	\$7,068,857.70	\$8,577,930.61	\$4,635,167.21	\$11,011,621.10	
TOTALS:		<u>\$7,068,857.70</u>	<u>\$8,577,930.61</u>	<u>\$4,635,167.21</u>	<u>\$11,011,621.10</u>	

* Inactive accounts are marked and appear in grey.

CENTRAL ARIZONA FIRE AND MEDICAL AUTHORITY
PSPRS Contingency Reserve Fund FY 22-23

Date	Transaction	Debit	Credit	Balance
07/01/22	Beginning Balance			\$ 2,000,000.00
09/30/22	Interest Revenue - September, 2022	\$4,099.15		\$ 2,004,099.15
03/31/23	Interest Revenue - December, 2022	\$10,703.97		\$ 2,014,803.12
03/31/23	Interest Revenue - March, 2023	\$18,352.75		\$ 2,033,155.87

SAMPLE

Central Arizona Fire and Medical Authority

FIRE PROTECTION SERVICES AGREEMENT

This Fire Protection Agreement is made effective _____, between the Central Arizona Fire and Medical Authority, a political subdivision of the State of Arizona, hereinafter referred to as "AGENCY" and _____, hereinafter referred to as the "Applicant." The property under consideration is described as:

Street Address:

Mailing Address:

Contact Phone Number:

Yavapai County Assessor's Parcel Number:

IT IS THEREFORE MUTUALLY UNDERSTOOD AND AGREED AS FOLLOWS:

1) Purpose. AGENCY shall provide fire protection and limited emergency medical services under the terms of this Agreement.

2) Duration and Renewal. The effective term of this Agreement shall be from _____ through **June 30, 2019**. The provisions of this Agreement shall renew automatically on July 1 of each year for consecutive one-year terms, unless either party pursues termination of the Agreement pursuant to Paragraph 11.

3) Services Provided. Fire Suppression, Emergency Rescue, and limited Emergency Medical Services (collectively "Emergency Services") will be provided under this Agreement. Unless the Incident Commander (senior AGENCY Officer present) requests additional help, AGENCY shall provide a standard response as determined by AGENCY dispatch protocols on each emergency call from the Applicant, subject to conditions below.

It is intended that the Emergency Services provided under this Agreement shall be made available to the individuals residing at the property described in the Preamble above (the "Property") or invitees of said residents (collectively, "Service Recipients") in conjunction with the above-referenced Property irrespective of whether the Property is owner-occupied or leased. While the Applicant shall be responsible for all fees assessed under this Agreement, AGENCY also reserves the right to invoice any actual Service Recipient for the services provided under this Agreement, according to the fee schedule adopted by AGENCY, as amended from time to time. Said billing shall be in addition to the service fee charged under this Agreement.

In providing services under this Agreement, AGENCY reserves the right to involve such other jurisdictions and EMS or suppression service providers as it deems necessary, consistent with its then current protocol. No assurances are made as to

whether, or to what extent, any such third party providers will respond. Applicant and Service Recipients may be responsible for any additional charges assessed by such other service providers.

Applicant herein acknowledges that AGENCY alone will determine its response to any given incident and that AGENCY alone will determine the number of units and personnel responding to such incident. Applicant further acknowledges that such response is subject to, among others and without limitation, any unforeseen circumstance, a major fire, other accidents, conflicting concurrent calls, reduction in force, road closure, poor road conditions, acts of God, or other situations in which there is a shortage of manpower or equipment. Applicant understands that the response time will likely be extended beyond that which might be regularly expected elsewhere within the jurisdictional boundaries of AGENCY by reason of the distance to and isolation of the Applicant's Property, the limited manpower available, access limitations, road conditions, and the other calls within AGENCY that may take priority, and Applicant hereby consents to the same. In addition, Applicant acknowledges and agrees that AGENCY's response and effectiveness may be limited by a lack of adequate water supply.

Applicant acknowledges and agrees that AGENCY may, in its sole discretion, give priority to other emergency calls either within AGENCY's jurisdictional boundaries or outside AGENCY boundaries, potentially causing a delay in response time. Further, Applicant acknowledges and agrees that AGENCY may, in conjunction with any call to the Property, respond with insufficient equipment or manpower on occasion, either by reason of limited manpower, equipment availability, resource allocation, or by reason of the limited information having been made available to AGENCY in conjunction with the determination of the appropriate response.

Applicant hereby acknowledges that no assurances are given or warranties made as to the response time or service level that will be offered, and agrees to hold the AGENCY harmless from and indemnify AGENCY for any and all damages which might be incurred by Applicant, Service Recipient, to Applicant's Property or to any third party's property or person, including that of any Service Recipient, by reason of extended response times, reduced equipment or manpower response, the decision to involve other service providers, failure to involve other jurisdictions or service providers, AGENCY's decision to allocate resources elsewhere either inside or outside of AGENCY's jurisdictional boundaries, the allocation of manpower or equipment, or other operational decisions which might result in delay or additional loss of life or property.

Further, Applicant acknowledges and agrees that AGENCY shall not be liable for the negligent act or omission of any third party service provider. Applicant also agrees that AGENCY is under no obligation to transport any Service Recipient. Applicant acknowledges that AGENCY does not hold a Certificate of Necessity and does NOT provide ambulance or non-emergency transport services, and that transport services are typically provided through a third party. Applicant, Service Recipient, or both, shall be solely responsible for any and all expenses associated with any transport services utilized by either.

4) Response Time. AGENCY shall make reasonable efforts to respond to Applicant's emergency calls in a manner consistent with then-current agency protocol, subject to the terms and conditions set forth in this Agreement. Applicant hereby acknowledges that response times are subject to variations due to existing weather conditions, road conditions, travel distance, traffic conditions, property identification, conflicting responses, equipment and manpower availability or allocation, and access to Applicant's Property. Applicant acknowledges that because of the substantial distance involved, the minimum response time likely to be experienced by Applicant may exceed that of other recipients within the jurisdictional boundaries of AGENCY, and that no assurances are given by the AGENCY as to what ISO rating might apply to the Applicant's Property.

5) Routing Information. Applicant agrees that it shall provide AGENCY with current routing information to Applicant's Property in a form acceptable to AGENCY Fire Chief, and will endeavor to inform all occupants of subject Property of the proper procedures to follow in case of fire.

6) Access. Applicant hereby specifically acknowledges that standard access roads sufficient to allow AGENCY fire equipment to reach the scenes of emergency calls are a significant factor in AGENCY's ability to respond to emergency calls within a reasonable and expeditious time. If access roadways are not maintained by other public service agencies, the responsibility of providing and maintaining adequate access rests solely with Applicant. Applicant hereby agrees to hold AGENCY harmless from and to fully indemnify AGENCY for any liability or damages arising from any delay which might occur by reason of limited, inadequate or poorly maintained access, inadequate address or access description, or failure of Applicant or the Property to comply with applicable fire codes, building codes, zoning codes or recommendations or requirements made by any agency or AGENCY.

Applicant hereby grants to AGENCY the right of ingress and egress and to enter upon Applicant's Property for purposes of conducting inspections to determine accessibility, and to observe any other matters which may affect AGENCY's ability to provide services under this Agreement. Nothing herein shall be construed as requiring AGENCY to make any such inspection, or to require that AGENCY report to the Property owner in regard to any accessibility issues.

7) Compensation; Calculation; Payment. As consideration for AGENCY's provision of Emergency Services under this Agreement, Applicant shall pay to AGENCY a sum (the "Service Fee") equal to the amount which would be paid if the Applicant's Property was located in and taxable by the respective fire district (either the Central Yavapai Fire District or the Chino Valley Fire District) which would otherwise contract to provide such services to Applicant at that fire district's then current tax rate, any applicable bond debt servicing rates, plus an administrative fee equal to \$50.00 as modified from time to time. The Service Fee shall be owed to AGENCY by Applicant even if there is no current county tax assessed on the Property: by reason of the fact that the property is considered to be non-taxable; because no net assessed value has

been established; or for any other reason. In that event, for the purpose of calculating the Service Fee to be paid by the Applicant, 10% of the full cash value as indicated by the county assessor's office may be used as the assessed value, or if the full cash value is not available, the value of the property shall be established by way of appraisal conducted by a duly-licensed real estate appraiser provided by and solely at the cost of Applicant.

If the property is appraised, the assessed value will be 10% of the appraisal. The then current fire district tax rate shall be applied to said property value, plus any then-applicable bond debt service rates and an administrative fee equal to \$50.00. If for some reason the current assessed value information is unavailable, then the Service Fee under this contract, as renewed, will be equal to the Service Fee charged for the immediately preceding service year, plus 10%, until such time as the current property value information becomes available, at which time the fee for the then-current year shall be recalculated and an adjustment to the Service Fee made.

Payment shall be due when this Agreement is signed; alternatively, payment arrangements may be approved in the sole discretion of AGENCY for quarterly payments with the first payment being due and payable simultaneous with the execution of this Agreement and thereafter on the first day of each subsequent quarter. Any payment not received within 30 days of the due date will be considered in default and may result in the termination of this Agreement. For the initial term of the Agreement, the parties agree that the fee shall be \$«F17», but that such fee may be prorated (based on 12 months).

In the event of termination of this Agreement due to non-payment by Applicant of the agreed Service Fee within 30 days of due date, Applicant must reapply for Emergency Services pursuant to a new Agreement. In such event, the only option for payment under such new Agreement shall be for payment of all monies due in full at the time of execution of the new Agreement; other payment arrangements will only be considered upon renewal of the Agreement after completion of the initial term of the new Agreement.

The Service Fee paid to AGENCY by Applicant pursuant to this Agreement shall be considered earned by AGENCY when paid, and shall not be conditioned upon or modified by reason of the number of responses made by AGENCY to the Applicant's property during the term of this Agreement. While Applicant shall be responsible for all Service Fees assessed under this Agreement, AGENCY also reserves the right to invoice any actual Service Recipients for the services provided under this Agreement according to the then-current fee schedule adopted by AGENCY, as amended from time to time. Said invoice shall be in addition to any Service Fee due under the terms of this Agreement.

8) Insurance. Applicant shall provide AGENCY with a current certificate of liability and hazard insurance, together with the name and address of insurance agent, name of insurance company providing coverage, and insurance policy number.

9) Waiver and Disclaimer of Liability. Applicant agrees that AGENCY shall not be liable for any consequential damages to Applicant or any Service Recipient, including but not limited to any lost income or profits suffered by Applicant or any Service Recipient. In consideration of AGENCY's agreement to provide services under the terms of this Agreement, Applicant agrees to hold AGENCY harmless and hereby releases AGENCY from and indemnifies AGENCY for any and all claims, demands, liability and causes of action that may arise as a result of AGENCY providing the services described herein. Applicant specifically agrees to hold AGENCY harmless from, in addition to the foregoing, any claims, demands, liability or causes of action which might arise out of AGENCY's inability to provide, or any delay or limits in providing services, due in whole or in part to the conditions spelled out in Sections 3, 4, 5, and 6 of this Agreement.

10) No Third-Party Beneficiaries. This Agreement will be for the benefit of the parties named herein only and shall not be construed as having been entered into for the benefit of any third party.

11) No Warranties. Nothing herein shall be construed as a warranty by AGENCY against damages, whether to real property or personal property, which may result by way of fire, injury to a person, by accident or any other emergency occurring on Applicant's Property.

12) Limitation of Damages. In the event of breach or non-performance by AGENCY, Applicant's sole remedy shall be limited to the termination of this Agreement and refund of any unearned fees for that current contract year, the parties hereto having agreed that said fees are a reasonable amount of damages. This limitation of damages shall bind, without limitation, Service Recipients, family members, legal representatives, assigns and successors in interest of the Applicant. The waiver, hold harmless and indemnification provisions of this Agreement are for the benefit of AGENCY and shall survive the termination of this Agreement.

13) Termination. Either party may terminate this Agreement by thirty (30) days' written notice of termination delivered to the other party at these addresses:

For AGENCY:

Central Arizona Fire and Medical Authority
8603 E. Eastridge Drive
Prescott Valley, AZ 86314

For Applicant:

In the event of termination of this Agreement after the Applicant has paid the required payment due for that term, AGENCY shall return funds to the Applicant prorated on a per day basis for the period after the date of termination.

In the event Applicant sells the subject property or otherwise disposes of the same, this Agreement will terminate immediately upon notification from the Applicant of same; provided, however, that the indemnification requirements imposed on Applicant under this Agreement for incidents occurring during the term of this Agreement shall survive the termination hereof. Nothing herein shall prevent AGENCY from negotiating a new emergency services Agreement with the new owner of the subject property.

14) Cancellation Due to Conflict. AGENCY may cancel this Agreement pursuant to the mandates of A.R.S. §38-511.

15) Severability. If any provision of this Agreement shall be held to be unconstitutional, invalid, or unenforceable, it shall be deemed severable; however, the remainder of the Agreement shall not be affected and shall remain in full force and effect.

16) Fire Code Compliance. Applicant hereby specifically acknowledges that all operations and activities, as well as new construction, and remodel of structures when applicable, will be in compliance with AGENCY's adopted Fire Code.

The undersigned warrants to AGENCY that the Applicant has the power to enter into this Agreement and that all necessary acts have been taken to enter into this Agreement.

APPLICANT

By _____
Date

CENTRAL ARIZONA FIRE & MEDICAL
AUTHORITY

Board Chair Date

ATTEST:

By _____
Date

Board Clerk Date

TO: Fire Board
FROM: Chief Freitag
DATE: June 26, 2023

SUBJECT: PUBLIC HEARING - FISCAL YEAR 2023-2024 BUDGET

Open Public Hearing

The Board Chair should open the hearing by stating:

"I declare the Public Hearing on the Central Arizona Fire and Medical Authority's Fiscal Year 2023-2024 Budget open for public comment."

The public hearing notification was posted in accordance with Arizona Revised Statutes. At this time, we have not received any comments from the public.

Close Public Hearing

At the conclusion of the public comments, the Board Chair states:

"I declare the Public Hearing to be closed."

If you have any questions, please call Assistant Chief Tharp or myself at 772-7711.

CENTRAL ARIZONA FIRE AND MEDICAL AUTHORITY

RESOLUTION 23-01

A FORMAL RESOLUTION OF THE ELECTED BOARD OF THE CENTRAL ARIZONA FIRE AND MEDICAL AUTHORITY TO ADOPT THE FISCAL YEAR 2024 BUDGET OF \$38,514,055 TO ENCUMBER SUFFICIENT FUNDS TO COVER OUTSTANDING WARRANTS FROM THE PREVIOUS FISCAL YEAR, AND TO ENCUMBER ANY CARRYOVER AMOUNT EXCEEDING \$1,749,978 TO BE TRANSFERRED TO THE AUTHORITY'S CAPITAL RESERVE FUND FOR FUTURE CAPITAL EXPENDITURES.

WHEREAS, Arizona Revised Statutes Title 48 requires the Central Arizona Fire and Medical Authority to adopt an annual budget, and;

WHEREAS, the Central Arizona Fire and Medical Authority has posted and published its proposed annual budget in compliance with State Law, and;

WHEREAS, a Public Hearing was held on the proposed Fiscal Year 2024 Budget in compliance with State Law, and:

WHEREAS, it is necessary to encumber sufficient funds to cover outstanding warrants from the previous fiscal year, and;

WHEREAS, the Central Arizona Fire and Medical Authority wishes to encumber any carryover amount exceeding \$1,749,978 to transfer to the Agency's Capital Reserve Fund for future capital expenditures;

THEREFORE, IT IS HEREBY RESOLVED THAT THE CENTRAL ARIZONA FIRE AND MEDICAL AUTHORITY BOARD OF DIRECTORS ADOPTS THE FISCAL YEAR 2024 BUDGET OF \$38,514,055 (ATTACHED) AND ENCUMBERS SUFFICIENT FUNDS TO COVER OUTSTANDING WARRANTS FROM THE PREVIOUS FISCAL YEAR, AND ENCUMBERS ANY CARRYOVER AMOUNT EXCEEDING \$1,749,978 TO TRANSFER TO THE AUTHORITY'S CAPITAL RESERVE FUND FOR FUTURE CAPITAL EXPENDITURES.

RESOLVED and ADOPTED this 26th day of June, 2023.

Board Chair

ATTEST:

Board Clerk

1. Enter fire district name
2. Select the county of the fire district
3. Select the budget year

Central Arizona Fire and Medical Authority

Yavapai

2024



We, the undersigned, hereby certify that the Fire District has not incurred any debt or liability in excess of taxes levied and to be collected and the monies actually available and unencumbered at this time in the district general fund, except for those liabilities as prescribed in A.R.S. §§48-805(B)(2) and (3), 48-806, and 48-807. Additionally, we hereby certify that the Fire District has complied with A.R.S. §48-805.02(F).

4.

District chairperson:

SIGNED

District clerk:

SIGNED

Date:

A. Calculation of the tax year 2023 secondary property tax rate for fiscal year 2024 operations:**Adjustment to secondary property tax levy for territory annexed during the tax year 2022 (A.R.S. §48-807[I])****A.1** Net assessed value of annexed property in tax year 2022**A.2** Actual tax year 2022 secondary property tax rate**A.3** Annexed property tax limit adjustment in tax year 2023

per \$100 AV

\$ -

Check box if newly merged or consolidated: ☐**Tax year 2023 secondary property tax information (A.R.S. §48-807[K])****A.4** Tax year 2023 Assessed Value (AV) in the Fire District**A.5** Actual tax year 2022 secondary property tax levy**A.6** Maximum allowed tax year 2022 secondary property tax levy**Calculation of the allowable tax year 2023 secondary property tax levy (A.R.S. §48-807[F])****A.7** Line A.6 multiplied by 1.08 (A.R.S. §48-807[F])

\$ -

A.8 Maximum allowable tax year 2023 levy limit (A.7 + A.3)

\$ -

A.9 Allowable tax year 2023 secondary tax rate

\$ - per \$100 AV

A.10 Maximum allowable 2023 secondary tax rate (lessor of A.9 or \$3.50)

\$ - per \$100 AV

A.11 Maximum allowable tax year 2023 secondary tax levy

\$ -

A.12 Tax year 2022 excess levy or collections: (A.R.S. §48-807[J])

\$ -

A.13 Tax year 2023 maximum allowable levy limit (A.11 - A.12)

\$ -

Calculation of the proposed tax year 2023 secondary property tax rate for fiscal year 2024 operations**A.14** Total budgeted expenses in fiscal year 2024 (Budget tab, line 51)

\$ 38,514,055

A.15 Less—Unrestricted unencumbered carryforward (Budget tab, line 1)

\$ 1,749,978

A.16 Less—Revenues from sources other than direct property tax

\$ 36,764,077

A.17 Less—Interest and principal expense for Bonds (Budget tab, lines 38 & 39)

\$ -

A.18 Tax year 2023 tax levy needed for operations (A.14 - (A.15 + A.16 + A.17))

\$ -

A.19 Tax year 2023 tax rate needed for operations:

\$ - per \$100 AV

A.20 Tax year 2023 maximum allowable levy rate (A.13/(A.4/100)):

\$ - per \$100 AV

A.22 Proposed tax year 2023 secondary property tax rate for fiscal year 2024 operations

\$ - per \$100 AV

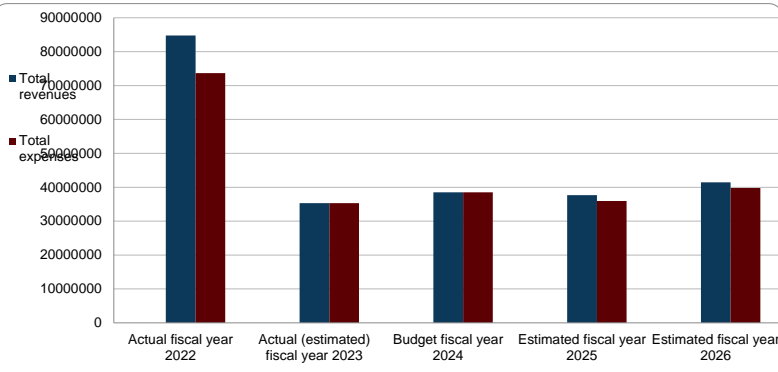
Calculation of the proposed 2023 secondary property tax rate for the repayment of bonds (A.R.S. §48-806)**A.23** Tax year 2023 secondary property tax levy needed for the repayment of bonds**A.24** Tax year 2023 secondary property tax rate needed for the repayment of bonds

\$ - per \$100 AV

Summary for fiscal years 2022 through 2026:**Special study****No study of merger, consolidation, or joint operating alternative is required**

If the district's total estimate of expenses exceeds its total estimate of revenues for any fiscal year, A.R.S. §48-805.02(D)(15) requires the district include a study of merger, consolidation, or joint operating alternative. The Fire District is not required to include a study as their estimated expenses are not greater than budgeted revenue for any fiscal year.

Revenue and expense chart will populate automatically based on the Budget tab



Year	Total revenues	Total expenses
Actual fiscal year 2022	\$ 84,780,437	\$ 73,656,114
Actual (estimated) fiscal year 2023	\$ 35,294,331	\$ 35,294,331
Budget fiscal year 2024	\$ 38,514,055	\$ 38,514,055
Estimated fiscal year 2025	\$ 37,667,001	\$ 35,950,088
Estimated fiscal year 2026	\$ 41,431,099	\$ 39,765,948

Budget

	Actual fiscal year 2022	Actual (estimated) fiscal year 2023	Budget fiscal year 2024	Estimated fiscal year 2025	Estimated fiscal year 2026
Financial resources available at July 1					
1. Beginning fund balance/(deficit)—unrestricted unencumbered		\$ 1,613,296	\$ 1,749,978	-	-
2. Beginning fund balance—restricted				-	-
Revenues					
3. Secondary property tax revenue				-	-
4. Fire district assistance tax				-	-
5. Wildland	\$ 2,694,837	\$ 822,400	\$ 887,400	614,175.36	543,896.36
6. Operating revenues		\$ 2,000,000	\$ 2,000,000	-	-
7. Grants	\$ 547,362	\$ 855,235	\$ 847,178	1,081,442.24	1,225,870.06
8. Bonds				-	-
9. Interest	\$ 19,006	\$ 50,000	\$ 60,000	114,922.45	179,013.20
10. Donations				-	-
11. Miscellaneous	\$ 933,484	\$ 560,000	\$ 579,580	473,768.24	438,803.67
12. Other (specify) <u>CYFD Funding</u>	\$ 21,524,109	\$ 23,300,649	\$ 26,146,528	28,822,292.32	32,057,228.57
Other (specify) <u>Chino Valley Funding</u>	\$ 5,230,932	\$ 5,575,524	\$ 6,013,391	6,447,586.75	6,933,536.82
Other (specify) <u>Intergovernmental Contracts</u>	\$ 964,413	\$ 517,227	\$ 230,000	112,814.06	52,750.44
Other (specify) <u>Investment Loss</u>	\$ (498,706)			-	-
Certificates of Participation	\$ 53,365,000			-	-
13. Total financial resources available	\$ 84,780,437	\$ 35,294,331	\$ 38,514,055	\$ 37,667,001	\$ 41,431,099
Expenses					
14. Personnel:					
15. Estimated number of full-time employees (FTE) in 2024:			0		
16. Salaries & wages	\$ 22,594,687	\$ 26,191,700	\$ 28,890,727	32,678,969.20	36,505,219.98
17. Health insurance				-	-
18. Pension & other retirement benefits	\$ 41,178,028			-	-
19. Other (specify) _____				-	-
Other (specify) _____				-	-
Other (specify) _____				-	-
20. Total personnel expenses	63,772,715.00	26,191,700.00	28,890,727.00	32,678,969.20	36,505,219.98
Operating:					
21. Fuel				-	-
22. Tools & minor equipment				-	-
23. Contracted services				-	-
24. Supplies				-	-
25. Vehicle repair				-	-
26. Training & prevention				-	-
27. Maintenance & repair—operating				-	-
28. Communications				-	-
29. Contingencies & emergencies		\$ 1,613,296	\$ 1,749,978	-	-
30. Other (specify) <u>COP Issuance Cost</u>	\$ 1,186,972			-	-
Other (specify) <u>Supplies and Services</u>		\$ 2,851,624	\$ 3,076,178	-	-
Other (specify) _____				-	-
31. Total operating expenses	1,186,972.00	4,464,920.00	4,826,156.00	-	-
Capital:					
32. Land, building, & construction	\$ 3,558,995			-	-
33. Vehicles		\$ 1,335,893	\$ 1,685,314	-	-
34. Lease payments				-	-
35. Machinery & equipment				-	-
36. Maintenance & repair—capital				-	-
37. Reserve for future years—carryforward				-	-
38. Debt service—principal	\$ 1,330,000			-	-
39. Debt service—interest	\$ 960,766			-	-
40. Other (specify) _____				-	-
Other (specify) _____				-	-
Other (specify) _____				-	-
41. Total capital expenses	5,849,761.00	1,335,893.00	1,685,314.00	-	-
Administrative:					
42. Administrative equipment				-	-
43. Insurance				-	-
44. Utilities				-	-
45. Professional services	\$ 2,846,666	\$ 3,301,818	\$ 3,111,858	3,271,119.09	3,260,728.12
46. Subscriptions, dues, fees				-	-
47. General administrative expenses				-	-
48. Other (specify) _____				-	-
Other (specify) _____				-	-
Other (specify) _____				-	-
50. Total administrative expenses	2,846,666.00	3,301,818.00	3,111,858.00	3,271,119.09	3,260,728.12
51. Total expenses	\$ 73,656,114	\$ 35,294,331	\$ 38,514,055	\$ 35,950,088	\$ 39,765,948

CERTIFICATION PURSUANT TO A.R.S. §48-805.02.D

Fiscal Year 2023-2024 Budget

In accordance with the requirements of Arizona Revised Statutes §48-805.02.D, the Chairman and the Clerk of the Central Arizona Fire and Medical Authority Board of Directors hereby certify as follows:

- (a) That the Authority has not incurred any debt or liability in excess of taxes levied and to be collected and the money actually available and unencumbered at that time in the Authority general fund, except for those liabilities as described in A.R.S. § 48-805, subsection B, paragraph 2, A.R.S. § 48-806, and A.R.S. § 48-807.
- (b) That the Central Arizona Fire and Medical Authority complies with subsection F of A.R.S. § 48-805.02.

CERTIFIED THIS 26th DAY OF JUNE, 2023

By: _____
Chairman
Central Arizona Fire and Medical Authority Board of Directors

By: _____
Clerk
Central Arizona Fire and Medical Authority Board of Directors

CENTRAL ARIZONA FIRE AND MEDICAL AUTHORITY

RESOLUTION 2023-02

A FORMAL RESOLUTION OF THE BOARD OF THE CENTRAL ARIZONA FIRE AND MEDICAL AUTHORITY TO DESIGNATE THE EQUITY ASSIGNMENT FOR FISCAL YEAR 2023-2024 AS NOTED IN THE GOVERNMENT ACCOUNTING STANDARDS BOARD (GASB) STATEMENT #14 – JOINT VENTURE ACCOUNTING.

WHEREAS, the Central Arizona Fire and Medical Authority participates in a Joint Powers Authority allowed under ARS Title 48 Section 805.01, and;

WHEREAS, the Central Arizona Fire and Medical Authority Board of Directors annually approves a Fiscal Year budget as directed by ARS Title 48 Section 805.02, and;

WHEREAS, the Central Arizona Fire and Medical Authority, through its approved budget, manages the budgeted funds of the Central Yavapai Fire District and the Chino Valley Fire District for its operation, and;

WHEREAS, the Central Arizona Fire and Medical Authority is participating in Joint Venture Accounting as defined by GASB Statement #14, and;

WHEREAS, the Central Arizona Fire and Medical Authority wishes to clearly designate the assignment of equity for each fiscal year as outlined in GASB Statement #14;

THEREFORE, IT IS HEREBY RESOLVED THAT THE CENTRAL ARIZONA FIRE AND MEDICAL AUTHORITY BOARD OF DIRECTORS, WITH THE ADOPTION OF THE FISCAL YEAR 2024 BUDGET OF \$38,514,055 DESIGNATES THAT FISCAL YEAR 2024 BUDGETED EXPENSES AND REVENUES SHALL BE ASSIGNED AT 81.30% TO THE CENTRAL YAVAPAI FIRE DISTRICT AND 18.70% TO THE CHINO VALLEY FIRE DISTRICT BASED ON THE FUNDING REQUIREMENTS TO THE JPA.

RESOLVED and ADOPTED this 26th day of June, 2023.

Board Chairman

ATTEST:

Board Clerk

TO: Fire Board
FROM: Chief Freitag
DATE: June 26, 2023

SUBJECT: MOTION, DISCUSSION, AND ACTION DESIGNATING THE
PERCENTAGE OF VACATION AND SICK LEAVE RETIREMENT
DISTRIBUTIONS BEING PLACED INTO POST EMPLOYMENT HEALTH
PLAN (PEHP) FOR FISCAL YEAR 2023-2024

As per Policy 403, upon separation of employment, the employee will be compensated (per the policy) for unused Sick Leave and Vacation. Those eligible for retirement during the upcoming Fiscal Year (2023-2024) have requested that the Board of Directors approve that 100% of those distributions be placed in the "Premium Only" Post Employment Health Plan (PEHP) account that is tax deferred as per the IRS for use to pay health insurance premiums only.

Suggested Motion: *Approve 100% of vacation and sick leave retirement distributions be placed into Post Employment Health Plan (PEHP) for Fiscal Year 2023-2024*

If you have any questions, please call Assistant Chief Tharp or myself at 772-7711.

CENTRAL ARIZONA FIRE AND MEDICAL AUTHORITY

Resolution No. 2023-03

**PUBLIC SAFETY PERSONNEL RETIREMENT SYSTEM PENSION FUNDING
POLICY**

A FORMAL RESOLUTION OF THE GOVERNING BOARD OF THE CENTRAL ARIZONA FIRE AND MEDICAL AUTHORITY (“CAFMA” or the “Authority”) TO ADOPT A PUBLIC SAFETY PERSONNEL RETIRMENT SYSTEM PENSION FUNDING POLICY

WHEREAS, House Bill 2019, approved by the Governor on April 3, 2018, requires that each governing body of an employer shall annually adopt a pension funding policy that includes funding objectives that address

- How to maintain stability of the governing body’s contributions to the system,
- How and when the governing body’s funding requirements of the system will be met,
- Define the governing body’s funding ration target under the system and the timeline for reaching the targeted funded ratio; and

WHEREAS, the policy must also formally accept the employer’s share of the assets and liabilities under the system based on the system’s actuarial valuation report; and

WHEREAS, the policy must be annually posted on the Authority’s website,

THEREFORE IT IS HEREBY RESOLVED, APPROVED, ADOPTED, AND DIRECTED AS FOLLOWS:

RESOLVED, that the Governing Board of the Central Arizona Fire and Medical Authority, hereby adopts the Pension Funding Policy attached hereto.

APPROVED AND ADOPTED this 26th day of June, 2023.

Board Chairman
Central Arizona Fire and Medical Authority

ATTEST:

Board Clerk
Central Arizona Fire and Medical Authority

Central Arizona Fire and Medical Authority Public Safety Personnel Retirement System Pension Funding Policy

The intent of this policy is to clearly communicate the Authority's pension funding objectives and its commitment to our employees and the sound financial management of the Central Arizona Fire and Medical Authority (CAFMA) and to comply with new statutory requirements of Laws 2018, Chapter 112.

Several terms are used throughout this policy:

Unfunded Actuarial Accrued Liability (UAAL) – Is the difference between trust assets and the estimated future cost of pensions earned by employees. This UAAL results from actual results (interest earnings, member mortality, disability rates, etc.) being different from the assumptions used in previous actuarial valuations.

Annual Required Contribution (ARC) – Is the annual amount required to pay into the pension funds, as determined through annual actuarial valuations. It is comprised of two primary components: normal pension cost – which is the estimated cost of pension benefits earned by employees in the current year; and, amortization of UAAL – which is the cost needed to cover the unfunded portion of pensions earned by employees in previous years. The UAAL is collected over a period of time referred to as the amortization period. The ARC is a percentage of the current payroll.

Funded Ratio – Is a ratio of fund assets to actuarial accrued liability. The higher the ratio the better funded the pension is with 100% being fully funded.

Intergenerational equity – Ensures that no generation is burdened by substantially more or less pension costs than past or future generations.

The Central Arizona Fire and Medical Authority's employees who are eligible or regularly assigned hazardous duty participate in the Public Safety Personnel Retirement System (PSPRS).

Public Safety Personnel Retirement System (PSPRS)

PSPRS is administered as an agent multiple-employer pension plan. An agent multiple-employer plan has two main functions: 1) to commingle assets of all plans under its administration, thus achieving economy of scale for more cost-efficient investments and invest those assets for the benefit of all members under its administration and 2) serve as the statewide uniform administrator for the distribution of benefits.

Under an agent multiple-employer plan each agency participating in the plan has an individual trust fund reflecting that agencies' assets and liabilities. Under this plan all contributions are deposited to and distributions are made from that fund's assets, each fund has its own funded ratio and contribution rate, and each fund has a unique annual actuarial valuation. The Central Arizona Fire and Medical Authority has one trust fund for fire employees.

The Authority Board formally accepts the assets, liabilities, and current funding ratio of the Central Arizona Fire and Medical Authority's PSPRS trust funds from the June 30, 2022, actuarial valuation, which are detailed below.

Trust Fund	Assets	Accrued Liability	Unfunded Actuarial Accrued Liability	Funded Ratio
Tier 1 & 2	\$ 99,003,580	\$109,388,728	\$10,385,148	90.5%
Tier 3	\$76,171,857	\$68,939,204	(\$7,232,653)	110.5%
CAFMA Totals	\$175,175,437	\$178,327,932	\$ 3,152,495	98.2%

PSPRS Funding Goal

Pensions that are less than fully funded place the cost of service provided in earlier periods (amortization of UAAL) on the current taxpayers. Fully funded pension plans are the best way to achieve taxpayer and member intergenerational equity. Most funds in PSPRS are significantly underfunded and falling well short of the goal of intergenerational equity.

The Board's PSPRS funding ratio goal is 100% (fully funded) by June 30, 2036. The Authority Board established this goal for the following reasons:

- The PSPRS trust funds represent only the Central Arizona Fire and Medical Authority's liability
- The fluctuating cost of an UAAL causes strain on the Central Arizona Fire and Medical Authority's budget, affecting our ability to provide services
- A fully funded pension is the best way to achieve taxpayer and member intergenerational equity

The Authority Board has taken the following actions to achieve this goal:

- Maintain ARC payment from operating revenues – The Board is committed to maintaining the full ARC payment (normal cost and UAAL amortization) from operating funds. The estimated combined ARC for FY24 is \$ 2,727,215 and will be able to be paid from operating funds without diminishing Central Arizona Fire and Medical Authority services.
- Due to additional payments above the ARC in Fiscal Year 2022 (\$42,178,028) on September 16, 2021, the new ARC requirement for FY24 is \$2,727,215 and the funding level is 98.2%

Based on these actions the Board plans to achieve its goal of 100% funding before June 30, 2036, in accordance with the amortization timeline set forth by the PSPRS June 30, 2022 Actuarial Valuation.