

CENTRAL YAVAPAI FIRE DISTRICT
GENERAL FUND BANK RECONCILIATION JUNE, 2023

Reconciliation:	
Beginning Balance:	\$ 1,195,039.97
Fire District Deposits:	\$ 8,780.63
Tax Revenue:	\$ 209,049.10
Interest Revenue:	\$ 18,621.88
Transfer Out: Fire Authority Funding	\$ (859,978.27)
Checks and Charges:	\$ -
Other: Tax Roll Corrections	\$ -
Ending Balance:	\$ 571,513.31

Difference Between Balances: \$ -

Deposits Per Bank Statement:	
Real Estate Taxes:	\$ 197,177.97
Personal Property Taxes:	\$ 8,222.80
Fire District Assistance Tax:	\$ 3,648.33
Interest Income:	\$ 18,621.88
Fire District Deposits:	\$ 8,780.63
Outstanding Deposits:	\$ -
Other:	\$ -
Other:	\$ -
Ending Balance:	\$ 236,451.61

Bank Statement Balance:	
Balance Per Bank:	\$ 571,513.31
Outstanding Checks:	\$ -
Outstanding Deposits:	\$ -
Ending Balance:	\$ 571,513.31

G/L Ending Balance: \$ 571,513.31

\$ 571,513.31

Bank Reconciliation Register:	
Checks From Accounts Payable:	\$ -
Other: GL JE Fire Authority Funding	\$ 859,978.27
Other:	\$ -
Total:	\$ 859,978.27

Deposits From Accounts Receivable: \$ 8,780.63
Other: GL JE Tax Revenue: \$ 227,670.98

Ending Balance: \$ 236,451.61

Reconciliation Approved By:

Scott Freitag
Digitally signed by Scott Freitag
Date: 2023.07.14 18:28:57 -07'00'
Scott Freitag, Fire Chief

Reconciliation Reviewed By:

Dave Tharp
Digitally signed by Dave Tharp
Date: 2023.07.13 15:48:16 -07'00'
David Tharp, Assistant Chief of Administration

Reconciliation Prepared By:

Karen Mauldin
Digitally signed by Karen Mauldin
Date: 2023.07.11 16:52:09 -07'00'
Karen Mauldin, Finance Manager

CENTRAL YAVAPAI FIRE DISTRICT
General Fund Tax Collection Information

Total Levy Month	FY 16-17 \$14,116,233 Collected	FY 17-18 \$16,282,904 Collected	FY 18-19 \$16,529,780 Collected	FY 19-20 \$17,960,663 Collected	FY 20-21 \$19,423,017 Collected	FY 21-22 \$21,044,253 Collected	FY 22-23 \$22,943,481 Collected
July	\$50,468	\$47,993	\$48,809	\$53,398	\$113,844	\$91,719	\$79,538
%	0.358%	0.295%	0.295%	0.297%	0.586%	0.436%	0.347%
% To Date	0.3575%	0.2947%	0.2953%	0.2973%	0.5861%	0.4358%	0.3467%
August	\$26,519	\$25,442	\$29,028	\$18,645	\$21,440	\$30,145	\$22,797
%	0.188%	0.156%	0.176%	0.104%	0.110%	0.143%	0.099%
% To Date	0.5454%	0.4510%	0.4709%	0.4011%	0.6965%	0.5791%	0.4460%
September	\$789,429	\$768,730	\$136,335	\$151,569	\$38,040	\$272,297	\$235,478
%	5.592%	4.721%	0.825%	0.844%	0.196%	1.294%	1.026%
% To Date	6.1377%	5.1721%	1.2957%	1.2450%	0.8924%	1.8730%	1.4724%
October	\$3,589,494	\$6,179,209	\$6,735,649	\$7,842,869	\$7,733,468	\$8,922,036	\$9,527,769
%	25.428%	37.949%	40.749%	43.667%	39.816%	42.397%	41.527%
% To Date	31.5659%	43.1211%	42.0442%	44.9119%	40.7084%	44.2696%	42.9995%
November	\$3,154,358	\$1,286,322	\$2,208,068	\$1,675,932	\$2,373,821	\$2,237,664	\$2,604,225
%	22.346%	7.900%	13.358%	9.331%	12.222%	10.633%	11.351%
% To Date	53.9115%	51.0210%	55.4024%	54.2431%	52.9301%	54.9027%	54.3501%
December	\$896,697	\$987,194	\$1,064,960	\$1,336,392	\$1,753,590	\$1,651,663	\$1,891,266
%	6.3522%	6.0628%	6.4427%	7.4407%	9.0284%	7.8485%	8.2432%
% To Date	60.2637%	57.0837%	61.8450%	61.6837%	61.9585%	62.7512%	62.5933%
January	\$368,574	\$609,745	\$416,757	\$428,512	\$450,460	\$783,026	\$821,982
%	2.6110%	3.7447%	2.5212%	2.3858%	2.3192%	3.7209%	3.5826%
% To Date	62.8747%	60.8284%	64.3663%	64.0696%	64.2777%	66.4721%	66.1759%
February	\$394,891	\$350,747	\$328,790	\$452,992	\$306,355	\$262,589	\$295,840
%	2.7974%	2.1541%	1.9891%	2.5221%	1.5773%	1.2478%	1.2894%
% To Date	65.6721%	62.9825%	66.3554%	66.5917%	65.8550%	67.7199%	67.4653%
March	\$606,436	\$629,128	\$657,391	\$623,229	\$520,420	\$466,650	\$593,298
%	4.2960%	3.8637%	3.9770%	3.4700%	2.6794%	2.2175%	2.5859%
% To Date	69.9681%	66.8462%	70.3324%	70.0617%	68.5344%	69.9373%	70.0512%
April	\$3,343,070	\$3,414,235	\$3,987,889	\$4,164,352	\$4,734,267	\$5,079,814	\$5,852,444
%	23.6824%	20.9682%	24.1255%	23.1860%	24.3745%	24.1387%	25.5081%
% To Date	93.6506%	87.8145%	94.4579%	93.2476%	92.9089%	94.0761%	95.5593%
May	\$678,353	\$813,680	\$695,530	\$837,799	\$840,183	\$919,524	\$837,336
%	4.8055%	4.9971%	4.2077%	4.6646%	4.3257%	4.3695%	3.6496%
% To Date	98.4561%	92.8116%	98.6656%	97.9123%	97.2346%	98.4455%	99.2089%
June	\$183,806	\$187,184	\$220,679	\$201,547	\$325,848	\$366,962	\$205,401
%	1.3021%	1.1496%	1.3350%	1.1222%	1.6776%	1.7438%	0.8952%
% To Date	99.7582%	93.9612%	100.0006%	99.0344%	98.9122%	100.1893%	100.1041%
TOTALS	\$14,082,095	\$15,299,608	\$16,529,886	\$17,787,237	\$19,211,735	\$21,084,089	\$22,967,372
Delinquency	0.2418%	6.0388%	-0.0006%	0.9656%	1.0878%	-0.1893%	-0.1041%

CENTRAL YAVAPAI FIRE DISTRICT
FDAT Collection Information

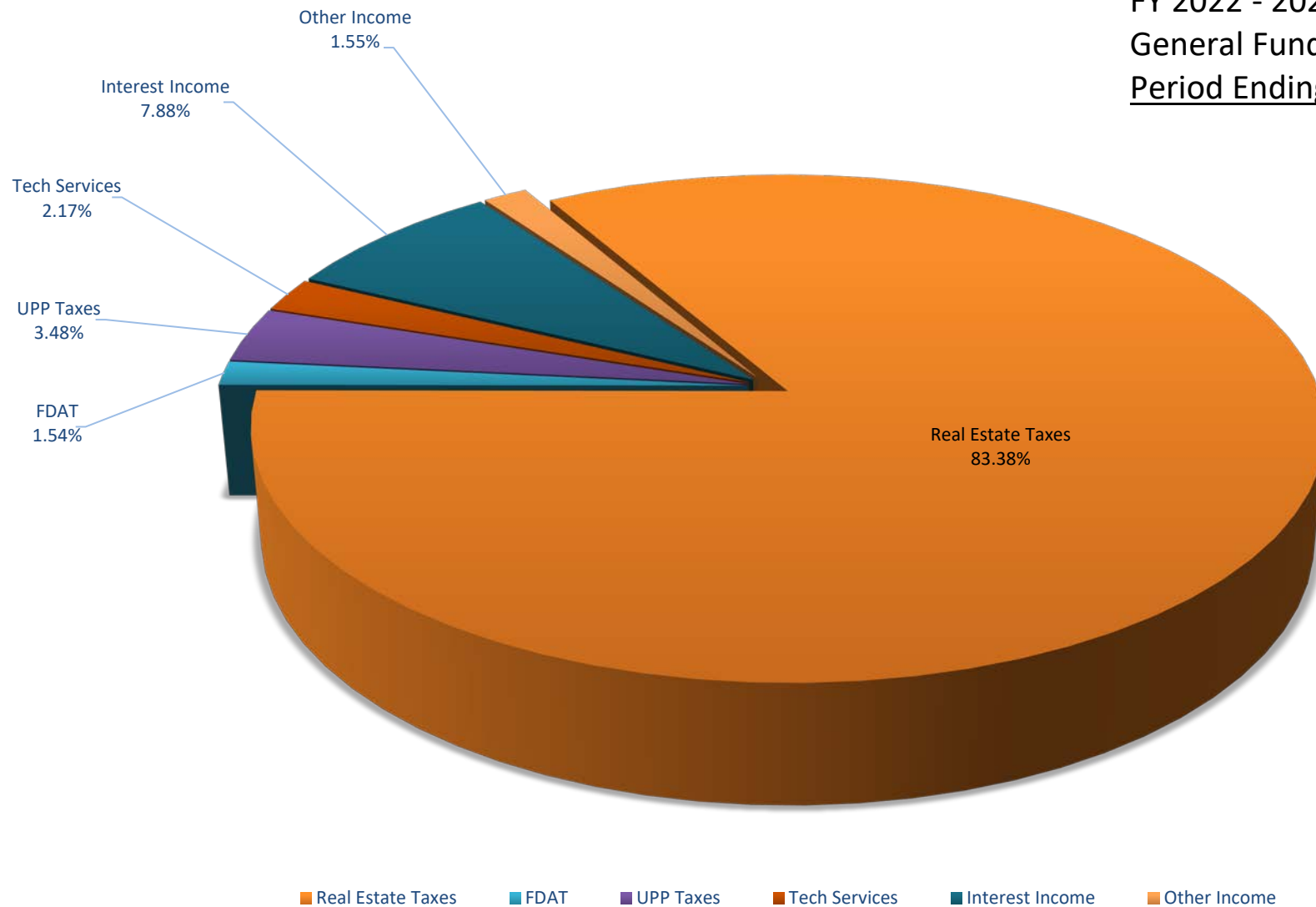
[illegible]

[illegible]

**CENTRAL YAVAPAI FIRE DISTRICT
REVENUE GRAPH DATA**

	Revenue	Budget	%
Real Estate Taxes	\$ 197,178	\$ 22,943,481	83.38
FDAT	\$ 3,648	\$ 400,000	1.54
UPP Taxes	\$ 8,223	\$ -	3.48
Tech Services	\$ 5,124	\$ 55,668	2.17
Interest Income	\$ 18,622	\$ -	7.88
Other Income	\$ 3,657	\$ -	1.55
TOTALS:	\$ 236,452	\$ 23,399,149	100.00

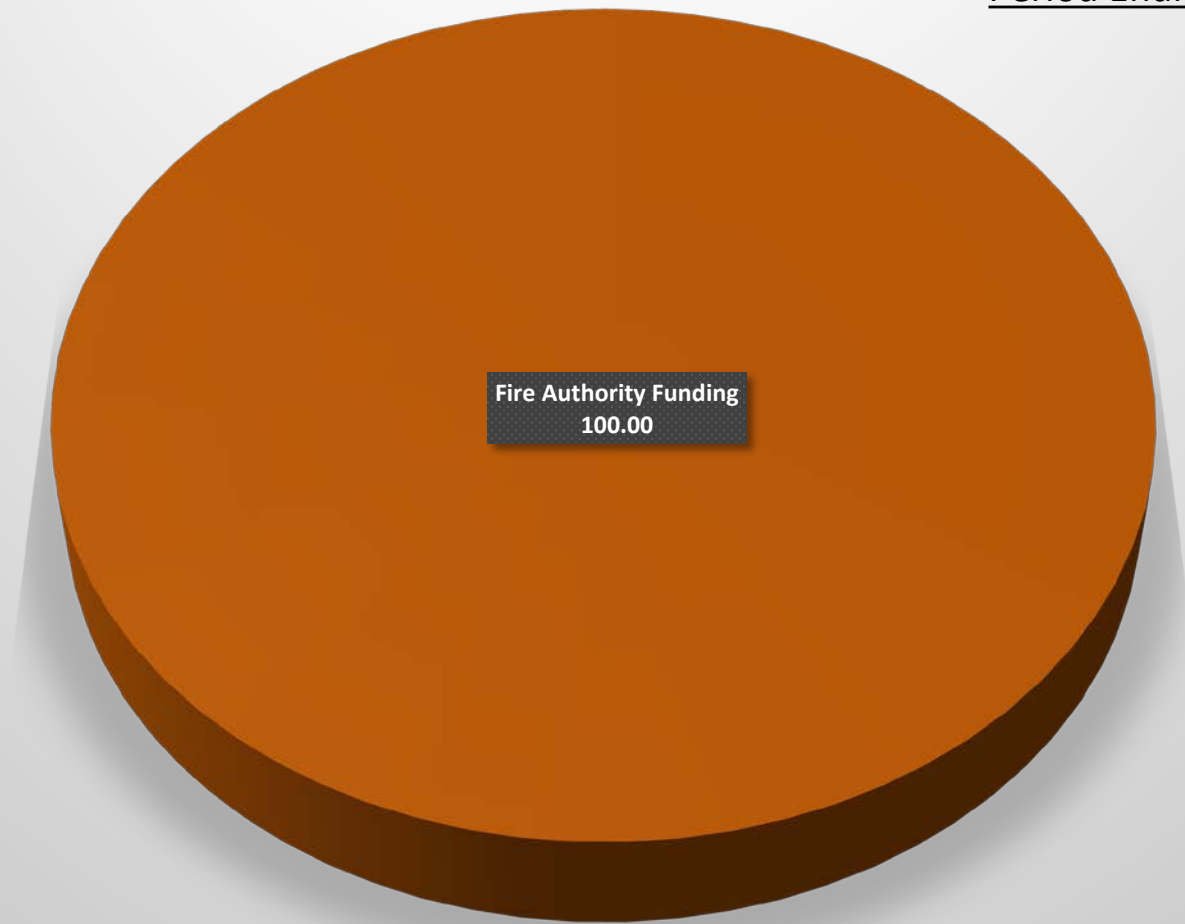
Central Yavapai Fire District
FY 2022 - 2023
General Fund Revenue
Period Ending 06/30/23



**CENTRAL YAVAPAI FIRE DISTRICT
EXPENSE GRAPH DATA**

Expense		Budget	%
Audit/Accounting, Election, Legal, Fire Board Expenses	\$0	\$ 13,500	0.00
Miscellaneous	\$0	\$ -	0.00
Other Prof. Services	\$0	\$ 85,000	0.00
Fire Authority Funding	\$859,978	\$ 23,300,649	100.00
TOTAL:	\$859,978	\$ 23,399,149	100.00

Central Yavapai Fire District
FY 2022 - 2023
General Fund Expenditures
Period Ending 06/30/23




■ Fire Authority Funding

CENTRAL YAVAPAI FIRE DISTRICT
GENERAL FUND - JUNE 2023

Real Estate Taxes:	\$	197,177.97
UPP Taxes:	\$	8,222.80
FDAT:	\$	3,648.33
Interest Received:	\$	18,621.88
Fire District Deposits:	\$	8,780.63
Other:	\$	-
<hr/>		
TOTAL:	\$	236,451.61
<hr/>		

Transferred to CAFMA: <i>Fire Authority Funding</i>	\$	859,978.27
---	----	------------



Yavapai County Treasurer


Monthly Statement

Date Range: 6/1/2023 to 6/30/2023

Account	Period	YTD		
6060040000	Central Yavapai Fire Dist GF			
Begin Balance:	1,195,039.97	723,390.51		
Income:	236,451.61	23,502,320.92		
LOC Advance:	.00	.00		
Expense:	(859,978.27)	(23,654,198.12)	LOC:	.00
LOC Payments:	.00	.00	Warrants Outstanding:	.00
Cash Balance:	571,513.31	571,513.31	End:	571,513.31

Monthly Statement Summary

Source Code	Description	MTDAmount	YTDAmount
-------------	-------------	-----------	-----------



Yavapai County Treasurer

Monthly Statement

Date Range: 6/1/2023 to 6/30/2023

6060040000 Central Yavapai Fire Dist GF		Beginning Balance:	1,195,039.97	723,390.51
11100.2010	2010 Real Estate Taxes		.00	2.79
11100.2011	2011 Real Estate Taxes		.00	14.97
11100.2012	2012 Real Estate Taxes		.00	27.09
11100.2013	2013 Real Estate Taxes		.00	15.11
11100.2014	2014 Real Estate Taxes		.00	15.28
11100.2015	2015 Real Estate Taxes		.00	14.56
11100.2016	2016 Real Estate Taxes		.00	9.31
11100.2017	2017 Real Estate Taxes		.00	9.65
11100.2018	2018 Real Estate Taxes		.00	6.16
11100.2019	2019 Real Estate Taxes		.00	(198.10)
11100.2020	2020 Real Estate Taxes		.00	(287.47)
11100.2021	2021 Real Estate Taxes		85.53	244,276.13
11100.2022	2022 Real Estate Taxes		197,092.44	22,324,336.50
12100.2007	2007 Personal Property Taxes		.00	23.54
12100.2008	2008 Personal Property Taxes		.00	26.40
12100.2009	2009 Personal Property Taxes		.00	26.76
12100.2010	2010 Personal Property Taxes		15.38	54.62
12100.2011	2011 Personal Property Taxes		16.38	83.40
12100.2012	2012 Personal Property Taxes		20.03	66.17
12100.2013	2013 Personal Property Taxes		19.36	117.98
12100.2014	2014 Personal Property Taxes		18.93	136.72
12100.2015	2015 Personal Property Taxes		19.50	109.99
12100.2016	2016 Personal Property Taxes		19.40	294.19
12100.2017	2017 Personal Property Taxes		19.71	126.19
12100.2018	2018 Personal Property Taxes		25.61	388.98
12100.2019	2019 Personal Property Taxes		25.41	650.06
12100.2020	2020 Personal Property Taxes		313.54	2,112.45
12100.2021	2021 Personal Property Taxes		835.06	12,333.83
12100.2022	2022 Personal Property Taxes		6,874.49	382,578.89
31115.0	BOS Sale-Taxes		.00	842.36
37122.0	Fire District Deposit		8,780.63	69,592.30
37150.0	FDAT Distributions		3,648.33	400,469.26
38109.0	Interest on Investments St Treas		14,295.50	50,707.30
38113.0	Interest on Investments-Wells Fargo		4,326.38	13,337.55
90002.0	Interest Pd on Tax Roll Corrections		.00	(340.37)
91032.0	Warrants Redeemed		.00	(6,925.19)
91702.0	Transfer out		(859,978.27)	(23,646,932.56)
92185.0	Paying Agent Fees		.00	.00
Ending Balance:			571,513.31	571,513.31



Yavapai County Treasurer

Monthly Statement

Date Range: 6/1/2023 to 6/30/2023

Monthly Statement Detail				
Date	Notes	Doc #	Amount	C/D
6060040000 Central Yavapai Fire Dist GF			Beginning Balance: 1,195,039.97	
11100.2021 2021 Real Estate Taxes			Source Code Total: 85.53	
06/29	Tax Distribution	0	85.53	C
11100.2022 2022 Real Estate Taxes			Source Code Total: 197,092.44	
06/01	Tax Distribution	0	362.28	C
06/01	Tax Distribution	0	3,183.46	C
06/01	Tax Distribution	0	139.38	C
06/02	Tax Distribution	0	9,281.28	C
06/02	Tax Distribution	0	2,748.12	C
06/05	Tax Distribution	0	1,020.54	C
06/05	Tax Distribution	0	4,194.36	C
06/05	Tax Distribution	0	341.77	C
06/05	Tax Distribution	0	1,168.20	C
06/05	Tax Distribution	0	2,216.50	C
06/06	Tax Distribution	0	1,111.01	C
06/06	Tax Distribution	0	1,539.83	C
06/06	Tax Distribution	0	1,362.51	C
06/06	Tax Distribution	0	1,981.51	C
06/07	Tax Distribution	0	1,180.46	C
06/07	Tax Distribution	0	3,394.61	C
06/07	Tax Distribution	0	.25	C
06/08	Tax Distribution	0	828.11	C
06/08	Tax Distribution	0	9,718.68	C
06/08	Tax Distribution	0	1,279.10	C
06/09	Tax Distribution	0	14,706.14	C
06/09	Tax Distribution	0	7.45	C
06/09	Tax Distribution	0	808.79	C
06/12	Tax Distribution	0	449.95	C
06/12	Tax Distribution	0	53,326.38	C
06/12	Tax Distribution	0	1,857.19	C
06/13	Tax Distribution	0	1,907.86	C
06/13	Tax Distribution	0	3,547.83	C
06/13	Tax Distribution	0	5,474.50	C
06/14	Tax Distribution	0	254.63	C
06/14	Tax Distribution	0	6,591.64	C
06/15	Tax Distribution	0	825.76	C
06/15	Tax Distribution	0	2,458.19	C
06/15	Tax Distribution	0	2,443.20	C
06/16	Tax Distribution	0	14,173.44	C
06/16	Tax Distribution	0	134.27	C



Yavapai County Treasurer

Monthly Statement

Date Range: 6/1/2023 to 6/30/2023

06/19	Tax Distribution	0	216.91	C
06/19	Tax Distribution	0	189.89	C
06/19	Tax Distribution	0	137.67	C
06/20	Tax Distribution	0	3,586.71	C
06/20	Tax Distribution	0	10,912.12	C
06/20	Tax Distribution	0	80.71	C
06/21	Tax Distribution	0	440.42	C
06/21	Tax Distribution	0	976.46	C
06/21	Tax Distribution	0	7.58	C
06/21	Tax Distribution	0	743.91	C
06/22	Tax Distribution	0	2,290.49	C
06/22	Tax Distribution	0	2,325.40	C
06/22	Tax Distribution	0	265.03	C
06/23	Tax Distribution	0	721.53	C
06/23	Tax Distribution	0	1.09	C
06/23	Tax Distribution	0	170.93	C
06/26	Tax Distribution	0	270.96	C
06/26	Tax Distribution	0	2,651.21	C
06/26	Tax Distribution	0	122.54	C
06/27	Tax Distribution	0	407.25	C
06/27	Tax Distribution	0	1,682.10	C
06/27	Tax Distribution	0	327.02	C
06/27	Tax Distribution	0	76.15	C
06/28	Tax Distribution	0	1,613.38	C
06/28	Tax Distribution	0	891.29	C
06/28	Tax Distribution	0	618.05	C
06/29	Tax Distribution	0	2,766.42	C
06/29	Tax Distribution	0	1,033.81	C
06/29	Tax Distribution	0	1,294.00	C
06/29	Tax Distribution	0	606.82	C
06/30	Tax Distribution	0	249.85	C
06/30	Tax Distribution	0	3,395.56	C
12100.2010 2010 Personal Property Taxes			Source Code Total: 15.38	
06/15	Tax Distribution	0	15.38	C
12100.2011 2011 Personal Property Taxes			Source Code Total: 16.38	
06/15	Tax Distribution	0	16.38	C
12100.2012 2012 Personal Property Taxes			Source Code Total: 20.03	
06/07	Tax Distribution	0	1.68	C
06/15	Tax Distribution	0	18.35	C
12100.2013 2013 Personal Property Taxes			Source Code Total: 19.36	
06/15	Tax Distribution	0	19.36	C
12100.2014 2014 Personal Property Taxes			Source Code Total: 18.93	
06/15	Tax Distribution	0	18.93	C



Yavapai County Treasurer

Monthly Statement

Date Range: 6/1/2023 to 6/30/2023

12100.2015 2015 Personal Property Taxes			Source Code Total: 19.50	
06/15	Tax Distribution	0	19.50	C
12100.2016 2016 Personal Property Taxes			Source Code Total: 19.40	
06/15	Tax Distribution	0	19.40	C
12100.2017 2017 Personal Property Taxes			Source Code Total: 19.71	
06/15	Tax Distribution	0	19.71	C
12100.2018 2018 Personal Property Taxes			Source Code Total: 25.61	
06/15	Tax Distribution	0	19.64	C
06/28	Tax Distribution	0	5.97	C
12100.2019 2019 Personal Property Taxes			Source Code Total: 25.41	
06/15	Tax Distribution	0	19.40	C
06/28	Tax Distribution	0	6.01	C
12100.2020 2020 Personal Property Taxes			Source Code Total: 313.54	
06/15	Tax Distribution	0	19.09	C
06/26	Tax Distribution	0	228.73	C
06/26	Tax Distribution	0	10.73	C
06/28	Tax Distribution	0	6.02	C
06/28	Tax Distribution	0	10.16	C
06/28	Tax Distribution	0	38.81	C
12100.2021 2021 Personal Property Taxes			Source Code Total: 835.06	
06/01	Tax Distribution	0	2.19	C
06/06	Tax Distribution	0	18.85	C
06/08	Tax Distribution	0	62.44	C
06/09	Tax Distribution	0	21.00	C
06/15	Tax Distribution	0	18.79	C
06/16	Tax Distribution	0	12.35	C
06/20	Tax Distribution	0	195.71	C
06/21	Tax Distribution	0	49.22	C
06/26	Tax Distribution	0	10.77	C
06/27	Tax Distribution	0	35.57	C
06/28	Tax Distribution	0	6.04	C
06/28	Tax Distribution	0	8.53	C
06/29	Tax Distribution	0	49.22	C
06/29	Tax Distribution	0	344.38	C
12100.2022 2022 Personal Property Taxes			Source Code Total: 6,874.49	
06/01	Tax Distribution	0	53.92	C
06/01	Tax Distribution	0	7.34	C
06/06	Tax Distribution	0	112.70	C
06/07	Tax Distribution	0	10.74	C
06/07	Tax Distribution	0	47.99	C
06/08	Tax Distribution	0	6.94	C
06/08	Tax Distribution	0	711.78	C
06/08	Tax Distribution	0	11.60	C



Yavapai County Treasurer

Monthly Statement

Date Range: 6/1/2023 to 6/30/2023

06/09	Tax Distribution	0	813.42	C
06/09	Tax Distribution	0	45.19	C
06/09	Tax Distribution	0	32.28	C
06/12	Tax Distribution	0	255.79	C
06/13	Tax Distribution	0	163.26	C
06/13	Tax Distribution	0	57.35	C
06/14	Tax Distribution	0	47.48	C
06/14	Tax Distribution	0	171.37	C
06/14	Tax Distribution	0	9.92	C
06/14	Tax Distribution	0	119.41	C
06/15	Tax Distribution	0	327.26	C
06/15	Tax Distribution	0	423.52	C
06/15	Tax Distribution	0	489.49	C
06/16	Tax Distribution	0	12.02	C
06/16	Tax Distribution	0	19.64	C
06/20	Tax Distribution	0	1,357.25	C
06/20	Tax Distribution	0	233.79	C
06/21	Tax Distribution	0	41.09	C
06/22	Tax Distribution	0	207.27	C
06/26	Tax Distribution	0	400.80	C
06/26	Tax Distribution	0	39.31	C
06/28	Tax Distribution	0	6.13	C
06/28	Tax Distribution	0	266.35	C
06/29	Tax Distribution	0	130.24	C
06/29	Tax Distribution	0	38.39	C
06/30	Tax Distribution	0	203.46	C
37122.0 Fire District Deposit			Source Code Total: 8,780.63	
06/15	CYFD Check deposit 6-14-23	0	5,124.13	C
06/29	Deposit	0	3,656.50	C
37150.0 FDAT Distributions			Source Code Total: 3,648.33	
06/01	Fire Dist Assistance Tax 0.139752	0	53.58	C
06/02	Fire Dist Assistance Tax 0.139752	0	187.90	C
06/05	Fire Dist Assistance Tax 0.139752	0	165.36	C
06/06	Fire Dist Assistance Tax 0.139752	0	98.31	C
06/07	Fire Dist Assistance Tax 0.139752	0	80.43	C
06/08	Fire Dist Assistance Tax 0.139752	0	251.33	C
06/09	Fire Dist Assistance Tax 0.139752	0	252.74	C
06/12	Fire Dist Assistance Tax 0.139752	0	577.70	C
06/13	Fire Dist Assistance Tax 0.139752	0	155.81	C
06/14	Fire Dist Assistance Tax 0.139752	0	117.11	C
06/15	Fire Dist Assistance Tax 0.139752	0	154.56	C
06/16	Fire Dist Assistance Tax 0.139752	0	249.65	C
06/19	Fire Dist Assistance Tax 0.139752	0	51.77	C



Yavapai County Treasurer

Monthly Statement

Date Range: 6/1/2023 to 6/30/2023

06/20	Fire Dist Assistance Tax 0.139752	0	304.87	C
06/21	Fire Dist Assistance Tax 0.139752	0	55.60	C
06/22	Fire Dist Assistance Tax 0.139752	0	82.70	C
06/23	Fire Dist Assistance Tax 0.139752	0	123.15	C
06/26	Fire Dist Assistance Tax 0.139752	0	235.55	C
06/27	Fire Dist Assistance Tax 0.139752	0	89.51	C
06/28	Fire Dist Assistance Tax 0.139752	0	97.03	C
06/29	Fire Dist Assistance Tax 0.139752	0	201.78	C
06/30	Fire Dist Assistance Tax 0.139752	0	61.89	C
38109.0 Interest on Investments St Treas			Source Code Total: 14,295.50	
06/26	Investment Interest	0	14,295.50	C
38113.0 Interest on Investments-Wells Fargo			Source Code Total: 4,326.38	
06/26	Investment Interest	0	4,326.38	C
91702.0 Transfer out			Source Code Total: (859,978.27)	
06/23	Transfer Request email per Karen, 6/23/23	0	(859,978.27)	D
6060040000 Central Yavapai Fire Dist GF			Ending Balance: 571,513.31	

CENTRAL YAVAPAI FIRE DISTRICT
Bank Reconciliation Summary
For the Bank Statement ending: 6/30/2023

BANK CONTROL ID: CYFD - GENERAL FUND		DESC: GENERAL FUND	ACCOUNT NO: 1100
Beginning Balance:	06/01/23		\$1,195,039.97
Deposits and Credits:			\$236,451.61
Checks and Charges:			(\$859,978.27)
Adjustments:			\$0.00
Ending Balance Per Reconciliation:			\$571,513.31
Ending Balance Per Bank Statement:	06/30/23		\$571,513.31
* Outstanding Deposits and Credits:	06/30/23		\$0.00
* Outstanding Checks and Charges:	06/30/23		\$0.00
Ending Book Balance:			\$571,513.31

* Outstanding amounts are all outstanding credits and charges dated prior or equal to the Reconciliation date.

CENTRAL YAVAPAI FIRE DISTRICT
BR Checks and Charges Cleared
For the Bank Statement ending: 6/30/23

CYFD		General Fund			1100
Date	Document	Description	Module	Company	Amount
06/30/23	Cash With Yav Cty	Fire Authority Funding	GL	CYFD	\$859,978.27
TOTAL CHECKS AND CHARGES CLEARED:					<u>\$859,978.27</u>

CENTRAL YAVAPAI FIRE DISTRICT
BR Checks and Charges Outstanding
For the Bank Statement ending:

Date	Document	Description	Module	Company	Amount
------	----------	-------------	--------	---------	--------

TOTAL CHECKS AND CHARGES OUTSTANDING:

CENTRAL YAVAPAI FIRE DISTRICT
BR Deposits and Credits Cleared
For the Bank Statement ending: 6/30/23

CYFD		General Fund			1100
Date	Document	Description	Module	Company	Amount
06/15/23	5151	Deposit	AR	CYFD	\$5,124.13
06/29/23	5152	Deposit	AR	CYFD	\$3,656.50
06/30/23	Cash With Yav Cty	Tax and Interest Revenue - Jun	GL	CYFD	\$227,670.98
TOTAL DEPOSITS AND CREDITS CLEARED:					\$236,451.61

CENTRAL YAVAPAI FIRE DISTRICT
BR Deposits and Credits Outstanding
For the Bank Statement ending:

Date	Document	Description	Module	Company	Amount
------	----------	-------------	--------	---------	--------

TOTAL DEPOSITS AND CREDITS OUTSTANDING:

CENTRAL YAVAPAI FIRE DISTRICT
Bank Reconciliation Register

Document Number	Date	BR Status	Void?	Description	Date Cleared	Amount
-----------------	------	-----------	-------	-------------	--------------	--------

MODULE: DEPOSITS FROM ACCOUNTS RECEIVABLE

BANK CONTROL ID: CYFD - GENERAL FUND						
5151	06/15/23	Marked	No	Deposit	07/11/23	\$5,124.13
5152	06/29/23	Marked	No	Deposit	07/11/23	\$3,656.50
SUB TOTAL FOR BANK:						\$8,780.63
TOTAL FOR MODULE:						\$8,780.63

MODULE: JOURNAL ENTRIES FROM GENERAL LEDGER

BANK CONTROL ID: CYFD - GENERAL FUND						
Cash With Yav Cty	06/30/23	Marked	No	Fire Authority Funding	07/11/23	\$859,978.27
Cash With Yav Cty	06/30/23	Marked	No	Tax and Interest Revenue - Jun	07/11/23	\$227,670.98
SUB TOTAL FOR BANK:						\$1,087,649.25
TOTAL FOR MODULE:						\$1,087,649.25

CENTRAL YAVAPAI FIRE DISTRICT
BR Adjustments Report
For the Bank Statement ending:

Date	Document	Description	GL Account	Offset Amt	Adj. Amt
------	----------	-------------	------------	------------	----------

DOCUMENT:

ADJUSTMENT DOCUMENT " TOTAL:

TOTAL FOR ALL ADJUSTMENTS:

7/11/23
4:39:14 PM

CENTRAL YAVAPAI FIRE DISTRICT
Income Statement
(Original Budget to Actual Comparison)
For the period of 6/1/2023 Through 6/30/2023

	Account	Actual	Current Period Budget	Variance	%	Actual	Year To Date Budget	Variance	%
<u>Revenues</u>									
Real Estate Tax	400000000	\$197,177.97	\$0.00	\$197,177.97	0.0%	\$22,568,241.98	\$22,943,481.00	\$(375,239.02)	(1.6)%
Personal Property Tax	410000000	8,222.80	0.00	8,222.80	0.0	399,130.17	0.00	399,130.17	0.0
Fire District Assistance Tax	420000000	3,648.33	0.00	3,648.33	0.0	400,469.26	400,000.00	469.26	0.1
Tax Revenue - Other	425000000	3,656.50	0.00	3,656.50	0.0	4,498.86	0.00	4,498.86	0.0
Cell Tower Lease Revenue	477500000	5,124.13	0.00	5,124.13	0.0	65,935.80	55,668.00	10,267.80	18.4
Interest Income-General Fund	490000000	18,621.88	0.00	18,621.88	0.0	64,044.85	0.00	64,044.85	0.0
Net Revenues		\$236,451.61	\$0.00	\$236,451.61	0.0 %	\$23,502,320.92	\$23,399,149.00	\$103,171.92	0.4 %
<u>Personnel Expenses</u>									
Fire Authority Funding	670010000	\$859,978.27	\$0.00	\$(859,978.27)	0.0%	\$23,646,932.56	\$23,300,649.00	\$(346,283.56)	(1.5)%
Total Personnel Expenses		\$859,978.27	\$0.00	\$(859,978.27)	0.0 %	\$23,646,932.56	\$23,300,649.00	\$(346,283.56)	(1.5)%
<u>Service Expenses</u>									
Audit & Accounting	640010000	\$0.00	\$0.00	\$0.00	0.0%	\$4,000.00	\$7,500.00	\$3,500.00	46.7%
Other Prof Services/Admin	640510000	0.00	0.00	0.00	0.0	0.00	85,000.00	85,000.00	100.0
Legal Services - Routine	641010000	0.00	0.00	0.00	0.0	1,035.00	5,000.00	3,965.00	79.3
Legal Services - Non-Routine	641010600	0.00	0.00	0.00	0.0	540.00	0.00	(540.00)	0.0
Fire Board Expenses	644110000	0.00	0.00	0.00	0.0	1,350.19	1,000.00	(350.19)	(35.0)
Misc/Admin	661010000	0.00	0.00	0.00	0.0	340.37	0.00	(340.37)	0.0
Total Service Expenses		\$0.00	\$0.00	\$0.00	0.0 %	\$7,265.56	\$98,500.00	\$91,234.44	92.6 %
Total Expenses		\$859,978.27		\$(859,978.27)		\$23,654,198.12	\$23,399,149.00	\$(255,049.12)	(1.1)%
Income (Loss) from Operations		\$(623,526.66)	\$0.00	\$(623,526.66)	0.0%	\$(151,877.20)	\$0.00	\$(151,877.20)	0.0%
<u>Contingency</u>									
Funded Contingency/Admin	780010000	\$0.00	\$0.00	\$0.00	0.0%	\$0.00	\$(20,000.00)	\$20,000.00	100.0%
Total Contingency		\$0.00	\$0.00	\$0.00	0.0 %	\$0.00	\$(20,000.00)	\$20,000.00	100.0 %
Net Income (Loss)		\$(623,526.66)	\$0.00	\$(623,526.66)	0.0%	\$(151,877.20)	\$(20,000.00)	\$(131,877.20)	(659.4)%

7/11/23
4:39:57 PM

CENTRAL YAVAPAI FIRE DISTRICT

Balance Sheet
As of 6/30/2023

Assets

Current Assets

Cash with Yavapai County	\$571,513.31	
Taxes Receivable	384,065.97	
Misc. Receivables	4,218.44	
Total Current Assets		\$959,797.72
Total Assets		\$959,797.72

Liabilities and Net Assets

Current Liabilities

Accounts Payable	\$2,048.00	
Deferred Revenue	281,731.05	
Total Current Liabilities		\$283,779.05
Total Liabilities		\$283,779.05

Net Assets

Fund Balance	\$827,895.87	
Current Year Net Assets	(151,877.20)	
Total Net Assets		676,018.67
Total Liabilities and Net Assets		\$959,797.72

CENTRAL YAVAPAI FIRE DISTRICT
GL Account Ledger - Detail By Period
6/1/2023 through 6/30/2023

Batch	Journal	Entry #	Date	Job	Document	Description	Debits	Credits	Balance
1100.0.0.000						CASH WITH YAVAPAI COUNTY			\$1,195,039.97
5018	CR	1489616	06/15/23		3325061083	AT&T MOBILITY, LLC -	5,124.13	-	1,200,164.10
5020	CR	1489621	06/29/23		84642	Miscellaneous Income -	3,656.50	-	1,203,820.60
5019	A	1489620	06/30/23		Cash With Yav Cty	Fire Authority Funding	-	859,978.27	343,842.33
5021	A	1489623	06/30/23		Cash With Yav Cty	Tax and Interest Revenue - June, 2023	227,670.98	-	571,513.31
CASH WITH YAVAPAI COUNTY TOTALS:							\$236,451.61	\$859,978.27	\$571,513.31
TOTAL OF LEDGER:							\$236,451.61	\$859,978.27	\$571,513.31

CENTRAL YAVAPAI FIRE DISTRICT
GL Trial Balance Worksheet
For The Period of 6/1/2023 through 6/30/2023

Account	Description	Balances				Adjustments
		Beginning	Debits	Credits	Ending	
1100.0.0.000	Cash with Yavapai County	\$1,195,039.97	\$236,451.61	\$859,978.27	\$571,513.31	
TOTALS:		<u>\$1,195,039.97</u>	<u>\$236,451.61</u>	<u>\$859,978.27</u>	<u>\$571,513.31</u>	

* Inactive accounts are marked and appear in grey.