

## AGENDA

**Central Arizona Fire and Medical Authority  
Central Arizona Fire and Medical Authority Board of Directors  
CA Regular Meeting  
Monday, September 25, 2023, 5:00 pm - 6:00 pm  
Central Arizona Fire and Medical Authority, Administration,  
8603 E. Eastridge Dr., Prescott Valley**

### NOTICE OF MEETING

Pursuant to A.R.S. § 38-431.02, notice is hereby given to the members of the Central Arizona Fire and Medical Authority Board of Directors and the general public that the **Central Arizona Fire and Medical Authority** will hold a meeting open to the public on **Monday, September 25, 2023 at 5:00 p.m.** The meeting will be held at **Central Arizona Fire and Medical Authority, Administration, 8603 E. Eastridge Drive, Prescott Valley, Arizona.** The Board may vote to go into Executive Session on any agenda item, pursuant to A.R.S. §38-431.03(A)(3) for discussion and consultation for legal advice with Authority's Attorney on matters as set forth in the agenda item. The following topics and any variables thereto, will be subject to Board consideration, discussion, approval, or other action. All items are set for possible action. Members may attend in person or via remote methods of communication.

1. CALL TO ORDER / ROLL CALL OF BOARD MEMBERS
2. PLEDGE OF ALLEGIANCE
3. CORRESPONDENCE AND PRESENTATIONS

- A. County and Town Current Events Summaries
- B. Letters from the Public and Board Recognition

4. REPORTS

Reports are informational only. Any item articulated in the reports is subject to clarification, discussion, and direction by the Board; no action will be taken.

- A. Board Member Reports
- B. Division Reports

5. CALL TO THE PUBLIC

In accordance with A.R.S. §38-431.01(H) the Central Arizona Fire and Medical Authority Board has decided to allow public comments as time permits. Those wishing to address the Board regarding an issue within the jurisdiction of this public body may do so by completing a *Call to the Public* form and submitting it to Staff. Speakers are limited to three (3) minutes, but may submit written comments for Board records. Call to the Public shall not exceed 30 minutes per meeting. Board members shall not discuss or take legal action on matters raised during an open call to the public, but may ask Staff to review a matter or may ask that a matter be placed on a future agenda.

6. CONSENT AGENDA

All matters listed under consent agenda are considered to be routine by the Central Arizona Fire and Medical Authority Board and will be enacted by one motion. There will be no

separate discussion on these items. Any item may be removed by a Board member and will be considered separately for motion, discussion, and action.

- A. Approve Regular Session Minutes - August 28, 2023
- B. Approve Executive Session Minutes - August 28, 2023
- C. Approve Special Session Minutes - September 13, 2023
- D. Approve Executive Session Minutes - September 13, 2023
- E. Approve General Fund Financial Statements
- F. Approve Fire Protection Agreements: Dunham, Geiss, Geiss, Lambson, O'Neill, Ramirez, Torstenbo

7. VOTE TO GO INTO EXECUTIVE SESSION

- A. Legal Advice Pursuant to A.R.S. §38-431.03(A)(3) Regarding Ambulance Certificate of Necessity (CON)
- B. Legal Advice Pursuant to A.R.S. §38-431.03(A)(3) Regarding Lawsuit and Documents Received in Connection with Same as Filed by Alvin R. Yount
- C. Legal Advice Pursuant to A.R.S. §38-431.03(A)(3) Regarding CAFMA-AMR Litigation Matter and Status of Same

8. OLD BUSINESS

- A. Discussion Regarding Ambulance Certificate of Necessity (CON)
- B. Discussion Regarding Lawsuit and Documents Received in Connection with Same as Filed by Alvin R. Yount

9. NEW BUSINESS

- A. Discussion and Possible Instructions to Counsel Regarding CAFMA-AMR Litigation
- B. Discussion and Possible Action Regarding Attorney Request for Increase in Hourly Rate Under the Fee Agreement

10. ADJOURNMENT

Disabled persons needing reasonable accommodations should call 928-772-7711 prior to the scheduled meeting.

Dear Central Arizona Fire Team,

We extend our sincerest gratitude to you for taking the time to send your incredible firefighters to speak with our students. Their insights, bravery and dedication left a lasting impression on us all. We greatly appreciate the valuable knowledge & inspiration they shared with our students. All our students have been playing 'Firefighters' during recess and running around putting out fires. You have made a great impact!

Thank you for taking the time to help educate & motivate our kids.

Warm Regards,  
Adriana

*Mr. Norma*

*Much appreciated!  
Thank you,  
Nancy*



Paulden Community School

1

PHOENIX AZ 852

31 AUG 2023 PM 5 L



Central Arizona Fire  
8603 E. Eastridge Rd.  
Prescott Valley, AZ 86314

86644-86644





Liam

9-6-23

Dear Fire Fighter,

I want to say thank  
you for your services. I am Liam  
I am in 4th grade. We have  
been reviewing the devastation  
of 9/11 I wanted to give you this  
letter for a thank you for saving  
us.

Your friend,

Liam W.

RECEIVED  
SEP 14 2023

BY: .....

9-7-23

Dear firefighter,

Hi firefighter my name is Sergio  
We are learning about 9-11. We are 4th grade.  
We love you because you guys risk your  
lives for us you try your best to  
save all the people. Thank you for your  
Service Service. We all love you and how  
much money you guys make a year.  
Thank you firefighters you also put out  
fires if a building's on fire. Thank you  
firefighters!

Your Friend,

Sergio

RECEIVED  
SEP 14 2023

BY: .....

9-6-23

Dear fireman,

I want to thank you for saving hundreds of lives. I am Greyson, a 4th grade student. I have been reviewing the destruction of 9/11. I wanted to show how brave you were on that very sad day as you were very brave.

Sincerely,

Greyson.

RECEIVED  
SEP 14 2023

BY: .....



9-6-23

Dear Firefighter,

I want to say thank  
you for your services. I am  
ELENA, a student. You save  
so many lives. You and  
your fire friends should have  
awards. you need it. Oh one  
second try you with the  
brown hair try a man bun!  
...OK so you are the  
best!

Sincerely,  
Elena

RECEIVED  
SEP 14 2023

BY: .....

417123

Dear Fire fighter,

Hi my name is Braylon  
and I am in the 4th grade  
at the Acorn Montessori School.  
we are learning about all and  
I wanted to thank you for  
your services! thank you for  
protecting our town! you are  
super brave!

Your Friend,

Braylon

RECEIVED  
SEP 14 2023

BY: .....



# DIVISION REPORTS

REPORTED TO THE  
CENTRAL ARIZONA FIRE AND MEDICAL AUTHORITY  
BOARD OF DIRECTORS

---

## Chief's Report

### By Fire Chief Freitag

CAFMA participated in the 50<sup>th</sup> annual fire school this month. Chief Feddema serves on the training committee Executive Board. Chief Parra and I are on the training committee. My role at fire school again this year was to co-facilitate the New Chief's Seminar sponsored by the AFCA with Fire Chief (Ret) Mike Casson and Fire Chief Mark Gaillard. In addition to my role as a facilitator, I present a section on fire chief credentialing alongside Tempe Fire Chief Greg Ruiz, and Fire Chief (Ret) Cliff Jones.

This year we added a section on fire chief resiliency. I was on that panel along with Chief Durre, and Tempe Assistant Chief Andrea Glass. The information was very well received.

I'm just returning from the Western Fire Chief's President's Forum which was held in Anchorage, Alaska. The Arizona Fire Chief's Association sponsored my attendance at the conference as Arizona's Western Director. It was a great event with some very good sessions regarding issues specific to the western United States. One specific example was a panel discussion regarding the wildfire commission report. Part of that report covers the challenges we are facing regarding the inability of residents in some areas to obtain homeowners insurance. What we've witnessed since the Paradise, CA fire and now the Maui fire, is companies dropping or refusing to renew insurance policies. This will cause some significant issues with the mortgage market.

I've been contacted by the IAFC and asked to co-chair the education committee that will be replacing the program planning, and professional development committees. I've been serving on the program planning committee for the last two years, so this opportunity doesn't add to my workload it just changes my role.

I just stepped down as the facilitator for the Arizona Fire Service Institute (AFSI) and am handing the reigns to Tucson Fire Chief Chuck Ryan. Because of my role with the Western Chiefs representing Arizona, I thought it best to step away from a leadership role with the AFSI. I will continue to attend the meetings to stay engaged across the state, as well as stay on top of legislative issues that may impact our agency.

We are working to have the Assistant Chief of Administration position posted both internally and externally as soon as possible. My hope is to have it posted in advance of this month's board meeting. I'm looking for a versatile candidate that would allow me at some point in the future to rotate our ACs to different positions e.g., ops chief to admin chief, or planning/logistics to ops, etc. The goal is to ensure our folks are cross trained.

We continue to meet with the union and to work on a wage and benefit comparison study. We'll be using an outside firm again this time with an eye towards comparing wage scales, and overall employee related costs. We believe that this will give us a better apples to apples comparison to determine the 75<sup>th</sup> percentile.



## DIVISION REPORTS

REPORTED TO THE  
CENTRAL ARIZONA FIRE AND MEDICAL AUTHORITY  
BOARD OF DIRECTORS

---

We have the final week of the Chief Executive Office Program coming up the first part of October. Senior staff and Training Chief Parra will all be in attendance. I'll be facilitating, and they will all be forced to listen to me for a week.





## DIVISION REPORTS

REPORTED TO THE  
CENTRAL ARIZONA FIRE AND MEDICAL AUTHORITY  
BOARD OF DIRECTORS

### AUGUST 2023 RECORDS REQUESTS

Record Type	Received	Pending
EMS	10	2
Environmental	1	0
Fire	5	2
Incident	0	0
Public Record	2	3
<b>Totals</b>	<b>18</b>	<b>7</b>



## DIVISION REPORTS

REPORTED TO THE  
CENTRAL ARIZONA FIRE AND MEDICAL AUTHORITY  
BOARD OF DIRECTORS

---

### Operations

#### By Assistant Chief Feddema

In August I had the opportunity to travel to Columbus Ohio to help as a Team Leader at the Mighty Oaks First Responders Legacy Program. The program was established in 2012 to help reduce veteran suicide and has been expanded to allow first responders to attend. The program has evolved to provide resiliency training and help participants navigate the challenges of a career in the military, law enforcement, and the fire service. The program is one week long and helps provided an opportunity for first responders and veterans to navigate some of life's challenges among individuals with a common bond. We have had several members of CAFMA who have attended the program and it has been very educational to work through the leadership phases. The program helps build a foundation of resiliency to help individuals create a vision for the future.

After returning from the Mighty Oaks, the second week of September was spent helping coordinate the Arizona State Fire School. There where over 800 students who attended Fire School from around Arizona. Chief Parra was also down helping with the event. He spent his time at the Phoenix Fire Training Academy helping with the program. We also had several members of CAFMA attending the classes that included leadership as well as hands on training. Fire School went very well, and we are looking forward to next year.

We completed the Battalion Chief testing in August. There was 6 Company Officers that participated in the test. All individuals did very well and received positive feedback from the evaluators that helped evaluate the candidates. We had Assistant Chiefs from Timber Mesa Fire, Flagstaff Fire, Arizona Fire and Medical, Buckeye Fire Department, Prescott Fire Department, and Sedona Fire District that helped in the process. We bring in outside evaluators for both our Company Officer testing and our Battalion Chief testing. This helps give us an outside perspective on the candidates and their performance. We are always grateful for the support that we receive from around Arizona to help with this process. All the candidates have been given their scores and we are working through the review period before the final list is published and the Fire Chiefs interviews are conducted.

The Firefighter Academy will begin at the end of the September. This will be a 14-week Academy and we are excited to get started with the 10 new recruits. We decided to assign a full-time Captain to the Academy to help manage the day-to-day activities and maintain consistency in the leadership. Captain Smith will be the Company Officer that will be moving to a 40-hour work week for the length of the Academy. The Academy helps prepare them for their career and ensures they are prepared to work for CAFMA. We are looking forward to the support they will bring to Operations as we have lost several individuals this past year that where not planned. Chief Parra and Captain Merrill have also made small adjustments to improve the quality of the Academy. As the reality of the fire service changes and evolves, we will continue to adjust to ensure long-term success.



## DIVISION REPORTS

REPORTED TO THE  
CENTRAL ARIZONA FIRE AND MEDICAL AUTHORITY  
BOARD OF DIRECTORS

---

### EMS Report

By EMS Chief Niemynski

I am going to discontinue the monthly number of paramedic ride-ins and rescue transports as the conditions have improved significantly since Priority got their CON and CAFMA began co-staffing Rescue 58 and Rescue 62. We are still able to run the reports as needed so please let me know if you want specific information.

CAFMA is going to send two more students to the Yavapai College Paramedic Program that begins in January 2024. This is because of some grant funding that reduced the cost to send our folks to the class so we can use the remaining budgeted funds to send two more. We will be doing oral boards on September 27<sup>th</sup> to determine which employees are going to attend.

CAFMA attended a planning session for an airport mass casualty drill at Ernest A Love Field to be held on October 16<sup>th</sup>, 2023. CAFMA will be sending two engines and a Battalion Chief for the event. Our crews will get to do real time triage, treatment, and transport training.



## DIVISION REPORTS

REPORTED TO THE  
CENTRAL ARIZONA FIRE AND MEDICAL AUTHORITY  
BOARD OF DIRECTORS

---

### Planning and Logistics By Assistant Chief Rose

#### **COMMUNITY RELATIONS**

The Prescott Valley Community Smoke Alarm Walk was a success! CAFMA firefighters and volunteers installed 85 smoke alarms in 23 Prescott Valley homes on Saturday, September 9, 2023. Many more were educated in fire safety all thanks to Fire Marshal Tirpak, the Arizona Burn Foundation, Red Cross of Arizona, Inspector Johnson, and all of our volunteers! Also, this past month, Captain/Paramedic Nick Fournier and his dance partner, Jess, from FreedomCore Pilates, raised over \$57,000 for our local Boys and Girls Clubs through a spectacular *Dancing for the Stars* dance; we received a ton of support and community feedback was overwhelmingly positive.

Since presenting for the Arizona Fire District Association Admin Group and more recently, at Fire-Rescue International, I've had folks reach out from around the United States to talk about social media and media relations. The conversations are always welcome and always insightful!

Community Relations continues to highlight our organization's efforts by cultivating relationships with local media, producing engaging social media content, and reviewing the CAFMA website.

#### **FACILITIES**

We had some grading work done at CARTA to clean up the large parking/training area on the north end of the property. It needed to be cleaned up after the state fire was staged there. In addition, we had the trees along the entrance that were dying replaced, some irrigations repairs completed, and boulders relocated to the area to prevent future damage that was done to the irrigation from driving over it. The fence install for the backside of the property also has started. We expect them to have that wrapped up in the next week.

Station 63 painting will be starting this week. They will be completing the bay ceiling, generator room, remaining bay man doors, and the small entry into the quarters. We also continue to pursue options for cabinet upgrades in the kitchen along with the stainless-steel tops. We are looking to replace in a manner that will be incorporated into the remodel with minimal cost if necessary.

Station 59 will have some drainage work completed. Since the new concrete driveway was installed, the heavy rains will runoff and undermine the concrete in some areas along with washing away the millings we put in place. The plan is to just add some needed riprap, some additional millings, and a culvert to help prevent future damage.

Station 62 will be getting their east side bedroom windows replaced. We have had continued problems with them opening properly and have decided it was time to get them upgraded. Due to the unexpected cost this year, we will replace the east side this year, and the west side next. In addition,



## DIVISION REPORTS

REPORTED TO THE  
CENTRAL ARIZONA FIRE AND MEDICAL AUTHORITY  
BOARD OF DIRECTORS

---

we did receive the quote on upgrading the laminate counters with stainless steel and plan to move forward with it. The hope is to have everything completed by the end of the year.

Station 50 had the east side bay door operators replaced. We have had problems with the NE operator and decided it was time to upgrade both to the standard operator we are using. Fortunately, I had purchased two of them a year ago before the cost increase and have had them in storage.

And as always, the routine maintenance is ongoing, but in addition we totaled about 60 work order requests that were completed since July 1st.

### **FLEET**

Projects:

New Type 1 Engines:

The cab portion of the trucks are completed except for the new Knox box install. A lot of the work completed was redundant on all three trucks. Now the primary focus of Fleet is to complete the first engine to go in service, E-51. The extrication compartment outfitting was completed by Mechanic Burchard, and he is now working on some of the small projects on the exterior of the truck, such as spanner wrench mounting, hose bed divider trimming etc. Mechanic Peckham is working on the Engineer compartment and Mechanic Kohler is finishing up the SCBA mounting brackets. After the above-mentioned projects, we will have one compartment left. Supply chain issues have still been an issue in securing the needed tool mounting brackets and such.

Staff Vehicles:

The four trucks for the Prevention Division have been completed and will be in service at the time of this report being read. These trucks came out nice. Mechanic Chris Peckham headed up in-service modifications on these new vehicles. A special thank you to Tony Frazier in our Tech Services Division for working with Chris on the radio and antennae install. All 4 trucks are Chevrolet 1500 4x4 quad cabs. They were outfitted with matching camper shells, slide out trays and various mounts for the tools our folks in Prevention need for their assigned jobs. With these units going into service, the previously assigned prevention vehicles will be repurposed into the Wildland Division, Operations Division and spare vehicle fleet.

Opticom:

We are still waiting to hear when the Opticom system will be ready for testing. Currently the only units left on our list for install are the Wildland Brush trucks and Type 3 engines. These installs will happen after our wildland season ends. Moving forward, Fleet hopes to have the Opticom system installed in vehicles during their factory build time.

Maintenance and Repair:



## DIVISION REPORTS

REPORTED TO THE  
CENTRAL ARIZONA FIRE AND MEDICAL AUTHORITY  
BOARD OF DIRECTORS

---

New vehicle in-service is still the main priority in Fleet. We currently have three of our mechanics assigned to the new engines with Mechanic Schiffmacher assigned to the day-to-day fleet repairs. Currently Engine 57 is in for a head gasket repair. Our older water tender that is in for a pump replacement needed the intake plumbing rebuilt as well. This set that job back a bit as material needed to be special ordered. That job should be completed by the end of September.

Updates:

Fleet will be attending training on the new electronic KNOX boxes later in the month. These units will be installed in all frontline engines along with select staff vehicles. For years Fleet installed a Supra style box with a spin dial for securing the Knox and Supra keys in apparatus. The new units are electronically controlled and will be able to be monitored by Tech services. After training we hope to have these installed in the Prevention Division vehicles first and then as crews are trained, we will begin the process of installing them in the Operations vehicles.

### **PREVENTION**

#### Compliance Engine

- August – 36 deficiencies opened.
- August – 26 deficiencies closed.
- 90% compliance (this number will fluctuate a lot)

#### Training

- Kevin O'Neil attended Fire School – Hazmat Identification and Classification for Inspectors
- James Madden attended Fire School – Fire Suppression Systems
- Darrell Tirpak is in process to complete CFO.
- Kevin O'Neil is currently enrolled in a bachelor's program.
- Darrell Tirpak has been accepted into the NFA for N0775 scheduled for September 24<sup>th</sup> in California.
- Tirpak and Johnson have been accepted into NFA for R0614 Scheduled for December in Maryland

#### Image Trend

Thursdays have been crew days. Our prevention staff rides with engine companies and teaches Image Trend and is going out helping with company inspections.

#### SmartGov

Currently in the testing process, Prevention is working with front office with permits and workflows. Blue beam has been connected, waiting for official training. Prevention has been attending weekly SmartGov virtual meetings.

#### Fire Prevention Month of August

- 272 Fire Inspections

25 September 2023



## DIVISION REPORTS

REPORTED TO THE  
CENTRAL ARIZONA FIRE AND MEDICAL AUTHORITY  
BOARD OF DIRECTORS

---

- 55 Construction Inspections
- 3 Special Event Inspections – 3175 attended
- 1 Fire Investigation
- 58 Plan Reviews

### Other

- 12 Fire Marshal meetings throughout the district.
- September 9<sup>th</sup> date was the first smoke detector walk, 85 smoke alarms were installed.
- Car seat program is in the early stages, working on a site location for a class.
- Inspector Carrie Johnson is back to full duty.
- 4 fire prevention vehicles are complete and in-service.
- PS Trax is live in the Prevention division.
- Prevention took over the Knox key program. All keys have been accounted for and program has been updated. We will be moving forward with the new box set-up in the future.

### Thursday crew day

Every Thursday prevention visits and rides with their district units. Five stations were visited to include: Stations 50, 51, 59, 61 and 62.

Prevention is putting together construction site visits for first due companies. Our goal is to show companies new construction in their first due, and for them to see how buildings are being constructed.

## **TECHNICAL SERVICES**

Telecommunications Technician Position – We completed our interview process and offered the position to one of the applicants. The offer was accepted; however, we are awaiting some final details regarding a start date.

Printer Deployment – Titus Overmyer has completed our unified printer deployment. All desktop printers are now the same model and will be maintained through our lease contract. We are looking to possibly add a couple of additional devices through this program as well. Thanks to Titus for deploying almost 30 printers single-handedly.

Vulnerability Management Platform – We have completed our initial setup of our new vulnerability management platform, and it has already helped us to locate some unknown issues on our network and resolve them. We will continue to ramp up deployment over the coming weeks.

Wage and Benefit Study – As we get ready for the wage and benefit study, we have gone over all of our job descriptions and submitted the updated versions of them for review by the SOG Committee on the 20<sup>th</sup>. The most notable update was to our GIS positions, as upon review the job descriptions did not accurately reflect either internal practice or align with industry standards. The updated versions will change the job titles from GIS / Records Management Specialist I and II to GIS





# DIVISION REPORTS

REPORTED TO THE  
CENTRAL ARIZONA FIRE AND MEDICAL AUTHORITY  
BOARD OF DIRECTORS

---

Technician and GIS Analyst respectively. This will make it much easier when comparing these positions to other organizations. Also, while the Technical Services Manager position was updated in June of 2018, it was never submitted to the SOG Committee, and as such did not get updated in the SOG Manual. This issue was rectified, as were some small changes to the Telecommunications Specialist position as well as to the GIS succession plan. In the coming months we will be developing some additional positions within the division that, while they do exist in our organizational chart, have not officially been created through the SOG and Board Approval.

Strategic Plan – We have been working with the Strategic Planning Committee to develop our objectives for the next phase of the Strategic Plan. A lot of thanks to Dave Legge in the development of the Telecommunications goals and objectives. We are excited for what the next 3 to 5 years will bring for our agency and division.

## **WAREHOUSE**

This last month, The Warehouse Division has worked diligently to ensure all of the new recruits starting their academy at the end of September have all of their gear and equipment needed. We have run into a few snags but feel confident that we will have all required uniforms and PPE ready for them. We have a date of December 12<sup>th</sup> for the arrival of their primary and back up turnouts giving us just 2 weeks to spare before they start their 1<sup>st</sup> operational shifts.

Our division was able to secure a donation of 8 pallets of water from our local Home Depot. This donation helps us tremendously as it is a great savings to the budget. Our personnel require a great deal of water each week to stay hydrated while on scene of any incident. With the recent heat we have experienced, we were looking into the procurement of more pallets of water before this was secured. We are so appreciative of The Home Depot's generous donation!

The Warehouse Division plays an active role in our local Healing Field event. We were on duty at 4:45 AM on Friday the 8<sup>th</sup> of September to ensure the delivery of all flags, rebar and duty boots to the Civic Center for the display. This was a coordinated effort by all members of this division. This coming Saturday the 16<sup>th</sup>, we will be back at the field by 6:00 AM with all crates and racks to pack everything back up and store for another year. It is a lot of work and takes several hours but is worth it!

We are still working on getting all engine and station hose testing completed. We are very close. Due to unforeseen challenges, we have not been able to schedule testing every week as we had hoped. We will still get it all done but we may be well into October or November before we are able to complete this task.

The Warehouse Division has been working with PS Trax to get all the inventory items entered properly, with locations into the system. We will be testing this ordering process in the near future. We are hopeful that this will be a much easier, smoother process for our floor personnel to order their station needs.



## DIVISION REPORTS

REPORTED TO THE  
CENTRAL ARIZONA FIRE AND MEDICAL AUTHORITY  
BOARD OF DIRECTORS

---

### **Training** **By Training Chief Parra**

Arizona State Fire School celebrated its 50<sup>th</sup> year of training and providing educational sessions from firefighting skills, accredited and certification courses, along with prevention and leadership classes. This year, CAFMA sent nine personnel for training and, two personnel as instructors, along with two CAFMA chief officers who serve on the Arizona State Fire Training Committee. This year, the attendance surpassed over 800 registered students for over 30 different classes and feedback was very positive.

Along with State Fire School, CAFMA and Prescott Fire Department resumed annual quarterly training with this quarter's topic: Mid-Rise Commercial Fires with an emphasis on hose management and building construction/dynamics.

Battalion Chief testing concluded with results pending review by the respective candidates and Chief's Oral Boards will be scheduled and conducted in the near future.

The upcoming New Hire Academy will start on September 25th and logistics, along with scheduling and resources, are in the final stages. To empower inclusivity, we have involved all-divisions and their respective division heads to meet with the recruits throughout the academy in scheduled engagements to speak on their roles in the organization, community, and how the recruits can benefit from/serve said divisions. We will also place an emphasis on mental health and cancer prevention, along with basic and operational-specific skills and tactical competencies.



## DIVISION REPORTS

REPORTED TO THE  
CENTRAL ARIZONA FIRE AND MEDICAL AUTHORITY  
BOARD OF DIRECTORS

---

### Labor Report

By Chapter President Ben Roché

Local 3066 and CAFMA Management conducted their monthly Labor/Management Meeting where productive discussion occurred addressing issues from both.

On September 6<sup>th</sup>, Chief Freitag and I were invited to participate in the update of “The Philosophy and Principles for Professional, Honorable and Respectful Labor-Management Relations in the Arizona Fire Service.” This was originally an agreement between the PFFA (Professional Fire Fighters of Arizona) and AFCA (Arizona Fire Chiefs Association), written in 2008. During the day-long process of updating the document, fire service leaders had the opportunity to have an open dialogue about effective labor-management processes. This dialogue essentially led to success stories of how a partnership between L/M produces benefits for the community, fire department, and firefighters. Though this document has never been used directly to model CAFMA’s L/M process, we clearly practice what this 2008 AFCA/PFFA document embodies.

September 12<sup>th</sup>, Local 3066 is scheduled to hold a CAFMA Chapter Meeting and a Local Meeting. The discussion from L/M will be discussed with the membership. News and updates will be presented, nominations for open seats and term renewals will be made, and input from the membership will be gathered for our labor representatives to work on.

#### Firefighter Events:

Patriot Run: 9/9/23

Tunnels to Towers (Tempe): 9/10/23

Partners Academy: 9/30/23

Kitchen Fire Classic Pickleball Tournament: 10/7/23

Start Moving On Couples Conference: 10/20 & 21

First Responders Ball: 10/20/23



# DIVISION REPORTS

REPORTED TO THE  
CENTRAL ARIZONA FIRE AND MEDICAL AUTHORITY  
BOARD OF DIRECTORS

## Response Report

By GIS | Records Management Specialist Freeman



## August Response Report - 2023

Land Area: 369 sq. miles    Population: ≈106,500    Fire Stations: 10 Full-Staffed

### Responses in District

TOTAL FIRE INCIDENTS	12
STRUCTURE FIRE	0
STRUCTURE FIRE; CONFINED	3
MOBILE HOME/PORTABLE BLDG	3
VEHICLE FIRE	2
BRUSH/GRASS/WILDLAND FIRE	2
TRASH FIRE/OTHER	2

**Fire is 0.97% of call volume**

TOTAL RESCUE & EMS	836
--------------------	-----

**EMS is 67.64% of call volume**

OVERPRESSURE / OVERHEAT	0
HAZARDOUS CONDITION	10
SERVICE CALL	224
GOOD INTENT	110
FALSE ALARM/OTHER	43

**Other is 31.39% of call volume**

TOTAL INCIDENTS IN DISTRICT	1,235
INCIDENT RESPONSES BY CAFMA	1,354
TYPE-1 UNIT RESPONSES BY CAFMA	1,437

### Fire Loss Summary

Residential Fire Loss	\$316,500
Commercial Fire Loss	\$0
Vehicle Fire Loss	\$1,750

### Top 5 Call Types

769	EMS
120	Assist Invalid
52	Cancelled en Route
52	Public Service
38	Medical Assist

Average total # of calls per day	39.84
Average fire calls per day	0.39
Average EMS calls per day	26.97
Average all other calls per day	12.52

### Call Volume at PRCC

	Month	Year-to-Date
PFD	1,008	7,047
CAFMA	1,235	9,770
GCFD	9	95
OD	13	84
WKFD	4	16

### Unit Responses

Unit	District	Total	Move Up
E50	157	163	33
E51	13	182	41
E53	193	195	9
E540	31	32	15
E54	143	145	0
E57	48	49	2
E58	170	171	1
E59	167	172	3
E61	107	108	4
E62	145	151	3
E63	60	64	18
TR50	3	5	0
B3	40	46	0
B6	28	30	0
Rescues	0	0	0

### Calls by Municipality

Calls in Town of Chino Valley	185
Calls in Town of Prescott Valley	643
Calls in Town of Dewey-Humboldt	54
Calls in District, Unincorporated Areas	353
Calls Out of District	10

### Aid Agreement Summary

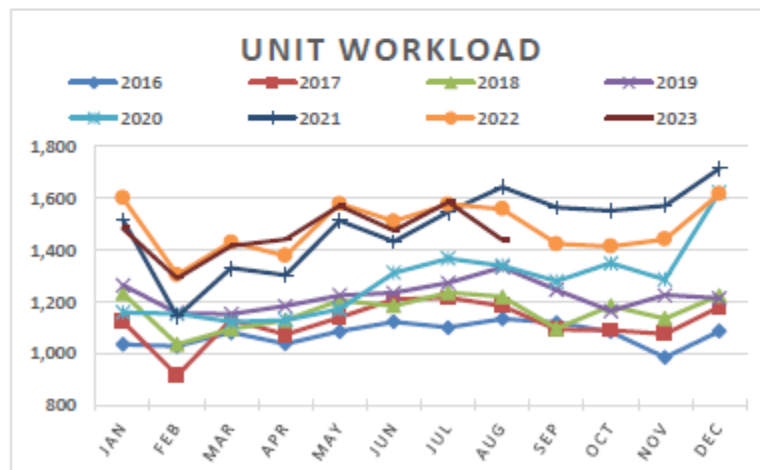
Aid Given to Prescott	159
Aid Received from Prescott	85
Aid Given to WVFD	0
Aid Received from WVFD	7
Mutual Aid Given	0
Mutual Aid Received	0



# DIVISION REPORTS

REPORTED TO THE  
CENTRAL ARIZONA FIRE AND MEDICAL AUTHORITY  
BOARD OF DIRECTORS

Unit Workload History (RESPONSES BY TYPE-1 ENGINES)								
	2016	2017	2018	2019	2020	2021	2022	2023
Jan	1,034	1,123	1,231	1,263	1,157	1,516	1,600	1,483
Feb	1,026	913	1,034	1,155	1,152	1,141	1,303	1,289
Mar	1,080	1,128	1,093	1,151	1,121	1,328	1,428	1,415
Apr	1,036	1,071	1,127	1,182	1,127	1,302	1,376	1,439
May	1,084	1,138	1,203	1,223	1,169	1,512	1,577	1,569
Jun	1,121	1,208	1,183	1,233	1,310	1,431	1,509	1,473
Jul	1,099	1,214	1,234	1,271	1,366	1,546	1,575	1,584
Aug	1,132	1,183	1,218	1,332	1,338	1,641	1,557	1,437
Sep	1,118	1,091	1,095	1,245	1,277	1,563	1,422	
Oct	1,083	1,088	1,183	1,163	1,348	1,551	1,413	
Nov	983	1,074	1,134	1,224	1,285	1,570	1,440	
Dec	1,085	1,177	1,222	1,211	1,622	1,713	1,615	
AVG	1,073	1,117	1,163	1,221	1,273	1,485	1,485	1,461
TOTAL	12,881	13,408	13,957	14,653	15,272	17,814	17,815	11,689



## MINUTES

**Central Arizona Fire and Medical Authority  
Central Arizona Fire and Medical Authority Board of Directors  
CA Regular Meeting  
Monday, August 28, 2023, 5:00 pm - 6:00 pm  
Central Arizona Fire and Medical Authority, Administration,  
8603 E. Eastridge Dr., Prescott Valley**

### **In-Person Attendance**

Denise Krizo; Gayle Pickett; Lorette Stewart; Matt Zurcher; Rick Anderson;  
Scott A Freitag; Susanne Dixon

### **Remote Attendance**

Dave Dobbs; Nicolas Cornelius

## **NOTICE OF MEETING**

Pursuant to A.R.S. § 38-431.02, notice is hereby given to the members of the Central Arizona Fire and Medical Authority Board of Directors and the general public that the **Central Arizona Fire and Medical Authority** will hold a meeting open to the public on **Monday, August 28, 2023 at 5:00 p.m.** The meeting will be held at **Central Arizona Fire and Medical Authority, Administration, 8603 E. Eastridge Drive, Prescott Valley, Arizona.** The Board may vote to go into Executive Session on any agenda item, pursuant to A.R.S. §38-431.03(A)(3) for discussion and consultation for legal advice with Authority's Attorney on matters as set forth in the agenda item. The following topics and any variables thereto, will be subject to Board consideration, discussion, approval, or other action. All items are set for possible action. Members may attend in person or via remote methods of communication.

### **1. CALL TO ORDER / ROLL CALL OF BOARD MEMBERS**

**Chair Zurcher called the meeting to order at 5:00 p.m.**

### **2. PLEDGE OF ALLEGIANCE**

**Chair Zurcher led the Pledge of Allegiance.**

### **3. CORRESPONDENCE AND PRESENTATIONS**

#### **A. Letters from the Public and Board Recognition**

**Chief Freitag had nothing further to add.**

#### **B. Semi-Annual 2023 Alarm Summary**

**This item was taken after Executive Session.**

**Chief Rose presented the 2023 Alarm Summary.**

**Chief Freitag stated that we have had a significant increase in call-volume over the past five (5) years. He added that we have seen a bit of a plateau due to the economy, however, we are still trying to catch up to the 36% increase we experienced previously.**

#### 4. REPORTS

Reports are informational only. Any item articulated in the reports is subject to clarification, discussion, and direction by the Board; no action will be taken.

##### A. Board Member Reports

**Chair Zurcher reported that he rode with Engine 58 for National Night Out earlier this month. He added that he also visited Station 63 and commented that the new Turnout Room was done well.**

##### B. Division Reports

**Chief Freitag shared that Chief Feddema is not present tonight as he is working with the outside panel members for Battalion Chief Testing tomorrow. He added that he had a brief meeting with Prescott Regional Communication Center (PRCC) today about County-Wide dispatching. The County has asked if we could help fund a study regarding new dispatch options. He stated that governance is one of the big concerns as we own four (4) of the five (5) dispatch channels, and pay 24% of the costs to support them.**

#### 5. CALL TO THE PUBLIC

In accordance with A.R.S. §38-431.01(H) the Central Arizona Fire and Medical Authority Board has decided to allow public comments as time permits. Those wishing to address the Board regarding an issue within the jurisdiction of this public body may do so by completing a *Call to the Public* form and submitting it to Staff. Speakers are limited to three (3) minutes, but may submit written comments for Board records. Call to the Public shall not exceed 30 minutes per meeting. Board members shall not discuss or take legal action on matters raised during an open call to the public, but may ask Staff to review a matter or may ask that a matter be placed on a future agenda.

**There were no public comments.**

#### 6. CONSENT AGENDA

All matters listed under consent agenda are considered to be routine by the Central Arizona Fire and Medical Authority Board and will be enacted by one motion. There will be no separate discussion on these items. Any item may be removed by a Board member and will be considered separately for motion, discussion, and action.

A. Approve Regular Session Minutes - July 24, 2023

B. Approve General Fund Financial Statements

C. Approve Fire Protection Agreements: David, Hilbrands

**Motion to approve the Consent Agenda.**

Move: Gayle Pickett Second: Rick Anderson Status: Passed

Yes: Dave Dobbs, Matt Zurcher, Lorette Stewart, Rick Anderson, Gayle Pickett

#### 7. VOTE TO GO INTO EXECUTIVE SESSION

**Motion to go into Executive Session at 5:06 p.m.**



Move: Rick Anderson Second: Gayle Pickett Status: Passed

Yes: Dave Dobbs, Matt Zurcher, Lorette Stewart, Rick Anderson, Gayle Pickett

- A. Legal Advice Pursuant to A.R.S. §38-431.03(A)(3) Regarding Ambulance Certificate of Necessity (CON)
- B. Legal Advice Pursuant to A.R.S. §38-431.03(A)(3) Regarding Fee Schedule Matters
- C. Legal Advice Pursuant to A.R.S. §38-431.03(A)(3) Regarding Lawsuit and Documents Received in Connection with Same as Filed by Alvin R. Yount
- D. Legal Advice Pursuant to A.R.S. §38-431.03(A)(7) Regarding Possible Purchase, Sale, or Lease of Real Property - Station 51/72

8. OLD BUSINESS

**Reconvened into Open Session at 5:44 p.m.**

- A. Discussion Regarding Ambulance Certificate of Necessity (CON)

**Chair Zurcher directed Attorney Cornelius to proceed.**

- B. Discussion and Possible Action Regarding Fee Schedule Matters

**Chair Zurcher directed Attorney Cornelius to send the letter.**

9. NEW BUSINESS

- A. Discussion and Possible Direction to Counsel Regarding Lawsuit and Documents Received in Connection with Same as Filed by Alvin R. Yount

**Chair Zurcher instructed Attorney Cornelius to keep working on this.**

- B. Discussion and Possible Direction Regarding Possible Purchase, Sale, or Lease of Real Property - Station 51/72

**Chair Zurcher gave direction to proceed.**

- C. Discussion and Possible Direction Regarding Adding a Wellness Officer at the Rank of Captain to the Three Year Staffing Plan

**Chief Freitag advised that several of the chiefs are doing parts of the position but there needs to be one person handling all of the various duties. He added that many of agencies across the State have this position. We are not asking for approval for this position; we are asking for approval to add this position to the staffing plan for consideration in upcoming years.**

**Director Anderson agreed that we need the position, and thinks we need to hire for this sooner rather than later. Chief Freitag answered that he believes there may be funds available for this. As soon as we can find the money in the budget, we will come back to the Board for approval.**

Move: Gayle Pickett Second: Rick Anderson Status: Passed

Yes: Dave Dobbs, Matt Zurcher, Lorette Stewart, Rick Anderson, Gayle Pickett

- D. Discussion and Possible Approval Regarding Purchase of One New Battalion Chief Truck, One New Brush Truck, and One New Community Relations Vehicle Not to Exceed \$285,000.00 For All Three

**Chief Rose advised the Board that these vehicles are in the Capital Plan. We are looking for approval; however, we have not found these vehicles. Board approval would give Fleet Manager Scaife the ability to locate and move to purchase these vehicles. He added that the Brush Truck will likely come in at less than what we have budgeted; however, the Battalion Chief truck will come in at a higher amount than budgeted. The Community Relations vehicle would actually become a Prevention vehicle, allowing their gear to be stored outside the vehicle as part of our cancer-mitigation efforts.**

**Motion to approve the purchase of three (3) new vehicles, not to exceed \$285,000.00.**

Move: Rick Anderson Second: Lorette Stewart Status: Passed

Yes: Dave Dobbs, Matt Zurcher, Lorette Stewart, Rick Anderson, Gayle Pickett

10. ADJOURNMENT

**Motion to adjourn at 6:04 p.m.**

Move: Gayle Pickett Second: Lorette Stewart Status: Passed

Yes: Dave Dobbs, Matt Zurcher, Lorette Stewart, Rick Anderson, Gayle Pickett

Disabled persons needing reasonable accommodations should call 928-772-7711 prior to the scheduled meeting.

## MINUTES

**Central Arizona Fire and Medical Authority  
Central Arizona Fire and Medical Authority Board of Directors  
CA Special Meeting  
Wednesday, September 13, 2023, 3:00 pm - 4:00 pm  
Central Arizona Fire and Medical Authority, Administration, 8603 E. Eastridge  
Drive, Prescott Valley**

### In-Person Attendance

Denise Krizo; Gayle Pickett; Lorette Stewart; Matt Zurcher; Nicolas Cornelius; Rick Anderson; Scott A Freitag; Susanne Dixon

### Remote Attendance

Dave Dobbs

## NOTICE OF MEETING

Pursuant to A.R.S. § 38-431.02, notice is hereby given to the members of the Central Arizona Fire and Medical Authority Board of Directors and the general public that the **Central Arizona Fire and Medical Authority** will hold a meeting open to the public on **Wednesday, September 13, 2023 at 3:00 p.m.** The meeting will be held at **Central Arizona Fire and Medical Authority, Administration, 8603 E. Eastridge Drive, Prescott Valley, Arizona.** The Board may vote to go into Executive Session on any agenda item, pursuant to A.R.S. §38-431.03(A)(3) for discussion and consultation for legal advice with Authority's Attorney on matters as set forth in the agenda item. The following topics and any variables thereto, will be subject to Board consideration, discussion, approval, or other action. All items are set for possible action. Members may attend in person or via remote methods of communication.

### 1. CALL TO ORDER / ROLL CALL OF BOARD MEMBERS

Chair Zurcher called the meeting to order at 3:00 p.m.

### 2. PLEDGE OF ALLEGIANCE

Chair Zurcher led the Pledge of Allegiance.

### 3. VOTE TO GO INTO EXECUTIVE SESSION

Motion to go into Executive Session at 3:01 p.m.

Move: Rick Anderson Second: Gayle Pickett Status: Passed

Yes: Dave Dobbs, Matt Zurcher, Lorette Stewart, Rick Anderson, Gayle Pickett

A. Legal Advice Pursuant to A.R.S. §38-431.03(A)(1) Related to Formal Investigation of Assistant Chief David Tharp

#### 4. NEW BUSINESS

Open session reconvened at 4:09 p.m.

A. Discussion and Possible Action Related to Formal Investigation of Assistant Chief David Tharp

Chair Zurcher provided direction to move forward with PSPRS and communications with any outside agencies.

#### 5. ADJOURNMENT

Motion to adjourn at 4:10 p.m.

Move: Rick Anderson Second: Gayle Pickett Status: Passed

Yes: Dave Dobbs, Matt Zurcher, Lorette Stewart, Rick Anderson, Gayle Pickett

The Central Arizona Fire and Medical Authority Board of Directors have reviewed and approved the following financial documents to include Income Statements, Balance Sheets, and Bank Reconciliations with supporting documents, Revenue and Expenditure Graphs, and Cash Flow Projections in compliance with A.R.S. § 48-805, 807.

CAFMA General Fund

---

Fire Board Chairperson Date

---

Fire Board Clerk Date

**Signatures indicating approval on next page**

CENTRAL ARIZONA FIRE AND MEDICAL AUTHORITY  
GENERAL FUND BANK RECONCILIATION AUGUST, 2023

Reconciliation:		
Beginning Balance:	\$	5,885,689.53
Fire District Deposits:	\$	662,727.11
Interest Revenue	\$	25,482.41
Transfer In: Fire Authority Funding	\$	85,784.41
Disbursements:	\$	(3,495,405.29)
Other: O/S Payroll Direct Dep.	\$	418,148.18
Other:	\$	-
Other:	\$	-
Other:	\$	-
Ending Balance:	\$	3,582,426.35

Difference Between Balances: \$ -

Bank Statement Balance:		
Balance Per Bank:	\$	4,255,992.08
Outstanding Checks:	\$	(1,091,713.91)
Outstanding Deposits:	\$	-
Outstanding Payroll Direct Deposit:	\$	418,148.18
Ending Balance:	\$	3,582,426.35

G/L Ending Balance: \$ 3,582,426.35

\$ 3,582,426.35

Deposits Per Bank Statement:		
Fire District Deposits:	\$	662,727.11
Interest Revenue:	\$	25,482.41
Transfer In: CHINO Fire Authority Funding	\$	24,593.44
Transfer In: CYFD Fire Authority Funding	\$	61,190.97
Other:	\$	-
Other:	\$	-
Other:	\$	-
Other:	\$	-
Ending Balance:	\$	773,993.93

Bank Reconciliation Register:		
Checks From Accounts Payable:	\$	3,495,396.19
Other: Check #756744143 From Acc.Payable	\$	9.10
Total Checks and Charges:	\$	3,495,405.29
Deposits From Accounts Receivable:	\$	662,727.11
Other: GL JE for Fire Authority Funding	\$	85,784.41
Other: Interest Revenue	\$	25,482.41
Other:	\$	-
Ending Balance:	\$	773,993.93

Reconciliation Approved By:

Scott Freitag  
Digitally signed by Scott Freitag  
Date: 2023.09.12 19:29:25  
-07'00'  
Scott Freitag, Fire Chief

Reconciliation Reviewed By:

Cody Rose  
Digitally signed by Cody Rose  
Date: 2023.09.12 15:36:58  
-07'00'  
Cody Rose, Assistant Chief of Planning and Logistics

Reconciliation Prepared By:

Karen Mauldin  
Digitally signed by Karen Mauldin  
Date: 2023.09.12 11:35:08  
-07'00'  
Karen Mauldin, Finance Manager

**CAPITAL PROJECTS FUND FY 23-24**

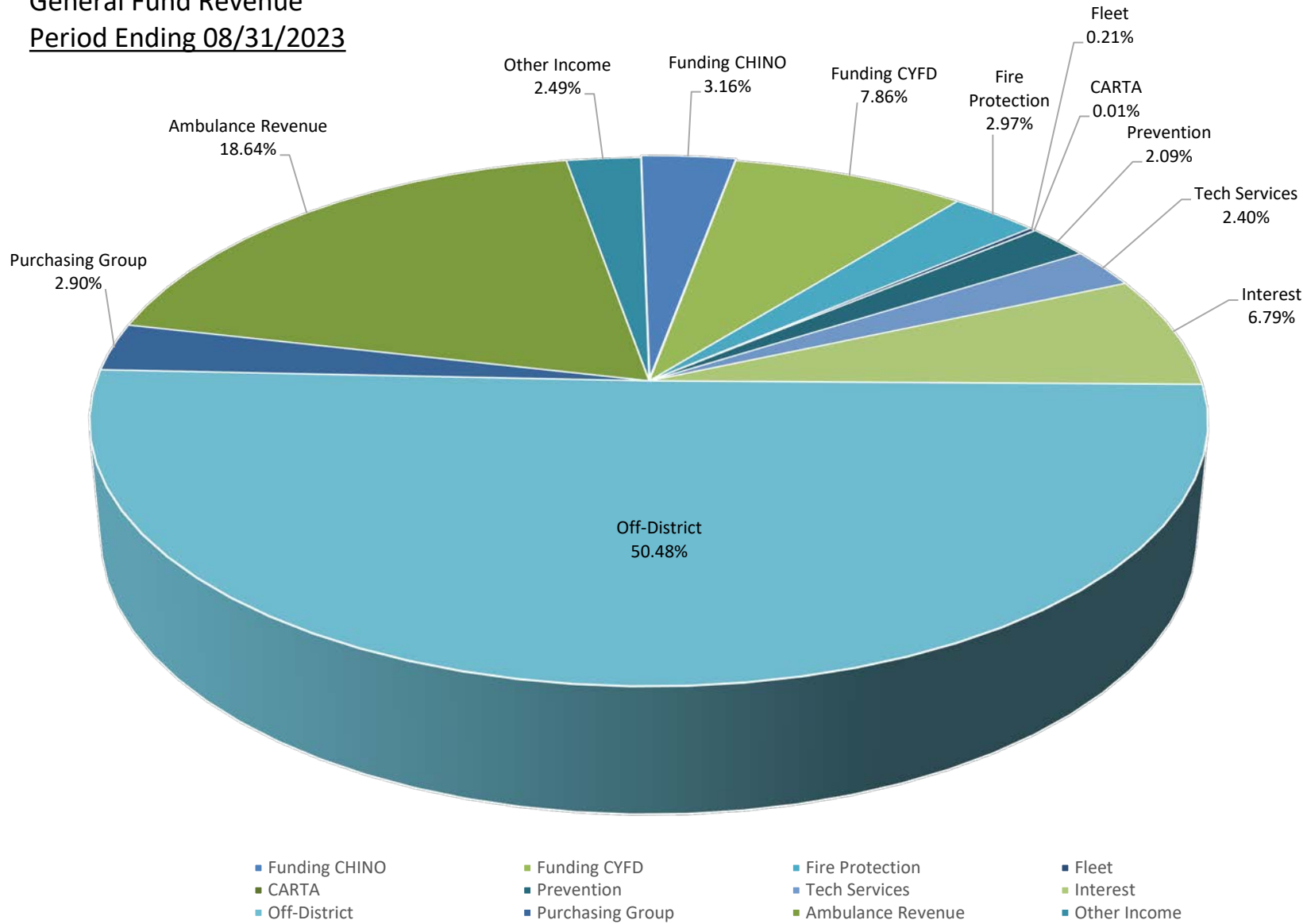


[illegible][illegible]

**CENTRAL ARIZONA FIRE AND MEDICAL AUTHORITY  
REVENUE GRAPH DATA**

		<b>YTD</b>	
	<b>Revenue</b>	<b>Budget</b>	<b>%</b>
Funding CHINO	\$ 24,593	\$ 6,013,391	3.16
Funding CYFD	\$ 61,191	\$ 26,146,528	7.86
Fire Protection	\$ 23,113	\$ 180,000	2.97
Fleet	\$ 1,609	\$ 40,000	0.21
CARTA	\$ 100	\$ 20,000	0.01
Prevention	\$ 16,227	\$ 138,780	2.09
Tech Services	\$ 18,673	\$ 190,800	2.40
Interest	\$ 52,861	\$ 60,000	6.79
Off-District	\$ 392,837	\$ 50,000	50.48
Purchasing Group	\$ 22,551	\$ 210,000	2.90
Ambulance Revenue	\$ 145,075	\$ 2,000,000	18.64
Other Income	\$ 19,412	\$ 1,314,578	2.49
<b>TOTALS:</b>	<b>\$ 778,242</b>	<b>\$ 36,364,077</b>	<b>100.00</b>

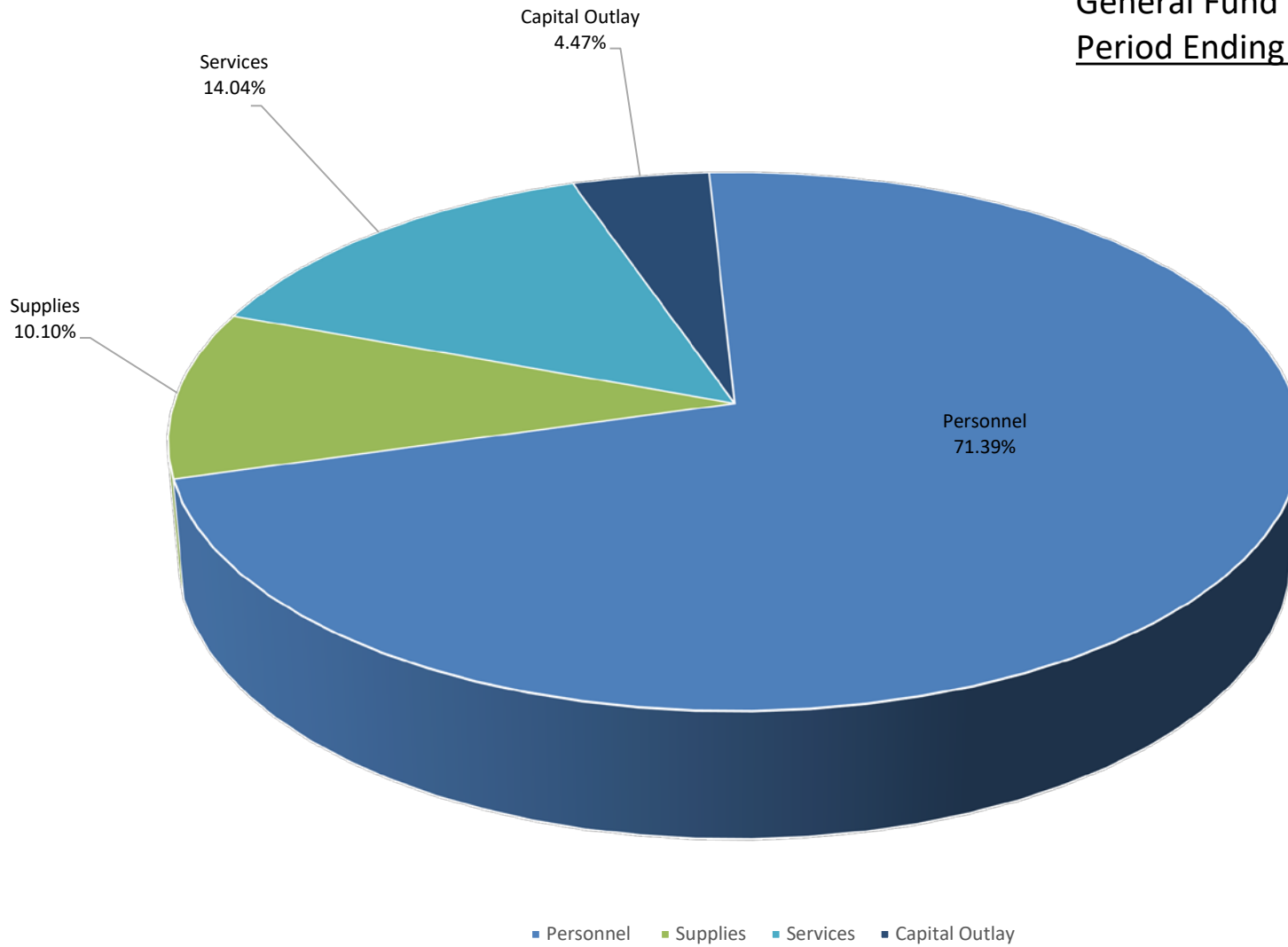
CAFMA  
FY 2023 - 2024  
General Fund Revenue  
Period Ending 08/31/2023



**CENTRAL ARIZONA FIRE AND MEDICAL AUTHORITY**  
**EXPENSE GRAPH DATA**

		YTD	
Expense		Budget	%
Personnel	\$ 1,882,621	\$ 28,892,227	71.39
Supplies	\$ 266,447	\$ 3,076,478	10.10
Services	\$ 370,354	\$ 3,110,358	14.04
Capital Outlay	\$ 117,931	\$ 1,685,314	4.47
<b>TOTAL:</b>	<b>\$ 2,637,353</b>	<b>\$ 36,764,377</b>	<b>100.00</b>

CAFMA  
FY 2023 - 2024  
General Fund Expenditures  
Period Ending 08/31/2023



**CENTRAL ARIZONA FIRE AND MEDICAL AUTHORITY**  
**GENERAL FUND - AUGUST, 2023**

---

Transfer In: Chino Valley Fire District:	\$	24,593.44
Transfer In: Central Yavapai Fire District:	\$	61,190.97
Fire District Deposits:	\$	662,727.11
Interest Received:	\$	25,482.41
Other: American Express Rebates	\$	-

---

<b>TOTAL</b>	<b>\$</b>	<b>773,993.93</b>
--------------	-----------	-------------------

---

---



# Yavapai County Treasurer

## Monthly Statement

Date Range: 8/1/2023 to 8/31/2023

**CAFMA - General Fund**  
**Fund: 6067340500**



# Yavapai County Treasurer

## Monthly Statement

Date Range: 8/1/2023 to 8/31/2023

Account	Period	YTD		
<b>6067340500</b>	<b>CAFMA-General Fund</b>			
Begin Balance:	6,368,488.63	7,867,168.96		
Income:	773,993.93 ✓	1,454,688.83		
LOC Advance:	.00	.00		
Expense:	(2,886,490.48)	(5,065,865.71)	LOC:	.00
LOC Payments:	.00	.00	Warrants Outstanding:	.00
Cash Balance:	4,255,992.08	4,255,992.08	End:	4,255,992.08

### Monthly Statement Summary

Source Code	Description		MTDAmount	YTDAmount
<b>6067340500</b>	<b>CAFMA-General Fund</b>	<b>Beginning Balance:</b>	6,368,488.63	7,867,168.96
37122.0	Fire District Deposit		662,727.11	1,002,531.39
38109.0	Interest on Investments St Treas		12,127.34	28,473.05
38113.0	Interest on Investments-Wells Fargo		13,355.07	29,877.08
7376.0	Transfer in		85,784.41	393,807.31
91032.0	Warrants Redeemed		(2,886,490.48)	(5,065,865.71)
		<b>Ending Balance:</b>	<b>4,255,992.08</b>	<b>4,255,992.08</b>





# Yavapai County Treasurer

## Monthly Statement

Date Range: 8/1/2023 to 8/31/2023

### Monthly Statement Detail

Date	Notes	Doc #	Amount	C/D
<b>6067340500 CAFMA-General Fund</b>			<b>Beginning Balance: 6,368,488.63</b>	
37122.0 Fire District Deposit			Source Code Total: 662,727.11	
08/10	DEPOSIT	0	27,768.86	C
08/10	DEPOSIT	0	25,225.56	C
08/24	DEPOSIT	0	149,808.04	C
08/24	DEPOSIT	0	25,384.25	C
08/24	DEPOSIT	0	6,974.73	C
08/30	DEPOSIT	0	251,995.96	C
08/30	DEPOSIT	0	175,569.71	C
38109.0 Interest on Investments St Treas			Source Code Total: 12,127.34	
08/28	Investment Interest	0	12,127.34	C
38113.0 Interest on Investments-Wells Fargo			Source Code Total: 13,355.07	
08/28	Investment Interest	0	13,355.07	C
7376.0 Transfer in			Source Code Total: 85,784.41	
08/22	Transfer Request per km	0	24,593.44	C ✓
08/22	Transfer Request per km	0	61,190.97	C ✓
91032.0 Warrants Redeemed			Source Code Total: (2,886,490.48)	
08/01	Paid Warrants	0	(62,386.26)	D
08/02	Paid Warrants	0	(62,732.26)	D
08/03	Paid Warrants	0	(13,451.88)	D
08/04	Paid Warrants	0	(2,028.80)	D
08/08	Paid Warrants	0	(1,047,832.19)	D
08/10	Paid Warrants	0	(80,259.34)	D
08/11	Paid Warrants	0	(104,342.23)	D
08/14	Paid Warrants	0	(108,053.79)	D
08/15	Paid Warrants	0	(6,744.54)	D
08/16	Paid Warrants	0	(8,530.70)	D
08/17	Paid Warrants	0	(4,410.72)	D
08/21	Paid Warrants	0	(9.10)	D
08/22	Paid Warrants	0	(827,601.68)	D
08/24	Paid Warrants	0	(24,660.16)	D
08/25	Paid Warrants	0	(421,096.10)	D
08/28	Paid Warrants	0	(32,441.95)	D
08/29	Paid Warrants	0	(56,131.72)	D
08/30	Paid Warrants	0	(18,788.50)	D
08/31	Paid Warrants	0	(4,988.56)	D
6067340500 CAFMA-General Fund			<b>Ending Balance: 4,255,992.08</b>	

### Warrant Detail

Payee Name	Warrant	Amount	Issue Dt	Status Dt	Voucher
------------	---------	--------	----------	-----------	---------



# Yavapai County Treasurer

## Monthly Statement

Date Range: 8/1/2023 to 8/31/2023

6067340500 CAFMA-General Fund		Account Total: 2,886,490.48			
Fund: 5673		Fund Total: 2,886,490.48			
Status: PAID		Status Total: 2,886,490.48			
/	0706734143	9.10	01/23/23	08/21/23	
/	0706734635	3,334.17	05/01/23	08/16/23	
/	0706734661	32,819.59	05/01/23	08/25/23	
/	0706734741	2,364.71	05/15/23	08/25/23	
/	0706734894	2,848.39	06/12/23	08/03/23	
/	0706734898	4,859.38	06/26/23	08/02/23	
/	0706734973	3,097.52	07/10/23	08/02/23	
/	0706735008	288,064.25	07/10/23	08/08/23	
/	0706735017	175.00	07/24/23	08/02/23	
/	0706735018	24.35	07/24/23	08/08/23	
/	0706735019	14,659.87	07/24/23	08/01/23	
/	0706735021	1,624.00	07/24/23	08/02/23	
/	0706735022	223.00	07/24/23	08/08/23	
/	0706735024	35,918.20	07/24/23	08/02/23	
/	0706735030	205.00	07/24/23	08/04/23	
/	0706735042	764.10	07/24/23	08/16/23	
/	0706735043	3,750.00	07/24/23	08/02/23	
/	0706735044	9,076.73	07/24/23	08/01/23	
/	0706735045	148.11	07/24/23	08/04/23	
/	0706735047	150.00	07/24/23	08/02/23	
/	0706735048	806.47	07/24/23	08/02/23	
/	0706735050	122.19	07/24/23	08/01/23	
/	0706735052	1,174.12	07/24/23	08/01/23	
/	0706735054	655.69	07/24/23	08/04/23	
/	0706735055	1,020.00	07/24/23	08/04/23	
/	0706735059	390.00	07/24/23	08/02/23	
/	0706735060	726.05	07/24/23	08/01/23	
/	0706735061	4,664.00	07/24/23	08/03/23	
/	0706735062	3,080.00	07/24/23	08/08/23	
/	0706735063	142.89	07/24/23	08/03/23	
/	0706735064	2,480.00	07/24/23	08/02/23	
/	0706735066	1,312.50	07/24/23	08/03/23	
/	0706735067	16.37	07/24/23	08/01/23	
/	0706735068	117.67	07/24/23	08/01/23	
/	0706735069	3,285.00	07/24/23	08/15/23	
/	0706735070	5,741.69	07/24/23	08/02/23	
/	0706735071	20,350.50	07/24/23	08/01/23	



# Yavapai County Treasurer

## Monthly Statement

Date Range: 8/1/2023 to 8/31/2023

/	0706735073	95.00	07/24/23	08/08/23	
/	0706735074	1,001.27	07/24/23	08/01/23	
/	0706735075	11,437.84	07/24/23	08/01/23	
/	0706735076	3,376.61	07/24/23	08/01/23	
/	0706735079	63.04	07/24/23	08/01/23	
/	0706735080	264.00	07/24/23	08/01/23	
/	0706735081	4,484.10	07/24/23	08/03/23	
/	0706735083	3,740.00	07/24/23	08/02/23	
/	0706735085	2,133.16	08/07/23	08/15/23	
/	0706735086	65,540.60	08/07/23	08/14/23	
/	0706735103	7,177.50	08/07/23	08/10/23	
/	0706735104	410.64	08/07/23	08/10/23	
/	0706735105	537.87	08/07/23	08/11/23	
/	0706735106	1,853.21	08/07/23	08/14/23	
/	0706735109	4,072.62	08/07/23	08/16/23	
/	0706735110	80.00	08/07/23	08/11/23	
/	0706735111	386.01	08/07/23	08/08/23	
/	0706735112	6,450.00	08/07/23	08/08/23	
/	0706735113	749,509.58	08/07/23	08/08/23	
/	0706735115	92,028.56	08/07/23	08/11/23	
/	0706735116	341.92	08/07/23	08/11/23	
/	0706735117	6,253.00	08/07/23	08/11/23	
/	0706735118	528.05	08/07/23	08/25/23	
/	0706735119	5,625.00	08/07/23	08/10/23	
/	0706735120	1,007.13	08/07/23	08/10/23	
/	0706735121	1,326.38	08/07/23	08/15/23	
/	0706735123	290.78	08/07/23	08/14/23	
/	0706735124	88.01	08/07/23	08/11/23	
/	0706735125	2,878.42	08/07/23	08/14/23	
/	0706735126	609.63	08/07/23	08/11/23	
/	0706735127	65,672.61	08/07/23	08/10/23	
/	0706735128	2,655.46	08/07/23	08/11/23	
/	0706735129	2,700.00	08/07/23	08/17/23	
/	0706735130	848.73	08/07/23	08/14/23	
/	0706735132	380.00	08/07/23	08/14/23	
/	0706735133	1,710.72	08/07/23	08/17/23	
/	0706735134	12,910.00	08/07/23	08/14/23	
/	0706735135	130.35	08/07/23	08/11/23	
/	0706735136	988.93	08/07/23	08/11/23	
/	0706735138	280.00	08/07/23	08/10/23	



# Yavapai County Treasurer

## Monthly Statement

Date Range: 8/1/2023 to 8/31/2023

/	0706735140	119.62	08/07/23	08/22/23
/	0706735141	628.50	08/07/23	08/11/23
/	0706735142	86.46	08/07/23	08/10/23
/	0706735143	329.85	08/07/23	08/16/23
/	0706735144	23,352.05	08/07/23	08/14/23
/	0706735145	29.96	08/07/23	08/16/23
/	0706735146	175.00	08/21/23	08/25/23
/	0706735148	1,059.97	08/21/23	08/30/23
/	0706735149	990.00	08/21/23	08/24/23
/	0706735150	19,584.18	08/21/23	08/29/23
/	0706735152	8,297.04	08/21/23	08/24/23
/	0706735153	4,115.95	08/21/23	08/24/23
/	0706735154	22,239.38	08/21/23	08/29/23
/	0706735157	250.00	08/21/23	08/25/23
/	0706735158	285.00	08/21/23	08/24/23
/	0706735159	2,497.51	08/21/23	08/25/23
/	0706735160	819,388.05	08/21/23	08/22/23
/	0706735162	7,900.22	08/21/23	08/22/23
/	0706735167	5,006.64	08/21/23	08/25/23
/	0706735168	4,761.54	08/21/23	08/25/23
/	0706735171	138.11	08/21/23	08/29/23
/	0706735172	440.00	08/21/23	08/31/23
/	0706735173	92.69	08/21/23	08/25/23
/	0706735174	6,207.31	08/21/23	08/24/23
/	0706735175	159.61	08/21/23	08/25/23
/	0706735176	663.55	08/21/23	08/29/23
/	0706735177	23,963.59	08/21/23	08/28/23
/	0706735178	1,321.85	08/21/23	08/28/23
/	0706735179	182,821.38	08/21/23	08/25/23
/	0706735180	183,511.55	08/21/23	08/25/23
/	0706735181	344.31	08/21/23	08/28/23
/	0706735182	1,357.18	08/21/23	08/25/23
/	0706735183	4,687.23	08/21/23	08/25/23
/	0706735184	260.00	08/21/23	08/24/23
/	0706735185	5,000.00	08/21/23	08/28/23
/	0706735186	10.94	08/21/23	08/30/23
/	0706735187	390.00	08/21/23	08/29/23
/	0706735188	974.70	08/21/23	08/28/23
/	0706735189	9,856.63	08/21/23	08/30/23
/	0706735190	2,560.00	08/21/23	08/24/23



# Yavapai County Treasurer

## Monthly Statement

Date Range: 8/1/2023 to 8/31/2023

/	0706735191	1,496.50	08/21/23	08/29/23	
/	0706735192	193.79	08/21/23	08/22/23	
/	0706735194	11,620.00	08/21/23	08/29/23	
/	0706735195	695.06	08/21/23	08/24/23	
/	0706735197	63.42	08/21/23	08/25/23	
/	0706735198	727.20	08/21/23	08/28/23	
/	0706735199	1,249.80	08/21/23	08/24/23	
/	0706735200	110.30	08/21/23	08/28/23	
/	0706735201	4,548.56	08/21/23	08/31/23	
/	0706735202	7,860.96	08/21/23	08/30/23	
		Count	Amount		
Total PAID:		127	2,886,490.48		

**CENTRAL ARIZONA FIRE AND MEDICAL AUTHORITY**  
**CAPITAL RESERVE FUND - AUGUST, 2023**

---

Interest Received:	\$	27,378.83
Transfer In: CAFMA General Fund	\$	-
Miscellaneous Adjustments:	\$	-

---

TOTAL	\$	27,378.83
-------	----	-----------

---



# Yavapai County Treasurer

## Monthly Statement

Date Range: 8/1/2023 to 8/31/2023

**CAFMA-Capital Reserve Fund  
(CAFMA)**



# Yavapai County Treasurer

## Monthly Statement

Date Range: 8/1/2023 to 8/31/2023

Account	Period	YTD		
<b>6067340200</b>	<b>CAFMA-Capital Reserve Fund</b>			
Begin Balance:	7,637,752.14	7,610,216.59		
Income:	27,378.83	54,914.38		
LOC Advance:	.00	.00		
Expense:	.00	.00	LOC:	.00
LOC Payments:	.00	.00	Warrants Outstanding:	.00
Cash Balance:	7,665,130.97	7,665,130.97	End:	7,665,130.97

### Monthly Statement Summary

Source Code	Description	MTDAmount	YTDAmount
<b>6067340200</b>	<b>CAFMA-Capital Reserve Fund</b>	<b>Beginning Balance:</b>	<b>7,637,752.14</b>
38109.0	Interest on Investments St Treas	13,029.87	26,723.80
38113.0	Interest on Investments-Wells Fargo	14,348.96	28,190.58
	<b>Ending Balance:</b>	<b>7,665,130.97</b>	<b>7,665,130.97</b>

### Monthly Statement Detail

Date	Notes	Doc #	Amount	C/D
<b>6067340200 CAFMA-Capital Reserve Fund</b>			<b>Beginning Balance: 7,637,752.14</b>	
38109.0	Interest on Investments St Treas		Source Code Total: 13,029.87	
08/28	Investment Interest	0	13,029.87	C
38113.0	Interest on Investments-Wells Fargo		Source Code Total: 14,348.96	
08/28	Investment Interest	0	14,348.96	C
6067340200 CAFMA-Capital Reserve Fund			<b>Ending Balance: 7,665,130.97</b>	



**CENTRAL ARIZONA FIRE AND MEDICAL AUTHORITY**  
**PSPRS CONTINGENCY RESERVE FUND - AUGUST, 2023**

---

Transfer In:	\$	-
Interest Received:	\$	-

---

TOTAL	\$	-
-------	----	---

---

---



# Yavapai County Treasurer

## Monthly Statement

Date Range: 8/1/2023 to 8/31/2023

CAFMA  
6067340700  
PSPRS



# Yavapai County Treasurer

## Monthly Statement

Date Range: 8/1/2023 to 8/31/2023

Account	Period	YTD		
<b>6067340700</b>	<b>CAFMA PSPRS Contingency Reserve Fund</b>			
Begin Balance:	2,033,155.87	2,033,155.87		
Income:	.00	.00		
LOC Advance:	.00	.00		
Expense:	.00	.00	LOC:	.00
LOC Payments:	.00	.00	Warrants Outstanding:	.00
Cash Balance:	2,033,155.87	2,033,155.87	End:	2,033,155.87

### Monthly Statement Detail

Date	Notes	Doc #	Amount	C/D
------	-------	-------	--------	-----

CAFMA-Central Arizona Fire and Medical  
Bank Reconciliation Summary  
For the Bank Statement ending: 8/31/2023

BANK CONTROL ID: CAFMA - GENERAL FUND		DESC: GENERAL FUND	ACCOUNT NO: 1100
Beginning Balance:	08/01/23		\$6,368,488.63
Deposits and Credits:			\$773,993.93
Checks and Charges:			(\$2,886,490.48)
Adjustments:			\$0.00
Ending Balance Per Reconciliation:			<u>\$4,255,992.08</u>
Ending Balance Per Bank Statement:	08/31/23		\$4,255,992.08
* Outstanding Deposits and Credits:	08/31/23		\$0.00
* Outstanding Checks and Charges:	08/31/23		(\$1,091,713.91)
Ending Book Balance:	08/31/23		<u>\$3,164,278.17</u>

\* Outstanding amounts are all outstanding credits and charges dated prior or equal to the Reconciliation date.

**CAFMA-Central Arizona Fire and Medical**

**BR Checks and Charges Cleared**

For the Bank Statement ending: 8/31/23

CAFMA		General Fund			1100
Date	Document	Description	Module	Company	Amount
01/23/23	756744143	Arizona General / Ace Hardware	AP	CAFMA	\$9.10
05/01/23	756744635	AHS Rescue, LLC	AP	CAFMA	\$3,334.17
05/01/23	756744661	Curtis Tools for Heroes	AP	CAFMA	\$32,819.59
05/15/23	756744741	Curtis Tools for Heroes	AP	CAFMA	\$2,364.71
06/12/23	756744894	WESTERN SEALANT CO.	AP	CAFMA	\$2,848.39
06/26/23	756744898	Action Communications	AP	CAFMA	\$4,859.38
07/10/23	756744973	Action Communications	AP	CAFMA	\$3,097.52
07/10/23	756745008	Securis Insurance Pool, Inc	AP	CAFMA	\$288,064.25
07/24/23	756745017	A1 Water Bulk Delivery Svc LLC	AP	CAFMA	\$175.00
07/24/23	756745018	Arizona General / Ace Hardware	AP	CAFMA	\$24.35
07/24/23	756745019	APS	AP	CAFMA	\$14,659.87
07/24/23	756745021	Aviat US, Inc	AP	CAFMA	\$1,624.00
07/24/23	756745022	Balanced Heating & Air	AP	CAFMA	\$223.00
07/24/23	756745024	Bound Tree Medical LLC	AP	CAFMA	\$35,918.20
07/24/23	756745030	Bradshaw Mtn Environmental Inc	AP	CAFMA	\$205.00
07/24/23	756745042	Copper State Supply, Inc	AP	CAFMA	\$764.10
07/24/23	756745043	Crisenberg, Gary	AP	CAFMA	\$3,750.00
07/24/23	756745044	Curtis Tools for Heroes	AP	CAFMA	\$9,076.73
07/24/23	756745045	Dish Network	AP	CAFMA	\$148.11
07/24/23	756745047	Erie & Associates, Inc	AP	CAFMA	\$150.00
07/24/23	756745048	FACTORY MOTOR PARTS	AP	CAFMA	\$806.47
07/24/23	756745050	Ferguson Enterprises LLC #3584	AP	CAFMA	\$122.19
07/24/23	756745052	Michael M. Golightly & Assoc	AP	CAFMA	\$1,174.12
07/24/23	756745054	GRANITE TELECOMMUNICATIONS LLC	AP	CAFMA	\$655.69
07/24/23	756745055	Life Line Ambulance Service	AP	CAFMA	\$1,020.00
07/24/23	756745059	MILLS, BRETT	AP	CAFMA	\$390.00
07/24/23	756745060	Motorola Solutions Inc	AP	CAFMA	\$726.05
07/24/23	756745061	Neumann High Country Doors	AP	CAFMA	\$4,664.00
07/24/23	756745062	Northern Arizona Inspection	AP	CAFMA	\$3,080.00
07/24/23	756745063	O'Reilly Auto Parts	AP	CAFMA	\$142.89
07/24/23	756745064	Pinon Painting LLC	AP	CAFMA	\$2,480.00
07/24/23	756745066	Public Safety Crisis Solutions	AP	CAFMA	\$1,312.50
07/24/23	756745067	Purple Sage Embroidery & Award	AP	CAFMA	\$16.37
07/24/23	756745068	Prescott Valley Ace Hardware	AP	CAFMA	\$117.67
07/24/23	756745069	Questionmark Corporation	AP	CAFMA	\$3,285.00
07/24/23	756745070	The Counseling Office of	AP	CAFMA	\$5,741.69
07/24/23	756745071	KUTAK ROCK LLP	AP	CAFMA	\$20,350.50
07/24/23	756745073	Besonson Tools LLC	AP	CAFMA	\$95.00
07/24/23	756745074	Staples Contract & Commerc.Inc	AP	CAFMA	\$1,001.27
07/24/23	756745075	Stationary Power Systems	AP	CAFMA	\$11,437.84
07/24/23	756745076	Teleflex Funding LLC	AP	CAFMA	\$3,376.61
07/24/23	756745079	Unisource Energy Services	AP	CAFMA	\$63.04
07/24/23	756745080	United Disposal, Inc	AP	CAFMA	\$264.00
07/24/23	756745081	Verizon Wireless	AP	CAFMA	\$4,484.10
07/24/23	756745083	xByte Technologies, Inc	AP	CAFMA	\$3,740.00
08/07/23	756745085	Alert-All Corporation	AP	CAFMA	\$2,133.16
08/07/23	756745086	American Express, Inc.	AP	CAFMA	\$65,540.60
08/07/23	756745103	Arizona Crisis Team (ACT)	AP	CAFMA	\$7,177.50
08/07/23	756745104	Bennett Oil	AP	CAFMA	\$410.64
08/07/23	756745105	Best Pick Disposal, Inc	AP	CAFMA	\$537.87
08/07/23	756745106	Bound Tree Medical LLC	AP	CAFMA	\$1,853.21
08/07/23	756745109	Brightly Software Inc.	AP	CAFMA	\$4,072.62
08/07/23	756745110	Bradshaw Mtn Environmental Inc	AP	CAFMA	\$80.00
08/07/23	756745111	Chase Bank	AP	CAFMA	\$386.01
08/07/23	756745112	Chase Bank	AP	CAFMA	\$6,450.00
08/07/23	756745113	Chase Bank	AP	CAFMA	\$749,509.58
08/07/23	756745115	City of Prescott	AP	CAFMA	\$92,028.56
08/07/23	756745116	City of Prescott	AP	CAFMA	\$341.92
08/07/23	756745117	Law Off. of Nicolas Cornelius	AP	CAFMA	\$6,253.00
08/07/23	756745118	Curtis Tools for Heroes	AP	CAFMA	\$528.05
08/07/23	756745119	DS GRIFFEN & ASSOCIATES	AP	CAFMA	\$5,625.00
08/07/23	756745120	EMR Corporation	AP	CAFMA	\$1,007.13

CAFMA-Central Arizona Fire and Medical

BR Checks and Charges Cleared

For the Bank Statement ending: 8/31/23

CAFMA		General Fund			1100
Date	Document	Description	Module	Company	Amount
08/07/23	756745121	FACTORY MOTOR PARTS	AP	CAFMA	\$1,326.38
08/07/23	756745123	FEDEX	AP	CAFMA	\$290.78
08/07/23	756745124	FleetPride, Inc	AP	CAFMA	\$88.01
08/07/23	756745125	Michael M. Golightly & Assoc	AP	CAFMA	\$2,878.42
08/07/23	756745126	Hillyard, Inc-Flagstaff	AP	CAFMA	\$609.63
08/07/23	756745127	Knox Company	AP	CAFMA	\$65,672.61
08/07/23	756745128	Matheson Tri-Gas, Inc	AP	CAFMA	\$2,655.46
08/07/23	756745129	Mercury Medical Inc	AP	CAFMA	\$2,700.00
08/07/23	756745130	NAPA Auto Parts	AP	CAFMA	\$848.73
08/07/23	756745132	Northern AZ Premier Termite	AP	CAFMA	\$380.00
08/07/23	756745133	Pacific Office Automation	AP	CAFMA	\$1,710.72
08/07/23	756745134	PAPETTI SAMUELS WEISS MCKIRGAN	AP	CAFMA	\$12,910.00
08/07/23	756745135	Pickett, Gayle	AP	CAFMA	\$130.35
08/07/23	756745136	Prescott Valley Ace Hardware	AP	CAFMA	\$988.93
08/07/23	756745138	Restored By Faith LLC	AP	CAFMA	\$280.00
08/07/23	756745140	Besonson Tools LLC	AP	CAFMA	\$119.62
08/07/23	756745141	Staples Contract & Commerc.Inc	AP	CAFMA	\$628.50
08/07/23	756745142	Town of Prescott Valley	AP	CAFMA	\$86.46
08/07/23	756745143	Unisource Energy Services	AP	CAFMA	\$329.85
08/07/23	756745144	Wex Bank	AP	CAFMA	\$23,352.05
08/07/23	756745145	Yavapai Fleet Yavapai Machine	AP	CAFMA	\$29.96
08/10/23	756744143	Arizona General / Ace Hardware	AP	CAFMA	(\$9.10)
08/21/23	756745146	A1 Water Bulk Delivery Svc LLC	AP	CAFMA	\$175.00
08/21/23	756745148	Air Instrumentation of CA	AP	CAFMA	\$1,059.97
08/21/23	756745149	American Fence Co, Inc	AP	CAFMA	\$990.00
08/21/23	756745150	APS	AP	CAFMA	\$19,584.18
08/21/23	756745152	B&B Enterprises	AP	CAFMA	\$8,297.04
08/21/23	756745153	Bennett Oil	AP	CAFMA	\$4,115.95
08/21/23	756745154	Bound Tree Medical LLC	AP	CAFMA	\$22,239.38
08/21/23	756745157	Brookins, Patty	AP	CAFMA	\$250.00
08/21/23	756745158	B & W Fire Security Systems	AP	CAFMA	\$285.00
08/21/23	756745159	Sparklight	AP	CAFMA	\$2,497.51
08/21/23	756745160	Chase Bank	AP	CAFMA	\$819,388.05
08/21/23	756745162	Chase Card Services	AP	CAFMA	\$7,900.22
08/21/23	756745167	City of Prescott	AP	CAFMA	\$5,006.64
08/21/23	756745168	L.N. Curtis & Sons	AP	CAFMA	\$4,761.54
08/21/23	756745171	Dish Network	AP	CAFMA	\$138.11
08/21/23	756745172	El Rey Pumping Service	AP	CAFMA	\$440.00
08/21/23	756745173	Ferguson Enterprises LLC #3584	AP	CAFMA	\$92.69
08/21/23	756745174	Freightliner of AZ, LLC	AP	CAFMA	\$6,207.31
08/21/23	756745175	Galls LLC	AP	CAFMA	\$159.61
08/21/23	756745176	GRANITE TELECOMMUNICATIONS LLC	AP	CAFMA	\$663.55
08/21/23	756745177	INSIGHT PUBLIC SECTOR, INC	AP	CAFMA	\$23,963.59
08/21/23	756745178	Interstate Batteries	AP	CAFMA	\$1,321.85
08/21/23	756745179	KAIROS Health Arizona, Inc	AP	CAFMA	\$182,821.38
08/21/23	756745180	KAIROS Health Arizona, Inc	AP	CAFMA	\$183,511.55
08/21/23	756745181	Life Assist Inc	AP	CAFMA	\$344.31
08/21/23	756745182	Manzanita Landscaping, Inc	AP	CAFMA	\$1,357.18
08/21/23	756745183	Mallory Safety & Supply LLC	AP	CAFMA	\$4,687.23
08/21/23	756745184	MATHEW TRAVIS MAYHALL	AP	CAFMA	\$260.00
08/21/23	756745185	THADDEUS MCGUIRE	AP	CAFMA	\$5,000.00
08/21/23	756745186	Mercury Medical Inc	AP	CAFMA	\$10.94
08/21/23	756745187	MILLS, BRETT	AP	CAFMA	\$390.00
08/21/23	756745188	Neumann High Country Doors	AP	CAFMA	\$974.70
08/21/23	756745189	NFP Property and Casualty	AP	CAFMA	\$9,856.63
08/21/23	756745190	Northern Arizona Inspection	AP	CAFMA	\$2,560.00
08/21/23	756745191	Yavapai Exterminating	AP	CAFMA	\$1,496.50
08/21/23	756745192	Purple Sage Embroidery & Award	AP	CAFMA	\$193.79
08/21/23	756745194	The Counseling Office of	AP	CAFMA	\$11,620.00
08/21/23	756745195	RWC Group	AP	CAFMA	\$695.06
08/21/23	756745197	Staples Contract & Commerc.Inc	AP	CAFMA	\$63.42
08/21/23	756745198	Stryker Sales Corporation	AP	CAFMA	\$727.20

CAFMA-Central Arizona Fire and Medical  
BR Checks and Charges Cleared  
For the Bank Statement ending: 8/31/23

CAFMA		General Fund			1100
Date	Document	Description	Module	Company	Amount
08/21/23	756745199	Town of Prescott Valley	AP	CAFMA	\$1,249.80
08/21/23	756745200	Unisource Energy Services	AP	CAFMA	\$110.30
08/21/23	756745201	Verizon Wireless	AP	CAFMA	\$4,548.56
08/21/23	756745202	Wonderlic, Inc.	AP	CAFMA	\$7,860.96
08/31/23	Cash With Yav Cty	To Record CK #756744143 Origin	GL	CAFMA	\$9.10
TOTAL CHECKS AND CHARGES CLEARED:					\$2,886,490.48

**CAFMA-Central Arizona Fire and Medical**

**BR Checks and Charges Outstanding**

For the Bank Statement ending: 8/31/23

CAFMA		General Fund			1100
Date	Document	Description	Module	Company	Amount
05/15/23	756744742	Curtis Tools for Heroes	AP	CAFMA	\$2,984.98
06/26/23	756744943	Motorola Solutions Inc	AP	CAFMA	\$4,875.37
06/26/23	756744971	Yavapai Fleet Yavapai Machine	AP	CAFMA	\$276.28
08/07/23	756745139	Schuster, Alan	AP	CAFMA	\$2,040.00
08/21/23	756745147	TODD ABEL	AP	CAFMA	\$2,280.00
08/21/23	756745169	Codan Radio Communications	AP	CAFMA	\$26,668.00
08/21/23	756745193	Restored By Faith LLC	AP	CAFMA	\$140.00
08/21/23	756745196	Schuster, Alan	AP	CAFMA	\$2,210.00
08/31/23	756745203	A2Z Home Center, LLC	AP	CAFMA	\$35.91
08/31/23	756745204	American Express, Inc.	AP	CAFMA	\$83,791.40
08/31/23	756745224	Auto Trim Plus LLC	AP	CAFMA	\$2,375.19
08/31/23	756745225	Best Pick Disposal, Inc	AP	CAFMA	\$537.87
08/31/23	756745226	Bound Tree Medical LLC	AP	CAFMA	\$8,931.53
08/31/23	756745229	Brookins, Patty	AP	CAFMA	\$250.00
08/31/23	756745230	Sparklight	AP	CAFMA	\$55.54
08/31/23	756745231	CAFMA Petty Cash	AP	CAFMA	\$164.60
08/31/23	756745232	Chase Bank	AP	CAFMA	\$777,344.47
08/31/23	756745234	City of Prescott	AP	CAFMA	\$52,294.99
08/31/23	756745235	CSTOR	AP	CAFMA	\$7,817.02
08/31/23	756745236	L.N. Curtis & Sons	AP	CAFMA	\$12,973.37
08/31/23	756745238	Diligent Corporation	AP	CAFMA	\$2,707.31
08/31/23	756745239	Driven Auto Accessories	AP	CAFMA	\$9,258.46
08/31/23	756745240	FAS-BREAK INC	AP	CAFMA	\$89.00
08/31/23	756745241	FACTORY MOTOR PARTS	AP	CAFMA	\$99.54
08/31/23	756745242	FEDEX	AP	CAFMA	\$21.65
08/31/23	756745243	Foremost Promotions	AP	CAFMA	\$2,771.32
08/31/23	756745244	Freightliner of AZ, LLC	AP	CAFMA	\$2,223.73
08/31/23	756745245	Michael M. Golightly & Assoc	AP	CAFMA	\$2,810.29
08/31/23	756745246	W.W. Grainger, Inc	AP	CAFMA	\$53.79
08/31/23	756745247	Healthcare Medical Waste Svcs	AP	CAFMA	\$195.00
08/31/23	756745248	JLS Tools, LLC	AP	CAFMA	\$151.68
08/31/23	756745249	Manzanita Landscaping, Inc	AP	CAFMA	\$397.38
08/31/23	756745250	Matheson Tri-Gas, Inc	AP	CAFMA	\$381.82
08/31/23	756745251	Neumann High Country Doors	AP	CAFMA	\$559.26
08/31/23	756745252	FULTON, DONALD	AP	CAFMA	\$85.73
08/31/23	756745253	LIFE AND PROPERTY SAFETY	AP	CAFMA	\$121.00
08/31/23	756745254	O'Reilly Auto Parts	AP	CAFMA	\$1,476.47
08/31/23	756745255	Pacific Office Automation	AP	CAFMA	\$3,321.26
08/31/23	756745256	PAPETTI SAMUELS WEISS MCKIRGAN	AP	CAFMA	\$950.00
08/31/23	756745257	Prescott Steel & Welding	AP	CAFMA	\$429.01
08/31/23	756745258	KUTAK ROCK LLP	AP	CAFMA	\$16,293.40
08/31/23	756745259	RORICK, NORM	AP	CAFMA	\$428.10
08/31/23	756745260	RWC Group	AP	CAFMA	\$6,486.81
08/31/23	756745261	Besonson Tools LLC	AP	CAFMA	\$9.16
08/31/23	756745262	State 48 Recycling Inc	AP	CAFMA	\$160.00
08/31/23	756745263	Staples Contract & Commerc.Inc	AP	CAFMA	\$999.06
08/31/23	756745264	D.G.Shoemaker & Associates Inc	AP	CAFMA	\$783.48
08/31/23	756745265	Town of Prescott Valley	AP	CAFMA	\$94.64
08/31/23	756745266	Unisource Energy Services	AP	CAFMA	\$324.54
08/31/23	756745267	United Disposal, Inc	AP	CAFMA	\$264.00
08/31/23	756745268	Viscardi, Karen	AP	CAFMA	\$301.00
08/31/23	756745269	Wex Bank	AP	CAFMA	\$21,232.14
08/31/23	756745270	Yavapai Co Comm. College Distr	AP	CAFMA	\$26,136.00
08/31/23	756745271	YORK CHRYSLER DODGE JEEP RAM	AP	CAFMA	\$2,051.36
TOTAL CHECKS AND CHARGES OUTSTANDING:					<b>\$1,091,713.91</b>



CAFMA-Central Arizona Fire and Medical  
BR Deposits and Credits Cleared  
For the Bank Statement ending: 8/31/23

CAFMA		General Fund			1100
Date	Document	Description	Module	Company	Amount
08/10/23	4381	Deposit	AR	CAFMA	\$6,974.73
08/15/23	4363	Deposit	AR	CAFMA	\$21,912.17
08/16/23	4368	Deposit	AR	CAFMA	\$25,225.56
08/16/23	4369	Deposit	AR	CAFMA	\$5,856.69
08/16/23	4383	Deposit	AR	CAFMA	\$146,174.04
08/24/23	4382	Deposit	AR	CAFMA	\$19,883.22
08/28/23	4384	Deposit	AR	CAFMA	\$3,634.00
08/28/23	4385	Deposit	AR	CAFMA	\$5,501.03
08/30/23	4388	Deposit	AR	CAFMA	\$175,569.71
08/30/23	4389	Deposit	AR	CAFMA	\$247,596.40
08/30/23	4391	Deposit	AR	CAFMA	\$4,302.56
08/31/23	4392	Deposit	AR	CAFMA	\$97.00
08/31/23	Cash With Yav Cty	Fire Authority Funding	GL	CAFMA	\$85,784.41
08/31/23	Cash With Yav Cty	GF Interest Revenue - August,	GL	CAFMA	\$25,482.41
TOTAL DEPOSITS AND CREDITS CLEARED:					\$773,993.93

CAFMA-Central Arizona Fire and Medical  
BR Deposits and Credits Outstanding  
For the Bank Statement ending:

Date	Document	Description	Module	Company	Amount
------	----------	-------------	--------	---------	--------

TOTAL DEPOSITS AND CREDITS OUTSTANDING:

Bank Reconciliation Register

Document Number	Date	BR Status	Void?	Description	Date Cleared	Amount
<b>MODULE: CHECKS FROM ACCOUNTS PAYABLE</b>						
<b>BANK CONTROL ID: CAFMA - GENERAL FUND</b>						
756744143	08/10/23	Marked	Yes	Arizona General / Ace Hardware	09/06/23	(\$9.10)
756745085	08/07/23	Marked	No	Alert-All Corporation	09/06/23	\$2,133.16
756745086	08/07/23	Marked	No	American Express, Inc.	09/06/23	\$65,540.60
756745103	08/07/23	Marked	No	Arizona Crisis Team (ACT)	09/06/23	\$7,177.50
756745104	08/07/23	Marked	No	Bennett Oil	09/06/23	\$410.64
756745105	08/07/23	Marked	No	Best Pick Disposal, Inc	09/06/23	\$537.87
756745106	08/07/23	Marked	No	Bound Tree Medical LLC	09/06/23	\$1,853.21
756745109	08/07/23	Marked	No	Brightly Software Inc.	09/06/23	\$4,072.62
756745110	08/07/23	Marked	No	Bradshaw Mtn Environmental Inc	09/06/23	\$80.00
756745111	08/07/23	Marked	No	Chase Bank	09/06/23	\$386.01
756745112	08/07/23	Marked	No	Chase Bank	09/06/23	\$6,450.00
756745113	08/07/23	Marked	No	Chase Bank	09/06/23	\$749,509.58
756745115	08/07/23	Marked	No	City of Prescott	09/06/23	\$92,028.56
756745116	08/07/23	Marked	No	City of Prescott	09/06/23	\$341.92
756745117	08/07/23	Marked	No	Law Off. of Nicolas Cornelius	09/06/23	\$6,253.00
756745118	08/07/23	Marked	No	Curtis Tools for Heroes	09/06/23	\$528.05
756745119	08/07/23	Marked	No	DS GRIFFEN & ASSOCIATES	09/06/23	\$5,625.00
756745120	08/07/23	Marked	No	EMR Corporation	09/06/23	\$1,007.13
756745121	08/07/23	Marked	No	FACTORY MOTOR PARTS	09/06/23	\$1,326.38
756745123	08/07/23	Marked	No	FEDEX	09/06/23	\$290.78
756745124	08/07/23	Marked	No	FleetPride, Inc	09/06/23	\$88.01
756745125	08/07/23	Marked	No	Michael M. Golightly & Assoc	09/06/23	\$2,878.42
756745126	08/07/23	Marked	No	Hillyard, Inc-Flagstaff	09/06/23	\$609.63
756745127	08/07/23	Marked	No	Knox Company	09/06/23	\$65,672.61
756745128	08/07/23	Marked	No	Matheson Tri-Gas, Inc	09/06/23	\$2,655.46
756745129	08/07/23	Marked	No	Mercury Medical Inc	09/06/23	\$2,700.00
756745130	08/07/23	Marked	No	NAPA Auto Parts	09/06/23	\$848.73
756745132	08/07/23	Marked	No	Northern AZ Premier Termite	09/06/23	\$380.00
756745133	08/07/23	Marked	No	Pacific Office Automation	09/06/23	\$1,710.72
756745134	08/07/23	Marked	No	PAPETTI SAMUELS WEISS MCKIRGAN	09/06/23	\$12,910.00
756745135	08/07/23	Marked	No	Pickett, Gayle	09/06/23	\$130.35
756745136	08/07/23	Marked	No	Prescott Valley Ace Hardware	09/06/23	\$988.93
756745138	08/07/23	Marked	No	Restored By Faith LLC	09/06/23	\$280.00
756745139	08/07/23	Retrieved	No	Schuster, Alan		\$2,040.00
756745140	08/07/23	Marked	No	Besonson Tools LLC	09/06/23	\$119.62
756745141	08/07/23	Marked	No	Staples Contract & Commerc.Inc	09/06/23	\$628.50
756745142	08/07/23	Marked	No	Town of Prescott Valley	09/06/23	\$86.46
756745143	08/07/23	Marked	No	Unisource Energy Services	09/06/23	\$329.85
756745144	08/07/23	Marked	No	Wex Bank	09/06/23	\$23,352.05
756745145	08/07/23	Marked	No	Yavapai Fleet Yavapai Machine	09/06/23	\$29.96
756745146	08/21/23	Marked	No	A1 Water Bulk Delivery Svc LLC	09/06/23	\$175.00
756745147	08/21/23	Retrieved	No	TODD ABEL		\$2,280.00
756745148	08/21/23	Marked	No	Air Instrumentation of CA	09/06/23	\$1,059.97
756745149	08/21/23	Marked	No	American Fence Co, Inc	09/06/23	\$990.00
756745150	08/21/23	Marked	No	APS	09/06/23	\$19,584.18
756745152	08/21/23	Marked	No	B&B Enterprises	09/06/23	\$8,297.04
756745153	08/21/23	Marked	No	Bennett Oil	09/06/23	\$4,115.95
756745154	08/21/23	Marked	No	Bound Tree Medical LLC	09/06/23	\$22,239.38
756745157	08/21/23	Marked	No	Brookins, Patty	09/06/23	\$250.00
756745158	08/21/23	Marked	No	B & W Fire Security Systems	09/06/23	\$285.00
756745159	08/21/23	Marked	No	Sparklight	09/06/23	\$2,497.51
756745160	08/21/23	Marked	No	Chase Bank	09/06/23	\$819,388.05
756745162	08/21/23	Marked	No	Chase Card Services	09/06/23	\$7,900.22
756745167	08/21/23	Marked	No	City of Prescott	09/06/23	\$5,006.64
756745168	08/21/23	Marked	No	L.N. Curtis & Sons	09/06/23	\$4,761.54
756745169	08/21/23	Retrieved	No	Codan Radio Communications		\$26,668.00
756745171	08/21/23	Marked	No	Dish Network	09/06/23	\$138.11
756745172	08/21/23	Marked	No	El Rey Pumping Service	09/06/23	\$440.00
756745173	08/21/23	Marked	No	Ferguson Enterprises LLC #3584	09/06/23	\$92.69
756745174	08/21/23	Marked	No	Freightliner of AZ, LLC	09/06/23	\$6,207.31
756745175	08/21/23	Marked	No	Galls LLC	09/06/23	\$159.61

Bank Reconciliation Register

Document Number	Date	BR Status	Void?	Description	Date Cleared	Amount
<b>MODULE: CHECKS FROM ACCOUNTS PAYABLE</b>						
<b>BANK CONTROL ID: CAFMA - GENERAL FUND</b>						<b>(CONTINUED)</b>
756745176	08/21/23	Marked	No	GRANITE TELECOMMUNICATIONS LLC	09/06/23	\$663.55
756745177	08/21/23	Marked	No	INSIGHT PUBLIC SECTOR, INC	09/06/23	\$23,963.59
756745178	08/21/23	Marked	No	Interstate Batteries	09/06/23	\$1,321.85
756745179	08/21/23	Marked	No	KAIROS Health Arizona, Inc	09/06/23	\$182,821.38
756745180	08/21/23	Marked	No	KAIROS Health Arizona, Inc	09/06/23	\$183,511.55
756745181	08/21/23	Marked	No	Life Assist Inc	09/06/23	\$344.31
756745182	08/21/23	Marked	No	Manzanita Landscaping, Inc	09/06/23	\$1,357.18
756745183	08/21/23	Marked	No	Mallory Safety & Supply LLC	09/06/23	\$4,687.23
756745184	08/21/23	Marked	No	MATHEW TRAVIS MAYHALL	09/06/23	\$260.00
756745185	08/21/23	Marked	No	THADDEUS MCGUIRE	09/06/23	\$5,000.00
756745186	08/21/23	Marked	No	Mercury Medical Inc	09/06/23	\$10.94
756745187	08/21/23	Marked	No	MILLS, BRETT	09/06/23	\$390.00
756745188	08/21/23	Marked	No	Neumann High Country Doors	09/06/23	\$974.70
756745189	08/21/23	Marked	No	NFP Property and Casualty	09/06/23	\$9,856.63
756745190	08/21/23	Marked	No	Northern Arizona Inspection	09/06/23	\$2,560.00
756745191	08/21/23	Marked	No	Yavapai Exterminating	09/06/23	\$1,496.50
756745192	08/21/23	Marked	No	Purple Sage Embroidery & Award	09/06/23	\$193.79
756745193	08/21/23	Retrieved	No	Restored By Faith LLC		\$140.00
756745194	08/21/23	Marked	No	The Counseling Office of	09/06/23	\$11,620.00
756745195	08/21/23	Marked	No	RWC Group	09/06/23	\$695.06
756745196	08/21/23	Retrieved	No	Schuster, Alan		\$2,210.00
756745197	08/21/23	Marked	No	Staples Contract & Commerc.Inc	09/06/23	\$63.42
756745198	08/21/23	Marked	No	Stryker Sales Corporation	09/06/23	\$727.20
756745199	08/21/23	Marked	No	Town of Prescott Valley	09/06/23	\$1,249.80
756745200	08/21/23	Marked	No	Unisource Energy Services	09/06/23	\$110.30
756745201	08/21/23	Marked	No	Verizon Wireless	09/06/23	\$4,548.56
756745202	08/21/23	Marked	No	Wonderlic, Inc.	09/06/23	\$7,860.96
756745203	08/31/23	Retrieved	No	A2Z Home Center, LLC		\$35.91
756745204	08/31/23	Retrieved	No	American Express, Inc.		\$83,791.40
756745224	08/31/23	Retrieved	No	Auto Trim Plus LLC		\$2,375.19
756745225	08/31/23	Retrieved	No	Best Pick Disposal, Inc		\$537.87
756745226	08/31/23	Retrieved	No	Bound Tree Medical LLC		\$8,931.53
756745229	08/31/23	Retrieved	No	Brookins, Patty		\$250.00
756745230	08/31/23	Retrieved	No	Sparklight		\$55.54
756745231	08/31/23	Retrieved	No	CAFMA Petty Cash		\$164.60
756745232	08/31/23	Retrieved	No	Chase Bank		\$777,344.47
756745234	08/31/23	Retrieved	No	City of Prescott		\$52,294.99
756745235	08/31/23	Retrieved	No	CSTOR		\$7,817.02
756745236	08/31/23	Retrieved	No	L.N. Curtis & Sons		\$12,973.37
756745238	08/31/23	Retrieved	No	Diligent Corporation		\$2,707.31
756745239	08/31/23	Retrieved	No	Driven Auto Accessories		\$9,258.46
756745240	08/31/23	Retrieved	No	FAS-BREAK INC		\$89.00
756745241	08/31/23	Retrieved	No	FACTORY MOTOR PARTS		\$99.54
756745242	08/31/23	Retrieved	No	FEDEX		\$21.65
756745243	08/31/23	Retrieved	No	Foremost Promotions		\$2,771.32
756745244	08/31/23	Retrieved	No	Freightliner of AZ, LLC		\$2,223.73
756745245	08/31/23	Retrieved	No	Michael M. Golightly & Assoc		\$2,810.29
756745246	08/31/23	Retrieved	No	W.W. Grainger, Inc		\$53.79
756745247	08/31/23	Retrieved	No	Healthcare Medical Waste Svcs		\$195.00
756745248	08/31/23	Retrieved	No	JLS Tools, LLC		\$151.68
756745249	08/31/23	Retrieved	No	Manzanita Landscaping, Inc		\$397.38
756745250	08/31/23	Retrieved	No	Matheson Tri-Gas, Inc		\$381.82
756745251	08/31/23	Retrieved	No	Neumann High Country Doors		\$559.26
756745252	08/31/23	Retrieved	No	FULTON, DONALD		\$85.73
756745253	08/31/23	Retrieved	No	LIFE AND PROPERTY SAFETY		\$121.00
756745254	08/31/23	Retrieved	No	O'Reilly Auto Parts		\$1,476.47
756745255	08/31/23	Retrieved	No	Pacific Office Automation		\$3,321.26
756745256	08/31/23	Retrieved	No	PAPETTI SAMUELS WEISS MCKIRGAN		\$950.00
756745257	08/31/23	Retrieved	No	Prescott Steel & Welding		\$429.01
756745258	08/31/23	Retrieved	No	KUTAK ROCK LLP		\$16,293.40
756745259	08/31/23	Retrieved	No	RORICK, NORM		\$428.10

Bank Reconciliation Register

Document Number	Date	BR Status	Void?	Description	Date Cleared	Amount
-----------------	------	-----------	-------	-------------	--------------	--------

MODULE: CHECKS FROM ACCOUNTS PAYABLE

BANK CONTROL ID: CAFMA - GENERAL FUND						(CONTINUED)
756745260	08/31/23	Retrieved	No	RWC Group		\$6,486.81
756745261	08/31/23	Retrieved	No	Besonson Tools LLC		\$9.16
756745262	08/31/23	Retrieved	No	State 48 Recycling Inc		\$160.00
756745263	08/31/23	Retrieved	No	Staples Contract & Commerc.Inc		\$999.06
756745264	08/31/23	Retrieved	No	D.G.Shoemaker & Associates Inc		\$783.48
756745265	08/31/23	Retrieved	No	Town of Prescott Valley		\$94.64
756745266	08/31/23	Retrieved	No	Unisource Energy Services		\$324.54
756745267	08/31/23	Retrieved	No	United Disposal, Inc		\$264.00
756745268	08/31/23	Retrieved	No	Viscardi, Karen		\$301.00
756745269	08/31/23	Retrieved	No	Wex Bank		\$21,232.14
756745270	08/31/23	Retrieved	No	Yavapai Co Comm. College Distr		\$26,136.00
756745271	08/31/23	Retrieved	No	YORK CHRYSLER DODGE JEEP RAM		\$2,051.36
SUB TOTAL FOR BANK:						\$3,495,396.19
TOTAL FOR MODULE:						\$3,495,396.19

MODULE: DEPOSITS FROM ACCOUNTS RECEIVABLE

BANK CONTROL ID: CAFMA - GENERAL FUND						
4363	08/15/23	Marked	No	Deposit	09/06/23	\$21,912.17
4368	08/16/23	Marked	No	Deposit	09/06/23	\$25,225.56
4369	08/16/23	Marked	No	Deposit	09/06/23	\$5,856.69
4381	08/10/23	Marked	No	Deposit	09/06/23	\$6,974.73
4382	08/24/23	Marked	No	Deposit	09/06/23	\$19,883.22
4383	08/16/23	Marked	No	Deposit	09/06/23	\$146,174.04
4384	08/28/23	Marked	No	Deposit	09/06/23	\$3,634.00
4385	08/28/23	Marked	No	Deposit	09/06/23	\$5,501.03
4388	08/30/23	Marked	No	Deposit	09/06/23	\$175,569.71
4389	08/30/23	Marked	No	Deposit	09/06/23	\$247,596.40
4391	08/30/23	Marked	No	Deposit	09/06/23	\$4,302.56
4392	08/31/23	Marked	No	Deposit	09/06/23	\$97.00
SUB TOTAL FOR BANK:						\$662,727.11
TOTAL FOR MODULE:						\$662,727.11

MODULE: JOURNAL ENTRIES FROM GENERAL LEDGER

BANK CONTROL ID: CAFMA - GENERAL FUND						
Cash With Yav Cty	08/31/23	Marked	No	Fire Authority Funding	09/06/23	\$85,784.41
Cash With Yav Cty	08/31/23	Marked	No	GF Interest Revenue - August,	09/06/23	\$25,482.41
Cash With Yav Cty	08/31/23	Marked	No	To Record CK #756744143 Origin	09/06/23	\$9.10
SUB TOTAL FOR BANK:						\$111,275.92
TOTAL FOR MODULE:						\$111,275.92

BR Adjustments Report  
For the Bank Statement ending:

Date	Document	Description	GL Account	Offset Amt	Adj. Amt
------	----------	-------------	------------	------------	----------

DOCUMENT:

ADJUSTMENT DOCUMENT " TOTAL:

TOTAL FOR ALL ADJUSTMENTS:

9/6/23  
4:17:45 PM

**CAFMA-Central Arizona Fire and Medical**  
Income Statement  
(Original Budget to Actual Comparison)  
For the period of 8/1/2023 Through 8/31/2023

Fund: (10) General Fund

	Current Period					Year To Date			
	Account	Actual	Budget	Variance	%	Actual	Budget	Variance	%
<b><u>Revenues</u></b>									
CVFD Funding Requirement	10310000000	\$24,593.44	\$0.00	\$24,593.44	0.0%	\$5,741,746.16	\$6,013,391.00	\$(271,644.84)	(4.5)%
CYFD Funding Requirement	10320000000	61,190.97	0.00	61,190.97	0.0	23,944,575.14	26,146,528.00	(2,201,952.86)	(8.4)
Fire Protection Contracts	10400100000	23,113.46	0.00	23,113.46	0.0	239,368.05	180,000.00	59,368.05	33.0
Outside Agency Work-Vehicle Maint	10430000000	1,608.69	0.00	1,608.69	0.0	15,260.85	40,000.00	(24,739.15)	(61.8)
Construction Permits	10440000000	14,792.72	0.00	14,792.72	0.0	208,464.64	100,000.00	108,464.64	108.5
Operational Permits	10442500000	713.35	0.00	713.35	0.0	13,467.33	10,000.00	3,467.33	34.7
Special Events	10443000000	721.00	0.00	721.00	0.0	11,602.00	2,680.00	8,922.00	332.9
State of AZ/Off-District Fires	10480000000	392,837.04	0.00	392,837.04	0.0	1,683,409.69	50,000.00	1,633,409.69	3266.8
Interest Income-General Fund	10490000000	25,482.41	0.00	25,482.41	0.0	265,304.74	60,000.00	205,304.74	342.2
Interest Income-Cap Rsv Fund	10490100000	27,378.83	0.00	27,378.83	0.0	213,888.97	0.00	213,888.97	0.0
Interest Revenue-PSPRS Cont Res Fund	10490200000	0.00	0.00	0.00	0.0	33,155.87	0.00	33,155.87	0.0
Misc. Revenues	10510000000	8,556.85	0.00	8,556.85	0.0	200,131.99	10,900.00	189,231.99	1736.1
Ambulance Revenue	10511000000	145,075.08	0.00	145,075.08	0.0	145,075.08	2,000,000.00	(1,854,924.92)	(92.7)
Cancer Insurance Premium	10511500000	0.00	0.00	0.00	0.0	10,333.00	0.00	10,333.00	0.0
PAWUIC/ Defensible Space Reimbursements	10512531000	1,861.11	0.00	1,861.11	0.0	11,029.37	24,000.00	(12,970.63)	(54.0)
Tech Services Contracting Revenue	10514041000	18,672.84	0.00	18,672.84	0.0	169,639.80	180,800.00	(11,160.20)	(6.2)
Supplies for Outside Agency Work	10514141000	0.00	0.00	0.00	0.0	0.00	10,000.00	(10,000.00)	(100.0)
Smart & Safe Prop 207 Revenue	10530000000	0.00	0.00	0.00	0.0	361,428.05	420,000.00	(58,571.95)	(13.9)
Rebates/Refunds	10535000000	0.00	0.00	0.00	0.0	10,056.48	0.00	10,056.48	0.0
Donations	10540000000	0.00	0.00	0.00	0.0	1,600.00	500.00	1,100.00	220.0
Grants-FEMA- SAFER	10543000000	0.00	0.00	0.00	0.0	20,265.11	847,178.00	(826,912.89)	(97.6)
Grants - Miscellaneous	10543010000	0.00	0.00	0.00	0.0	11,900.00	0.00	11,900.00	0.0
Misc. Prevention	10560000000	0.00	0.00	0.00	0.0	160.00	2,100.00	(1,940.00)	(92.4)
Warehouse Purchasing Group	10570000000	22,550.52	0.00	22,550.52	0.0	149,430.94	210,000.00	(60,569.06)	(28.8)
61 Lease Revenue	10585500000	8,994.00	0.00	8,994.00	0.0	32,976.00	36,000.00	(3,024.00)	(8.4)
CARTA Classes	10590000000	0.00	0.00	0.00	0.0	15,075.00	10,000.00	5,075.00	50.8
CPR/EMS classes	10590500000	100.00	0.00	100.00	0.0	3,412.50	10,000.00	(6,587.50)	(65.9)
<b>Net Revenues</b>		<b>\$778,242.31</b>	<b>\$0.00</b>	<b>\$778,242.31</b>	<b>0.0 %</b>	<b>\$33,512,756.76</b>	<b>\$36,364,077.00</b>	<b>\$(2,851,320.24)</b>	<b>(7.8)%</b>
<b><u>Personnel Expenses</u></b>									
Salaries/Admin	10610010000	\$78,885.50	\$0.00	\$(78,885.50)	0.0%	\$1,198,031.76	\$1,078,202.00	\$(119,829.76)	(11.1)%
Salaries/Prevention	10610020000	25,288.24	0.00	(25,288.24)	0.0	396,944.21	420,508.00	23,563.79	5.6
Salaries/Operations	10610030000	717,210.69	0.00	(717,210.69)	0.0	10,307,770.25	10,853,994.00	546,223.75	5.0
Salaries/Training	10610035000	19,878.44	0.00	(19,878.44)	0.0	271,290.35	277,003.00	5,712.65	2.1
Salaries/Communications	10610041000	34,684.80	0.00	(34,684.80)	0.0	497,552.58	601,076.00	103,523.42	17.2
Salaries/Facilities Maintenance	10610043000	11,132.80	0.00	(11,132.80)	0.0	157,972.08	148,096.00	(9,876.08)	(6.7)
Salaries/Fleet Maint	10610048000	31,219.20	0.00	(31,219.20)	0.0	427,602.55	410,200.00	(17,402.55)	(4.2)

9/6/23  
4:17:45 PM

**CAFMA-Central Arizona Fire and Medical**  
Income Statement  
(Original Budget to Actual Comparison)  
For the period of 8/1/2023 Through 8/31/2023

Fund: (10) General Fund

	Account	Actual	Current Period Budget	Variance	%	Actual	Year To Date Budget	Variance	%
Salaries/Warehouse	10610049000	13,987.20	0.00	(13,987.20)	0.0	199,459.58	185,133.00	(14,326.58)	(7.7)
Salaries - Ambulance	10610050000	0.00	0.00	0.00	0.0	0.00	809,488.00	809,488.00	100.0
Salaries/Community Relations	10610060000	4,507.20	0.00	(4,507.20)	0.0	9,014.40	59,401.00	50,386.60	84.8
CEO/ Fire Chief	10610110000	14,493.16	0.00	(14,493.16)	0.0	204,718.31	188,411.00	(16,307.31)	(8.7)
Special Detail/Prevention	10610320000	0.00	0.00	0.00	0.0	140.00	0.00	(140.00)	0.0
Special Detail/Fire Pals	10610320400	0.00	0.00	0.00	0.0	11,000.00	12,600.00	1,600.00	12.7
Special Detail/ Babysitting Classes	10610320402	0.00	0.00	0.00	0.0	0.00	250.00	250.00	100.0
Special Detail/Prev/Spec Ev Assign Pay	10610320403	0.00	0.00	0.00	0.0	630.00	2,000.00	1,370.00	68.5
Special Detail / OPS	10610330000	0.00	0.00	0.00	0.0	1,340.00	0.00	(1,340.00)	0.0
Spec Det/Ops CPR Prgrm Int/Ext	10610330425	700.00	0.00	(700.00)	0.0	5,030.00	5,000.00	(30.00)	(0.6)
Telestaff Maintenance	10610330426	0.00	0.00	0.00	0.0	0.00	2,000.00	2,000.00	100.0
Spec Det/Ops Cisd Program Shift Peers	10610330435	0.00	0.00	0.00	0.0	0.00	500.00	500.00	100.0
Spec Det/Ops/Tower Work	10610330439	0.00	0.00	0.00	0.0	0.00	2,000.00	2,000.00	100.0
Spec Det/Ops Haz Mat Program	10610330440	0.00	0.00	0.00	0.0	320.00	625.00	305.00	48.8
Spec Det/Ops Hose Program	10610330441	0.00	0.00	0.00	0.0	0.00	500.00	500.00	100.0
Spec Det/Ops SCBA Program	10610330442	0.00	0.00	0.00	0.0	120.00	6,500.00	6,380.00	98.2
Spec Det/Ops Recruit Academy	10610330447	0.00	0.00	0.00	0.0	44,157.81	44,000.00	(157.81)	(0.4)
Spec Det/Ops Promo Testing	10610330449	700.00	0.00	(700.00)	0.0	9,100.00	8,250.00	(850.00)	(10.3)
Spec Det/ Ops Misc.	10610330452	800.00	0.00	(800.00)	0.0	37,372.96	8,000.00	(29,372.96)	(367.2)
Spec Duty Training	10610335476	0.00	0.00	0.00	0.0	0.00	2,600.00	2,600.00	100.0
Spec Det/Trng Instr CARTA	10610335479	0.00	0.00	0.00	0.0	14,470.00	5,000.00	(9,470.00)	(189.4)
Spec Det/ In House EMS Training	10610335482	0.00	0.00	0.00	0.0	10,240.00	15,000.00	4,760.00	31.7
Spec Det/Tower Rescue/Instructor	10610335483	0.00	0.00	0.00	0.0	0.00	1,000.00	1,000.00	100.0
Spec Det/ Warehouse	10610349451	0.00	0.00	0.00	0.0	0.00	5,600.00	5,600.00	100.0
Special Detail - Ambulance	10610350000	0.00	0.00	0.00	0.0	0.00	2,000.00	2,000.00	100.0
Acting Pay - Administration	10610410000	66.00	0.00	(66.00)	0.0	547.89	0.00	(547.89)	0.0
Acting Pay - Prevention	10610420000	0.00	0.00	0.00	0.0	91.43	500.00	408.57	81.7
Acting Pay - Ops	10610430000	3,660.00	0.00	(3,660.00)	0.0	55,702.20	52,560.00	(3,142.20)	(6.0)
Acting Pay - CARTA	10610435000	0.00	0.00	0.00	0.0	20.00	0.00	(20.00)	0.0
Acting Pay - Tech Services	10610441000	0.00	0.00	0.00	0.0	40.00	0.00	(40.00)	0.0
Acting Pay - Fleet Maintenance	10610448000	10.00	0.00	(10.00)	0.0	200.00	400.00	200.00	50.0
Acting Pay - Warehouse	10610449000	0.00	0.00	0.00	0.0	80.00	0.00	(80.00)	0.0
Supervisory Assignment - Ambulance	10610450000	0.00	0.00	0.00	0.0	0.00	1,000.00	1,000.00	100.0
Vacation/ Sick Leave Buy Back	10610530000	0.00	0.00	0.00	0.0	122,674.69	300,000.00	177,325.31	59.1
O.T. Salaries/Admin	10611010000	1,504.58	0.00	(1,504.58)	0.0	9,158.45	9,000.00	(158.45)	(1.8)
O.T. Salaries/ Prevention	10611020000	0.00	0.00	0.00	0.0	7,143.74	15,000.00	7,856.26	52.4
Recall O.T./Operations	10611030000	967.29	0.00	(967.29)	0.0	43,449.76	30,000.00	(13,449.76)	(44.8)
SWAT Response / Coverage	10611030250	391.92	0.00	(391.92)	0.0	(1,122.23)	9,000.00	10,122.23	112.5



9/6/23  
4:17:45 PM

**CAFMA-Central Arizona Fire and Medical**  
Income Statement  
(Original Budget to Actual Comparison)  
For the period of 8/1/2023 Through 8/31/2023  
  
Fund: (10) General Fund

	Account	Actual	Current Period Budget	Variance	%	Actual	Year To Date Budget	Variance	%
O.T. Salaries/CARTA	10611035000	0.00	0.00	0.00	0.0	1,141.83	2,828.00	1,686.17	59.6
O.T. Salaries/Tech Sevicees	10611041000	1,444.13	0.00	(1,444.13)	0.0	41,095.94	25,000.00	(16,095.94)	(64.4)
O.T. Salaries/Comm-Outside Agency	10611041561	0.00	0.00	0.00	0.0	(2,510.08)	0.00	2,510.08	0.0
O.T. Salaries/Facilities Maintenance	10611043000	0.00	0.00	0.00	0.0	0.00	5,000.00	5,000.00	100.0
O.T. Salaries/ Fleet Maintenance	10611048000	1,564.67	0.00	(1,564.67)	0.0	14,458.05	23,000.00	8,541.95	37.1
O.T. Salaries/Warehouse	10611049000	0.00	0.00	0.00	0.0	1,078.65	10,000.00	8,921.35	89.2
Overtime - Ambulance	10611050000	50,881.09	0.00	(50,881.09)	0.0	209,847.04	40,474.00	(169,373.04)	(418.5)
Overtime/Community Relations	10611060000	0.00	0.00	0.00	0.0	0.00	5,000.00	5,000.00	100.0
FLSA Pay	10611130000	50,821.65	0.00	(50,821.65)	0.0	693,621.02	882,984.00	189,362.98	21.4
Shift O.T./Operations	10611230000	974.16	0.00	(974.16)	0.0	974.16	0.00	(974.16)	0.0
Shift OT Sal/Ops/Rte Shft Cov(AD,SL,FMLA	10611230200	37,419.70	0.00	(37,419.70)	0.0	874,520.28	552,700.00	(321,820.28)	(58.2)
Off District Wildland Fires	10611431000	161,076.74	0.00	(161,076.74)	0.0	826,923.79	50,000.00	(776,923.79)	(1553.8)
Training Captain OT	10611535300	0.00	0.00	0.00	0.0	30,979.65	35,200.00	4,220.35	12.0
Trng Cov/Special Duty Pay	10611535304	0.00	0.00	0.00	0.0	5,864.40	4,950.00	(914.40)	(18.5)
Trng Cov/EVOC Driver Training Inst Pay	10611535307	0.00	0.00	0.00	0.0	8,218.14	2,500.00	(5,718.14)	(228.7)
Trng Cov/Swift Water Training Officers	10611535380	0.00	0.00	0.00	0.0	6,096.24	2,500.00	(3,596.24)	(143.8)
Trng Cov/OT Eng Co Trng Coverage	10611835330	0.00	0.00	0.00	0.0	2,776.84	20,000.00	17,223.16	86.1
Trng Cov/ OT Special Ops Training	10611835336	0.00	0.00	0.00	0.0	0.00	3,000.00	3,000.00	100.0
Trng Cov/ OT TRT/ HAZ MAT Training	10611835338	0.00	0.00	0.00	0.0	0.00	12,000.00	12,000.00	100.0
ASRS Retirement/Admin	10612910000	10,176.73	0.00	(10,176.73)	0.0	127,957.33	96,672.00	(31,285.33)	(32.4)
ASRS Retirement/Prevention	10612920000	578.68	0.00	(578.68)	0.0	22,741.18	54,869.00	32,127.82	58.6
ASRS Retirement/Training	10612935000	381.10	0.00	(381.10)	0.0	5,590.17	5,045.00	(545.17)	(10.8)
ASRS Retirement/Tech Services	10612941000	4,715.55	0.00	(4,715.55)	0.0	69,749.96	76,193.00	6,443.04	8.5
ASRS Retirement/Facilities Maintenance	10612943000	1,453.04	0.00	(1,453.04)	0.0	20,753.36	18,632.00	(2,121.36)	(11.4)
ASRS Retirement/Fleet Maint	10612948000	2,391.97	0.00	(2,391.97)	0.0	35,386.88	37,745.00	2,358.12	6.2
ASRS Retirement/Warehouse	10612949000	1,802.47	0.00	(1,802.47)	0.0	25,404.66	23,748.00	(1,656.66)	(7.0)
ASRS Retirement/Comm Relations	10612960000	0.00	0.00	0.00	0.0	0.00	7,838.00	7,838.00	100.0
PSPRS/Admin	10613010000	5,933.78	0.00	(5,933.78)	0.0	70,038.12	73,273.00	3,234.88	4.4
PSPRS/Prevention	10613020000	50.00	0.00	(50.00)	0.0	100.00	0.00	(100.00)	0.0
PSPRS Operations	10613030000	148,039.27	0.00	(148,039.27)	0.0	1,716,213.76	2,543,873.00	827,659.24	32.5
PSPRS/ CARTA	10613035000	4,167.51	0.00	(4,167.51)	0.0	50,315.68	54,527.00	4,211.32	7.7
PSPRS/ Fleet Maint	10613048000	2,398.24	0.00	(2,398.24)	0.0	29,324.14	30,987.00	1,662.86	5.4
PSPRS/COP Principle	10613130000	0.00	0.00	0.00	0.0	2,420,000.00	3,632,485.00	1,212,485.00	33.4
PSPRS/COP - Interest	10613130001	0.00	0.00	0.00	0.0	1,209,687.21	0.00	(1,209,687.21)	0.0
401A/Admin	10613210000	0.00	0.00	0.00	0.0	0.00	29,279.00	29,279.00	100.0
401A Retirement / Ops	10613230000	36,576.92	0.00	(36,576.92)	0.0	455,891.80	318,779.00	(137,112.80)	(43.0)
401A/ Fire Chief	10613310000	898.58	0.00	(898.58)	0.0	24,770.67	36,966.00	12,195.33	33.0
Worker's Comp Insurance/Admin	10615010000	0.00	0.00	0.00	0.0	836.00	40,712.00	39,876.00	97.9

9/6/23  
4:17:45 PM

**CAFMA-Central Arizona Fire and Medical**  
Income Statement  
(Original Budget to Actual Comparison)  
For the period of 8/1/2023 Through 8/31/2023  
  
Fund: (10) General Fund

	Account	Actual	Current Period Budget	Variance	%	Actual	Year To Date Budget	Variance	%
Worker's Comp/Prevention	10615020000	0.00	0.00	0.00	0.0	0.00	34,716.00	34,716.00	100.0
Worker's Comp / Ops	10615030000	0.00	0.00	0.00	0.0	1,737,384.25	966,352.00	(771,032.25)	(79.8)
Worker's Comp/Training	10615035000	0.00	0.00	0.00	0.0	0.00	21,547.00	21,547.00	100.0
Worker's Comp/Comm	10615041000	0.00	0.00	0.00	0.0	459.00	48,208.00	47,749.00	99.0
Worker's Comp/Facilities	10615043000	0.00	0.00	0.00	0.0	400.00	11,788.00	11,388.00	96.6
Worker's Comp/Maint	10615048000	0.00	0.00	0.00	0.0	(81.00)	33,387.00	33,468.00	100.2
Worker's Comp/Warehouse	10615049000	0.00	0.00	0.00	0.0	1,012.00	15,025.00	14,013.00	93.3
Workers Comp Insurance - Ambulance	10615050000	0.00	0.00	0.00	0.0	0.00	70,324.00	70,324.00	100.0
WorkComplns/Comm Relations	10615060000	0.00	0.00	0.00	0.0	0.00	296.00	296.00	100.0
Worker's Comp/Volunteers	10615110000	0.00	0.00	0.00	0.0	0.00	8.00	8.00	100.0
Worker's Comp Wages Reimbursement	10616500000	2,188.05	0.00	(2,188.05)	0.0	(21,006.66)	0.00	21,006.66	0.0
Unemployment Insurance/Admin	10617010000	0.00	0.00	0.00	0.0	131.68	963.00	831.32	86.3
Unemployment/Prevention	10617020000	0.00	0.00	0.00	0.0	22.41	386.00	363.59	94.2
Unemployment Insurance/Ops	10617030000	0.00	0.00	0.00	0.0	768.36	7,771.00	7,002.64	90.1
Unemployment / Training	10617035000	0.00	0.00	0.00	0.0	16.79	192.00	175.21	91.3
Unemployment/Communications	10617041000	0.00	0.00	0.00	0.0	28.00	321.00	293.00	91.3
Unemployment/Facilities	10617043000	0.00	0.00	0.00	0.0	11.20	128.00	116.80	91.3
Unemployment/Maint	10617048000	0.00	0.00	0.00	0.0	22.42	320.00	297.58	93.0
Unemployment/Warehouse	10617049000	0.00	0.00	0.00	0.0	16.81	160.00	143.19	89.5
Unemployment Insurance - Ambulance	10617050000	0.00	0.00	0.00	0.0	0.00	2,783.00	2,783.00	100.0
Unemployment Ins/Comm Relations	10617060000	0.00	0.00	0.00	0.0	0.00	128.00	128.00	100.0
401A-ASRS/Admin	10618010000	4,739.57	0.00	(4,739.57)	0.0	61,873.55	60,931.00	(942.55)	(1.5)
401A-ASRS/Prevention	10618020000	274.88	0.00	(274.88)	0.0	12,350.66	27,123.00	14,772.34	54.5
401A-ASRS/Training	10618035000	192.24	0.00	(192.24)	0.0	2,844.12	175.00	(2,669.12)	(1525.2)
401A-ASRS/Communication	10618041000	2,240.00	0.00	(2,240.00)	0.0	33,414.10	39,117.00	5,702.90	14.6
401A-ASRS/Facilities Maint	10618043000	690.22	0.00	(690.22)	0.0	9,941.82	9,492.00	(449.82)	(4.7)
401A-ASRS/ Maint	10618048000	1,136.25	0.00	(1,136.25)	0.0	16,994.59	18,541.00	1,546.41	8.3
401A-ASRS/ Warehouse	10618049000	882.08	0.00	(882.08)	0.0	12,533.88	12,098.00	(435.88)	(3.6)
401A-ASRS - Ambulance	10618050000	0.00	0.00	0.00	0.0	0.00	52,212.00	52,212.00	100.0
401A ASRS (FICA)/Comm Relations	10618060000	0.00	0.00	0.00	0.0	0.00	3,993.00	3,993.00	100.0
Medicare / Admin	10618110000	1,658.97	0.00	(1,658.97)	0.0	21,991.31	18,496.00	(3,495.31)	(18.9)
Medicare Exp/Prevention	10618120000	62.12	0.00	(62.12)	0.0	4,188.55	6,537.00	2,348.45	35.9
Medicare / OPS	10618130000	14,846.35	0.00	(14,846.35)	0.0	189,289.89	186,325.00	(2,964.89)	(1.6)
Medicare Exp/CARTA	10618135000	286.03	0.00	(286.03)	0.0	4,344.25	4,058.00	(286.25)	(7.1)
Medicare Exp/Communications	10618141000	510.82	0.00	(510.82)	0.0	7,643.73	9,178.00	1,534.27	16.7
Medicare Exp/Facilities Maintenance	10618143000	158.10	0.00	(158.10)	0.0	2,247.21	2,220.00	(27.21)	(1.2)
Medicare Exp/Maint	10618148000	406.89	0.00	(406.89)	0.0	5,956.71	6,287.00	330.29	5.3
Medicare Exp/Warehouse	10618149000	204.96	0.00	(204.96)	0.0	2,914.04	2,829.00	(85.04)	(3.0)

9/6/23  
4:17:45 PM

**CAFMA-Central Arizona Fire and Medical**  
Income Statement  
(Original Budget to Actual Comparison)  
For the period of 8/1/2023 Through 8/31/2023

Fund: (10) General Fund

	Account	Actual	Current Period		%	Actual	Year To Date		%
			Budget	Variance			Budget	Variance	
Medicare Tax - Ambulance	10618150000	0.00	0.00	0.00	0.0	0.00	13,243.00	13,243.00	100.0
Medicare Tax/Comm Relations	10618160000	0.00	0.00	0.00	0.0	0.00	934.00	934.00	100.0
Post Employment Health Plan	10618530000	25,395.18	0.00	(25,395.18)	0.0	186,320.60	319,219.00	132,898.40	41.6
Medical Insurance./Admin	10619010000	22,864.66	0.00	(22,864.66)	0.0	171,360.69	168,960.00	(2,400.69)	(1.4)
Medical Insurance/Prevention	10619020000	5,873.12	0.00	(5,873.12)	0.0	48,615.79	58,080.00	9,464.21	16.3
Medical Insurance/OPS	10619030000	166,794.91	0.00	(166,794.91)	0.0	1,319,625.69	1,288,320.00	(31,305.69)	(2.4)
Medical Insurance/Training	10619035000	3,976.34	0.00	(3,976.34)	0.0	32,154.59	42,240.00	10,085.41	23.9
Medical Insurance/Comm	10619041000	6,721.58	0.00	(6,721.58)	0.0	54,203.25	58,080.00	3,876.75	6.7
Medical Insurance/Facilities	10619043000	2,805.56	0.00	(2,805.56)	0.0	21,986.16	21,120.00	(866.16)	(4.1)
Medical Insurance/Maint	10619048000	6,721.58	0.00	(6,721.58)	0.0	52,110.07	55,440.00	3,329.93	6.0
Medical Insurance/Warehouse	10619049000	4,017.18	0.00	(4,017.18)	0.0	33,008.27	31,680.00	(1,328.27)	(4.2)
Health Insurance - Ambulance	10619050000	0.00	0.00	0.00	0.0	0.00	137,280.00	137,280.00	100.0
Health Insurance/Comm Relations	10619060000	0.00	0.00	0.00	0.0	0.00	10,560.00	10,560.00	100.0
Medical Insurance Assistance/OPS	10619130000	123,140.72	0.00	(123,140.72)	0.0	798,831.97	680,000.00	(118,831.97)	(17.5)
Training and Travel - Facilities Mtc	10659043000	0.00	0.00	0.00	0.0	0.00	1,500.00	1,500.00	100.0
<b>Total Personnel Expenses</b>		<b>\$1,882,621.36</b>	<b>\$0.00</b>	<b>\$(1,882,621.36)</b>	<b>0.0 %</b>	<b>\$27,868,040.39</b>	<b>\$28,892,227.00</b>	<b>\$1,024,186.61</b>	<b>3.5 %</b>
<b><u>Supply Expenses</u></b>									
Office Supplies / Admin	10620010000	\$(20.00)	\$0.00	\$20.00	0.0%	\$(479.01)	\$500.00	\$979.01	195.8%
Office Supplies / Tech Services	10620041000	0.00	0.00	0.00	0.0	871.19	500.00	(371.19)	(74.2)
Office Supplies	10620049000	475.90	0.00	(475.90)	0.0	8,719.29	12,500.00	3,780.71	30.2
Supplies - Ambulance	10620050000	0.00	0.00	0.00	0.0	0.00	606.00	606.00	100.0
Computer Supplies & Software / Training	10620135000	0.00	0.00	0.00	0.0	15,933.13	17,200.00	1,266.87	7.4
Computer Supplies & Equipment / Communic	10620141000	57,549.86	0.00	(57,549.86)	0.0	456,574.49	367,565.00	(89,009.49)	(24.2)
In House Dupl & Prtg	10620510000	5,031.98	0.00	(5,031.98)	0.0	21,976.95	15,000.00	(6,976.95)	(46.5)
In House Dupl & Prtg/ Warehouse	10620549000	0.00	0.00	0.00	0.0	19,326.03	17,250.00	(2,076.03)	(12.0)
In House Duplicating - Ambulance	10620550000	0.00	0.00	0.00	0.0	0.00	180.00	180.00	100.0
District Fire Corps Program	10621010000	0.00	0.00	0.00	0.0	40.00	500.00	460.00	92.0
District Mapping Program	10621141000	0.00	0.00	0.00	0.0	7,806.42	8,700.00	893.58	10.3
Medical Supplies	10621530000	22,210.37	0.00	(22,210.37)	0.0	230,134.76	200,000.00	(30,134.76)	(15.1)
Medical Supplies-Disposable-Ambulance	10621550000	0.00	0.00	0.00	0.0	2,000.00	104,340.00	102,340.00	98.1
CPR Supplies & Books	10621630000	0.00	0.00	0.00	0.0	3,078.31	10,000.00	6,921.69	69.2
Medical Equipment Replacement	10621730000	6,226.30	0.00	(6,226.30)	0.0	31,353.26	22,050.00	(9,303.26)	(42.2)
Fuel (Diesel & Gas)	10622048000	49,532.20	0.00	(49,532.20)	0.0	412,223.82	450,000.00	37,776.18	8.4
Fuel - Ambulance	10622050000	0.00	0.00	0.00	0.0	0.00	10,341.00	10,341.00	100.0
Oil & Lubr. (Routine)	10622148000	855.06	0.00	(855.06)	0.0	24,456.31	25,000.00	543.69	2.2
Vehicle Fluid Supplies - Ambulance	10622150000	0.00	0.00	0.00	0.0	53.66	2,000.00	1,946.34	97.3
Uniforms/Admin	10623010000	10.00	0.00	(10.00)	0.0	2,871.34	3,550.00	678.66	19.1

9/6/23  
4:17:45 PM

**CAFMA-Central Arizona Fire and Medical**  
Income Statement  
(Original Budget to Actual Comparison)  
For the period of 8/1/2023 Through 8/31/2023

Fund: (10) General Fund

	Account	Actual	Current Period Budget	Variance	%	Actual	Year To Date Budget	Variance	%
Uniforms/Prevention	10623020000	92.98	0.00	(92.98)	0.0	276.23	3,000.00	2,723.77	90.8
Uniforms/Operations	10623030000	2,384.98	0.00	(2,384.98)	0.0	120,467.81	129,450.00	8,982.19	6.9
Uniforms/Operations - Honor Guard	10623030540	0.00	0.00	0.00	0.0	3,862.38	4,000.00	137.62	3.4
Uniforms - Training	10623035000	0.00	0.00	0.00	0.0	0.00	2,100.00	2,100.00	100.0
Uniforms/Communications	10623041000	0.00	0.00	0.00	0.0	13.10	2,500.00	2,486.90	99.5
Uniforms-Facilities Maintenance	10623043000	0.00	0.00	0.00	0.0	51.30	1,000.00	948.70	94.9
Uniforms-Fleet Maintenance	10623048000	0.00	0.00	0.00	0.0	0.00	2,750.00	2,750.00	100.0
Uniforms/Warehouse	10623049000	35.00	0.00	(35.00)	0.0	35.00	1,750.00	1,715.00	98.0
Uniforms - Ambulance	10623050000	0.00	0.00	0.00	0.0	785.54	18,000.00	17,214.46	95.6
Uniforms/Community Relations	10623060000	0.00	0.00	0.00	0.0	0.00	300.00	300.00	100.0
Protective Clothing	10623130000	1,337.30	0.00	(1,337.30)	0.0	250,541.77	243,510.00	(7,031.77)	(2.9)
Station Boots	10623130100	37,418.66	0.00	(37,418.66)	0.0	62,086.83	18,300.00	(43,786.83)	(239.3)
Library Reference Materials / Admin	10624010000	0.00	0.00	0.00	0.0	549.04	2,764.00	2,214.96	80.1
Operations Supplies/Routine	10624030000	0.00	0.00	0.00	0.0	1,415.31	5,550.00	4,134.69	74.5
Library Reference Materials/Tr Ctr	10624035000	0.00	0.00	0.00	0.0	5,059.83	7,200.00	2,140.17	29.7
Communications Supplies / Routine	10624041000	3,337.30	0.00	(3,337.30)	0.0	3,665.19	1,000.00	(2,665.19)	(266.5)
Facilities Maint Supplies/Routine	10624043000	0.00	0.00	0.00	0.0	0.00	530.00	530.00	100.0
Supplies/Community Relations	10624060000	0.00	0.00	0.00	0.0	0.00	12,500.00	12,500.00	100.0
Supplies/Prevention	10624220000	0.00	0.00	0.00	0.0	990.02	4,500.00	3,509.98	78.0
Supplies / Fleet Maintenance	10624248000	1,959.78	0.00	(1,959.78)	0.0	17,392.83	13,000.00	(4,392.83)	(33.8)
Supplies / Warehouse	10624249000	736.05	0.00	(736.05)	0.0	3,801.69	6,000.00	2,198.31	36.6
Library Reference Materials/Prevention	10624320000	0.00	0.00	0.00	0.0	130.00	2,960.00	2,830.00	95.6
Pub Ed/School Ed/Prevention	10624520000	5,366.48	0.00	(5,366.48)	0.0	14,502.88	9,015.00	(5,487.88)	(60.9)
Public Education/EMS	10624530000	0.00	0.00	0.00	0.0	0.00	6,500.00	6,500.00	100.0
Supplies-Warehouse Purchasing Group	10624549000	12,969.16	0.00	(12,969.16)	0.0	148,962.29	170,000.00	21,037.71	12.4
Urban Interface/Brush Removal	10624920000	0.00	0.00	0.00	0.0	0.00	5,000.00	5,000.00	100.0
PAWUIC Defensiblw Space Grant	10624920010	0.00	0.00	0.00	0.0	11,029.37	0.00	(11,029.37)	0.0
Vehicle Maint (Routine)	10625048000	21,922.22	0.00	(21,922.22)	0.0	196,186.15	164,000.00	(32,186.15)	(19.6)
Vehicle Maintenance - Ambulance	10625050000	0.00	0.00	0.00	0.0	2,917.82	6,769.00	3,851.18	56.9
Vehicle Maint (Special Prjcts)	10625148000	35.91	0.00	(35.91)	0.0	7,293.33	8,000.00	706.67	8.8
FF Equipment Maintenance	10626048000	597.42	0.00	(597.42)	0.0	22,108.32	21,500.00	(608.32)	(2.8)
SCBA Supplies & Maint	10626348000	1,194.60	0.00	(1,194.60)	0.0	12,809.46	10,000.00	(2,809.46)	(28.1)
SCBA Supplies & Maintenance	10626349000	0.00	0.00	0.00	0.0	21,185.71	24,500.00	3,314.29	13.5
Tire Replacement	10626548000	3,133.45	0.00	(3,133.45)	0.0	69,586.13	66,000.00	(3,586.13)	(5.4)
Tire Repair	10626648000	0.00	0.00	0.00	0.0	8,863.37	6,500.00	(2,363.37)	(36.4)
Building Maint Supplies	10627043001	1,304.64	0.00	(1,304.64)	0.0	15,906.68	20,500.00	4,593.32	22.4
Building Maint Supplies/Prevention	10627043002	292.22	0.00	(292.22)	0.0	397.02	2,500.00	2,102.98	84.1
Building Maint Supplies-Administration	10627043011	2,772.58	0.00	(2,772.58)	0.0	10,951.07	7,000.00	(3,951.07)	(56.4)

9/6/23  
4:17:45 PM

**CAFMA-Central Arizona Fire and Medical**  
Income Statement  
(Original Budget to Actual Comparison)  
For the period of 8/1/2023 Through 8/31/2023  
  
Fund: (10) General Fund

	Account	Actual	Current Period Budget	Variance	%	Actual	Year To Date Budget	Variance	%
Building Maint Supplies/CARTA	10627043035	1,449.95	0.00	(1,449.95)	0.0	19,340.22	13,500.00	(5,840.22)	(43.3)
Building Maint Supplies/Comm Building	10627043041	0.00	0.00	0.00	0.0	4,425.27	4,000.00	(425.27)	(10.6)
Building Maint Supplies/Maint Facility	10627043048	529.37	0.00	(529.37)	0.0	5,945.41	5,000.00	(945.41)	(18.9)
Building Maint Supplies/Warehouse	10627043049	0.00	0.00	0.00	0.0	3,337.08	5,000.00	1,662.92	33.3
Building Maint Supplies/Sta 50	10627043050	233.85	0.00	(233.85)	0.0	4,521.88	4,000.00	(521.88)	(13.0)
Building Maint Supplies/Sta 51	10627043051	70.53	0.00	(70.53)	0.0	1,777.29	5,600.00	3,822.71	68.3
Building Maint Supplies/Sta 52	10627043052	0.00	0.00	0.00	0.0	480.79	2,000.00	1,519.21	76.0
Building Maint Supplies/Sta 53	10627043053	51.90	0.00	(51.90)	0.0	2,034.04	5,000.00	2,965.96	59.3
Building Maint Supplies/Sta 54	10627043054	303.06	0.00	(303.06)	0.0	5,394.48	5,000.00	(394.48)	(7.9)
Building Maint Supplies/Sta 56	10627043056	0.00	0.00	0.00	0.0	1,209.22	2,000.00	790.78	39.5
Building Maint Supplies/Sta 57	10627043057	1,092.70	0.00	(1,092.70)	0.0	2,643.27	5,000.00	2,356.73	47.1
Building Maint Supplies/Sta 58	10627043058	382.06	0.00	(382.06)	0.0	4,679.72	5,000.00	320.28	6.4
Building Maint Supplies/Sta 59	10627043059	471.18	0.00	(471.18)	0.0	2,766.86	5,000.00	2,233.14	44.7
Building Maint Supplies - Station 61	10627043061	269.26	0.00	(269.26)	0.0	7,162.45	9,000.00	1,837.55	20.4
Building Maint Supplies - Station 62	10627043062	911.39	0.00	(911.39)	0.0	4,717.35	5,000.00	282.65	5.7
Building Maint Supplies - Station 63	10627043063	188.32	0.00	(188.32)	0.0	4,775.60	5,000.00	224.40	4.5
Building Maint Supplies- Large Projects	10627043100	3,030.46	0.00	(3,030.46)	0.0	173,792.25	175,000.00	1,207.75	0.7
Furniture & Fixture Replacement	10627143000	5,704.53	0.00	(5,704.53)	0.0	34,077.17	29,200.00	(4,877.17)	(16.7)
Furniture & Fixtures / Warehouse	10627149000	868.11	0.00	(868.11)	0.0	7,299.94	6,000.00	(1,299.94)	(21.7)
Janitorial / All Stations	10627249000	4,884.66	0.00	(4,884.66)	0.0	37,816.68	36,850.00	(966.68)	(2.6)
Janitorial Supplies - Ambulance	10627250000	0.00	0.00	0.00	0.0	0.00	1,528.00	1,528.00	100.0
Station Supplies-All Stations	10627349000	6,417.67	0.00	(6,417.67)	0.0	25,564.14	17,250.00	(8,314.14)	(48.2)
Site / Equip Maint Supplies / Comm	10627441000	1,697.71	0.00	(1,697.71)	0.0	24,885.88	25,000.00	114.12	0.5
Radio/Pager Maintenance	10628041000	1,119.97	0.00	(1,119.97)	0.0	112,355.11	107,500.00	(4,855.11)	(4.5)
Supplies for Outside Agency Work	10628141000	(19,550.00)	0.00	19,550.00	0.0	8,422.97	10,000.00	1,577.03	15.8
Supplies for Outside Agency Work	10628148000	3,603.64	0.00	(3,603.64)	0.0	11,609.94	24,000.00	12,390.06	51.6
Batteries / Communications	10628841000	0.00	0.00	0.00	0.0	0.00	150.00	150.00	100.0
Batteries/ All Stations	10628849000	648.40	0.00	(648.40)	0.0	3,615.12	3,170.00	(445.12)	(14.0)
Firefighter Equipment Replacement	10628930000	2,685.21	0.00	(2,685.21)	0.0	92,889.82	66,100.00	(26,789.82)	(40.5)
Firefighting Equipment New Purchases	10629030000	0.00	0.00	0.00	0.0	73,449.66	80,000.00	6,550.34	8.2
Ambulance Equipment - Routine	10629050000	0.00	0.00	0.00	0.0	0.00	10,000.00	10,000.00	100.0
Haz-Mat Equipment	10629130000	1,264.21	0.00	(1,264.21)	0.0	11,065.16	10,000.00	(1,065.16)	(10.7)
Comm/Radio Technician Equipment	10629241000	589.64	0.00	(589.64)	0.0	6,247.12	6,750.00	502.88	7.5
Technical Rescue Equipment	10629330000	0.00	0.00	0.00	0.0	14,480.68	14,000.00	(480.68)	(3.4)
Drone Program	10629430000	5,498.00	0.00	(5,498.00)	0.0	9,004.36	6,500.00	(2,504.36)	(38.5)
Wildland Equipment Replacement	10629530000	0.00	0.00	0.00	0.0	8,278.32	20,000.00	11,721.68	58.6
CARTA Equipment/ Prop Supplies	10629635000	1,417.83	0.00	(1,417.83)	0.0	10,034.90	32,000.00	21,965.10	68.6
Exercise Equipment - Ops	10629730000	0.00	0.00	0.00	0.0	8,926.64	10,000.00	1,073.36	10.7

9/6/23  
4:17:45 PM

**CAFMA-Central Arizona Fire and Medical**  
Income Statement  
(Original Budget to Actual Comparison)  
For the period of 8/1/2023 Through 8/31/2023

Fund: (10) General Fund

	Account	Actual	Current Period Budget	Variance	%	Actual	Year To Date Budget	Variance	%
Small Tools/Facilities Maintenance	10630043000	0.00	0.00	0.00	0.0	7,872.89	11,500.00	3,627.11	31.5
Small Tools / Maintenance	10630048000	1,774.41	0.00	(1,774.41)	0.0	10,080.00	9,000.00	(1,080.00)	(12.0)
Small Tools / Warehouse	10630049000	76.42	0.00	(76.42)	0.0	485.92	900.00	414.08	46.0
Safety Equip & Supplies/Warehouse	10631049000	0.00	0.00	0.00	0.0	0.00	750.00	750.00	100.0
<b>Total Supply Expenses</b>		<b>\$266,446.84</b>	<b>\$0.00</b>	<b>\$(266,446.84)</b>	<b>0.0 %</b>	<b>\$3,018,229.02</b>	<b>\$3,076,478.00</b>	<b>\$58,248.98</b>	<b>1.9 %</b>
<b><u>Service Expenses</u></b>									
Audit & Accounting	10640010000	\$0.00	\$0.00	\$0.00	0.0%	\$25,312.50	\$36,000.00	\$10,687.50	29.7%
Audit & Accounting - Ambulance	10640050000	0.00	0.00	0.00	0.0	0.00	4,320.00	4,320.00	100.0
Other Prof Services/Admin	10640510000	5,718.98	0.00	(5,718.98)	0.0	24,420.65	45,700.00	21,279.35	46.6
Other Prof. Services/Prevention	10640520000	2,560.00	0.00	(2,560.00)	0.0	43,202.50	0.00	(43,202.50)	0.0
Other Prof Services/Ops	10640530000	10,097.83	0.00	(10,097.83)	0.0	61,788.82	52,951.00	(8,837.82)	(16.7)
Other Prof Services/Comm	10640541000	14,911.60	0.00	(14,911.60)	0.0	50,667.12	81,500.00	30,832.88	37.8
Other Prof Services/Facilities	10640543000	705.00	0.00	(705.00)	0.0	42,144.05	44,450.00	2,305.95	5.2
Other Professional Services-Ambulance	10640550000	0.00	0.00	0.00	0.0	4,118.97	85,350.00	81,231.03	95.2
Legal Services - Routine	10641010000	5,668.00	0.00	(5,668.00)	0.0	40,236.50	70,000.00	29,763.50	42.5
Legal Services-Non Routine	10641010600	0.00	0.00	0.00	0.0	2,093.00	7,500.00	5,407.00	72.1
Legal Services - CON Legal & Consulting	10641010605	30,738.40	0.00	(30,738.40)	0.0	160,768.10	130,000.00	(30,768.10)	(23.7)
Legal Services - Ambulance	10641050000	0.00	0.00	0.00	0.0	0.00	40,000.00	40,000.00	100.0
Mental Health	10641510000	4,720.00	0.00	(4,720.00)	0.0	77,580.59	125,000.00	47,419.41	37.9
Employee Health / Exams/Ops	10641530000	80.00	0.00	(80.00)	0.0	59,139.00	332,783.00	273,644.00	82.2
Employee Assistance Program	10642010000	6,900.00	0.00	(6,900.00)	0.0	50,351.00	31,200.00	(19,151.00)	(61.4)
Dispatch Services/Ops	10642530000	149,330.19	0.00	(149,330.19)	0.0	913,885.79	982,796.00	68,910.21	7.0
Dispatch Services - Ambulance	10642550000	0.00	0.00	0.00	0.0	0.00	80,000.00	80,000.00	100.0
Communications/Admin	10643010000	663.55	0.00	(663.55)	0.0	4,817.98	0.00	(4,817.98)	0.0
Communications	10643041000	7,644.89	0.00	(7,644.89)	0.0	103,277.52	86,700.00	(16,577.52)	(19.1)
Communications - Ambulance	10643050000	0.00	0.00	0.00	0.0	0.00	8,000.00	8,000.00	100.0
Postage/Admin	10643510000	222.29	0.00	(222.29)	0.0	3,862.44	7,550.00	3,687.56	48.8
Shipping / Warehouse	10643549000	312.43	0.00	(312.43)	0.0	1,904.28	2,250.00	345.72	15.4
Postage - Ambulance	10643550000	0.00	0.00	0.00	0.0	0.00	225.00	225.00	100.0
Fire Board Expenses	10644110000	400.25	0.00	(400.25)	0.0	922.69	500.00	(422.69)	(84.5)
Off District Expenses	10644231000	47,234.40	0.00	(47,234.40)	0.0	162,689.12	20,000.00	(142,689.12)	(713.4)
Newspaper Advertising	10647010000	35.32	0.00	(35.32)	0.0	1,103.69	5,000.00	3,896.31	77.9
Outside Duplication & Printing / Admin	10649010000	0.00	0.00	0.00	0.0	1,407.53	2,250.00	842.47	37.4
Outside Dupl & Printing/Prevention	10649020000	0.00	0.00	0.00	0.0	2,974.96	1,400.00	(1,574.96)	(112.5)
Outside Dupl & Printing/Ops	10649030000	861.49	0.00	(861.49)	0.0	3,244.32	2,800.00	(444.32)	(15.9)
Insurance	10650010000	9,856.63	0.00	(9,856.63)	0.0	177,093.63	196,000.00	18,906.37	9.6
Insurance - Ambulance	10650050000	0.00	0.00	0.00	0.0	0.00	6,131.00	6,131.00	100.0

9/6/23  
4:17:45 PM

**CAFMA-Central Arizona Fire and Medical**  
Income Statement  
(Original Budget to Actual Comparison)  
For the period of 8/1/2023 Through 8/31/2023

Fund: (10) General Fund

	Account	Actual	Current Period Budget	Variance	%	Actual	Year To Date Budget	Variance	%
Cable TV	10650843000	657.16	0.00	(657.16)	0.0	3,599.82	1,575.00	(2,024.82)	(128.6)
Cable TV - Ambulance	10650850000	0.00	0.00	0.00	0.0	0.00	100.00	100.00	100.0
Electricity - Admin	10651010000	0.00	0.00	0.00	0.0	(2,908.89)	0.00	2,908.89	0.0
Electricity - OPS	10651030000	(212.67)	0.00	212.67	0.0	(1,118.11)	0.00	1,118.11	0.0
Electric	10651043000	19,584.18	0.00	(19,584.18)	0.0	205,934.44	168,500.00	(37,434.44)	(22.2)
Electric - Ambulance	10651050000	0.00	0.00	0.00	0.0	0.00	9,500.00	9,500.00	100.0
Sanitation Charge - Health/Medical Waste	10651230000	195.00	0.00	(195.00)	0.0	1,328.10	1,000.00	(328.10)	(32.8)
Sanitation	10651243000	1,339.74	0.00	(1,339.74)	0.0	10,735.20	9,260.00	(1,475.20)	(15.9)
Sanitation - Ambulance	10651250000	0.00	0.00	0.00	0.0	0.00	550.00	550.00	100.0
Natural Gas	10652043000	764.69	0.00	(764.69)	0.0	28,831.56	22,150.00	(6,681.56)	(30.2)
Natural Gas - Ambulance	10652050000	0.00	0.00	0.00	0.0	0.00	1,250.00	1,250.00	100.0
LPG	10653043000	0.00	0.00	0.00	0.0	31,854.90	32,725.00	870.10	2.7
LPG - Ambulance	10653050000	0.00	0.00	0.00	0.0	0.00	1,850.00	1,850.00	100.0
Pest Control	10653543000	380.00	0.00	(380.00)	0.0	7,430.00	5,000.00	(2,430.00)	(48.6)
Water/Sewer	10654043000	2,771.10	0.00	(2,771.10)	0.0	26,290.47	20,940.00	(5,350.47)	(25.6)
Water/Sewer - Ambulance	10654050000	0.00	0.00	0.00	0.0	0.00	1,200.00	1,200.00	100.0
Hydrant Maintenance	10655130000	0.00	0.00	0.00	0.0	845.74	3,000.00	2,154.26	71.8
Repair & Maint Equip/Admin	10658010000	0.00	0.00	0.00	0.0	0.00	500.00	500.00	100.0
Outside Repair Equip/ Prevention	10658020000	0.00	0.00	0.00	0.0	0.00	500.00	500.00	100.0
Outside Repair Equip/Ops	10658030000	727.20	0.00	(727.20)	0.0	32,829.57	30,105.00	(2,724.57)	(9.1)
Outside Repair Equip/ CARTA	10658035000	0.00	0.00	0.00	0.0	0.00	2,000.00	2,000.00	100.0
Outside Repair Equip/Fac Maint	10658043000	5.06	0.00	(5.06)	0.0	3,436.68	2,700.00	(736.68)	(27.3)
Outside Repair/Veh Maint Equip	10658048000	355.04	0.00	(355.04)	0.0	26,364.05	22,500.00	(3,864.05)	(17.2)
EMS Training	10658735000	0.00	0.00	0.00	0.0	471.88	3,110.00	2,638.12	84.8
CARTA Training Classes	10658835000	161.71	0.00	(161.71)	0.0	8,970.76	15,700.00	6,729.24	42.9
Training & Travel/Admin	10659010000	3,607.12	0.00	(3,607.12)	0.0	32,620.73	28,500.00	(4,120.73)	(14.5)
Training & Travel/Prevention	10659020000	1,550.00	0.00	(1,550.00)	0.0	5,354.42	9,800.00	4,445.58	45.4
Training & Travel/OPS	10659030000	3,514.27	0.00	(3,514.27)	0.0	62,393.70	47,105.00	(15,288.70)	(32.5)
Traning & Travel Conference-Honor Guard	10659030540	0.00	0.00	0.00	0.0	0.00	1,500.00	1,500.00	100.0
Training & Travel - Pipes and Drums	10659030541	0.00	0.00	0.00	0.0	0.00	2,500.00	2,500.00	100.0
Training & Travel/CARTA	10659035000	402.35	0.00	(402.35)	0.0	25,901.16	30,900.00	4,998.84	16.2
Training & Travel/Communications	10659041000	1,441.00	0.00	(1,441.00)	0.0	4,442.12	6,500.00	2,057.88	31.7
Travel & Training / Fleet Maintenance	10659048000	0.00	0.00	0.00	0.0	0.00	4,000.00	4,000.00	100.0
Travel & Training / Warehouse	10659049000	398.63	0.00	(398.63)	0.0	705.12	4,000.00	3,294.88	82.4
Training & Travel - Ambulance	10659050000	0.00	0.00	0.00	0.0	0.00	9,800.00	9,800.00	100.0
Training & Travel/Comm Relations	10659060000	923.68	0.00	(923.68)	0.0	985.68	1,500.00	514.32	34.3
Books & Subscriptions / Training Center/	10659135035	0.00	0.00	0.00	0.0	0.00	1,050.00	1,050.00	100.0
ACLS Upgrade	10659335000	32,263.95	0.00	(32,263.95)	0.0	42,016.25	43,860.00	1,843.75	4.2

9/6/23  
4:17:45 PM

**CAFMA-Central Arizona Fire and Medical**  
Income Statement  
(Original Budget to Actual Comparison)  
For the period of 8/1/2023 Through 8/31/2023

Fund: (10) General Fund

	Current Period				Year To Date			
Account	Actual	Budget	Variance	%	Actual	Budget	Variance	%
College - Upper and Lower Division	10659435000	0.00	0.00	0.0	26,188.20	0.00	(26,188.20)	0.0
Awards / Admin	10659510000	110.79	0.00	(110.79)	12,580.26	16,075.00	3,494.74	21.7
Awards / Ops	10659530000	193.79	0.00	(193.79)	6,465.18	0.00	(6,465.18)	0.0
College - Upper Lower Div	10659535000	0.00	0.00	0.0	0.00	20,000.00	20,000.00	100.0
Dues / Admin	10660010000	129.00	0.00	(129.00)	4,659.71	7,190.00	2,530.29	35.2
Dues/Prevention	10660020000	0.00	0.00	0.0	2,207.50	1,542.00	(665.50)	(43.2)
Dues/Operations	10660030000	50.00	0.00	(50.00)	493.00	4,400.00	3,907.00	88.8
Dues/CARTA	10660035000	0.00	0.00	0.0	1,077.50	1,635.00	557.50	34.1
Dues/Warehouse	10660049000	0.00	0.00	0.0	0.00	200.00	200.00	100.0
Dues - AZ Ambulance Association	10660050000	0.00	0.00	0.0	0.00	1,000.00	1,000.00	100.0
Misc/Admin	10661010000	379.83	0.00	(379.83)	19,571.92	2,500.00	(17,071.92)	(682.9)
Misc/Prevention	10661020000	0.00	0.00	0.0	1,027.07	2,880.00	1,852.93	64.3
Misc/Operations	10661030000	0.00	0.00	0.0	4,295.25	8,450.00	4,154.75	49.2
Misc/Operations - Fire Rehab	10661030491	0.00	0.00	0.0	141.74	0.00	(141.74)	0.0
Misc/Operations	10661030492	0.00	0.00	0.0	27.00	0.00	(27.00)	0.0
Misc/Captain Promotional Testing	10661030496	0.00	0.00	0.0	2,356.60	0.00	(2,356.60)	0.0
Misc/Training Center	10661035000	0.00	0.00	0.0	274.56	0.00	(274.56)	0.0
Misc/Fleet	10661048000	0.00	0.00	0.0	208.29	0.00	(208.29)	0.0
Misc/Warehouse	10661049000	0.00	0.00	0.0	173.55	0.00	(173.55)	0.0
Miscellaneous - Ambulance	10661050000	0.00	0.00	0.0	0.00	1,000.00	1,000.00	100.0
Contract Services / Comm & IT	10663041000	0.00	0.00	0.0	7,729.03	8,400.00	670.97	8.0
<b>Total Service Expenses</b>	<b>\$370,353.87</b>	<b>\$0.00</b>	<b>\$(370,353.87)</b>	<b>0.0 %</b>	<b>\$2,667,798.46</b>	<b>\$3,110,358.00</b>	<b>\$442,559.54</b>	<b>14.2 %</b>
<b><u>Capital Expenses</u></b>								
Allocation to Capital Reserve Account	10770100000	\$0.00	\$0.00	0.0%	\$0.00	\$185,000.00	\$185,000.00	100.0%
Capital Outlay/ Facilities	10772043000	0.00	0.00	0.0	336,059.43	405,000.00	68,940.57	17.0
Capital Outlay/ Vehicles/ Prevention	10773020000	12,458.22	0.00	(12,458.22)	363,302.59	0.00	(363,302.59)	0.0
Capital Outlay/Vehicles/OPS	10773030000	4,835.18	0.00	(4,835.18)	173,870.82	490,314.00	316,443.18	64.5
Capital Outlay/ Vehicles/ Tech Services	10773041000	0.00	0.00	0.0	65,737.82	0.00	(65,737.82)	0.0
Capital Outlay/ Vehicles/ Warehouse	10773049000	0.00	0.00	0.0	81,730.09	0.00	(81,730.09)	0.0
Capital Outlay-Veh/Comm Relations	10773060000	0.00	0.00	0.0	0.00	50,000.00	50,000.00	100.0
Capital Outlay/ Equip/ Prevention	10774020000	73,969.65	0.00	(73,969.65)	73,969.65	70,000.00	(3,969.65)	(5.7)
Capital Outlay/ Equip/ OPS	10774030000	0.00	0.00	0.0	136,791.37	105,000.00	(31,791.37)	(30.3)
Capital Outlay/ Equip/ Facilities	10774043000	0.00	0.00	0.0	5,801.10	0.00	(5,801.10)	0.0
Capital Outlay/ Equip/ Fleet Maintenance	10774048000	0.00	0.00	0.0	25,201.64	90,000.00	64,798.36	72.0
Capital Outlay/ Equip/ Warehouse	10774049000	0.00	0.00	0.0	7,899.21	0.00	(7,899.21)	0.0
Capital Outlay - Adm - Software	10775010000	0.00	0.00	0.0	0.00	20,000.00	20,000.00	100.0
Capital Outlay - Comm/IT	10775041000	26,668.00	0.00	(26,668.00)	608,266.04	270,000.00	(338,266.04)	(125.3)



9/6/23  
4:17:45 PM

**CAFMA-Central Arizona Fire and Medical**  
Income Statement  
(Original Budget to Actual Comparison)  
For the period of 8/1/2023 Through 8/31/2023

Fund: (10) General Fund

	Account	Actual	Current Period Budget	Variance	%	Actual	Year To Date Budget	Variance	%
<b>Total Capital Expenses</b>		<b>\$117,931.05</b>	<b>\$0.00</b>	<b>\$(117,931.05)</b>	<b>0.0 %</b>	<b>\$1,878,629.76</b>	<b>\$1,685,314.00</b>	<b>\$(193,315.76)</b>	<b>(11.5)%</b>
<b>Total Expenses</b>		<b>\$2,637,353.12</b>		<b>\$(2,637,353.12)</b>		<b>\$35,432,697.63</b>	<b>\$36,764,377.00</b>	<b>\$1,331,679.37</b>	<b>3.6%</b>
<b>Income (Loss) from Operations</b>		<b>\$(1,859,110.81)</b>	<b>\$0.00</b>	<b>\$(1,859,110.81)</b>	<b>0.0%</b>	<b>\$(1,919,940.87)</b>	<b>\$(400,300.00)</b>	<b>\$(1,519,640.87)</b>	<b>(379.6)%</b>
<b><u>Contingency</u></b>									
Funded Contingency/Admin	10780010000	\$0.00	\$0.00	\$0.00	0.0%	\$0.00	\$(126,783.00)	\$126,783.00	100.0%
Funded Contingency/Prevention	10780020000	0.00	0.00	0.00	0.0	0.00	(33,658.00)	33,658.00	100.0
Funded Contingency/OPS	10780030000	0.00	0.00	0.00	0.0	0.00	(1,248,863.00)	1,248,863.00	100.0
Funded Contingency/Training	10780035000	0.00	0.00	0.00	0.0	0.00	(29,219.00)	29,219.00	100.0
Funded Contingency/Tech Serv	10780041000	0.00	0.00	0.00	0.0	0.00	(78,497.00)	78,497.00	100.0
Funded Contingency/Facilities	10780043000	0.00	0.00	0.00	0.0	0.00	(42,880.00)	42,880.00	100.0
Funded Contingency/Warehouse	10780049000	0.00	0.00	0.00	0.0	0.00	(29,482.00)	29,482.00	100.0
Contingency - Ambulance	10780050000	0.00	0.00	0.00	0.0	0.00	(83,360.00)	83,360.00	100.0
Contingency/Community Relations	10780060000	0.00	0.00	0.00	0.0	0.00	(5,123.00)	5,123.00	100.0
<b>Total Contingency</b>		<b>\$0.00</b>	<b>\$0.00</b>	<b>\$0.00</b>	<b>0.0 %</b>	<b>\$0.00</b>	<b>\$(1,677,865.00)</b>	<b>\$1,677,865.00</b>	<b>100.0 %</b>
<b>Net Income (Loss)</b>		<b>\$(1,859,110.81)</b>	<b>\$0.00</b>	<b>\$(1,859,110.81)</b>	<b>0.0%</b>	<b>\$(1,919,940.87)</b>	<b>\$(2,078,165.00)</b>	<b>\$158,224.13</b>	<b>7.6%</b>

9/6/23  
4:18:02 PM

# CAFMA-Central Arizona Fire and Medical

## Balance Sheet As of 8/31/2023

### Assets

#### Current Assets

Cash with Yavapai County	\$3,582,426.35	
PSPRS Contingency Res Fund Restricted	2,033,155.87	
115 Trust - Restricted	7,497,058.00	
Capital Reserve Fund	7,665,130.97	
Accounts Receivable	(54,895.54)	
Retiree/Insurance Receivable	6,070.98	
Total Current Assets		\$20,728,946.63

#### **Total Assets**

**\$20,728,946.63**

### Liabilities and Net Assets

#### Current Liabilities

Accrued Payroll Expenses	\$(420.75)	
Employee Retirement Gift Fund	(350.00)	
Credit Card Payable	(34,096.95)	
Federal Tax Payable	(56,538.82)	
State Tax Payable	(13,911.14)	
PSPRS Payable	(131,122.65)	
ASRS Payable	(21,995.72)	
Medicare Withheld	(17,821.52)	
Union Dues Withheld	(4,356.35)	
CAFMA PAC Fund	(239.88)	
Fire PAC	(122.99)	
CAFMA Fire Fighter Charities	(207.69)	
Co-op Ded. Withheld	(447.10)	
PEHP Payable	(12,541.68)	
Medical Insurance Withheld	701.44	
Dental Insurance Withheld	184.13	
Vision Insurance Withheld	62.23	
HSA Withheld	(28,084.67)	
Roth Post Tax Contributions	(11,219.47)	
Supplemental Insurance Withheld	(121.55)	
Def Comp 401A - Employees	(34,219.37)	
PSPRDCRP-PSPRS DC	(11,559.87)	
Deferred Compensation	(28,802.13)	
Wage Garnishment	(1,682.86)	
Total Current Liabilities		\$(408,915.36)

#### **Total Liabilities**

**\$(408,915.36)**

#### Net Assets

Fund Balance	\$23,057,802.86	
Current Year Net Assets	(1,919,940.87)	
<b>Total Net Assets</b>		<b>21,137,861.99</b>
<b>Total Liabilities and Net Assets</b>		<b>\$20,728,946.63</b>

**CAFMA-Central Arizona Fire and Medical**  
GL Account Ledger - Detail By Period  
8/1/2023 through 8/31/2023

Batch	Journal	Entry #	Date	Job	Document	Description	Debits	Credits	Balance
<b>10.1100.0.0.000</b>			<b>CASH WITH YAVAPAI COUNTY</b>						<b>\$5,885,689.53</b>
2381	CD	1554079	08/07/23		756745085	Alert-All Corporation - Cash Disbursement ALALCO	-	2,133.16	5,883,556.37
2381	CD	1554086	08/07/23		756745086	American Express, Inc. - Cash Disbursement AMEEXP	-	65,540.60	5,818,015.77
2381	CD	1554361	08/07/23		756745103	Arizona Crisis Team (ACT) - Cash Disbursement ARC RTE	-	7,177.50	5,810,838.27
2381	CD	1554363	08/07/23		756745104	Bennett Oil - Cash Disbursement BENOIL	-	410.64	5,810,427.63
2381	CD	1554365	08/07/23		756745105	Best Pick Disposal, Inc - Cash Disbursement BEPIDI	-	537.87	5,809,889.76
2381	CD	1554374	08/07/23		756745106	Bound Tree Medical LLC - Cash Disbursement BOTRME	-	1,853.21	5,808,036.55
2381	CD	1554412	08/07/23		756745109	Brightly Software Inc. - Cash Disbursement BRISOF	-	4,072.62	5,803,963.93
2381	CD	1554415	08/07/23		756745110	Bradshaw Mtn Environmental Inc - Cash Disbursement BRMOEN	-	80.00	5,803,883.93
2381	CD	1554417	08/07/23		756745111	Chase Bank - Cash Disbursement CHASE	-	386.01	5,803,497.92
2381	CD	1554423	08/07/23		756745112	Chase Bank - Cash Disbursement CHASE	-	6,450.00	5,797,047.92
2381	CD	1554429	08/07/23		756745113	Chase Bank - Cash Disbursement CHASE	-	749,509.58	5,047,538.34
2381	CD	1554456	08/07/23		756745115	City of Prescott - Cash Disbursement CITPRE	-	92,028.56	4,955,509.78
2381	CD	1554458	08/07/23		756745116	City of Prescott - Cash Disbursement CITPRE	-	341.92	4,955,167.86
2381	CD	1554460	08/07/23		756745117	Law Off. of Nicolas Cornelius - Cash Disbursement CORNIC	-	6,253.00	4,948,914.86
2381	CD	1554463	08/07/23		756745118	Curtis Tools for Heroes - Cash Disbursement CUTOHE	-	528.05	4,948,386.81
2381	CD	1554467	08/07/23		756745119	DS GRIFFEN & ASSOCIATES - Cash Disbursement DSGRAS	-	5,625.00	4,942,761.81
2381	CD	1554469	08/07/23		756745120	EMR Corporation - Cash Disbursement EMRCOR	-	1,007.13	4,941,754.68
2381	CD	1554472	08/07/23		756745121	FACTORY MOTOR PARTS - Cash Disbursement FAMOPA	-	1,326.38	4,940,428.30
2381	CD	1554497	08/07/23		756745123	FEDEX - Cash Disbursement FEDEXP	-	290.78	4,940,137.52
2381	CD	1554500	08/07/23		756745124	FleetPride, Inc - Cash Disbursement FLPRTR	-	88.01	4,940,049.51
2381	CD	1554503	08/07/23		756745125	Michael M. Golightly & Assoc - Cash Disbursement GOLMIC	-	2,878.42	4,937,171.09
2381	CD	1554507	08/07/23		756745126	Hillyard, Inc-Flagstaff - Cash Disbursement HILLYA	-	609.63	4,936,561.46
2381	CD	1554513	08/07/23		756745127	Knox Company - Cash Disbursement KNOCOM	-	65,672.61	4,870,888.85
2381	CD	1554522	08/07/23		756745128	Matheson Tri-Gas, Inc - Cash Disbursement MATTRI	-	2,655.46	4,868,233.39
2381	CD	1554537	08/07/23		756745129	Mercury Medical Inc - Cash Disbursement MERMED	-	2,700.00	4,865,533.39
2381	CD	1554539	08/07/23		756745130	NAPA Auto Parts - Cash Disbursement NAAUPA	-	848.73	4,864,684.66
2381	CD	1554572	08/07/23		756745132	Northern AZ Premier Termite - Cash Disbursement NOAZTE	-	380.00	4,864,304.66
2381	CD	1554574	08/07/23		756745133	Pacific Office Automation - Cash Disbursement PAOFAU	-	1,710.72	4,862,593.94
2381	CD	1554577	08/07/23		756745134	PAPETTI SAMUELS WEISS MCKIRGAN - Cash Disbursement PASAWE	-	12,910.00	4,849,683.94
2381	CD	1554580	08/07/23		756745135	Pickett, Gayle - Cash Disbursement PICGAY	-	130.35	4,849,553.59
2381	CD	1554582	08/07/23		756745136	Prescott Valley Ace Hardware - Cash Disbursement PVACHA	-	988.93	4,848,564.66
2381	CD	1554604	08/07/23		756745138	Restored By Faith LLC - Cash Disbursement REBYFA	-	280.00	4,848,284.66
2381	CD	1554606	08/07/23		756745139	Schuster, Alan - Cash Disbursement SCHALA	-	2,040.00	4,846,244.66
2381	CD	1554608	08/07/23		756745140	Besonson Tools LLC - Cash Disbursement SNONTO	-	119.62	4,846,125.04
2381	CD	1554611	08/07/23		756745141	Staples Contract & Commmerc.Inc - Cash Disbursement STACOM	-	628.50	4,845,496.54
2381	CD	1554619	08/07/23		756745142	Town of Prescott Valley - Cash Disbursement TOPRVA	-	86.46	4,845,410.08

CAFMA-Central Arizona Fire and Medical

GL Account Ledger - Detail By Period

8/1/2023 through 8/31/2023

Batch	Journal	Entry #	Date	Job	Document	Description	Debits	Credits	Balance
10.1100.0.0.000			CASH WITH YAVAPAI COUNTY (CONTINUED)						
2381	CD	1554621	08/07/23		756745143	Unisource Energy Services - Cash Disbursement UNENSE	\$-	\$329.85	\$4,845,080.23
2381	CD	1554632	08/07/23		756745144	Wex Bank - Cash Disbursement WEXBAN	-	23,352.05	4,821,728.18
2381	CD	1554634	08/07/23		756745145	Yavapai Fleet Yavapai Machine - Cash Disbursement YAFLIN	-	29.96	4,821,698.22
2381	CD	1554437	08/07/23		DIR.DEP.PPE.07.29.:	Chase Bank - PR - DIRECT DEPOSIT PPE 7/29/2023	401,875.10	-	5,223,573.32
2357	PR	1549522	08/08/23		28784	Abel, Todd D. - Payroll Bi-Weekly-Direct Deposit 8/8/2023	-	3,301.87	5,220,271.45
2357	PR	1549548	08/08/23		28785	Anglin, Jake J. - Payroll Bi-Weekly-Direct Deposit 8/8/2023	-	996.83	5,219,274.62
2357	PR	1549576	08/08/23		28786	Apolinar, Johnathan R. - Payroll Bi-Weekly-Direct Deposit 8/8/2023	-	1,908.66	5,217,365.96
2357	PR	1549605	08/08/23		28787	Aponte, Anthony M. - Payroll Bi-Weekly-Direct Deposit 8/8/2023	-	1,243.08	5,216,122.88
2357	PR	1549627	08/08/23		28788	Baker, Mark A. - Payroll Bi-Weekly-Direct Deposit 8/8/2023	-	2,314.60	5,213,808.28
2357	PR	1549650	08/08/23		28789	Barnum, Josh M. - Payroll Bi-Weekly-Direct Deposit 8/8/2023	-	2,332.78	5,211,475.50
2357	PR	1549680	08/08/23		28790	Basurto-Cancino, Leobardo - Payroll Bi-Weekly-Direct Deposit 8/8/2023	-	2,244.70	5,209,230.80
2357	PR	1549705	08/08/23		28791	Blair, Wyatt L. - Payroll Bi-Weekly-Direct Deposit 8/8/2023	-	1,975.04	5,207,255.76
2357	PR	1549727	08/08/23		28792	Blum, Rodney A. - Payroll Bi-Weekly-Direct Deposit 8/8/2023	-	1,894.92	5,205,360.84
2357	PR	1549751	08/08/23		28793	Breyer, Samuel H. - Payroll Bi-Weekly-Direct Deposit 8/8/2023	-	1,514.51	5,203,846.33
2357	PR	1549772	08/08/23		28794	Brown Jr, Dennis F. - Payroll Bi-Weekly-Direct Deposit 8/8/2023	-	2,771.78	5,201,074.55
2357	PR	1549795	08/08/23		28795	Brunk, Jacob A. - Payroll Bi-Weekly-Direct Deposit 8/8/2023	-	2,105.09	5,198,969.46
2357	PR	1549820	08/08/23		28796	Buchanan, Ben D. - Payroll Bi-Weekly-Direct Deposit 8/8/2023	-	3,458.57	5,195,510.89
2357	PR	1549842	08/08/23		28797	Bulters, Scott D. - Payroll Bi-Weekly-Direct Deposit 8/8/2023	-	2,632.24	5,192,878.65
2357	PR	1549865	08/08/23		28798	Buntin, Darrell R. - Payroll Bi-Weekly-Direct Deposit 8/8/2023	-	2,191.92	5,190,686.73
2357	PR	1549888	08/08/23		28799	Burch, Brian J. - Payroll Bi-Weekly-Direct Deposit 8/8/2023	-	2,216.89	5,188,469.84
2357	PR	1549918	08/08/23		28800	Burch, Caden C. - Payroll Bi-Weekly-Direct Deposit 8/8/2023	-	2,506.95	5,185,962.89
2357	PR	1549940	08/08/23		28801	Burchard, Benjamin A. - Payroll Bi-Weekly-Direct Deposit 8/8/2023	-	1,334.91	5,184,627.98
2357	PR	1549963	08/08/23		28802	Bushman, James V. - Payroll Bi-Weekly-Direct Deposit 8/8/2023	-	3,562.16	5,181,065.82
2357	PR	1549985	08/08/23		28803	Butler, Jason - Payroll Bi-Weekly-Direct Deposit 8/8/2023	-	2,319.51	5,178,746.31
2357	PR	1550013	08/08/23		28804	Butterfield, Jesse D. - Payroll Bi-Weekly-Direct Deposit 8/8/2023	-	1,692.58	5,177,053.73
2357	PR	1550034	08/08/23		28805	Carothers, Robert C. - Payroll Bi-Weekly-Direct Deposit 8/8/2023	-	4,060.97	5,172,992.76

**CAFMA-Central Arizona Fire and Medical**  
GL Account Ledger - Detail By Period  
8/1/2023 through 8/31/2023

Batch	Journal	Entry #	Date	Job	Document	Description	Debits	Credits	Balance
<b>10.1100.0.0.000</b>			<b>CASH WITH YAVAPAI COUNTY (CONTINUED)</b>						
2357	PR	1550060	08/08/23		28806	Cazaly, Marshall - Payroll Bi-Weekly-Direct Deposit 8/8/2023	\$-	\$4,235.39	\$5,168,757.37
2357	PR	1550076	08/08/23		28807	Clark, Shelly - Payroll Bi-Weekly-Direct Deposit 8/8/2023	-	698.99	5,168,058.38
2357	PR	1550103	08/08/23		28808	Collins, Seth M. - Payroll Bi-Weekly-Direct Deposit 8/8/2023	-	3,365.76	5,164,692.62
2357	PR	1550127	08/08/23		28809	Copenhaver, Douglas J. - Payroll Bi-Weekly-Direct Deposit 8/8/2023	-	2,436.37	5,162,256.25
2357	PR	1550149	08/08/23		28810	Cox, Phillip C. - Payroll Bi-Weekly-Direct Deposit 8/8/2023	-	4,201.44	5,158,054.81
2357	PR	1550173	08/08/23		28811	Croft, Adam J. - Payroll Bi-Weekly-Direct Deposit 8/8/2023	-	1,994.32	5,156,060.49
2357	PR	1550195	08/08/23		28812	Crossman, Eric L. - Payroll Bi-Weekly-Direct Deposit 8/8/2023	-	2,298.15	5,153,762.34
2357	PR	1550221	08/08/23		28813	Cruz, Steven R. - Payroll Bi-Weekly-Direct Deposit 8/8/2023	-	1,846.98	5,151,915.36
2357	PR	1550245	08/08/23		28814	DalCerro, Matthew R. - Payroll Bi-Weekly-Direct Deposit 8/8/2023	-	1,445.59	5,150,469.77
2357	PR	1550270	08/08/23		28815	Davidson, Glenn T. - Payroll Bi-Weekly-Direct Deposit 8/8/2023	-	3,629.44	5,146,840.33
2357	PR	1550293	08/08/23		28816	Davis, Bradley M. - Payroll Bi-Weekly-Direct Deposit 8/8/2023	-	3,828.72	5,143,011.61
2357	PR	1550315	08/08/23		28817	Dawson, Logan J. - Payroll Bi-Weekly-Direct Deposit 8/8/2023	-	1,162.90	5,141,848.71
2357	PR	1550339	08/08/23		28818	Deering, Andrew L. - Payroll Bi-Weekly-Direct Deposit 8/8/2023	-	952.91	5,140,895.80
2357	PR	1550366	08/08/23		28819	DiVall, Nelson - Payroll Bi-Weekly-Direct Deposit 8/8/2023	-	1,805.99	5,139,089.81
2357	PR	1550389	08/08/23		28820	Dibble, Gordon L. - Payroll Bi-Weekly-Direct Deposit 8/8/2023	-	1,972.47	5,137,117.34
2357	PR	1550413	08/08/23		28821	Dixson, Susanne M. - Payroll Bi-Weekly-Direct Deposit 8/8/2023	-	2,445.68	5,134,671.66
2357	PR	1550441	08/08/23		28822	DuCharme, Zachary J. - Payroll Bi-Weekly-Direct Deposit 8/8/2023	-	2,591.70	5,132,079.96
2357	PR	1550462	08/08/23		28823	Duplessis, Robert A. - Payroll Bi-Weekly-Direct Deposit 8/8/2023	-	2,819.97	5,129,259.99
2357	PR	1550487	08/08/23		28824	Dwyer, Jonathan M. - Payroll Bi-Weekly-Direct Deposit 8/8/2023	-	1,981.61	5,127,278.38
2357	PR	1550514	08/08/23		28825	Eckle, Kellan J. - Payroll Bi-Weekly-Direct Deposit 8/8/2023	-	2,632.41	5,124,645.97
2357	PR	1550537	08/08/23		28826	Edwards, David S. - Payroll Bi-Weekly-Direct Deposit 8/8/2023	-	2,853.28	5,121,792.69
2357	PR	1550559	08/08/23		28827	Engel, Nicole - Payroll Bi-Weekly-Direct Deposit 8/8/2023	-	1,049.75	5,120,742.94
2357	PR	1550582	08/08/23		28828	Estrada, Emilio C. - Payroll Bi-Weekly-Direct Deposit 8/8/2023	-	1,456.32	5,119,286.62
2357	PR	1550603	08/08/23		28829	Fast, Teresa A. - Payroll Bi-Weekly-Direct Deposit 8/8/2023	-	1,189.53	5,118,097.09
2357	PR	1550624	08/08/23		28830	Feddema, John J. - Payroll Bi-Weekly-Direct Deposit 8/8/2023	-	3,804.02	5,114,293.07

**CAFMA-Central Arizona Fire and Medical**  
GL Account Ledger - Detail By Period  
8/1/2023 through 8/31/2023

Batch	Journal	Entry #	Date	Job	Document	Description	Debits	Credits	Balance
<b>10.1100.0.0.000</b>			<b>CASH WITH YAVAPAI COUNTY (CONTINUED)</b>						
2357	PR	1550651	08/08/23		28831	Ferris, Ryan M. - Payroll Bi-Weekly-Direct Deposit 8/8/2023	\$-	\$2,911.09	\$5,111,381.98
2357	PR	1550675	08/08/23		28832	Fields, Brody J. - Payroll Bi-Weekly-Direct Deposit 8/8/2023	-	3,370.33	5,108,011.65
2357	PR	1550704	08/08/23		28833	Fournier, Nick T. - Payroll Bi-Weekly-Direct Deposit 8/8/2023	-	2,510.72	5,105,500.93
2357	PR	1550726	08/08/23		28834	Frazier, Antonio - Payroll Bi-Weekly-Direct Deposit 8/8/2023	-	2,859.91	5,102,641.02
2357	PR	1550747	08/08/23		28835	Freeman, Michael - Payroll Bi-Weekly-Direct Deposit 8/8/2023	-	1,680.29	5,100,960.73
2357	PR	1550771	08/08/23		28836	Freitag, Scott A. - Payroll Bi-Weekly-Direct Deposit 8/8/2023	-	5,206.18	5,095,754.55
2357	PR	1550795	08/08/23		28837	Gallman, Timothy B. - Payroll Bi-Weekly-Direct Deposit 8/8/2023	-	1,361.55	5,094,393.00
2357	PR	1550819	08/08/23		28838	Gardea Chaparro, Ivonne - Payroll Bi-Weekly-Direct Deposit 8/8/2023	-	1,087.45	5,093,305.55
2357	PR	1550840	08/08/23		28839	Gentle, Isabel - Payroll Bi-Weekly-Direct Deposit 8/8/2023	-	1,101.00	5,092,204.55
2357	PR	1550865	08/08/23		28840	Gentle, Joshua A. - Payroll Bi-Weekly-Direct Deposit 8/8/2023	-	1,343.15	5,090,861.40
2357	PR	1550890	08/08/23		28841	Gillihan, Jim W. - Payroll Bi-Weekly-Direct Deposit 8/8/2023	-	1,977.95	5,088,883.45
2357	PR	1550914	08/08/23		28842	Ginn, James E. - Payroll Bi-Weekly-Direct Deposit 8/8/2023	-	2,379.85	5,086,503.60
2357	PR	1550937	08/08/23		28843	Goodman, Laurie K. - Payroll Bi-Weekly-Direct Deposit 8/8/2023	-	1,558.42	5,084,945.18
2357	PR	1550971	08/08/23		28844	Gray, JT A. - Payroll Bi-Weekly-Direct Deposit 8/8/2023	-	5,021.42	5,079,923.76
2357	PR	1550998	08/08/23		28845	Guzzo, Nicholas R. - Payroll Bi-Weekly-Direct Deposit 8/8/2023	-	1,762.64	5,078,161.12
2357	PR	1551028	08/08/23		28846	Hall, Jace R. - Payroll Bi-Weekly-Direct Deposit 8/8/2023	-	3,078.80	5,075,082.32
2357	PR	1551057	08/08/23		28847	Hampton, Daniel A. - Payroll Bi-Weekly-Direct Deposit 8/8/2023	-	1,852.07	5,073,230.25
2357	PR	1551080	08/08/23		28848	Harper, Leslie R. - Payroll Bi-Weekly-Direct Deposit 8/8/2023	-	2,733.46	5,070,496.79
2357	PR	1551102	08/08/23		28849	Hlavacek, Evan - Payroll Bi-Weekly-Direct Deposit 8/8/2023	-	2,238.95	5,068,257.84
2357	PR	1551126	08/08/23		28850	Horstman, Stephen W. - Payroll Bi-Weekly-Direct Deposit 8/8/2023	-	3,067.49	5,065,190.35
2357	PR	1551148	08/08/23		28851	Huddleston, Michael B. - Payroll Bi-Weekly-Direct Deposit 8/8/2023	-	2,502.19	5,062,688.16
2357	PR	1551172	08/08/23		28852	Hutchison, Ethan K. - Payroll Bi-Weekly-Direct Deposit 8/8/2023	-	1,575.45	5,061,112.71
2357	PR	1551189	08/08/23		28853	Ingrao, Jory - Payroll Bi-Weekly-Direct Deposit 8/8/2023	-	3,359.24	5,057,753.47
2357	PR	1551218	08/08/23		28854	Isbell, Tienna B. - Payroll Bi-Weekly-Direct Deposit 8/8/2023	-	1,663.76	5,056,089.71
2357	PR	1551245	08/08/23		28855	Jacobson, Terrence L. - Payroll Bi-Weekly-Direct Deposit 8/8/2023	-	3,241.73	5,052,847.98
2357	PR	1551270	08/08/23		28856	Jimenez, Valentin - Payroll Bi-Weekly-Direct Deposit 8/8/2023	-	2,126.78	5,050,721.20

**CAFMA-Central Arizona Fire and Medical**  
GL Account Ledger - Detail By Period  
8/1/2023 through 8/31/2023

Batch	Journal	Entry #	Date	Job	Document	Description	Debits	Credits	Balance
<b>10.1100.0.0.000</b>			<b>CASH WITH YAVAPAI COUNTY (CONTINUED)</b>						
2357	PR	1551292	08/08/23		28857	Johnson, Carrie A. - Payroll Bi-Weekly-Direct Deposit 8/8/2023	\$-	\$2,804.28	\$5,047,916.92
2357	PR	1551318	08/08/23		28858	Jones, Shaun D. - Payroll Bi-Weekly-Direct Deposit 8/8/2023	-	2,334.43	5,045,582.49
2357	PR	1551340	08/08/23		28859	Jordan, Tessa M. - Payroll Bi-Weekly-Direct Deposit 8/8/2023	-	1,040.41	5,044,542.08
2357	PR	1551365	08/08/23		28860	King, Jeremiah D. - Payroll Bi-Weekly-Direct Deposit 8/8/2023	-	2,661.02	5,041,881.06
2357	PR	1551392	08/08/23		28861	Kirk, Jaron J. - Payroll Bi-Weekly-Direct Deposit 8/8/2023	-	1,958.69	5,039,922.37
2357	PR	1551415	08/08/23		28862	Kohler, Travis W. - Payroll Bi-Weekly-Direct Deposit 8/8/2023	-	3,079.01	5,036,843.36
2357	PR	1551440	08/08/23		28863	Kontz, Andrew M. - Payroll Bi-Weekly-Direct Deposit 8/8/2023	-	2,196.80	5,034,646.56
2357	PR	1551466	08/08/23		28864	Kontz, Michael V. - Payroll Bi-Weekly-Direct Deposit 8/8/2023	-	1,961.95	5,032,684.61
2357	PR	1551485	08/08/23		28865	Krizo, Denise M. - Payroll Bi-Weekly-Direct Deposit 8/8/2023	-	959.71	5,031,724.90
2357	PR	1551507	08/08/23		28866	Kuykendall, Jeffery W. - Payroll Bi-Weekly-Direct Deposit 8/8/2023	-	2,885.88	5,028,839.02
2357	PR	1551530	08/08/23		28867	Legge, David B. - Payroll Bi-Weekly-Direct Deposit 8/8/2023	-	3,176.49	5,025,662.53
2357	PR	1551554	08/08/23		28868	Litchfield, Ronald K. - Payroll Bi-Weekly-Direct Deposit 8/8/2023	-	3,070.73	5,022,591.80
2357	PR	1551574	08/08/23		28869	Lopeman, Keith A. - Payroll Bi-Weekly-Direct Deposit 8/8/2023	-	2,142.61	5,020,449.19
2357	PR	1551595	08/08/23		28870	Lopez, Nelson P. - Payroll Bi-Weekly-Direct Deposit 8/8/2023	-	1,541.54	5,018,907.65
2357	PR	1551622	08/08/23		28871	Lund, Kyle L. - Payroll Bi-Weekly-Direct Deposit 8/8/2023	-	1,943.30	5,016,964.35
2357	PR	1551647	08/08/23		28872	Lynch, Peter J. - Payroll Bi-Weekly-Direct Deposit 8/8/2023	-	1,732.33	5,015,232.02
2357	PR	1551671	08/08/23		28873	Lys, Damian P. - Payroll Bi-Weekly-Direct Deposit 8/8/2023	-	2,738.45	5,012,493.57
2357	PR	1551692	08/08/23		28874	Madden, James P. - Payroll Bi-Weekly-Direct Deposit 8/8/2023	-	1,288.61	5,011,204.96
2357	PR	1551713	08/08/23		28875	Mauldin, Karen S. - Payroll Bi-Weekly-Direct Deposit 8/8/2023	-	2,541.81	5,008,663.15
2357	PR	1551737	08/08/23		28876	Mauldin, Mark E. - Payroll Bi-Weekly-Direct Deposit 8/8/2023	-	3,134.48	5,005,528.67
2357	PR	1551755	08/08/23		28877	Mazon, Joshua M. - Payroll Bi-Weekly-Direct Deposit 8/8/2023	-	3,276.58	5,002,252.09
2357	PR	1551781	08/08/23		28878	McCarthy, Nicholas A. - Payroll Bi-Weekly-Direct Deposit 8/8/2023	-	1,409.60	5,000,842.49
2357	PR	1551805	08/08/23		28879	McCarty, Daniel L. - Payroll Bi-Weekly-Direct Deposit 8/8/2023	-	2,402.69	4,998,439.80
2357	PR	1551830	08/08/23		28880	McFadden, Matthew C. - Payroll Bi-Weekly-Direct Deposit 8/8/2023	-	1,440.81	4,996,998.99
2357	PR	1551859	08/08/23		28881	McFadden, Michael J. - Payroll Bi-Weekly-Direct Deposit 8/8/2023	-	2,394.93	4,994,604.06

**CAFMA-Central Arizona Fire and Medical**  
GL Account Ledger - Detail By Period  
8/1/2023 through 8/31/2023

Batch	Journal	Entry #	Date	Job	Document	Description	Debits	Credits	Balance
<b>10.1100.0.0.000</b>			<b>CASH WITH YAVAPAI COUNTY (CONTINUED)</b>						
2357	PR	1551884	08/08/23		28882	McIntire, Jacob V. - Payroll Bi-Weekly-Direct Deposit 8/8/2023	\$-	\$1,424.24	\$4,993,179.82
2357	PR	1551907	08/08/23		28883	Merrill, Eric R. - Payroll Bi-Weekly-Direct Deposit 8/8/2023	-	2,596.83	4,990,582.99
2357	PR	1551932	08/08/23		28884	Moore, Aaron J. - Payroll Bi-Weekly-Direct Deposit 8/8/2023	-	2,179.08	4,988,403.91
2357	PR	1551961	08/08/23		28885	Moore, Ryan T. - Payroll Bi-Weekly-Direct Deposit 8/8/2023	-	2,275.72	4,986,128.19
2357	PR	1551988	08/08/23		28886	Muniz, Thomas E. - Payroll Bi-Weekly-Direct Deposit 8/8/2023	-	2,783.54	4,983,344.65
2357	PR	1552010	08/08/23		28887	Murphey, Patricia D. - Payroll Bi-Weekly-Direct Deposit 8/8/2023	-	3,242.56	4,980,102.09
2357	PR	1552037	08/08/23		28888	Nall, William T. - Payroll Bi-Weekly-Direct Deposit 8/8/2023	-	1,434.71	4,978,667.38
2357	PR	1552062	08/08/23		28889	Nelson, Michael J. - Payroll Bi-Weekly-Direct Deposit 8/8/2023	-	1,675.15	4,976,992.23
2357	PR	1552090	08/08/23		28890	Niemynski, Doug T. - Payroll Bi-Weekly-Direct Deposit 8/8/2023	-	3,410.82	4,973,581.41
2357	PR	1552115	08/08/23		28891	Nolan, Jason K. - Payroll Bi-Weekly-Direct Deposit 8/8/2023	-	2,350.16	4,971,231.25
2357	PR	1552137	08/08/23		28892	O'Neil, Kevin T. - Payroll Bi-Weekly-Direct Deposit 8/8/2023	-	1,893.90	4,969,337.35
2357	PR	1552165	08/08/23		28893	Olson, Rick C. - Payroll Bi-Weekly-Direct Deposit 8/8/2023	-	4,078.83	4,965,258.52
2357	PR	1552189	08/08/23		28894	Overmyer, Titus C. - Payroll Bi-Weekly-Direct Deposit 8/8/2023	-	1,535.03	4,963,723.49
2357	PR	1552209	08/08/23		28895	Parra, Dustin A. - Payroll Bi-Weekly-Direct Deposit 8/8/2023	-	3,035.23	4,960,688.26
2357	PR	1552228	08/08/23		28896	Peckham, Christopher D. - Payroll Bi-Weekly-Direct Deposit 8/8/2023	-	2,006.38	4,958,681.88
2357	PR	1552253	08/08/23		28897	Pena, Christopher D. - Payroll Bi-Weekly-Direct Deposit 8/8/2023	-	1,989.77	4,956,692.11
2357	PR	1552283	08/08/23		28898	Perez, Anthony R. - Payroll Bi-Weekly-Direct Deposit 8/8/2023	-	2,458.31	4,954,233.80
2357	PR	1552306	08/08/23		28899	Perkins, Shane M. - Payroll Bi-Weekly-Direct Deposit 8/8/2023	-	2,018.30	4,952,215.50
2357	PR	1552332	08/08/23		28900	Poliakon, Brett M. - Payroll Bi-Weekly-Direct Deposit 8/8/2023	-	2,345.74	4,949,869.76
2357	PR	1552358	08/08/23		28901	Pope, Michael V. - Payroll Bi-Weekly-Direct Deposit 8/8/2023	-	1,404.94	4,948,464.82
2357	PR	1552384	08/08/23		28902	Postula, Justin M. - Payroll Bi-Weekly-Direct Deposit 8/8/2023	-	3,775.01	4,944,689.81
2357	PR	1552410	08/08/23		28903	Postula, Karl A. - Payroll Bi-Weekly-Direct Deposit 8/8/2023	-	4,533.74	4,940,156.07
2357	PR	1552431	08/08/23		28904	Prange, Ross L. - Payroll Bi-Weekly-Direct Deposit 8/8/2023	-	4,587.69	4,935,568.38
2357	PR	1552457	08/08/23		28905	Pruitt, Robert E. - Payroll Bi-Weekly-Direct Deposit 8/8/2023	-	4,263.11	4,931,305.27
2357	PR	1552481	08/08/23		28906	Rafters, William C. - Payroll Bi-Weekly-Direct Deposit 8/8/2023	-	1,728.71	4,929,576.56



**CAFMA-Central Arizona Fire and Medical**  
GL Account Ledger - Detail By Period  
8/1/2023 through 8/31/2023

Batch	Journal	Entry #	Date	Job	Document	Description	Debits	Credits	Balance
<b>10.1100.0.0.000</b>			<b>CASH WITH YAVAPAI COUNTY (CONTINUED)</b>						
2357	PR	1552504	08/08/23		28907	Redfern, Joshua L. - Payroll Bi-Weekly-Direct Deposit 8/8/2023	\$-	\$2,044.17	\$4,927,532.39
2357	PR	1552529	08/08/23		28908	Reeves, Katherine D. - Payroll Bi-Weekly-Direct Deposit 8/8/2023	-	1,276.62	4,926,255.77
2357	PR	1552553	08/08/23		28909	Rendl, Robert A. - Payroll Bi-Weekly-Direct Deposit 8/8/2023	-	4,311.24	4,921,944.53
2357	PR	1552578	08/08/23		28910	Reyes, Adam N. - Payroll Bi-Weekly-Direct Deposit 8/8/2023	-	2,062.24	4,919,882.29
2357	PR	1552596	08/08/23		28911	Roberts, Jerry R. - Payroll Bi-Weekly-Direct Deposit 8/8/2023	-	2,171.97	4,917,710.32
2357	PR	1552623	08/08/23		28912	Rocha, Edgar O. - Payroll Bi-Weekly-Direct Deposit 8/8/2023	-	1,330.15	4,916,380.17
2357	PR	1552651	08/08/23		28913	Roche, Benjamin H. - Payroll Bi-Weekly-Direct Deposit 8/8/2023	-	2,876.40	4,913,503.77
2357	PR	1552674	08/08/23		28914	Rose, Cody S. - Payroll Bi-Weekly-Direct Deposit 8/8/2023	-	3,596.69	4,909,907.08
2357	PR	1552708	08/08/23		28915	Runo, Kyle E. - Payroll Bi-Weekly-Direct Deposit 8/8/2023	-	3,309.10	4,906,597.98
2357	PR	1552735	08/08/23		28916	Ryan, Keith M. - Payroll Bi-Weekly-Direct Deposit 8/8/2023	-	1,540.45	4,905,057.53
2357	PR	1552757	08/08/23		28917	Scaife, Domenic J. - Payroll Bi-Weekly-Direct Deposit 8/8/2023	-	3,277.77	4,901,779.76
2357	PR	1552781	08/08/23		28918	Schiffmacher, Gerald - Payroll Bi-Weekly-Direct Deposit 8/8/2023	-	1,911.30	4,899,868.46
2357	PR	1552805	08/08/23		28919	Schuster Jr., Alan J. - Payroll Bi-Weekly-Direct Deposit 8/8/2023	-	7,346.38	4,892,522.08
2357	PR	1552826	08/08/23		28920	Seets, James W. - Payroll Bi-Weekly-Direct Deposit 8/8/2023	-	1,828.38	4,890,693.70
2357	PR	1552853	08/08/23		28921	Sheldon, Wesley K. - Payroll Bi-Weekly-Direct Deposit 8/8/2023	-	3,919.97	4,886,773.73
2357	PR	1552874	08/08/23		28922	Sherman, Kylee N. - Payroll Bi-Weekly-Direct Deposit 8/8/2023	-	1,006.23	4,885,767.50
2357	PR	1552897	08/08/23		28923	Sims, Lacie J. - Payroll Bi-Weekly-Direct Deposit 8/8/2023	-	1,429.15	4,884,338.35
2357	PR	1552924	08/08/23		28924	Smith, Jacob A. - Payroll Bi-Weekly-Direct Deposit 8/8/2023	-	953.44	4,883,384.91
2357	PR	1552953	08/08/23		28925	Smith, Russell - Payroll Bi-Weekly-Direct Deposit 8/8/2023	-	3,005.13	4,880,379.78
2357	PR	1552977	08/08/23		28926	Smith, Travis L. - Payroll Bi-Weekly-Direct Deposit 8/8/2023	-	3,424.61	4,876,955.17
2357	PR	1553000	08/08/23		28927	Smith, Kristopher A. - Payroll Bi-Weekly-Direct Deposit 8/8/2023	-	1,506.35	4,875,448.82
2357	PR	1553030	08/08/23		28928	Snyder, Timothy E. - Payroll Bi-Weekly-Direct Deposit 8/8/2023	-	3,452.91	4,871,995.91
2357	PR	1553053	08/08/23		28929	Stewart, Jeff - Payroll Bi-Weekly-Direct Deposit 8/8/2023	-	2,006.04	4,869,989.87
2357	PR	1553081	08/08/23		28930	Stooks, Wallace C. - Payroll Bi-Weekly-Direct Deposit 8/8/2023	-	5,718.88	4,864,270.99
2357	PR	1553107	08/08/23		28931	Stretton, Garrett M. - Payroll Bi-Weekly-Direct Deposit 8/8/2023	-	1,742.27	4,862,528.72
2357	PR	1553131	08/08/23		28932	Tharp, David S. - Payroll Bi-Weekly-Direct Deposit 8/8/2023	-	3,378.09	4,859,150.63

**CAFMA-Central Arizona Fire and Medical**  
GL Account Ledger - Detail By Period  
8/1/2023 through 8/31/2023

Batch	Journal	Entry #	Date	Job	Document	Description	Debits	Credits	Balance
<b>10.1100.0.0.000</b>			<b>CASH WITH YAVAPAI COUNTY (CONTINUED)</b>						
2357	PR	1553157	08/08/23		28933	Thompson, Jacob S. - Payroll Bi-Weekly-Direct Deposit 8/8/2023	\$-	\$2,421.68	\$4,856,728.95
2357	PR	1553186	08/08/23		28934	Tillich, Timothy A. - Payroll Bi-Weekly-Direct Deposit 8/8/2023	-	2,266.55	4,854,462.40
2357	PR	1553203	08/08/23		28935	Tirpak, Darrell J. - Payroll Bi-Weekly-Direct Deposit 8/8/2023	-	2,895.81	4,851,566.59
2357	PR	1553228	08/08/23		28936	Trask, Ryan A. - Payroll Bi-Weekly-Direct Deposit 8/8/2023	-	7,990.86	4,843,575.73
2357	PR	1553254	08/08/23		28937	Trujillo, Erik J. - Payroll Bi-Weekly-Direct Deposit 8/8/2023	-	2,000.62	4,841,575.11
2357	PR	1553279	08/08/23		28938	Turner, Kenneth R. - Payroll Bi-Weekly-Direct Deposit 8/8/2023	-	2,302.79	4,839,272.32
2357	PR	1553299	08/08/23		28939	VanTuyt, Jonah D. - Payroll Bi-Weekly-Direct Deposit 8/8/2023	-	2,914.66	4,836,357.66
2357	PR	1553326	08/08/23		28940	Vanatta, Justin B. - Payroll Bi-Weekly-Direct Deposit 8/8/2023	-	5,656.44	4,830,701.22
2357	PR	1553352	08/08/23		28941	Wagner, Adam D. - Payroll Bi-Weekly-Direct Deposit 8/8/2023	-	3,161.30	4,827,539.92
2357	PR	1553374	08/08/23		28942	Wittenberg, David J. - Payroll Bi-Weekly-Direct Deposit 8/8/2023	-	2,455.28	4,825,084.64
2357	PR	1553402	08/08/23		28943	Zazueta, Robert P. - Payroll Bi-Weekly-Direct Deposit 8/8/2023	-	3,386.42	4,821,698.22
2402	CR	1563072	08/10/23		135	Jones, Robert Vaughn -	76.31	-	4,821,774.53
2402	CR	1563068	08/10/23		1371	BRACHMAN, JUDY -	1,225.16	-	4,822,999.69
2402	CR	1563073	08/10/23		138	DuCharme, Zachary & Alyssa -	1,094.28	-	4,824,093.97
2402	CR	1563069	08/10/23		1479	Kelly, Wendy & Thomas -	255.21	-	4,824,349.18
2402	CR	1563066	08/10/23		151	Schaffer, Kasey -	329.78	-	4,824,678.96
2402	CR	1563071	08/10/23		2467	MILLAN, JAIME & VERONICA -	200.72	-	4,824,879.68
2402	CR	1563070	08/10/23		3633	MARTENS, THOMAS -	312.13	-	4,825,191.81
2402	CR	1563065	08/10/23		510609431	MOORE, SCOTT -	14.68	-	4,825,206.49
2402	CR	1563064	08/10/23		510609585	VANATTA, DAVIN -	688.63	-	4,825,895.12
2402	CR	1563063	08/10/23		510609586	VANATTA, DAVIN -	688.63	-	4,826,583.75
2402	CR	1563062	08/10/23		510609587	VANATTA, DAVIN -	688.63	-	4,827,272.38
2402	CR	1563061	08/10/23		510609588	VANATTA, DAVIN -	688.63	-	4,827,961.01
2402	CR	1563074	08/10/23		553475	Barnes, Rick and Kim -	181.08	-	4,828,142.09
2402	CR	1563067	08/10/23		687	Hoffman, Patricia -	530.86	-	4,828,672.95
2381	CD	1554637	08/10/23		756744143	Arizona General / Ace Hardware - Void Check ACEHAR	9.10	-	4,828,682.05
2374	CR	1553722	08/15/23		209034968	COPPER CANYON FIRE & MEDICAL -	8,651.60	-	4,837,333.65
2374	CR	1553720	08/15/23		706061792	Groom Creek Fire District -	175.00	-	4,837,508.65
2374	CR	1553721	08/15/23		706103697	VERDE VALLEY FIRE DISTRICT -	3,451.88	-	4,840,960.53
2374	CR	1553723	08/15/23		900757	AZ Dept of Forestry & Fire Mgt -	9,633.69	-	4,850,594.22
2400	CR	1563018	08/16/23		0916685	AZ Dept of Forestry & Fire Mgt -	3,771.47	-	4,854,365.69
2400	CR	1563017	08/16/23		0917980	AZ Dept of Forestry & Fire Mgt -	140,764.78	-	4,995,130.47
2372	CR	1553587	08/16/23		1606	HALL, DARRELL -	1,453.89	-	4,996,584.36
2375	CR	1553771	08/16/23		16396	PLANS REVIEW -	283.00	-	4,996,867.36
2375	CR	1553777	08/16/23		16397	PLANS REVIEW -	1,059.72	-	4,997,927.08
2375	CR	1553776	08/16/23		16446	PLANS REVIEW -	458.00	-	4,998,385.08
2375	CR	1553775	08/16/23		16449	PLANS REVIEW -	121.00	-	4,998,506.08

**CAFMA-Central Arizona Fire and Medical**  
GL Account Ledger - Detail By Period  
8/1/2023 through 8/31/2023

Batch	Journal	Entry #	Date	Job	Document	Description	Debits	Credits	Balance
<b>10.1100.0.0.000</b>			<b>CASH WITH YAVAPAI COUNTY (CONTINUED)</b>						
2375	CR	1553774	08/16/23		16450	PLANS REVIEW -	\$683.00	\$-	\$4,999,189.08
2375	CR	1553773	08/16/23		16451	PLANS REVIEW -	125.00	-	4,999,314.08
2375	CR	1553772	08/16/23		16452	PLANS REVIEW -	458.00	-	4,999,772.08
2372	CR	1553620	08/16/23		1953	CAMACHO, ALBERT -	524.78	-	5,000,296.86
2400	CR	1563013	08/16/23		209262857	COPPER CANYON FIRE & MEDICAL -	180.57	-	5,000,477.43
2372	CR	1553590	08/16/23		217453	Mills, Brett -	390.00	-	5,000,867.43
2372	CR	1553591	08/16/23		217453	Bliss, Scott -	150.00	-	5,001,017.43
2372	CR	1553592	08/16/23		217453	CAMACHO, ALBERT -	260.00	-	5,001,277.43
2372	CR	1553593	08/16/23		217453	Chase, Rick -	112.20	-	5,001,389.63
2372	CR	1553594	08/16/23		217453	COLE, BRIAN -	86.70	-	5,001,476.33
2372	CR	1553595	08/16/23		217453	COOK, CHARLES -	86.70	-	5,001,563.03
2372	CR	1553596	08/16/23		217453	Curry, Robert -	86.70	-	5,001,649.73
2372	CR	1553597	08/16/23		217453	CURTIS, DAVID -	42.84	-	5,001,692.57
2372	CR	1553598	08/16/23		217453	DALE, JACK -	86.70	-	5,001,779.27
2372	CR	1553599	08/16/23		217453	DIBBLE, STEVE -	86.70	-	5,001,865.97
2372	CR	1553600	08/16/23		217453	Douglas, Ren -	86.70	-	5,001,952.67
2372	CR	1553601	08/16/23		217453	HARRIS, ALLEN -	86.70	-	5,002,039.37
2372	CR	1553602	08/16/23		217453	INGRAO, JACK -	86.70	-	5,002,126.07
2372	CR	1553603	08/16/23		217453	KELLEY, JOE -	42.84	-	5,002,168.91
2372	CR	1553604	08/16/23		217453	LOPEZ, RODNEY -	86.70	-	5,002,255.61
2372	CR	1553605	08/16/23		217453	Mayhall, Mathew -	260.00	-	5,002,515.61
2372	CR	1553606	08/16/23		217453	MCCONNELL, DAVE -	112.20	-	5,002,627.81
2372	CR	1553607	08/16/23		217453	MOORE, SCOTT -	86.70	-	5,002,714.51
2372	CR	1553608	08/16/23		217453	NESS, DANIEL -	42.84	-	5,002,757.35
2372	CR	1553609	08/16/23		217453	PARRISH, MICHAEL -	42.84	-	5,002,800.19
2372	CR	1553610	08/16/23		217453	POLACEK, JEFF -	260.00	-	5,003,060.19
2372	CR	1553611	08/16/23		217453	Reyes, Charlie -	86.70	-	5,003,146.89
2372	CR	1553612	08/16/23		217453	ROBISON, MICHAEL J. -	86.70	-	5,003,233.59
2372	CR	1553613	08/16/23		217453	Sims, Mike -	86.70	-	5,003,320.29
2372	CR	1553614	08/16/23		217453	Tarver, Shawn -	86.70	-	5,003,406.99
2372	CR	1553615	08/16/23		217453	Tucker, Michael -	260.00	-	5,003,666.99
2372	CR	1553616	08/16/23		217453	Valadez, Armando -	72.42	-	5,003,739.41
2372	CR	1553617	08/16/23		217453	VANATTA, DAVIN -	150.00	-	5,003,889.41
2372	CR	1553618	08/16/23		217453	WILHARM, BRIAN -	86.70	-	5,003,976.11
2375	CR	1553769	08/16/23		236339	7710 Insurance Company -	1,399.02	-	5,005,375.13
2372	CR	1553619	08/16/23		2383	DeJoria, Dana -	721.27	-	5,006,096.40
2375	CR	1553778	08/16/23		3016	Hilbrands, Carolyn & Arie -	1,219.95	-	5,007,316.35
2372	CR	1553623	08/16/23		40432850	YAVAPAI CO SHERIFF'S OFFICE -	11,730.00	-	5,019,046.35
2400	CR	1563016	08/16/23		510609631	VANATTA, DAVIN -	721.27	-	5,019,767.62
2400	CR	1563015	08/16/23		510609692	Sims, Mike -	14.68	-	5,019,782.30
2372	CR	1553626	08/16/23		510609736	VANATTA, DAVIN -	721.27	-	5,020,503.57
2400	CR	1563014	08/16/23		510609772	Bliss, Scott -	721.27	-	5,021,224.84
2372	CR	1553627	08/16/23		510609773	Valadez, Armando -	7.33	-	5,021,232.17
2372	CR	1553625	08/16/23		510609774	Curry, Robert -	14.68	-	5,021,246.85
2372	CR	1553586	08/16/23		659	BRAATEN, THOMAS W -	145.45	-	5,021,392.30

**CAFMA-Central Arizona Fire and Medical**  
GL Account Ledger - Detail By Period  
8/1/2023 through 8/31/2023

Batch	Journal	Entry #	Date	Job	Document	Description	Debits	Credits	Balance
<b>10.1100.0.0.000</b>			<b>CASH WITH YAVAPAI COUNTY (CONTINUED)</b>						
2372	CR	1553589	08/16/23		6955	Sebeny, Vicki and Joseph -	\$635.40	\$-	\$5,022,027.70
2372	CR	1553622	08/16/23		706601404	Yarnell Fire District -	639.00	-	5,022,666.70
2372	CR	1553588	08/16/23		814699756	Sciuto, Linda -	2,076.37	-	5,024,743.07
2372	CR	1553621	08/16/23		8300019170	HELLS GATE FIRE DEPARTMENT -	60.44	-	5,024,803.51
2372	CR	1553624	08/16/23		911307	ARIZONA STATE FORESTRY -	2,997.00	-	5,027,800.51
2375	CR	1553770	08/16/23		CASH	CPR CLASS -	50.00	-	5,027,850.51
2389	CD	1562405	08/21/23		756745146	A1 Water Bulk Delivery Svc LLC - Cash Disbursement A1WADE	-	175.00	5,027,675.51
2389	CD	1562407	08/21/23		756745147	TODD ABEL - Cash Disbursement ABELTO	-	2,280.00	5,025,395.51
2389	CD	1562409	08/21/23		756745148	Air Instrumentation of CA - Cash Disbursement AIINCA	-	1,059.97	5,024,335.54
2389	CD	1562413	08/21/23		756745149	American Fence Co, Inc - Cash Disbursement AMFECO	-	990.00	5,023,345.54
2389	CD	1562415	08/21/23		756745150	APS - Cash Disbursement APS	-	19,584.18	5,003,761.36
2389	CD	1562442	08/21/23		756745152	B&B Enterprises - Cash Disbursement BBENTE	-	8,297.04	4,995,464.32
2389	CD	1562445	08/21/23		756745153	Bennett Oil - Cash Disbursement BENOIL	-	4,115.95	4,991,348.37
2389	CD	1562448	08/21/23		756745154	Bound Tree Medical LLC - Cash Disbursement BOTRME	-	22,239.38	4,969,108.99
2389	CD	1562498	08/21/23		756745157	Brookins, Patty - Cash Disbursement BROPAT	-	250.00	4,968,858.99
2389	CD	1562500	08/21/23		756745158	B & W Fire Security Systems - Cash Disbursement BWFISE	-	285.00	4,968,573.99
2389	CD	1562502	08/21/23		756745159	Sparklight - Cash Disbursement CABONE	-	2,497.51	4,966,076.48
2389	CD	1562518	08/21/23		756745160	Chase Bank - Cash Disbursement CHASE	-	819,388.05	4,146,688.43
2389	CD	1562546	08/21/23		756745162	Chase Card Services - Cash Disbursement CHCASE	-	7,900.22	4,138,788.21
2389	CD	1562626	08/21/23		756745167	City of Prescott - Cash Disbursement CITPRE	-	5,006.64	4,133,781.57
2389	CD	1562628	08/21/23		756745168	L.N. Curtis & Sons - Cash Disbursement CUTOHE	-	4,761.54	4,129,020.03
2389	CD	1562632	08/21/23		756745169	Codan Radio Communications - Cash Disbursement DANELE	-	26,668.00	4,102,352.03
2389	CD	1562653	08/21/23		756745171	Dish Network - Cash Disbursement DISNET	-	138.11	4,102,213.92
2389	CD	1562655	08/21/23		756745172	El Rey Pumping Service - Cash Disbursement ELREPU	-	440.00	4,101,773.92
2389	CD	1562657	08/21/23		756745173	Ferguson Enterprises LLC #3584 - Cash Disbursement FERENT	-	92.69	4,101,681.23
2389	CD	1562660	08/21/23		756745174	Freightliner of AZ, LLC - Cash Disbursement FROFAR	-	6,207.31	4,095,473.92
2389	CD	1562670	08/21/23		756745175	Galls LLC - Cash Disbursement GALLS	-	159.61	4,095,314.31
2389	CD	1562677	08/21/23		756745176	GRANITE TELECOMMUNICATIONS LLC - Cash Disbursement GRANET	-	663.55	4,094,650.76
2389	CD	1562679	08/21/23		756745177	INSIGHT PUBLIC SECTOR, INC - Cash Disbursement INPUSE	-	23,963.59	4,070,687.17
2389	CD	1562686	08/21/23		756745178	Interstate Batteries - Cash Disbursement INTBAT	-	1,321.85	4,069,365.32
2389	CD	1562689	08/21/23		756745179	KAIROS Health Arizona, Inc - Cash Disbursement KAIROS	-	182,821.38	3,886,543.94
2389	CD	1562704	08/21/23		756745180	KAIROS Health Arizona, Inc - Cash Disbursement KAIROS	-	183,511.55	3,703,032.39
2389	CD	1562719	08/21/23		756745181	Life Assist Inc - Cash Disbursement LIFASS	-	344.31	3,702,688.08
2389	CD	1562722	08/21/23		756745182	Manzanita Landscaping, Inc - Cash Disbursement MANLAN	-	1,357.18	3,701,330.90
2389	CD	1562727	08/21/23		756745183	Mallory Safety & Supply LLC - Cash Disbursement MASASU	-	4,687.23	3,696,643.67
2389	CD	1562731	08/21/23		756745184	MATHEW TRAVIS MAYHALL - Cash Disbursement MAYMAT	-	260.00	3,696,383.67

**CAFMA-Central Arizona Fire and Medical**  
GL Account Ledger - Detail By Period  
8/1/2023 through 8/31/2023

Batch	Journal	Entry #	Date	Job	Document	Description	Debits	Credits	Balance
<b>10.1100.0.0.000</b>			<b>CASH WITH YAVAPAI COUNTY (CONTINUED)</b>						
2389	CD	1562733	08/21/23		756745185	THADDEUS MCGUIRE - Cash Disbursement MCGTHA	\$-	\$5,000.00	\$3,691,383.67
2389	CD	1562735	08/21/23		756745186	Mercury Medical Inc - Cash Disbursement MERMED	-	10.94	3,691,372.73
2389	CD	1562737	08/21/23		756745187	MILLS, BRETT - Cash Disbursement MILBRE	-	390.00	3,690,982.73
2389	CD	1562740	08/21/23		756745188	Neumann High Country Doors - Cash Disbursement NEUHCD	-	974.70	3,690,008.03
2389	CD	1562744	08/21/23		756745189	NFP Property and Casualty - Cash Disbursement NFPPRO	-	9,856.63	3,680,151.40
2389	CD	1562746	08/21/23		756745190	Northern Arizona Inspection - Cash Disbursement NOARIN	-	2,560.00	3,677,591.40
2389	CD	1562748	08/21/23		756745191	Yavapai Exterminating - Cash Disbursement PRTRCA	-	1,496.50	3,676,094.90
2389	CD	1562750	08/21/23		756745192	Purple Sage Embroidery & Award - Cash Disbursement PUSAEM	-	193.79	3,675,901.11
2389	CD	1562754	08/21/23		756745193	Restored By Faith LLC - Cash Disbursement REBYFA	-	140.00	3,675,761.11
2389	CD	1562756	08/21/23		756745194	The Counseling Office of - Cash Disbursement RITDEB	-	11,620.00	3,664,141.11
2389	CD	1562762	08/21/23		756745195	RWC Group - Cash Disbursement RWCINT	-	695.06	3,663,446.05
2389	CD	1562765	08/21/23		756745196	Schuster, Alan - Cash Disbursement SCHALA	-	2,210.00	3,661,236.05
2389	CD	1562767	08/21/23		756745197	Staples Contract & Commerc.Inc - Cash Disbursement STACOM	-	63.42	3,661,172.63
2389	CD	1562771	08/21/23		756745198	Stryker Sales Corporation - Cash Disbursement STSACO	-	727.20	3,660,445.43
2389	CD	1562773	08/21/23		756745199	Town of Prescott Valley - Cash Disbursement TOPRVA	-	1,249.80	3,659,195.63
2389	CD	1562780	08/21/23		756745200	Unisource Energy Services - Cash Disbursement UNENSE	-	110.30	3,659,085.33
2389	CD	1562783	08/21/23		756745201	Verizon Wireless - Cash Disbursement VERWIR	-	4,548.56	3,654,536.77
2389	CD	1562788	08/21/23		756745202	Wonderlic, Inc. - Cash Disbursement WONDER	-	7,860.96	3,646,675.81
2389	CD	1562526	08/21/23		DIR.DEP.PPE.08.12.:	Chase Bank - PR - DIRECT DEPOSIT PPE 8/12/2023	437,112.97	-	4,083,788.78
2382	PR	1558446	08/22/23		28944	Abel, Todd D. - Payroll Bi-Weekly-Direct Deposit 8/22/2023	-	12,004.17	4,071,784.61
2382	PR	1558472	08/22/23		28945	Anglin, Jake J. - Payroll Bi-Weekly-Direct Deposit 8/22/2023	-	996.83	4,070,787.78
2382	PR	1558501	08/22/23		28946	Apolinar, Johnathan R. - Payroll Bi-Weekly-Direct Deposit 8/22/2023	-	2,325.74	4,068,462.04
2382	PR	1558531	08/22/23		28947	Aponte, Anthony M. - Payroll Bi-Weekly-Direct Deposit 8/22/2023	-	1,429.32	4,067,032.72
2382	PR	1558554	08/22/23		28948	Baker, Mark A. - Payroll Bi-Weekly-Direct Deposit 8/22/2023	-	2,305.44	4,064,727.28
2382	PR	1558577	08/22/23		28949	Barnum, Josh M. - Payroll Bi-Weekly-Direct Deposit 8/22/2023	-	2,307.99	4,062,419.29
2382	PR	1558604	08/22/23		28950	Basurto-Cancino, Leobardo - Payroll Bi-Weekly-Direct Deposit 8/22/2023	-	1,792.63	4,060,626.66
2382	PR	1558630	08/22/23		28951	Blair, Wyatt L. - Payroll Bi-Weekly-Direct Deposit 8/22/2023	-	2,198.69	4,058,427.97
2382	PR	1558651	08/22/23		28952	Blum, Rodney A. - Payroll Bi-Weekly-Direct Deposit 8/22/2023	-	1,845.44	4,056,582.53
2382	PR	1558674	08/22/23		28953	Breyer, Samuel H. - Payroll Bi-Weekly-Direct Deposit 8/22/2023	-	1,510.86	4,055,071.67
2382	PR	1558697	08/22/23		28954	Brown Jr, Dennis F. - Payroll Bi-Weekly-Direct Deposit 8/22/2023	-	4,342.07	4,050,729.60

**CAFMA-Central Arizona Fire and Medical**  
GL Account Ledger - Detail By Period  
8/1/2023 through 8/31/2023

Batch	Journal	Entry #	Date	Job	Document	Description	Debits	Credits	Balance
<b>10.1100.0.0.000</b>			<b>CASH WITH YAVAPAI COUNTY (CONTINUED)</b>						
2382	PR	1558722	08/22/23		28955	Brunk, Jacob A. - Payroll Bi-Weekly-Direct Deposit 8/22/2023	\$-	\$2,724.53	\$4,048,005.07
2382	PR	1558747	08/22/23		28956	Buchanan, Ben D. - Payroll Bi-Weekly-Direct Deposit 8/22/2023	-	4,437.67	4,043,567.40
2382	PR	1558769	08/22/23		28957	Bulters, Scott D. - Payroll Bi-Weekly-Direct Deposit 8/22/2023	-	2,620.93	4,040,946.47
2382	PR	1558791	08/22/23		28958	Buntin, Darrell R. - Payroll Bi-Weekly-Direct Deposit 8/22/2023	-	2,145.13	4,038,801.34
2382	PR	1558814	08/22/23		28959	Burch, Brian J. - Payroll Bi-Weekly-Direct Deposit 8/22/2023	-	2,203.92	4,036,597.42
2382	PR	1558845	08/22/23		28960	Burch, Caden C. - Payroll Bi-Weekly-Direct Deposit 8/22/2023	-	2,491.30	4,034,106.12
2382	PR	1558867	08/22/23		28961	Burchard, Benjamin A. - Payroll Bi-Weekly-Direct Deposit 8/22/2023	-	1,334.91	4,032,771.21
2382	PR	1558890	08/22/23		28962	Bushman, James V. - Payroll Bi-Weekly-Direct Deposit 8/22/2023	-	3,311.70	4,029,459.51
2382	PR	1558912	08/22/23		28963	Butler, Jason - Payroll Bi-Weekly-Direct Deposit 8/22/2023	-	2,306.54	4,027,152.97
2382	PR	1558940	08/22/23		28964	Butterfield, Jesse D. - Payroll Bi-Weekly-Direct Deposit 8/22/2023	-	1,684.86	4,025,468.11
2382	PR	1558962	08/22/23		28965	Carothers, Robert C. - Payroll Bi-Weekly-Direct Deposit 8/22/2023	-	5,230.56	4,020,237.55
2382	PR	1558988	08/22/23		28966	Cazaly, Marshall - Payroll Bi-Weekly-Direct Deposit 8/22/2023	-	1,550.90	4,018,686.65
2382	PR	1559008	08/22/23		28967	Clark, Shelly - Payroll Bi-Weekly-Direct Deposit 8/22/2023	-	481.28	4,018,205.37
2382	PR	1559035	08/22/23		28968	Collins, Seth M. - Payroll Bi-Weekly-Direct Deposit 8/22/2023	-	2,812.71	4,015,392.66
2382	PR	1559059	08/22/23		28969	Copenhaver, Douglas J. - Payroll Bi-Weekly-Direct Deposit 8/22/2023	-	2,310.90	4,013,081.76
2382	PR	1559081	08/22/23		28970	Cox, Phillip C. - Payroll Bi-Weekly-Direct Deposit 8/22/2023	-	3,737.23	4,009,344.53
2382	PR	1559105	08/22/23		28971	Croft, Adam J. - Payroll Bi-Weekly-Direct Deposit 8/22/2023	-	1,986.34	4,007,358.19
2382	PR	1559127	08/22/23		28972	Crossman, Eric L. - Payroll Bi-Weekly-Direct Deposit 8/22/2023	-	2,298.15	4,005,060.04
2382	PR	1559152	08/22/23		28973	Cruz, Steven R. - Payroll Bi-Weekly-Direct Deposit 8/22/2023	-	1,802.09	4,003,257.95
2382	PR	1559176	08/22/23		28974	DalCerro, Matthew R. - Payroll Bi-Weekly-Direct Deposit 8/22/2023	-	1,437.87	4,001,820.08
2382	PR	1559201	08/22/23		28975	Davidson, Glenn T. - Payroll Bi-Weekly-Direct Deposit 8/22/2023	-	3,616.22	3,998,203.86
2382	PR	1559225	08/22/23		28976	Davis, Bradley M. - Payroll Bi-Weekly-Direct Deposit 8/22/2023	-	6,064.60	3,992,139.26
2382	PR	1559247	08/22/23		28977	Dawson, Logan J. - Payroll Bi-Weekly-Direct Deposit 8/22/2023	-	1,162.90	3,990,976.36
2382	PR	1559271	08/22/23		28978	Deering, Andrew L. - Payroll Bi-Weekly-Direct Deposit 8/22/2023	-	952.91	3,990,023.45
2382	PR	1559298	08/22/23		28979	DiVall, Nelson - Payroll Bi-Weekly-Direct Deposit 8/22/2023	-	1,572.98	3,988,450.47

**CAFMA-Central Arizona Fire and Medical**  
GL Account Ledger - Detail By Period  
8/1/2023 through 8/31/2023

Batch	Journal	Entry #	Date	Job	Document	Description	Debits	Credits	Balance
<b>10.1100.0.0.000</b>			<b>CASH WITH YAVAPAI COUNTY (CONTINUED)</b>						
2382	PR	1559322	08/22/23		28980	Dibble, Gordon L. - Payroll Bi-Weekly-Direct Deposit 8/22/2023	\$-	\$1,967.88	\$3,986,482.59
2382	PR	1559346	08/22/23		28981	Dixon, Susanne M. - Payroll Bi-Weekly-Direct Deposit 8/22/2023	-	2,445.68	3,984,036.91
2382	PR	1559372	08/22/23		28982	DuCharme, Zachary J. - Payroll Bi-Weekly-Direct Deposit 8/22/2023	-	1,613.08	3,982,423.83
2382	PR	1559393	08/22/23		28983	Duplessis, Robert A. - Payroll Bi-Weekly-Direct Deposit 8/22/2023	-	2,812.24	3,979,611.59
2382	PR	1559418	08/22/23		28984	Dwyer, Jonathan M. - Payroll Bi-Weekly-Direct Deposit 8/22/2023	-	1,969.38	3,977,642.21
2382	PR	1559445	08/22/23		28985	Eckle, Kellan J. - Payroll Bi-Weekly-Direct Deposit 8/22/2023	-	2,594.29	3,975,047.92
2382	PR	1559467	08/22/23		28986	Edwards, David S. - Payroll Bi-Weekly-Direct Deposit 8/22/2023	-	2,823.84	3,972,224.08
2382	PR	1559488	08/22/23		28987	Engel, Nicole - Payroll Bi-Weekly-Direct Deposit 8/22/2023	-	1,022.13	3,971,201.95
2382	PR	1559513	08/22/23		28988	Estrada, Emilio C. - Payroll Bi-Weekly-Direct Deposit 8/22/2023	-	3,101.27	3,968,100.68
2382	PR	1559534	08/22/23		28989	Fast, Teresa A. - Payroll Bi-Weekly-Direct Deposit 8/22/2023	-	1,189.53	3,966,911.15
2382	PR	1559555	08/22/23		28990	Feddema, John J. - Payroll Bi-Weekly-Direct Deposit 8/22/2023	-	3,796.29	3,963,114.86
2382	PR	1559583	08/22/23		28991	Ferris, Ryan M. - Payroll Bi-Weekly-Direct Deposit 8/22/2023	-	2,283.43	3,960,831.43
2382	PR	1559608	08/22/23		28992	Fields, Brody J. - Payroll Bi-Weekly-Direct Deposit 8/22/2023	-	4,166.52	3,956,664.91
2382	PR	1559638	08/22/23		28993	Fournier, Nick T. - Payroll Bi-Weekly-Direct Deposit 8/22/2023	-	3,673.10	3,952,991.81
2382	PR	1559660	08/22/23		28994	Frazier, Antonio - Payroll Bi-Weekly-Direct Deposit 8/22/2023	-	2,904.00	3,950,087.81
2382	PR	1559681	08/22/23		28995	Freeman, Michael - Payroll Bi-Weekly-Direct Deposit 8/22/2023	-	1,680.29	3,948,407.52
2382	PR	1559704	08/22/23		28996	Freitag, Scott A. - Payroll Bi-Weekly-Direct Deposit 8/22/2023	-	4,473.15	3,943,934.37
2382	PR	1559728	08/22/23		28997	Gallman, Timothy B. - Payroll Bi-Weekly-Direct Deposit 8/22/2023	-	1,335.44	3,942,598.93
2382	PR	1559752	08/22/23		28998	Gardea Chaparro, Ivonne - Payroll Bi-Weekly-Direct Deposit 8/22/2023	-	1,087.45	3,941,511.48
2382	PR	1559773	08/22/23		28999	Gentle, Isabel - Payroll Bi-Weekly-Direct Deposit 8/22/2023	-	1,101.00	3,940,410.48
2382	PR	1559799	08/22/23		29000	Gentle, Joshua A. - Payroll Bi-Weekly-Direct Deposit 8/22/2023	-	1,504.92	3,938,905.56
2382	PR	1559824	08/22/23		29001	Gillihan, Jim W. - Payroll Bi-Weekly-Direct Deposit 8/22/2023	-	1,969.97	3,936,935.59
2382	PR	1559848	08/22/23		29002	Ginn, James E. - Payroll Bi-Weekly-Direct Deposit 8/22/2023	-	2,366.63	3,934,568.96
2382	PR	1559871	08/22/23		29003	Goodman, Laurie K. - Payroll Bi-Weekly-Direct Deposit 8/22/2023	-	1,558.42	3,933,010.54
2382	PR	1559903	08/22/23		29004	Gray, JT A. - Payroll Bi-Weekly-Direct Deposit 8/22/2023	-	1,708.98	3,931,301.56
2382	PR	1559930	08/22/23		29005	Guzzo, Nicholas R. - Payroll Bi-Weekly-Direct Deposit 8/22/2023	-	1,773.83	3,929,527.73



**CAFMA-Central Arizona Fire and Medical**  
GL Account Ledger - Detail By Period  
8/1/2023 through 8/31/2023

Batch	Journal	Entry #	Date	Job	Document	Description	Debits	Credits	Balance
<b>10.1100.0.0.000</b>			<b>CASH WITH YAVAPAI COUNTY (CONTINUED)</b>						
2382	PR	1559958	08/22/23		29006	Hall, Jace R. - Payroll Bi-Weekly-Direct Deposit 8/22/2023	\$-	\$2,216.81	\$3,927,310.92
2382	PR	1559987	08/22/23		29007	Hampton, Daniel A. - Payroll Bi-Weekly-Direct Deposit 8/22/2023	-	3,677.91	3,923,633.01
2382	PR	1560011	08/22/23		29008	Harper, Leslie R. - Payroll Bi-Weekly-Direct Deposit 8/22/2023	-	3,890.35	3,919,742.66
2382	PR	1560033	08/22/23		29009	Hlavacek, Evan - Payroll Bi-Weekly-Direct Deposit 8/22/2023	-	2,230.72	3,917,511.94
2382	PR	1560056	08/22/23		29010	Horstman, Stephen W. - Payroll Bi-Weekly-Direct Deposit 8/22/2023	-	3,807.85	3,913,704.09
2382	PR	1560080	08/22/23		29011	Huddleston, Michael B. - Payroll Bi-Weekly-Direct Deposit 8/22/2023	-	3,369.38	3,910,334.71
2382	PR	1560105	08/22/23		29012	Hutchison, Ethan K. - Payroll Bi-Weekly-Direct Deposit 8/22/2023	-	1,698.67	3,908,636.04
2382	PR	1560122	08/22/23		29013	Ingrao, Jory - Payroll Bi-Weekly-Direct Deposit 8/22/2023	-	3,268.19	3,905,367.85
2382	PR	1560152	08/22/23		29014	Isbell, Tienna B. - Payroll Bi-Weekly-Direct Deposit 8/22/2023	-	1,667.37	3,903,700.48
2382	PR	1560179	08/22/23		29015	Jacobson, Terrence L. - Payroll Bi-Weekly-Direct Deposit 8/22/2023	-	2,780.33	3,900,920.15
2382	PR	1560203	08/22/23		29016	Jimenez, Valentin - Payroll Bi-Weekly-Direct Deposit 8/22/2023	-	1,518.66	3,899,401.49
2382	PR	1560225	08/22/23		29017	Johnson, Carrie A. - Payroll Bi-Weekly-Direct Deposit 8/22/2023	-	2,804.28	3,896,597.21
2382	PR	1560252	08/22/23		29018	Jones, Shaun D. - Payroll Bi-Weekly-Direct Deposit 8/22/2023	-	3,072.99	3,893,524.22
2382	PR	1560274	08/22/23		29019	Jordan, Tessa M. - Payroll Bi-Weekly-Direct Deposit 8/22/2023	-	1,030.97	3,892,493.25
2382	PR	1560300	08/22/23		29020	King, Jeremiah D. - Payroll Bi-Weekly-Direct Deposit 8/22/2023	-	3,532.77	3,888,960.48
2382	PR	1560327	08/22/23		29021	Kirk, Jaron J. - Payroll Bi-Weekly-Direct Deposit 8/22/2023	-	1,942.92	3,887,017.56
2382	PR	1560347	08/22/23		29022	Kohler, Travis W. - Payroll Bi-Weekly-Direct Deposit 8/22/2023	-	2,178.89	3,884,838.67
2382	PR	1560374	08/22/23		29023	Kontz, Andrew M. - Payroll Bi-Weekly-Direct Deposit 8/22/2023	-	2,250.41	3,882,588.26
2382	PR	1560400	08/22/23		29024	Kontz, Michael V. - Payroll Bi-Weekly-Direct Deposit 8/22/2023	-	7,551.87	3,875,036.39
2382	PR	1560419	08/22/23		29025	Krizo, Denise M. - Payroll Bi-Weekly-Direct Deposit 8/22/2023	-	959.71	3,874,076.68
2382	PR	1560442	08/22/23		29026	Kuykendall, Jeffery W. - Payroll Bi-Weekly-Direct Deposit 8/22/2023	-	3,781.49	3,870,295.19
2382	PR	1560464	08/22/23		29027	Legge, David B. - Payroll Bi-Weekly-Direct Deposit 8/22/2023	-	2,682.61	3,867,612.58
2382	PR	1560488	08/22/23		29028	Litchfield, Ronald K. - Payroll Bi-Weekly-Direct Deposit 8/22/2023	-	2,366.64	3,865,245.94
2382	PR	1560509	08/22/23		29029	Lopeman, Keith A. - Payroll Bi-Weekly-Direct Deposit 8/22/2023	-	2,145.96	3,863,099.98
2382	PR	1560530	08/22/23		29030	Lopez, Nelson P. - Payroll Bi-Weekly-Direct Deposit 8/22/2023	-	1,533.91	3,861,566.07



**CAFMA-Central Arizona Fire and Medical**  
GL Account Ledger - Detail By Period  
8/1/2023 through 8/31/2023

Batch	Journal	Entry #	Date	Job	Document	Description	Debits	Credits	Balance
<b>10.1100.0.0.000</b>			<b>CASH WITH YAVAPAI COUNTY (CONTINUED)</b>						
2382	PR	1560557	08/22/23		29031	Lund, Kyle L. - Payroll Bi-Weekly-Direct Deposit 8/22/2023	\$-	\$1,930.07	\$3,859,636.00
2382	PR	1560581	08/22/23		29032	Lynch, Peter J. - Payroll Bi-Weekly-Direct Deposit 8/22/2023	-	1,702.86	3,857,933.14
2382	PR	1560606	08/22/23		29033	Lys, Damian P. - Payroll Bi-Weekly-Direct Deposit 8/22/2023	-	2,741.31	3,855,191.83
2382	PR	1560627	08/22/23		29034	Madden, James P. - Payroll Bi-Weekly-Direct Deposit 8/22/2023	-	1,288.61	3,853,903.22
2382	PR	1560648	08/22/23		29035	Mauldin, Karen S. - Payroll Bi-Weekly-Direct Deposit 8/22/2023	-	2,680.19	3,851,223.03
2382	PR	1560672	08/22/23		29036	Mauldin, Mark E. - Payroll Bi-Weekly-Direct Deposit 8/22/2023	-	3,121.20	3,848,101.83
2382	PR	1560687	08/22/23		29037	Mazon, Joshua M. - Payroll Bi-Weekly-Direct Deposit 8/22/2023	-	2,109.01	3,845,992.82
2382	PR	1560714	08/22/23		29038	McCarthy, Nicholas A. - Payroll Bi-Weekly-Direct Deposit 8/22/2023	-	2,914.13	3,843,078.69
2382	PR	1560740	08/22/23		29039	McCarty, Daniel L. - Payroll Bi-Weekly-Direct Deposit 8/22/2023	-	5,303.88	3,837,774.81
2382	PR	1560765	08/22/23		29040	McFadden, Matthew C. - Payroll Bi-Weekly-Direct Deposit 8/22/2023	-	1,433.84	3,836,340.97
2382	PR	1560794	08/22/23		29041	McFadden, Michael J. - Payroll Bi-Weekly-Direct Deposit 8/22/2023	-	4,802.28	3,831,538.69
2382	PR	1560822	08/22/23		29042	McIntire, Jacob V. - Payroll Bi-Weekly-Direct Deposit 8/22/2023	-	3,406.66	3,828,132.03
2382	PR	1560848	08/22/23		29043	Merrill, Eric R. - Payroll Bi-Weekly-Direct Deposit 8/22/2023	-	2,920.99	3,825,211.04
2382	PR	1560873	08/22/23		29044	Moore, Aaron J. - Payroll Bi-Weekly-Direct Deposit 8/22/2023	-	2,177.35	3,823,033.69
2382	PR	1560902	08/22/23		29045	Moore, Ryan T. - Payroll Bi-Weekly-Direct Deposit 8/22/2023	-	4,937.48	3,818,096.21
2382	PR	1560930	08/22/23		29046	Muniz, Thomas E. - Payroll Bi-Weekly-Direct Deposit 8/22/2023	-	2,722.80	3,815,373.41
2382	PR	1560951	08/22/23		29047	Murphey, Patricia D. - Payroll Bi-Weekly-Direct Deposit 8/22/2023	-	3,202.91	3,812,170.50
2382	PR	1560980	08/22/23		29048	Nall, William T. - Payroll Bi-Weekly-Direct Deposit 8/22/2023	-	1,706.34	3,810,464.16
2382	PR	1561005	08/22/23		29049	Nelson, Michael J. - Payroll Bi-Weekly-Direct Deposit 8/22/2023	-	1,658.43	3,808,805.73
2382	PR	1561035	08/22/23		29050	Niemynski, Doug T. - Payroll Bi-Weekly-Direct Deposit 8/22/2023	-	10,194.80	3,798,610.93
2382	PR	1561061	08/22/23		29051	Nolan, Jason K. - Payroll Bi-Weekly-Direct Deposit 8/22/2023	-	3,043.05	3,795,567.88
2382	PR	1561083	08/22/23		29052	O'Neil, Kevin T. - Payroll Bi-Weekly-Direct Deposit 8/22/2023	-	1,893.90	3,793,673.98
2382	PR	1561112	08/22/23		29053	Olson, Rick C. - Payroll Bi-Weekly-Direct Deposit 8/22/2023	-	4,065.60	3,789,608.38
2382	PR	1561136	08/22/23		29054	Overmyer, Titus C. - Payroll Bi-Weekly-Direct Deposit 8/22/2023	-	1,535.03	3,788,073.35
2382	PR	1561156	08/22/23		29055	Parra, Dustin A. - Payroll Bi-Weekly-Direct Deposit 8/22/2023	-	3,027.25	3,785,046.10

**CAFMA-Central Arizona Fire and Medical**  
GL Account Ledger - Detail By Period  
8/1/2023 through 8/31/2023

Batch	Journal	Entry #	Date	Job	Document	Description	Debits	Credits	Balance
<b>10.1100.0.0.000</b>			<b>CASH WITH YAVAPAI COUNTY (CONTINUED)</b>						
2382	PR	1561175	08/22/23		29056	Peckham, Christopher D. - Payroll Bi-Weekly-Direct Deposit 8/22/2023	\$-	\$2,006.38	\$3,783,039.72
2382	PR	1561201	08/22/23		29057	Pena, Christopher D. - Payroll Bi-Weekly-Direct Deposit 8/22/2023	-	2,630.99	3,780,408.73
2382	PR	1561231	08/22/23		29058	Perez, Anthony R. - Payroll Bi-Weekly-Direct Deposit 8/22/2023	-	2,450.33	3,777,958.40
2382	PR	1561254	08/22/23		29059	Perkins, Shane M. - Payroll Bi-Weekly-Direct Deposit 8/22/2023	-	2,017.57	3,775,940.83
2382	PR	1561281	08/22/23		29060	Poliakon, Brett M. - Payroll Bi-Weekly-Direct Deposit 8/22/2023	-	3,354.00	3,772,586.83
2382	PR	1561308	08/22/23		29061	Pope, Michael V. - Payroll Bi-Weekly-Direct Deposit 8/22/2023	-	1,848.62	3,770,738.21
2382	PR	1561335	08/22/23		29062	Postula, Justin M. - Payroll Bi-Weekly-Direct Deposit 8/22/2023	-	3,800.04	3,766,938.17
2382	PR	1561362	08/22/23		29063	Postula, Karl A. - Payroll Bi-Weekly-Direct Deposit 8/22/2023	-	4,160.66	3,762,777.51
2382	PR	1561382	08/22/23		29064	Prange, Ross L. - Payroll Bi-Weekly-Direct Deposit 8/22/2023	-	4,177.95	3,758,599.56
2382	PR	1561407	08/22/23		29065	Pruitt, Robert E. - Payroll Bi-Weekly-Direct Deposit 8/22/2023	-	3,307.36	3,755,292.20
2382	PR	1561431	08/22/23		29066	Rafters, William C. - Payroll Bi-Weekly-Direct Deposit 8/22/2023	-	1,729.95	3,753,562.25
2382	PR	1561454	08/22/23		29067	Redfern, Joshua L. - Payroll Bi-Weekly-Direct Deposit 8/22/2023	-	1,996.06	3,751,566.19
2382	PR	1561479	08/22/23		29068	Reeves, Katherine D. - Payroll Bi-Weekly-Direct Deposit 8/22/2023	-	1,276.62	3,750,289.57
2382	PR	1561503	08/22/23		29069	Rendl, Robert A. - Payroll Bi-Weekly-Direct Deposit 8/22/2023	-	8,461.55	3,741,828.02
2382	PR	1561528	08/22/23		29070	Reyes, Adam N. - Payroll Bi-Weekly-Direct Deposit 8/22/2023	-	2,053.77	3,739,774.25
2382	PR	1561545	08/22/23		29071	Roberts, Jerry R. - Payroll Bi-Weekly-Direct Deposit 8/22/2023	-	2,142.34	3,737,631.91
2382	PR	1561572	08/22/23		29072	Rocha, Edgar O. - Payroll Bi-Weekly-Direct Deposit 8/22/2023	-	1,395.69	3,736,236.22
2382	PR	1561600	08/22/23		29073	Roche, Benjamin H. - Payroll Bi-Weekly-Direct Deposit 8/22/2023	-	4,067.76	3,732,168.46
2382	PR	1561623	08/22/23		29074	Rose, Cody S. - Payroll Bi-Weekly-Direct Deposit 8/22/2023	-	3,588.71	3,728,579.75
2382	PR	1561656	08/22/23		29075	Runo, Kyle E. - Payroll Bi-Weekly-Direct Deposit 8/22/2023	-	2,261.54	3,726,318.21
2382	PR	1561683	08/22/23		29076	Ryan, Keith M. - Payroll Bi-Weekly-Direct Deposit 8/22/2023	-	1,514.48	3,724,803.73
2382	PR	1561704	08/22/23		29077	Scaife, Domenic J. - Payroll Bi-Weekly-Direct Deposit 8/22/2023	-	3,065.72	3,721,738.01
2382	PR	1561728	08/22/23		29078	Schiffmacher, Gerald - Payroll Bi-Weekly-Direct Deposit 8/22/2023	-	1,904.56	3,719,833.45
2382	PR	1561749	08/22/23		29079	Schuster Jr., Alan J. - Payroll Bi-Weekly-Direct Deposit 8/22/2023	-	7,784.03	3,712,049.42
2382	PR	1561770	08/22/23		29080	Seets, James W. - Payroll Bi-Weekly-Direct Deposit 8/22/2023	-	1,819.90	3,710,229.52

**CAFMA-Central Arizona Fire and Medical**  
GL Account Ledger - Detail By Period  
8/1/2023 through 8/31/2023

Batch	Journal	Entry #	Date	Job	Document	Description	Debits	Credits	Balance
<b>10.1100.0.0.000</b>			<b>CASH WITH YAVAPAI COUNTY (CONTINUED)</b>						
2382	PR	1561798	08/22/23		29081	Sheldon, Wesley K. - Payroll Bi-Weekly-Direct Deposit 8/22/2023	\$-	\$2,579.37	\$3,707,650.15
2382	PR	1561819	08/22/23		29082	Sherman, Kylee N. - Payroll Bi-Weekly-Direct Deposit 8/22/2023	-	1,006.23	3,706,643.92
2382	PR	1561842	08/22/23		29083	Sims, Lacie J. - Payroll Bi-Weekly-Direct Deposit 8/22/2023	-	1,429.15	3,705,214.77
2382	PR	1561869	08/22/23		29084	Smith, Jacob A. - Payroll Bi-Weekly-Direct Deposit 8/22/2023	-	956.23	3,704,258.54
2382	PR	1561899	08/22/23		29085	Smith, Russell - Payroll Bi-Weekly-Direct Deposit 8/22/2023	-	4,070.06	3,700,188.48
2382	PR	1561921	08/22/23		29086	Smith, Travis L. - Payroll Bi-Weekly-Direct Deposit 8/22/2023	-	2,736.77	3,697,451.71
2382	PR	1561946	08/22/23		29087	Smith, Kristopher A. - Payroll Bi-Weekly-Direct Deposit 8/22/2023	-	2,931.59	3,694,520.12
2382	PR	1561971	08/22/23		29088	Snyder, Timothy E. - Payroll Bi-Weekly-Direct Deposit 8/22/2023	-	3,342.01	3,691,178.11
2382	PR	1561993	08/22/23		29089	Stewart, Jeff - Payroll Bi-Weekly-Direct Deposit 8/22/2023	-	1,979.34	3,689,198.77
2382	PR	1562021	08/22/23		29090	Stooks, Wallace C. - Payroll Bi-Weekly-Direct Deposit 8/22/2023	-	7,562.58	3,681,636.19
2382	PR	1562045	08/22/23		29091	Stretton, Garrett M. - Payroll Bi-Weekly-Direct Deposit 8/22/2023	-	1,313.57	3,680,322.62
2382	PR	1562069	08/22/23		29092	Tharp, David S. - Payroll Bi-Weekly-Direct Deposit 8/22/2023	-	3,363.76	3,676,958.86
2382	PR	1562093	08/22/23		29093	Thompson, Jacob S. - Payroll Bi-Weekly-Direct Deposit 8/22/2023	-	2,388.44	3,674,570.42
2382	PR	1562122	08/22/23		29094	Tillich, Timothy A. - Payroll Bi-Weekly-Direct Deposit 8/22/2023	-	1,703.95	3,672,866.47
2382	PR	1562139	08/22/23		29095	Tirpak, Darrell J. - Payroll Bi-Weekly-Direct Deposit 8/22/2023	-	2,887.33	3,669,979.14
2382	PR	1562163	08/22/23		29096	Trask, Ryan A. - Payroll Bi-Weekly-Direct Deposit 8/22/2023	-	4,917.16	3,665,061.98
2382	PR	1562189	08/22/23		29097	Trujillo, Erik J. - Payroll Bi-Weekly-Direct Deposit 8/22/2023	-	2,000.62	3,663,061.36
2382	PR	1562212	08/22/23		29098	Turner, Kenneth R. - Payroll Bi-Weekly-Direct Deposit 8/22/2023	-	1,882.73	3,661,178.63
2382	PR	1562232	08/22/23		29099	VanTuyt, Jonah D. - Payroll Bi-Weekly-Direct Deposit 8/22/2023	-	2,914.66	3,658,263.97
2382	PR	1562259	08/22/23		29100	Vanatta, Justin B. - Payroll Bi-Weekly-Direct Deposit 8/22/2023	-	1,752.23	3,656,511.74
2382	PR	1562286	08/22/23		29101	Wagner, Adam D. - Payroll Bi-Weekly-Direct Deposit 8/22/2023	-	3,400.03	3,653,111.71
2382	PR	1562309	08/22/23		29102	Wittenberg, David J. - Payroll Bi-Weekly-Direct Deposit 8/22/2023	-	2,444.25	3,650,667.46
2382	PR	1562336	08/22/23		29103	Zazueta, Robert P. - Payroll Bi-Weekly-Direct Deposit 8/22/2023	-	3,991.65	3,646,675.81
2403	CR	1563106	08/24/23		0056764242	RUNO, KYLE -	212.67	-	3,646,888.48
2403	CR	1563100	08/24/23		0510609995	MOORE, SCOTT -	14.68	-	3,646,903.16
2403	CR	1563099	08/24/23		099342	Priority Ambulance -	18,819.39	-	3,665,722.55
2403	CR	1563101	08/24/23		107961	Williams Fire Department -	48.78	-	3,665,771.33

**CAFMA-Central Arizona Fire and Medical**  
GL Account Ledger - Detail By Period  
8/1/2023 through 8/31/2023

Batch	Journal	Entry #	Date	Job	Document	Description	Debits	Credits	Balance
<b>10.1100.0.0.000</b>			<b>CASH WITH YAVAPAI COUNTY (CONTINUED)</b>						
2403	CR	1563102	08/24/23		56548	Viscardi, Karen -	\$301.00	\$-	\$3,666,072.33
2403	CR	1563103	08/24/23		56548	Brookins, Patty -	250.00	-	3,666,322.33
2403	CR	1563104	08/24/23		56548	DeJoria, Dana -	150.00	-	3,666,472.33
2403	CR	1563105	08/24/23		56548	Smith, Andrea -	86.70	-	3,666,559.03
2401	CR	1563050	08/28/23		16398	PLANS REVIEW -	308.00	-	3,666,867.03
2404	CR	1563127	08/28/23		16399	PLANS REVIEW -	308.00	-	3,667,175.03
2404	CR	1563129	08/28/23		16401	PLANS REVIEW -	308.00	-	3,667,483.03
2404	CR	1563130	08/28/23		16402	PLANS REVIEW -	483.00	-	3,667,966.03
2404	CR	1563132	08/28/23		16403	PLANS REVIEW -	308.00	-	3,668,274.03
2401	CR	1563043	08/28/23		16447	PLANS REVIEW -	458.00	-	3,668,732.03
2404	CR	1563128	08/28/23		16468	PLANS REVIEW -	458.00	-	3,669,190.03
2401	CR	1563049	08/28/23		16470	PLANS REVIEW -	125.00	-	3,669,315.03
2401	CR	1563048	08/28/23		16471	PLANS REVIEW -	458.00	-	3,669,773.03
2401	CR	1563045	08/28/23		16472	PLANS REVIEW -	683.00	-	3,670,456.03
2401	CR	1563046	08/28/23		16472	PLANS REVIEW -	683.00	-	3,671,139.03
2401	CR	1563047	08/28/23		16472	PLANS REVIEW -	683.00	-	3,671,822.03
2401	CR	1563044	08/28/23		16473	PLANS REVIEW -	108.00	-	3,671,930.03
2401	CR	1563042	08/28/23		16475	PLANS REVIEW -	108.00	-	3,672,038.03
2404	CR	1563131	08/28/23		16493	PLANS REVIEW -	125.00	-	3,672,163.03
2404	CR	1563133	08/28/23		16495	PLANS REVIEW -	108.00	-	3,672,271.03
2404	CR	1563126	08/28/23		2993	BAKER, KATHLEEN -	3,245.03	-	3,675,516.06
2401	CR	1563041	08/28/23		CASH	MISCELLANEOUS INCOME -	20.00	-	3,675,536.06
2404	CR	1563134	08/28/23		CASH	Fire Prevention Permits -	158.00	-	3,675,694.06
2416	CR	1570897	08/30/23		0072834806	SKYVIEW SCHOOL -	78.41	-	3,675,772.47
2416	CR	1570896	08/30/23		0072862711	SKYVIEW SCHOOL -	78.42	-	3,675,850.89
2416	CR	1570903	08/30/23		010226	TOWN OF DEWEY-HUMBOLDT -	1,599.00	-	3,677,449.89
2416	CR	1570892	08/30/23		0510610125	POLACEK, JEFF -	1,609.25	-	3,679,059.14
2416	CR	1570893	08/30/23		0510610126	POLACEK, JEFF -	1,609.25	-	3,680,668.39
2419	CR	1571073	08/30/23		0930096	AZ Dept of Forestry & Fire Mgt -	93,973.79	-	3,774,642.18
2419	CR	1571074	08/30/23		0931225	AZ Dept of Forestry & Fire Mgt -	147,079.04	-	3,921,721.22
2419	CR	1571072	08/30/23		0933314	ARIZONA STATE FORESTRY -	2,997.00	-	3,924,718.22
2416	CR	1570895	08/30/23		099520	Priority Ambulance -	134,084.93	-	4,058,803.15
2418	CR	1571063	08/30/23		1101	MISCELLANEOUS INCOME -	300.00	-	4,059,103.15
2416	CR	1570905	08/30/23		1270	CURTIS, DAVID -	87.96	-	4,059,191.11
2418	CR	1571061	08/30/23		16404	PLANS REVIEW -	125.00	-	4,059,316.11
2418	CR	1571062	08/30/23		16405	PLANS REVIEW -	125.00	-	4,059,441.11
2418	CR	1571059	08/30/23		16494	PLANS REVIEW -	458.00	-	4,059,899.11
2418	CR	1571060	08/30/23		16496	PLANS REVIEW -	125.00	-	4,060,024.11
2416	CR	1570894	08/30/23		16786	PINE-STRAWBERRY FIRE DISTRICT -	2,186.62	-	4,062,210.73
2418	CR	1571057	08/30/23		240183	7710 Insurance Company -	2,098.53	-	4,064,309.26
2416	CR	1570898	08/30/23		320581	Town of Prescott Valley -	3,000.00	-	4,067,309.26
2416	CR	1570900	08/30/23		40433234	YAVAPAI CO SHERIFF'S OFFICE -	18,276.56	-	4,085,585.82
2419	CR	1571071	08/30/23		4443	PRESCOTT AREA WILDLAND URBAN I -	1,861.11	-	4,087,446.93
2416	CR	1570902	08/30/23		5053	Williamson Valley Fire -	7,820.00	-	4,095,266.93
2416	CR	1570904	08/30/23		6303	Findlay Toyota Center -	721.00	-	4,095,987.93

**CAFMA-Central Arizona Fire and Medical**  
GL Account Ledger - Detail By Period  
8/1/2023 through 8/31/2023

Batch	Journal	Entry #	Date	Job	Document	Description	Debits	Credits	Balance
<b>10.1100.0.0.000</b>			<b>CASH WITH YAVAPAI COUNTY (CONTINUED)</b>						
2418	CR	1571058	08/30/23		695401	MISCELLANEOUS INCOME -	\$1,071.03	\$-	\$4,097,058.96
2416	CR	1570899	08/30/23		706601425	Yarnell Fire District -	511.12	-	4,097,570.08
2416	CR	1570901	08/30/23		77463	PAYSON FIRE DEPARTMENT -	3,907.19	-	4,101,477.27
2419	CR	1571075	08/30/23		834000085	Blue Ridge Fire -	1,685.46	-	4,103,162.73
2417	CR	1571055	08/31/23		57689	Fire Prevention Permits -	97.00	-	4,103,259.73
2424	CD	1571174	08/31/23		756745203	A2Z Home Center, LLC - Cash Disbursement A2ZHOM	-	35.91	4,103,223.82
2424	CD	1571177	08/31/23		756745204	American Express, Inc. - Cash Disbursement AMEEXP	-	83,791.40	4,019,432.42
2424	CD	1571509	08/31/23		756745224	Auto Trim Plus LLC - Cash Disbursement AUTRPL	-	2,375.19	4,017,057.23
2424	CD	1571516	08/31/23		756745225	Best Pick Disposal, Inc - Cash Disbursement BEPIDI	-	537.87	4,016,519.36
2424	CD	1571525	08/31/23		756745226	Bound Tree Medical LLC - Cash Disbursement BOTRME	-	8,931.53	4,007,587.83
2424	CD	1571571	08/31/23		756745229	Brookins, Patty - Cash Disbursement BROPAT	-	250.00	4,007,337.83
2424	CD	1571573	08/31/23		756745230	Sparklight - Cash Disbursement CABONE	-	55.54	4,007,282.29
2424	CD	1571576	08/31/23		756745231	CAFMA Petty Cash - Cash Disbursement CAPECA	-	164.60	4,007,117.69
2424	CD	1571589	08/31/23		756745232	Chase Bank - Cash Disbursement CHASE	-	777,344.47	3,229,773.22
2424	CD	1571616	08/31/23		756745234	City of Prescott - Cash Disbursement CITPRE	-	52,294.99	3,177,478.23
2424	CD	1571618	08/31/23		756745235	CSTOR - Cash Disbursement CUSSTO	-	7,817.02	3,169,661.21
2424	CD	1571622	08/31/23		756745236	L.N. Curtis & Sons - Cash Disbursement CUTOHE	-	12,973.37	3,156,687.84
2424	CD	1571642	08/31/23		756745238	Diligent Corporation - Cash Disbursement DILCOR	-	2,707.31	3,153,980.53
2424	CD	1571645	08/31/23		756745239	Driven Auto Accessories - Cash Disbursement DRAUAC	-	9,258.46	3,144,722.07
2424	CD	1571650	08/31/23		756745240	FAS-BREAK INC - Cash Disbursement FABRIN	-	89.00	3,144,633.07
2424	CD	1571653	08/31/23		756745241	FACTORY MOTOR PARTS - Cash Disbursement FAMOPA	-	99.54	3,144,533.53
2424	CD	1571670	08/31/23		756745242	FEDEX - Cash Disbursement FEDEXP	-	21.65	3,144,511.88
2424	CD	1571672	08/31/23		756745243	Foremost Promotions - Cash Disbursement FORPRO	-	2,771.32	3,141,740.56
2424	CD	1571685	08/31/23		756745244	Freightliner of AZ, LLC - Cash Disbursement FROFAR	-	2,223.73	3,139,516.83
2424	CD	1571701	08/31/23		756745245	Michael M. Golightly & Assoc - Cash Disbursement GOLMIC	-	2,810.29	3,136,706.54
2424	CD	1571705	08/31/23		756745246	W.W. Grainger, Inc - Cash Disbursement GRAING	-	53.79	3,136,652.75
2424	CD	1571708	08/31/23		756745247	Healthcare Medical Waste Svcs - Cash Disbursement HEMEWA	-	195.00	3,136,457.75
2424	CD	1571710	08/31/23		756745248	JLS Tools, LLC - Cash Disbursement MACTOO	-	151.68	3,136,306.07
2424	CD	1571713	08/31/23		756745249	Manzanita Landscaping, Inc - Cash Disbursement MANLAN	-	397.38	3,135,908.69
2424	CD	1571716	08/31/23		756745250	Matheson Tri-Gas, Inc - Cash Disbursement MATTRI	-	381.82	3,135,526.87
2424	CD	1571721	08/31/23		756745251	Neumann High Country Doors - Cash Disbursement NEUHCD	-	559.26	3,134,967.61
2424	CD	1571727	08/31/23		756745252	FULTON, DONALD - Cash Disbursement ONETIM	-	85.73	3,134,881.88
2424	CD	1571729	08/31/23		756745253	LIFE AND PROPERTY SAFETY - Cash Disbursement ONETIM	-	121.00	3,134,760.88
2424	CD	1571731	08/31/23		756745254	O'Reilly Auto Parts - Cash Disbursement ORAUPA	-	1,476.47	3,133,284.41
2424	CD	1571744	08/31/23		756745255	Pacific Office Automation - Cash Disbursement PAOFAU	-	3,321.26	3,129,963.15
2424	CD	1571753	08/31/23		756745256	PAPETTI SAMUELS WEISS MCKIRGAN - Cash Disbursement PASAWE	-	950.00	3,129,013.15
2424	CD	1571755	08/31/23		756745257	Prescott Steel & Welding - Cash Disbursement PRSTWE	-	429.01	3,128,584.14
2424	CD	1571766	08/31/23		756745258	KUTAK ROCK LLP - Cash Disbursement ROCKUT	-	16,293.40	3,112,290.74

CAFMA-Central Arizona Fire and Medical

GL Account Ledger - Detail By Period

8/1/2023 through 8/31/2023

Batch	Journal	Entry #	Date	Job	Document	Description	Debits	Credits	Balance
10.1100.0.0.000			CASH WITH YAVAPAI COUNTY (CONTINUED)						
2424	CD	1571768	08/31/23		756745259	RORICK, NORM - Cash Disbursement RORNOR	\$-	\$428.10	\$3,111,862.64
2424	CD	1571770	08/31/23		756745260	RWC Group - Cash Disbursement RWCINT	-	6,486.81	3,105,375.83
2424	CD	1571780	08/31/23		756745261	Besonson Tools LLC - Cash Disbursement SNONTO	-	9.16	3,105,366.67
2424	CD	1571783	08/31/23		756745262	State 48 Recycling Inc - Cash Disbursement ST48RE	-	160.00	3,105,206.67
2424	CD	1571785	08/31/23		756745263	Staples Contract & Commmerc.Inc - Cash Disbursement STACOM	-	999.06	3,104,207.61
2424	CD	1571788	08/31/23		756745264	D.G.Shoemaker & Associates Inc - Cash Disbursement SUNSUP	-	783.48	3,103,424.13
2424	CD	1571791	08/31/23		756745265	Town of Prescott Valley - Cash Disbursement TOPRVA	-	94.64	3,103,329.49
2424	CD	1571793	08/31/23		756745266	Unisource Energy Services - Cash Disbursement UNENSE	-	324.54	3,103,004.95
2424	CD	1571804	08/31/23		756745267	United Disposal, Inc - Cash Disbursement UNIDIS	-	264.00	3,102,740.95
2424	CD	1571806	08/31/23		756745268	Viscardi, Karen - Cash Disbursement VISKAR	-	301.00	3,102,439.95
2424	CD	1571808	08/31/23		756745269	Wex Bank - Cash Disbursement WEXBAN	-	21,232.14	3,081,207.81
2424	CD	1571810	08/31/23		756745270	Yavapai Co Comm. College Distr - Cash Disbursement YAVCOL	-	26,136.00	3,055,071.81
2424	CD	1571812	08/31/23		756745271	YORK CHRYSLER DODGE JEEP RAM - Cash Disbursement YORK	-	2,051.36	3,053,020.45
2391	GJ	1562801	08/31/23		Cash With Yav Cty	Fire Authority Funding	85,784.41	-	3,138,804.86
2425	GJ	1571827	08/31/23		Cash With Yav Cty	GF Interest Revenue - August, 2023	25,482.41	-	3,164,287.27
2427	GJ	1571831	08/31/23		Cash With Yav Cty	To Record CK #756744143 Originally Voided	-	9.10	3,164,278.17
2424	CD	1571597	08/31/23		DIR.DEP.PPE.08.26..	Chase Bank - PR - DIRECT DEPOSIT PPE 8/26/2023	418,148.18	-	3,582,426.35
CASH WITH YAVAPAI COUNTY TOTALS:							<b>\$2,031,139.28</b>	<b>\$4,334,402.46</b>	<b>\$3,582,426.35</b>
TOTAL OF LEDGER:							<b>\$2,031,139.28</b>	<b>\$4,334,402.46</b>	<b>\$3,582,426.35</b>

**CAFMA-Central Arizona Fire and Medical**  
GL Trial Balance Worksheet  
For The Period of 8/1/2023 through 8/31/2023

Account	Description	Balances				Adjustments
		Beginning	Debits	Credits	Ending	
10.1100.0.0.000	Cash with Yavapai County	\$5,885,689.53	\$2,031,139.28	\$4,334,402.46	\$3,582,426.35	
TOTALS:		<u>\$5,885,689.53</u>	<u>\$2,031,139.28</u>	<u>\$4,334,402.46</u>	<u>\$3,582,426.35</u>	

\* Inactive accounts are marked and appear in grey.

**PSPRS Contingency Reserve Fund FY 23-24**

[illegible]



## SAMPLE

### Central Arizona Fire and Medical Authority

#### FIRE PROTECTION SERVICES AGREEMENT

This Fire Protection Agreement is made effective \_\_\_\_\_, between the Central Arizona Fire and Medical Authority, a political subdivision of the State of Arizona, hereinafter referred to as "AGENCY" and \_\_\_\_\_, hereinafter referred to as the "Applicant." The property under consideration is described as:

Street Address:

Mailing Address:

Contact Phone Number:

Yavapai County Assessor's Parcel Number:

IT IS THEREFORE MUTUALLY UNDERSTOOD AND AGREED AS FOLLOWS:

1) Purpose. AGENCY shall provide fire protection and limited emergency medical services under the terms of this Agreement.

2) Duration and Renewal. The effective term of this Agreement shall be from \_\_\_\_\_ through **June 30, 2019**. The provisions of this Agreement shall renew automatically on July 1 of each year for consecutive one-year terms, unless either party pursues termination of the Agreement pursuant to Paragraph 11.

3) Services Provided. Fire Suppression, Emergency Rescue, and limited Emergency Medical Services (collectively "Emergency Services") will be provided under this Agreement. Unless the Incident Commander (senior AGENCY Officer present) requests additional help, AGENCY shall provide a standard response as determined by AGENCY dispatch protocols on each emergency call from the Applicant, subject to conditions below.

It is intended that the Emergency Services provided under this Agreement shall be made available to the individuals residing at the property described in the Preamble above (the "Property") or invitees of said residents (collectively, "Service Recipients") in conjunction with the above-referenced Property irrespective of whether the Property is owner-occupied or leased. While the Applicant shall be responsible for all fees assessed under this Agreement, AGENCY also reserves the right to invoice any actual Service Recipient for the services provided under this Agreement, according to the fee schedule adopted by AGENCY, as amended from time to time. Said billing shall be in addition to the service fee charged under this Agreement.

In providing services under this Agreement, AGENCY reserves the right to involve such other jurisdictions and EMS or suppression service providers as it deems necessary, consistent with its then current protocol. No assurances are made as to

whether, or to what extent, any such third party providers will respond. Applicant and Service Recipients may be responsible for any additional charges assessed by such other service providers.

Applicant herein acknowledges that AGENCY alone will determine its response to any given incident and that AGENCY alone will determine the number of units and personnel responding to such incident. Applicant further acknowledges that such response is subject to, among others and without limitation, any unforeseen circumstance, a major fire, other accidents, conflicting concurrent calls, reduction in force, road closure, poor road conditions, acts of God, or other situations in which there is a shortage of manpower or equipment. Applicant understands that the response time will likely be extended beyond that which might be regularly expected elsewhere within the jurisdictional boundaries of AGENCY by reason of the distance to and isolation of the Applicant's Property, the limited manpower available, access limitations, road conditions, and the other calls within AGENCY that may take priority, and Applicant hereby consents to the same. In addition, Applicant acknowledges and agrees that AGENCY's response and effectiveness may be limited by a lack of adequate water supply.

Applicant acknowledges and agrees that AGENCY may, in its sole discretion, give priority to other emergency calls either within AGENCY's jurisdictional boundaries or outside AGENCY boundaries, potentially causing a delay in response time. Further, Applicant acknowledges and agrees that AGENCY may, in conjunction with any call to the Property, respond with insufficient equipment or manpower on occasion, either by reason of limited manpower, equipment availability, resource allocation, or by reason of the limited information having been made available to AGENCY in conjunction with the determination of the appropriate response.

Applicant hereby acknowledges that no assurances are given or warranties made as to the response time or service level that will be offered, and agrees to hold the AGENCY harmless from and indemnify AGENCY for any and all damages which might be incurred by Applicant, Service Recipient, to Applicant's Property or to any third party's property or person, including that of any Service Recipient, by reason of extended response times, reduced equipment or manpower response, the decision to involve other service providers, failure to involve other jurisdictions or service providers, AGENCY's decision to allocate resources elsewhere either inside or outside of AGENCY's jurisdictional boundaries, the allocation of manpower or equipment, or other operational decisions which might result in delay or additional loss of life or property.

Further, Applicant acknowledges and agrees that AGENCY shall not be liable for the negligent act or omission of any third party service provider. Applicant also agrees that AGENCY is under no obligation to transport any Service Recipient. Applicant acknowledges that AGENCY does not hold a Certificate of Necessity and does NOT provide ambulance or non-emergency transport services, and that transport services are typically provided through a third party. Applicant, Service Recipient, or both, shall be solely responsible for any and all expenses associated with any transport services utilized by either.

4) Response Time. AGENCY shall make reasonable efforts to respond to Applicant's emergency calls in a manner consistent with then-current agency protocol, subject to the terms and conditions set forth in this Agreement. Applicant hereby acknowledges that response times are subject to variations due to existing weather conditions, road conditions, travel distance, traffic conditions, property identification, conflicting responses, equipment and manpower availability or allocation, and access to Applicant's Property. Applicant acknowledges that because of the substantial distance involved, the minimum response time likely to be experienced by Applicant may exceed that of other recipients within the jurisdictional boundaries of AGENCY, and that no assurances are given by the AGENCY as to what ISO rating might apply to the Applicant's Property.

5) Routing Information. Applicant agrees that it shall provide AGENCY with current routing information to Applicant's Property in a form acceptable to AGENCY Fire Chief, and will endeavor to inform all occupants of subject Property of the proper procedures to follow in case of fire.

6) Access. Applicant hereby specifically acknowledges that standard access roads sufficient to allow AGENCY fire equipment to reach the scenes of emergency calls are a significant factor in AGENCY's ability to respond to emergency calls within a reasonable and expeditious time. If access roadways are not maintained by other public service agencies, the responsibility of providing and maintaining adequate access rests solely with Applicant. Applicant hereby agrees to hold AGENCY harmless from and to fully indemnify AGENCY for any liability or damages arising from any delay which might occur by reason of limited, inadequate or poorly maintained access, inadequate address or access description, or failure of Applicant or the Property to comply with applicable fire codes, building codes, zoning codes or recommendations or requirements made by any agency or AGENCY.

Applicant hereby grants to AGENCY the right of ingress and egress and to enter upon Applicant's Property for purposes of conducting inspections to determine accessibility, and to observe any other matters which may affect AGENCY's ability to provide services under this Agreement. Nothing herein shall be construed as requiring AGENCY to make any such inspection, or to require that AGENCY report to the Property owner in regard to any accessibility issues.

7) Compensation; Calculation; Payment. As consideration for AGENCY's provision of Emergency Services under this Agreement, Applicant shall pay to AGENCY a sum (the "Service Fee") equal to the amount which would be paid if the Applicant's Property was located in and taxable by the respective fire district (either the Central Yavapai Fire District or the Chino Valley Fire District) which would otherwise contract to provide such services to Applicant at that fire district's then current tax rate, any applicable bond debt servicing rates, plus an administrative fee equal to \$50.00 as modified from time to time. The Service Fee shall be owed to AGENCY by Applicant even if there is no current county tax assessed on the Property: by reason of the fact that the property is considered to be non-taxable; because no net assessed value has

been established; or for any other reason. In that event, for the purpose of calculating the Service Fee to be paid by the Applicant, 10% of the full cash value as indicated by the county assessor's office may be used as the assessed value, or if the full cash value is not available, the value of the property shall be established by way of appraisal conducted by a duly-licensed real estate appraiser provided by and solely at the cost of Applicant.

If the property is appraised, the assessed value will be 10% of the appraisal. The then current fire district tax rate shall be applied to said property value, plus any then-applicable bond debt service rates and an administrative fee equal to \$50.00. If for some reason the current assessed value information is unavailable, then the Service Fee under this contract, as renewed, will be equal to the Service Fee charged for the immediately preceding service year, plus 10%, until such time as the current property value information becomes available, at which time the fee for the then-current year shall be recalculated and an adjustment to the Service Fee made.

Payment shall be due when this Agreement is signed; alternatively, payment arrangements may be approved in the sole discretion of AGENCY for quarterly payments with the first payment being due and payable simultaneous with the execution of this Agreement and thereafter on the first day of each subsequent quarter. Any payment not received within 30 days of the due date will be considered in default and may result in the termination of this Agreement. For the initial term of the Agreement, the parties agree that the fee shall be \$«F17», but that such fee may be prorated (based on 12 months).

In the event of termination of this Agreement due to non-payment by Applicant of the agreed Service Fee within 30 days of due date, Applicant must reapply for Emergency Services pursuant to a new Agreement. In such event, the only option for payment under such new Agreement shall be for payment of all monies due in full at the time of execution of the new Agreement; other payment arrangements will only be considered upon renewal of the Agreement after completion of the initial term of the new Agreement.

The Service Fee paid to AGENCY by Applicant pursuant to this Agreement shall be considered earned by AGENCY when paid, and shall not be conditioned upon or modified by reason of the number of responses made by AGENCY to the Applicant's property during the term of this Agreement. While Applicant shall be responsible for all Service Fees assessed under this Agreement, AGENCY also reserves the right to invoice any actual Service Recipients for the services provided under this Agreement according to the then-current fee schedule adopted by AGENCY, as amended from time to time. Said invoice shall be in addition to any Service Fee due under the terms of this Agreement.

8) Insurance. Applicant shall provide AGENCY with a current certificate of liability and hazard insurance, together with the name and address of insurance agent, name of insurance company providing coverage, and insurance policy number.

9) Waiver and Disclaimer of Liability. Applicant agrees that AGENCY shall not be liable for any consequential damages to Applicant or any Service Recipient, including but not limited to any lost income or profits suffered by Applicant or any Service Recipient. In consideration of AGENCY's agreement to provide services under the terms of this Agreement, Applicant agrees to hold AGENCY harmless and hereby releases AGENCY from and indemnifies AGENCY for any and all claims, demands, liability and causes of action that may arise as a result of AGENCY providing the services described herein. Applicant specifically agrees to hold AGENCY harmless from, in addition to the foregoing, any claims, demands, liability or causes of action which might arise out of AGENCY's inability to provide, or any delay or limits in providing services, due in whole or in part to the conditions spelled out in Sections 3, 4, 5, and 6 of this Agreement.

10) No Third-Party Beneficiaries. This Agreement will be for the benefit of the parties named herein only and shall not be construed as having been entered into for the benefit of any third party.

11) No Warranties. Nothing herein shall be construed as a warranty by AGENCY against damages, whether to real property or personal property, which may result by way of fire, injury to a person, by accident or any other emergency occurring on Applicant's Property.

12) Limitation of Damages. In the event of breach or non-performance by AGENCY, Applicant's sole remedy shall be limited to the termination of this Agreement and refund of any unearned fees for that current contract year, the parties hereto having agreed that said fees are a reasonable amount of damages. This limitation of damages shall bind, without limitation, Service Recipients, family members, legal representatives, assigns and successors in interest of the Applicant. The waiver, hold harmless and indemnification provisions of this Agreement are for the benefit of AGENCY and shall survive the termination of this Agreement.

13) Termination. Either party may terminate this Agreement by thirty (30) days' written notice of termination delivered to the other party at these addresses:

For AGENCY:

Central Arizona Fire and Medical Authority  
8603 E. Eastridge Drive  
Prescott Valley, AZ 86314

For Applicant:

\_\_\_\_\_  
\_\_\_\_\_

In the event of termination of this Agreement after the Applicant has paid the required payment due for that term, AGENCY shall return funds to the Applicant prorated on a per day basis for the period after the date of termination.

In the event Applicant sells the subject property or otherwise disposes of the same, this Agreement will terminate immediately upon notification from the Applicant of same; provided, however, that the indemnification requirements imposed on Applicant under this Agreement for incidents occurring during the term of this Agreement shall survive the termination hereof. Nothing herein shall prevent AGENCY from negotiating a new emergency services Agreement with the new owner of the subject property.

14) Cancellation Due to Conflict. AGENCY may cancel this Agreement pursuant to the mandates of A.R.S. §38-511.

15) Severability. If any provision of this Agreement shall be held to be unconstitutional, invalid, or unenforceable, it shall be deemed severable; however, the remainder of the Agreement shall not be affected and shall remain in full force and effect.

16) Fire Code Compliance. Applicant hereby specifically acknowledges that all operations and activities, as well as new construction, and remodel of structures when applicable, will be in compliance with AGENCY's adopted Fire Code.

The undersigned warrants to AGENCY that the Applicant has the power to enter into this Agreement and that all necessary acts have been taken to enter into this Agreement.

APPLICANT

By \_\_\_\_\_  
Date

CENTRAL ARIZONA FIRE & MEDICAL  
AUTHORITY

\_\_\_\_\_  
Board Chair Date

ATTEST:

By \_\_\_\_\_  
Date

\_\_\_\_\_  
Board Clerk Date

## LEGAL SERVICES ADDENDUM

This Addendum to the current written contract between the Central Arizona Fire and Medical Authority ("CAFMA") and Nicolas J. Cornelius, Esq. on behalf of the Law Office of Nicolas J. Cornelius, PLLC, ("Counsel", and together with CAFMA "the Parties") is made this \_\_\_\_ day of September, 2023.

### RECITALS:

Whereas, the existing written retainer agreement for legal services between the Parties does not include an adjustment for hourly fees for payment to Counsel; and

Whereas, the circumstances in effect at the time of signing the original contract have changed such that an increase in the hourly rate charged by Counsel for services rendered is now necessary; and

Whereas the Fire Board of the Central Arizona Fire and Medical Authority wishes to continue to retain the services of Counsel, and Counsel wishes to continue to provide legal services and advice to the Fire Board; and

Whereas, the Fire Board is expressly advised that it may seek outside legal counsel regarding the effect of this proposed addendum, and that Counsel will either provide names for the Fire Board to review, or that the Fire Board may pursue its own attorney to so advise it, as it may instruct.

Now, therefore, it is agreed between the parties as follows:

The written retainer agreement for legal services between the Parties is hereby amended to add the following language:

### Hourly Fees.

The hourly fee for services provided by Counsel shall be billed at the hourly rate of \$285.00 per hour.

////

All other terms of the retainer agreement remain in full force and effect.

AGREED AS TO FORM AND CONTENT:

CENTRAL ARIZONA FIRE AND MEDICAL AUTHORITY:

---

By its Chairperson

---

By its Clerk

Law Offices of Nicolas J. Cornelius, PLLC:

---

By Nicolas J. Cornelius, Esq.

**Signature indicating approval on next page.**