

## AGENDA

**Central Arizona Fire and Medical Authority  
Chino Valley Fire District Board of Directors  
CV Regular Meeting  
Monday, September 25, 2023, 4:00 pm - 4:30 pm  
Central Arizona Fire and Medical Authority, Administration,  
8603 E. Eastridge Dr., Prescott Valley**

### NOTICE OF MEETING

Pursuant to A.R.S. § 38-431.02, notice is hereby given to the members of the Chino Valley Fire District Board of Directors and the general public that the **Chino Valley Fire District** will hold a meeting open to the public on **Monday, September 25, 2023 at 4:00 p.m.** The meeting will be held at the **Central Arizona Fire and Medical Authority, Administration, 8603 E. Eastridge Drive, Prescott Valley, Arizona.** The Board may vote to go into Executive Session on any agenda item, pursuant to A.R.S. §38-431.03(A)(3) for discussion and consultation for legal advice with the District's Attorney on matters as set forth in the agenda item. The following topics and any variables thereto, will be subject to Board consideration, discussion, approval, or other action. All items are set for possible action. Members may attend in person or via remote methods of communication.

1. CALL TO ORDER / ROLL CALL OF BOARD MEMBERS
2. PLEDGE OF ALLEGIANCE
3. CALL TO THE PUBLIC

In accordance with A.R.S. §38-431.01(H) and as a matter of policy, the Chino Valley Fire District Board has decided to allow public comments as time permits. Therefore, those wishing to address the Board regarding an issue within the jurisdiction of this public body may do so in an orderly manner that includes completing a Call to the Public Form and submitting it to staff for the record. If a written statement is being read, please provide a copy to ensure it is entered into the record accurately. Individuals will be limited to speak for three (3) minutes and Call to the Public shall not exceed 15 minutes per meeting.

#### 4. CONSENT AGENDA

All matters listed under consent agenda are considered to be routine by the Chino Valley Fire District Board and will be enacted by one motion. There will be no separate discussion on these items. Any item may be removed by a Board member and will be considered separately for motion, discussion and action.

- A. Approve Regular Session Minutes - June 26, 2023
- B. Approve June 2023 General Fund Financial and Bond Debt Service Financials
- C. Approve July 2023 General Fund Financial and Bond Debt Service Financials
- D. Approve August 2023 General Fund Financial and Bond Debt Service Financials
- E. Approve Annexation and Resolution 2023-06, O'Neill, Parcel 304-05-434A

#### 5. NEW BUSINESS

- A. Discussion and Possible Action Regarding Attorney Request for Increase in Hourly Rate Under the Fee Agreement

6. ADJOURNMENT

Disabled persons needing reasonable accommodations should call 928-772-7711 prior to the scheduled meeting.

## MINUTES

**Central Arizona Fire and Medical Authority  
Chino Valley Fire District Board of Directors  
CV Regular Meeting  
Monday, June 26, 2023, 4:00 pm - 4:30 pm  
Central Arizona Fire and Medical Authority, Administration, 8603 E. Eastridge Drive,  
Prescott Valley**

### **In-Person Attendance**

Carrie Zambrano; Cyndy Dicus; Dave Dobbs; Dave Tharp; Jodie Denike;  
Lorette Stewart; Susanne Dixon

### **Remote Attendance**

Nicolas Cornelius

### **Not In Attendance**

Scott A Freitag

## **NOTICE OF MEETING**

Pursuant to A.R.S. § 38-431.02, notice is hereby given to the members of the Chino Valley Fire District Board of Directors and the general public that the **Chino Valley Fire District** will hold a meeting open to the public on **Monday, June 26, 2023 at 4:00 p.m.** The meeting will be held at the **Central Arizona Fire and Medical Authority, Administration, 8603 E. Eastridge Drive, Prescott Valley, Arizona.** The Board may vote to go into Executive Session on any agenda item, pursuant to A.R.S. §38-431.03(A)(3) for discussion and consultation for legal advice with the District's Attorney on matters as set forth in the agenda item. The following topics and any variables thereto, will be subject to Board consideration, discussion, approval, or other action. All items are set for possible action. Members may attend in person or via remote methods of communication.

### **1. CALL TO ORDER / ROLL CALL OF BOARD MEMBERS**

**Chair Dicus called the meeting to order at 4:00 p.m.**

### **2. PLEDGE OF ALLEGIANCE**

**Chair Dicus led the Pledge of Allegiance.**

### **3. CALL TO THE PUBLIC**

In accordance with A.R.S. §38-431.01(H) and as a matter of policy, the Chino Valley Fire District Board has decided to allow public comments as time permits. Therefore, those wishing to address the Board regarding an issue within the jurisdiction of this public body may do so in an orderly manner that includes completing a Call to the Public Form and submitting it to staff for the record. If a written statement is being read, please provide a copy to ensure it is entered into the record accurately. Individuals will be limited to speak for three (3) minutes and Call to the Public shall not exceed 15 minutes per meeting.

**There were no public comments.**

### **4. CONSENT AGENDA**

All matters listed under consent agenda are considered to be routine by the Chino Valley Fire District Board and will be enacted by one motion. There will be no separate discussion on these items. Any item may be removed by a Board member and will be considered separately for motion, discussion and action.

- A. Approve Regular Session Minutes - May 22, 2023
- B. Approve Joint Meeting Minutes - May 22, 2023
- C. Approve General Fund Financial Statements
- D. Approve Bond Debt Service Financials
- E. Approve Annexation and Resolution 2023-02, Fulton-Gorton, Parcel 305-01-042D

**Motion to approve the Consent Agenda.**

Move: Dave Dobbs Second: Jodie Denike Status: Passed

Yes: Dave Dobbs, Cyndy Dicus, Lorette Stewart, Carrie Zambrano, Jodie Denike

**5. PUBLIC HEARING - FISCAL YEAR 2023-2024 BUDGET**

**Chair Dicus opened the Public Hearing at 4:02 p.m.**

**There were no public comments.**

**Chair Dicus closed the Public Hearing at 4:03**

**6. NEW BUSINESS**

- A. Discussion and Possible Approval of Resolution 2023-03 and FY 2023-2024 Final Budget and 3-Year Projection

**Chief Tharp reported that the 3-year projection is based on the report we are required to provide to the State. He further commented that the budget includes a 3-cent increase to the Chino Valley tax payers. Clerk Dobbs clarified that they were provided a 3-year projection vs. a 5-year projection. Chief Tharp explained that by law, we have to provide a 3-year projection; he further commented that we have provided 5-year projections in previous years, but we've found that the last two years always change and are not in alignment with what was originally projected; he gave inflation as an example of what affects these projections. He added that the projection shows a 3-cent increase for the following 2-years.**

**Motion to approve Resolution 2023-03 and FY 2023-2024 Final Budget in the amount of \$6,047,391.**

Move: Dave Dobbs Second: Jodie Denike Status: Passed

Yes: Dave Dobbs, Cyndy Dicus, Lorette Stewart, Carrie Zambrano, Jodie Denike

- B. Discussion and Possible Approval of Chino Valley Fire District Fiscal Certification for Fiscal Year Budget 2023-2024

**Chief Tharp explained that this document certifies that we have a balanced budget, and that our projected expenses do not exceed our projected revenues. He reminded them that they do retain some funds for certain District expenses,**

i.e. board member expenses, legal expenses, and election expenses.

**Motion to approve the Chino Valley Fire District Fiscal Certification for FY Budget 2023-2024.**

Move: Dave Dobbs Second: Lorette Stewart Status: Passed

Yes: Dave Dobbs, Cyndy Dicus, Lorette Stewart, Carrie Zambrano, Jodie Denike

C. Discussion and Possible Approval of Resolution 2023-04 Assignment of Equity for Fiscal Year 2024

**Chief Tharp explained this resolution allows us to assign equity to each agency. He added that the equity assignment is based on expenses for each agency, not on the Net Assessed Valuation (NAV) for each district.**

**Motion to approve Resolution 2023-04 Assignment of Equity for FY 2024.**

Move: Dave Dobbs Second: Carrie Zambrano Status: Passed

Yes: Dave Dobbs, Cyndy Dicus, Lorette Stewart, Carrie Zambrano, Jodie Denike

D. Discussion and Possible Approval of Resolution 2023-05 Board Meeting Schedule and Monthly Fund Transfers

**Chief Tharp advised that because the JPA receives funds from each agency, the monies have to be approved and transferred each month. He added that if there are additional funds available at the end of the fiscal year, we typically request to have those funds transferred to the Capital Reserve Fund.**

**Motion to approve Resolution 2023-05 Board Meeting Schedule and Monthly Fund Transfers in the amount of \$6,013,391.**

Move: Dave Dobbs Second: Lorette Stewart Status: Passed

Yes: Dave Dobbs, Cyndy Dicus, Lorette Stewart, Carrie Zambrano, Jodie Denike

7. ADJOURNMENT

**Motion to adjourn at 4:20 p.m.**

Move: Carrie Zambrano Second: Jodie Denike Status: Passed

Yes: Dave Dobbs, Cyndy Dicus, Lorette Stewart, Carrie Zambrano, Jodie Denike

Disabled persons needing reasonable accommodations should call 928-772-7711 prior to the scheduled meeting.

CHINO VALLEY FIRE DISTRICT  
GENERAL FUND BANK RECONCILIATION JUNE, 2023

Reconciliation:		
Beginning Balance:	\$	356,905.54
Tax Revenue:	\$	66,888.42
Interest Revenue:	\$	4,682.87
Fire District Deposits:	\$	-
Checks From Accounts Payable:	\$	(46.14)
Transfer Out - Fire Authority:	\$	(260,143.36)
Other:	\$	-
Ending Balance:	\$	168,287.33

Difference Between Balances: \$ -

Deposits Per Bank Statement:		
Real Estate Taxes:	\$	56,985.39
Personal Property Taxes:	\$	6,254.70
Fire District Assistance Tax:	\$	3,648.33
Fire District Deposit:	\$	-
Interest Revenue:	\$	4,682.87
ADOT & Fish and Game In Lieu:	\$	-
Other:	\$	-
Other:	\$	-
Ending Balance:	\$	71,571.29

Reconciliation Approved By:

Reconciliation Reviewed By:

Reconciliation Prepared By:

Bank Statement Balance:		
Balance Per Bank:	\$	168,287.33
Outstanding Checks:	\$	-
Outstanding Deposits:	\$	-
Ending Balance:	\$	168,287.33

G/L Ending Balance: \$ 168,287.33

\$ 168,287.33

Bank Reconciliation Register:		
Checks From Accounts Payable:	\$	46.14
Other: GL JE Fire Authority Funding	\$	260,143.36
Other:	\$	-
Total Checks:	\$	260,189.50

Other: GL JE Tax & Interest Revenue \$ 71,571.29  
Other: \$ -

Ending Balance:	\$	71,571.29
-----------------	----	-----------

Scott Freitag Digitally signed by Scott Freitag  
Date: 2023.07.14 18:30:32 -07'00'

Scott Freitag, Fire Chief

Dave Tharp Digitally signed by Dave Tharp  
Date: 2023.07.13 16:21:01 -07'00'

David Tharp, Assistant Chief of Administration

Karen Mauldin Digitally signed by Karen Mauldin  
Date: 2023.07.11 18:04:59 -07'00'

Karen Mauldin, Finance Manager

**CHINO VALLEY FIRE DISTRICT**  
**General Fund Tax Collection Information**

Total Levy Month	FY 16-17 \$3,547,699 Collected	FY 17-18 \$3,707,996 Collected	FY 18-19 \$3,926,501 Collected	FY 19-20 \$4,190,442 Collected	FY 20-21 \$4,497,237 Collected	FY 21-22 \$4,833,636 Collected	FY 22-23 \$5,218,024 Collected
July	\$10,160	\$24,936	\$21,890	\$14,597	\$42,316	\$26,983	\$29,396
%	0.286%	0.672%	0.557%	0.348%	0.941%	0.558%	0.563%
% To Date	0.2864%	0.6725%	0.5575%	0.3483%	0.9409%	0.5582%	0.5633%
August	\$18,803	\$10,622	\$12,226	\$10,746	\$15,526	\$11,257	\$10,089
%	0.530%	0.286%	0.311%	0.256%	0.345%	0.233%	0.193%
% To Date	0.8164%	0.9590%	0.8688%	0.6048%	1.2862%	0.7911%	0.7567%
September	\$182,315	\$178,141	\$25,209	\$30,894	\$8,143	\$54,439	\$64,614
%	5.139%	4.804%	0.642%	0.737%	0.181%	1.126%	1.238%
% To Date	5.9553%	5.7632%	1.5109%	1.3420%	1.4673%	1.9174%	1.9950%
October	\$834,512	\$1,503,325	\$1,610,381	\$1,807,742	\$1,780,309	\$1,962,817	\$2,100,367
%	23.523%	40.543%	41.013%	43.140%	39.587%	40.607%	40.252%
% To Date	29.4779%	46.3060%	42.5240%	44.4817%	41.0540%	42.5249%	42.2471%
November	\$866,615	\$290,266	\$498,787	\$373,908	\$508,805	\$535,270	\$613,469
%	24.428%	7.828%	12.703%	8.923%	11.314%	11.074%	11.757%
% To Date	53.9055%	54.1341%	55.2271%	53.4046%	52.3677%	53.5987%	54.0038%
December	\$227,672	\$223,661	\$236,727	\$286,760	\$399,155	\$365,096	\$368,596
%	6.4175%	6.0319%	6.0289%	6.8432%	8.8756%	7.5532%	7.0639%
% To Date	60.3229%	60.1659%	61.2560%	60.2478%	61.2433%	61.1520%	61.0677%
January	\$89,048	\$153,278	\$117,994	\$115,429	\$118,322	\$183,242	\$167,132
%	2.5100%	4.1337%	3.0051%	2.7546%	2.6310%	3.7910%	3.2030%
% To Date	62.8330%	64.2997%	64.2611%	63.0023%	63.8742%	64.9429%	64.2707%
February	\$94,094	\$95,262	\$54,476	\$104,991	\$88,422	\$74,113	\$82,746
%	2.6523%	2.5691%	1.3874%	2.5055%	1.9661%	1.5333%	1.5858%
% To Date	65.4852%	66.8688%	65.6485%	65.5078%	65.8404%	66.4762%	65.8565%
March	\$141,015	\$127,298	\$138,910	\$142,182	\$143,500	\$112,700	\$150,474
%	3.9748%	3.4331%	3.5377%	3.3930%	3.1908%	2.3316%	2.8837%
% To Date	69.4600%	70.3018%	69.1863%	68.9008%	69.0312%	68.8078%	68.7402%
April	\$821,855	\$794,289	\$955,634	\$983,917	\$1,082,230	\$1,188,626	\$1,315,211
%	23.1659%	21.4210%	24.3380%	23.4800%	24.0643%	24.5907%	25.2051%
% To Date	92.6259%	91.7228%	93.5243%	92.3809%	93.0956%	93.3985%	93.9454%
May	\$195,151	\$238,700	\$189,925	\$206,496	\$202,990	\$226,873	\$242,625
%	5.5008%	6.4374%	4.8370%	4.9278%	4.5137%	4.6936%	4.6497%
% To Date	98.1267%	98.1602%	98.3613%	97.3086%	97.6092%	98.0921%	98.5951%
June	\$66,097	\$80,520	\$84,895	\$49,679	\$87,815	\$85,664	\$63,240
%	1.8631%	2.1715%	2.1621%	1.1855%	1.9527%	1.7723%	1.2120%
% To Date	99.9898%	100.3318%	100.5234%	98.4942%	99.5619%	99.8644%	99.8071%
TOTALS	\$3,547,337	\$3,720,297	\$3,947,053	\$4,127,341	\$4,477,533	\$4,827,080	\$5,207,958
Delinquency	0.0102%	-0.3318%	-0.5234%	1.5058%	0.4381%	0.1356%	0.1929%

**CHINO VALLEY FIRE DISTRICT**  
**FDAT Collection Information**

Total Levy Month	FY 16-17 \$313,900 Collected	FY 17-18 \$333,290 Collected	FY 18-19 \$333,290 Collected	FY 19-20 \$366,547 Collected	FY 20-21 \$400,000 Collected	FY 21-22 \$400,000 Collected	FY 22-23 \$400,000 Collected
July	\$1,423	\$1,630	\$1,238	\$1,475	\$2,769	\$1,871	\$2,011
%	0.453%	0.489%	0.371%	0.403%	0.692%	0.468%	0.503%
% To Date	0.4533%	0.4891%	0.3715%	0.4025%	0.6923%	0.4677%	0.5026%
August	\$661	\$554	\$707	\$653	\$662	\$1,498	\$575
%	0.211%	0.166%	0.212%	0.178%	0.166%	0.375%	0.144%
% To Date	0.6638%	0.6553%	0.5835%	0.5806%	0.8579%	0.8422%	0.6465%
September	\$8,777	\$12,654	\$3,182	\$1,853	\$879	\$4,669	\$4,994
%	2.796%	3.797%	0.955%	0.505%	0.220%	1.167%	1.249%
% To Date	3.4600%	4.4520%	1.5382%	1.0861%	1.0777%	2.0095%	1.8950%
October	\$86,411	\$93,081	\$139,813	\$107,270	\$160,480	\$159,909	\$157,752
%	27.528%	27.928%	41.949%	29.265%	40.120%	39.977%	39.438%
% To Date	30.9881%	32.3799%	43.4877%	30.3510%	41.1979%	41.9866%	41.3329%
November	\$75,219	\$74,651	\$59,861	\$30,666	\$48,339	\$52,249	\$55,107
%	23.9628%	22.3983%	17.9606%	8.3663%	12.0848%	13.0622%	13.7768%
% To Date	54.9510%	54.7782%	61.4483%	38.7172%	53.2826%	55.0488%	55.1097%
December	\$24,923	\$21,663	\$25,413	\$112,035	\$39,219	\$35,029	\$35,365
%	7.9398%	6.4997%	7.6250%	30.5650%	9.8048%	8.7572%	8.8413%
% To Date	62.8907%	61.2779%	69.0733%	69.2822%	63.0874%	63.8060%	63.9510%
January	\$11,762	\$16,138	\$11,149	\$11,446	\$12,625	\$15,294	\$14,833
%	3.7471%	4.8420%	3.3450%	3.1227%	3.1562%	3.8235%	3.7081%
% To Date	66.6378%	66.1199%	72.4183%	72.4049%	66.2436%	67.6294%	67.6591%
February	\$8,291	\$8,056	\$7,409	\$10,419	\$6,657	\$5,785	\$5,943
%	2.641%	2.417%	2.223%	2.842%	1.664%	1.446%	1.486%
% To Date	69.2790%	68.5368%	74.6413%	75.2473%	67.9079%	69.0756%	69.1450%
March	\$12,638	\$12,174	\$13,713	\$13,361	\$10,897	\$8,259	\$8,963
%	4.0263%	3.6528%	4.1143%	3.6452%	2.7242%	2.0646%	2.2407%
% To Date	73.3052%	72.1897%	78.7556%	78.8925%	70.6320%	71.1403%	71.3856%
April	\$62,586	\$63,209	\$79,859	\$85,315	\$88,842	\$89,498	\$93,760
%	19.9382%	18.9651%	23.9607%	23.2754%	22.2104%	22.3745%	23.4400%
% To Date	93.2434%	91.1548%	102.7164%	102.1679%	92.8424%	93.5148%	94.8256%
May	\$23,662	\$23,731	\$18,881	\$21,832	\$19,620	\$19,623	\$17,519
%	7.5381%	7.1201%	5.6650%	5.9561%	4.9050%	4.9058%	4.3797%
% To Date	100.7815%	98.2749%	108.3813%	108.1240%	97.7475%	98.4206%	99.2052%
June	\$4,682	\$5,094	\$5,726	\$4,474	\$6,987	\$6,978	\$3,648
%	1.4917%	1.5285%	1.7181%	1.2206%	1.7468%	1.7445%	0.9121%
% To Date	102.2732%	99.8034%	110.0995%	109.3446%	99.4943%	100.1651%	100.1173%
TOTALS	\$321,035	\$332,635	\$366,951	\$400,799	\$397,977	\$400,660	\$400,469
Delinquency	-2.2732%	0.1966%	-10.0995%	-9.3446%	0.5057%	-0.1651%	-0.1173%

100.0000% 100.0000% 100.0000% 100.0000% 100.0000% 100.0000% 100.0000%



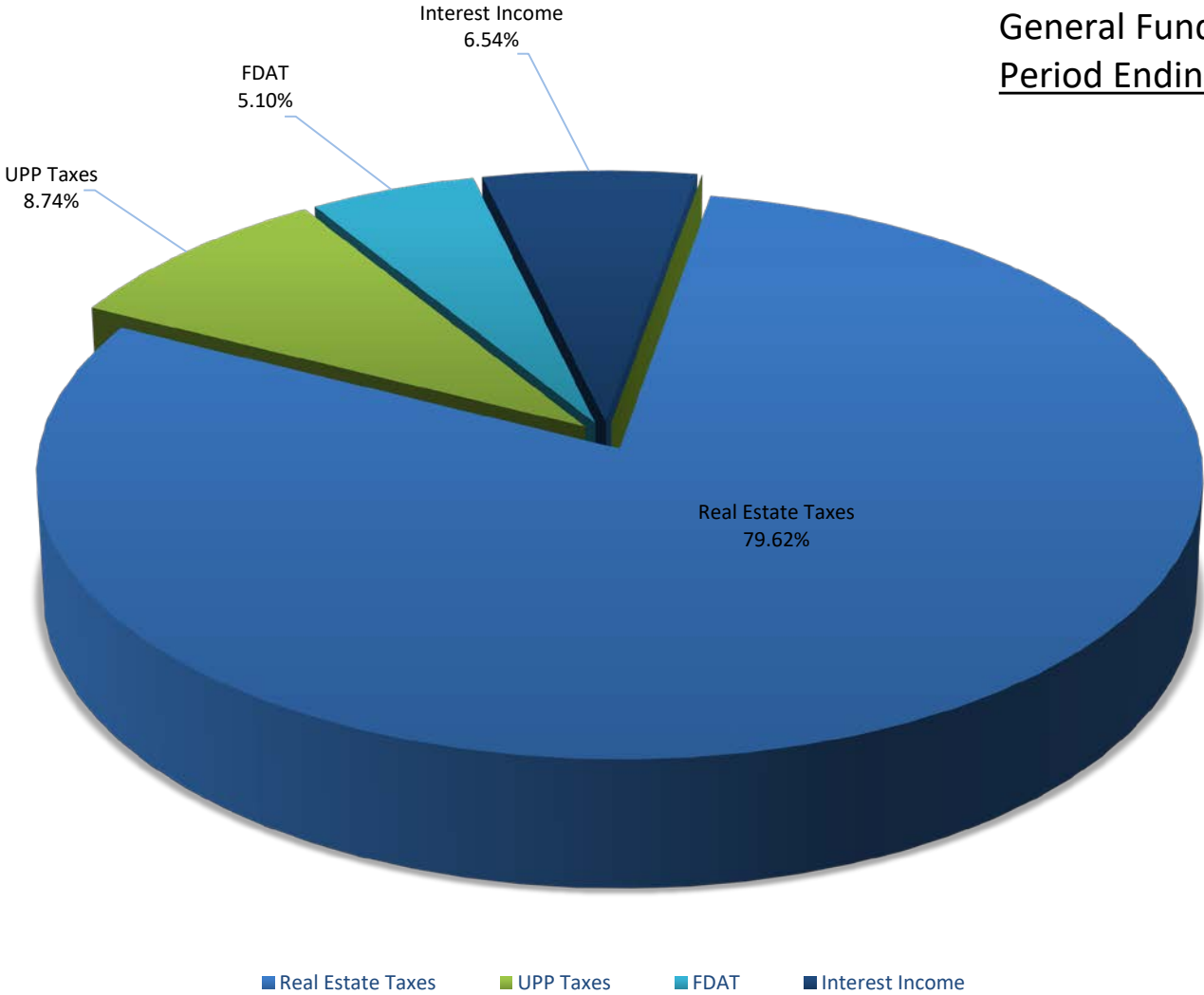
## 2022 - 2023 Cash Flow by Month : JUNE

Actual												
	July	Aug.	Sept.	Oct.	Nov.	Dec.	Jan.	Feb.	March	April	May	June
<b>Revenues:</b>												
Taxes	29,396	10,089	64,614	2,100,367	613,469	368,596	167,132	82,746	150,474	1,315,211	242,625	63,240
FDAT	2,011	575	4,994	157,752	55,107	35,365	14,833	5,943	8,963	93,760	17,519	3,648
Interest Income	-	233	341	-	-	5,808	-	-	4,497	-	-	4,683
Other Income	-	-	-	-	-	-	-	-	4	-	-	-
<b>RevenueTotals:</b>	31,406	10,897	69,949	2,258,119	668,576	409,769	181,965	88,690	163,938	1,408,971	260,143	71,571
<b>Expenditures:</b>												
Finance, Election	-	-	878	-	4,045	-	316	668	-	-	158	46
Legal, Fire Board Expenses	-	-	-	-	-	-	-	-	-	-	-	-
Contingency	-	-	-	-	-	-	-	-	-	-	-	-
Fire Authority Funding	93,159	31,406	10,897	69,949	2,258,119	668,576	409,769	181,965	88,690	163,938	1,408,971	260,143
Miscellaneous	1	-	-	-	12	59	1	-	1	106	-	-
<b>ExpenditureTotals:</b>	93,160	31,406	11,774	69,949	2,262,176	668,634	410,086	182,633	88,691	164,044	1,409,128	260,189
<b>Monthly Net Cash</b>	(61,754)	(20,509)	58,175	2,188,170	(1,593,600)	(258,865)	(228,121)	(93,943)	75,247	1,244,927	(1,148,985)	(188,618)
<b>Cumulative Net Cash</b>	(41,754)	(62,263)	(4,088)	2,184,082	590,482	331,617	103,496	9,553	84,800	1,329,727	180,742	(7,876)
<b>Cash Balance (Carryover)</b>	20,000	(509)	57,666	2,245,836	652,236	393,371	165,250	71,307	146,554	1,391,481	242,496	53,878

**CHINO VALLEY FIRE DISTRICT  
REVENUE GRAPH DATA**

	<b>Revenue</b>	<b>Budget</b>	<b>%</b>
Real Estate Taxes	\$ 56,985	\$ 5,218,024	79.62
UPP Taxes	\$ 6,255	\$ -	8.74
FDAT	\$ 3,648	\$ 400,000	5.10
Interest Income	\$ 4,683	\$ -	6.54
Other Income	\$ -	\$ 2,000	0.00
<b>TOTALS:</b>	<b>\$ 71,571</b>	<b>\$ 5,620,024</b>	<b>100.00</b>

Chino Valley Fire District  
FY 2022 - 2023  
General Fund Revenue  
Period Ending 06/30/23



**CHINO VALLEY FIRE DISTRICT  
EXPENSE GRAPH DATA**

	Revenue	Budget	%
Fire Board, Legal, Finance, Other	\$ 46	\$ 44,500	0.02
Miscellaneous	\$ -	\$ -	-
Fire Authority Funding	\$ 260,143	\$ 5,575,524	99.98
<b>TOTALS:</b>	<b>\$ 260,190</b>	<b>\$ 5,620,024</b>	<b>100.00</b>

**CHINO VALLEY FIRE DISTRICT**  
**GENERAL FUND - JUNE, 2023**

---

Real Estate Taxes:	\$	56,985.39
UPP Taxes:	\$	6,254.70
FDAT:	\$	3,648.33
Interest Received:	\$	4,682.87

---

TOTAL:	\$	71,571.29
--------	----	-----------

---

---

Transferred to CAFMA:	\$	260,143.36
-----------------------	----	------------



# Yavapai County Treasurer

## Monthly Statement

Date Range: 6/1/2023 to 6/30/2023

**Chino Valley Fire Dist GF**  
**Fund: 6065540000**



# Yavapai County Treasurer

## Monthly Statement

Date Range: 6/1/2023 to 6/30/2023

Account	Period	YTD		
<b>6065540000</b>	<b>Chino Valley Fire Dist GF</b>			
Begin Balance:	356,905.54	196,165.28		
Income:	71,571.29	5,623,993.47		
LOC Advance:	.00	.00		
Expense:	(260,189.50)	(5,651,871.42)	LOC:	.00
LOC Payments:	.00	.00	Warrants Outstanding:	.00
Cash Balance:	168,287.33	168,287.33	End:	168,287.33

### Monthly Statement Summary

Source Code	Description		MTDAmount	YTDAmount
6065540000 Chino Valley Fire Dist GF		Beginning Balance:	356,905.54	196,165.28
11100.2019	2019 Real Estate Taxes		.00	(110.64)
11100.2020	2020 Real Estate Taxes		72.24	(315.42)
11100.2021	2021 Real Estate Taxes		.00	89,668.47
11100.2022	2022 Real Estate Taxes		56,913.15	4,996,988.39
12100.2006	2006 Personal Property Taxes		.00	.10
12100.2007	2007 Personal Property Taxes		.00	29.62
12100.2008	2008 Personal Property Taxes		.00	5.50
12100.2009	2009 Personal Property Taxes		.00	32.15
12100.2010	2010 Personal Property Taxes		.00	81.04
12100.2011	2011 Personal Property Taxes		.00	71.08
12100.2012	2012 Personal Property Taxes		.00	77.96
12100.2013	2013 Personal Property Taxes		.00	73.92
12100.2014	2014 Personal Property Taxes		.00	69.88
12100.2015	2015 Personal Property Taxes		19.82	149.32
12100.2016	2016 Personal Property Taxes		19.83	169.32
12100.2017	2017 Personal Property Taxes		36.42	203.95
12100.2018	2018 Personal Property Taxes		41.45	221.05
12100.2019	2019 Personal Property Taxes		136.06	657.18
12100.2020	2020 Personal Property Taxes		566.81	6,038.99
12100.2021	2021 Personal Property Taxes		995.02	7,229.22
12100.2022	2022 Personal Property Taxes		4,439.29	106,617.12
37130.0	ADOT & Fish and Game in-lieu		.00	4.43
37150.0	FDAT Distributions		3,648.33	400,469.26
38109.0	Interest on Investments St Treas		3,594.91	12,331.95
38113.0	Interest on Investments-Wells Fargo		1,087.96	3,229.63
90002.0	Interest Pd on Tax Roll Corrections		.00	(180.09)
91032.0	Warrants Redeemed		(46.14)	(6,109.90)
91702.0	Transfer out		(260,143.36)	(5,645,581.43)
		Ending Balance:	168,287.33	168,287.33



# Yavapai County Treasurer

## Monthly Statement

Date Range: 6/1/2023 to 6/30/2023

Monthly Statement Detail				
Date	Notes	Doc #	Amount	C/D
<b>6065540000 Chino Valley Fire Dist GF</b>			<b>Beginning Balance: 356,905.54</b>	
11100.2020 2020 Real Estate Taxes			Source Code Total: 72.24	
06/05	Tax Distribution	0	72.24	C
11100.2022 2022 Real Estate Taxes			Source Code Total: 56,913.15	
06/01	Tax Distribution	0	678.98	C
06/01	Tax Distribution	0	54.41	C
06/02	Tax Distribution	0	3,243.28	C
06/02	Tax Distribution	0	1,576.64	C
06/05	Tax Distribution	0	856.88	C
06/05	Tax Distribution	0	457.29	C
06/06	Tax Distribution	0	1,457.81	C
06/06	Tax Distribution	0	667.93	C
06/07	Tax Distribution	0	90.40	C
06/07	Tax Distribution	0	942.51	C
06/07	Tax Distribution	0	909.48	C
06/08	Tax Distribution	0	4,080.11	C
06/08	Tax Distribution	0	4.94	C
06/09	Tax Distribution	0	2,798.03	C
06/09	Tax Distribution	0	742.61	C
06/09	Tax Distribution	0	908.77	C
06/12	Tax Distribution	0	146.82	C
06/12	Tax Distribution	0	4,880.87	C
06/13	Tax Distribution	0	1,497.31	C
06/13	Tax Distribution	0	752.62	C
06/13	Tax Distribution	0	1,086.67	C
06/14	Tax Distribution	0	1,453.22	C
06/15	Tax Distribution	0	537.73	C
06/15	Tax Distribution	0	5.95	C
06/15	Tax Distribution	0	271.84	C
06/16	Tax Distribution	0	8,838.09	C
06/20	Tax Distribution	0	327.55	C
06/20	Tax Distribution	0	3,240.06	C
06/20	Tax Distribution	0	558.76	C
06/20	Tax Distribution	0	395.14	C
06/21	Tax Distribution	0	357.14	C
06/21	Tax Distribution	0	1,461.45	C
06/21	Tax Distribution	0	143.79	C
06/22	Tax Distribution	0	1,733.25	C
06/22	Tax Distribution	0	278.10	C
06/22	Tax Distribution	0	86.83	C



# Yavapai County Treasurer

## Monthly Statement

Date Range: 6/1/2023 to 6/30/2023

06/23	Tax Distribution	0	2,516.03	C
06/23	Tax Distribution	0	425.48	C
06/26	Tax Distribution	0	1,654.51	C
06/26	Tax Distribution	0	8.36	C
06/27	Tax Distribution	0	317.86	C
06/27	Tax Distribution	0	218.69	C
06/27	Tax Distribution	0	4.94	C
06/28	Tax Distribution	0	1,554.82	C
06/28	Tax Distribution	0	631.91	C
06/29	Tax Distribution	0	831.81	C
06/29	Tax Distribution	0	360.99	C
06/30	Tax Distribution	0	122.36	C
06/30	Tax Distribution	0	742.13	C
12100.2015 2015 Personal Property Taxes			Source Code Total: 19.82	
06/13	Tax Distribution	0	19.82	C
12100.2016 2016 Personal Property Taxes			Source Code Total: 19.83	
06/13	Tax Distribution	0	19.83	C
12100.2017 2017 Personal Property Taxes			Source Code Total: 36.42	
06/07	Tax Distribution	0	9.75	C
06/08	Tax Distribution	0	6.84	C
06/13	Tax Distribution	0	19.83	C
12100.2018 2018 Personal Property Taxes			Source Code Total: 41.45	
06/08	Tax Distribution	0	3.12	C
06/13	Tax Distribution	0	19.83	C
06/20	Tax Distribution	0	18.50	C
12100.2019 2019 Personal Property Taxes			Source Code Total: 136.06	
06/13	Tax Distribution	0	19.83	C
06/20	Tax Distribution	0	116.23	C
12100.2020 2020 Personal Property Taxes			Source Code Total: 566.81	
06/06	Tax Distribution	0	112.35	C
06/08	Tax Distribution	0	(14.42)	C
06/09	Tax Distribution	0	118.64	C
06/13	Tax Distribution	0	19.83	C
06/20	Tax Distribution	0	21.31	C
06/27	Tax Distribution	0	95.41	C
06/29	Tax Distribution	0	213.69	C
12100.2021 2021 Personal Property Taxes			Source Code Total: 995.02	
06/07	Tax Distribution	0	73.74	C
06/13	Tax Distribution	0	19.82	C
06/16	Tax Distribution	0	27.91	C
06/20	Tax Distribution	0	35.51	C
06/22	Tax Distribution	0	135.27	C
06/27	Tax Distribution	0	95.42	C



# Yavapai County Treasurer

## Monthly Statement

Date Range: 6/1/2023 to 6/30/2023

06/29	Tax Distribution	0	607.35	C
12100.2022 2022 Personal Property Taxes			Source Code Total: 4,439.29	
06/01	Tax Distribution	0	94.92	C
06/06	Tax Distribution	0	23.68	C
06/07	Tax Distribution	0	158.03	C
06/07	Tax Distribution	0	15.68	C
06/08	Tax Distribution	0	41.06	C
06/09	Tax Distribution	0	362.11	C
06/09	Tax Distribution	0	33.43	C
06/09	Tax Distribution	0	330.07	C
06/12	Tax Distribution	0	43.87	C
06/13	Tax Distribution	0	113.35	C
06/14	Tax Distribution	0	19.33	C
06/16	Tax Distribution	0	22.87	C
06/16	Tax Distribution	0	39.26	C
06/20	Tax Distribution	0	116.64	C
06/20	Tax Distribution	0	379.15	C
06/20	Tax Distribution	0	426.06	C
06/21	Tax Distribution	0	29.71	C
06/21	Tax Distribution	0	11.49	C
06/22	Tax Distribution	0	9.40	C
06/22	Tax Distribution	0	134.73	C
06/23	Tax Distribution	0	197.79	C
06/23	Tax Distribution	0	231.16	C
06/26	Tax Distribution	0	25.53	C
06/26	Tax Distribution	0	765.92	C
06/27	Tax Distribution	0	369.49	C
06/29	Tax Distribution	0	289.76	C
06/30	Tax Distribution	0	154.80	C
37150.0 FDAT Distributions			Source Code Total: 3,648.33	
06/01	Fire Dist Assistance Tax 0.139752	0	53.58	C
06/02	Fire Dist Assistance Tax 0.139752	0	187.90	C
06/05	Fire Dist Assistance Tax 0.139752	0	165.36	C
06/06	Fire Dist Assistance Tax 0.139752	0	98.31	C
06/07	Fire Dist Assistance Tax 0.139752	0	80.43	C
06/08	Fire Dist Assistance Tax 0.139752	0	251.33	C
06/09	Fire Dist Assistance Tax 0.139752	0	252.74	C
06/12	Fire Dist Assistance Tax 0.139752	0	577.70	C
06/13	Fire Dist Assistance Tax 0.139752	0	155.81	C
06/14	Fire Dist Assistance Tax 0.139752	0	117.11	C
06/15	Fire Dist Assistance Tax 0.139752	0	154.56	C
06/16	Fire Dist Assistance Tax 0.139752	0	249.65	C
06/19	Fire Dist Assistance Tax 0.139752	0	51.77	C



# Yavapai County Treasurer

## Monthly Statement

Date Range: 6/1/2023 to 6/30/2023

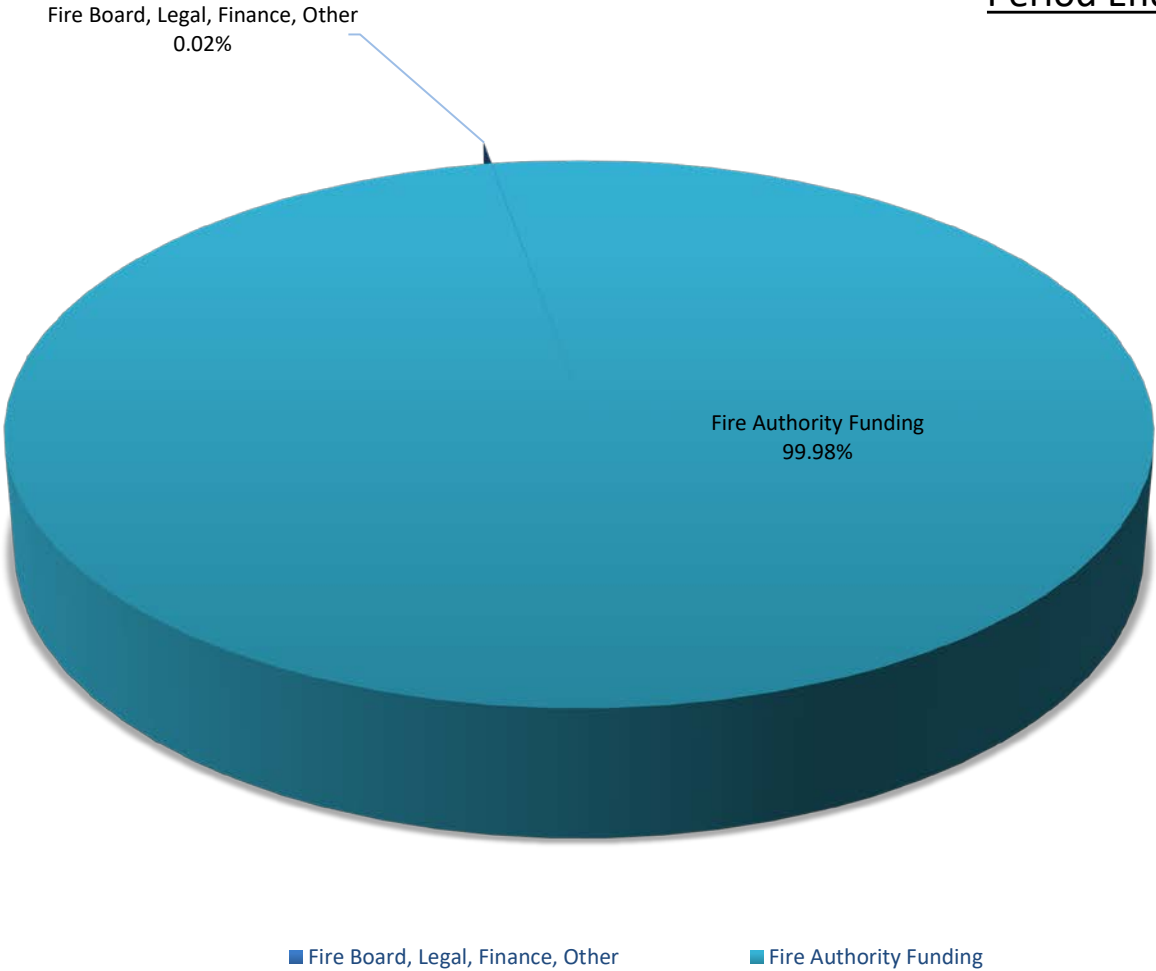
06/20	Fire Dist Assistance Tax 0.139752	0	304.87	C
06/21	Fire Dist Assistance Tax 0.139752	0	55.60	C
06/22	Fire Dist Assistance Tax 0.139752	0	82.70	C
06/23	Fire Dist Assistance Tax 0.139752	0	123.15	C
06/26	Fire Dist Assistance Tax 0.139752	0	235.55	C
06/27	Fire Dist Assistance Tax 0.139752	0	89.51	C
06/28	Fire Dist Assistance Tax 0.139752	0	97.03	C
06/29	Fire Dist Assistance Tax 0.139752	0	201.78	C
06/30	Fire Dist Assistance Tax 0.139752	0	61.89	C
38109.0	Interest on Investments St Treas		Source Code Total: 3,594.91	
06/26	Investment Interest	0	3,594.91	C
38113.0	Interest on Investments-Wells Fargo		Source Code Total: 1,087.96	
06/26	Investment Interest	0	1,087.96	C
91032.0	Warrants Redeemed		Source Code Total: (46.14)	
06/16	Paid Warrants	0	(46.14)	D
91702.0	Transfer out		Source Code Total: (260,143.36)	
06/23	Transfer Request email per Karen, 6/23/23	0	(260,143.36)	D

6065540000 Chino Valley Fire Dist GF **Ending Balance: 168,287.33**

### Warrant Detail

Payee Name	Warrant	Amount	Issue Dt	Status Dt	Voucher
6065540000 Chino Valley Fire Dist GF					Account Total: 46.14
Fund: 0655					Fund Total: 46.14
Status: PAID					Status Total: 46.14
/	0706550045	46.14	06/12/23	06/16/23	
	Count	Amount			
Total PAID:	1	46.14			

Chino Valley Fire District  
FY 2022 - 2023  
General Fund Expenditures  
Period Ending 06/30/23



Chino Valley Fire District  
Bank Reconciliation Summary  
For the Bank Statement ending: 6/30/2023

BANK CONTROL ID: GEN - GENERAL FUND		DESC: GENERAL FUND	ACCOUNT NO: 000000000000000
Beginning Balance:	06/01/23		\$356,905.54
Deposits and Credits:			\$71,571.29
Checks and Charges:			(\$260,189.50)
Adjustments:			\$0.00
Ending Balance Per Reconciliation:			<u>\$168,287.33</u>
Ending Balance Per Bank Statement:	06/30/23		\$168,287.33
* Outstanding Deposits and Credits:	06/30/23		\$0.00
* Outstanding Checks and Charges:	06/30/23		\$0.00
Ending Book Balance:			<u>\$168,287.33</u>

\* Outstanding amounts are all outstanding credits and charges dated prior or equal to the Reconciliation date.

Chino Valley Fire District  
BR Checks and Charges Cleared  
For the Bank Statement ending: 6/30/23

GEN		General Fund		General Fund		0000000000000000
Date	Document	Description	Module	Company	Amount	
06/12/23	706550045	American Express	AP	CHINOV	\$46.14	
06/30/23	Cash With Yav Cty	Fire Authority Funding	GL	CHINOV	\$260,143.36	
TOTAL CHECKS AND CHARGES CLEARED:					\$260,189.50	

**Chino Valley Fire District**  
BR Checks and Charges Outstanding  
For the Bank Statement ending:

<u>Date</u>	<u>Document</u>	<u>Description</u>	<u>Module</u>	<u>Company</u>	<u>Amount</u>
-------------	-----------------	--------------------	---------------	----------------	---------------

TOTAL CHECKS AND CHARGES OUTSTANDING:

Chino Valley Fire District  
BR Deposits and Credits Cleared  
For the Bank Statement ending: 6/30/23

GEN		General Fund			0000000000000000
Date	Document	Description	Module	Company	Amount
06/30/23	Cash With Yav Cty	GF Tax & Interest Revenue-June	GL	CHINOV	\$71,571.29
TOTAL DEPOSITS AND CREDITS CLEARED:					\$71,571.29

**Chino Valley Fire District**  
BR Deposits and Credits Outstanding  
For the Bank Statement ending:

Date	Document	Description	Module	Company	Amount
------	----------	-------------	--------	---------	--------

TOTAL DEPOSITS AND CREDITS OUTSTANDING:

Chino Valley Fire District  
Bank Reconciliation Register

Document Number	Date	BR Status	Void?	Description	Date Cleared	Amount
-----------------	------	-----------	-------	-------------	--------------	--------

MODULE: CHECKS FROM ACCOUNTS PAYABLE

BANK CONTROL ID: GEN - GENERAL FUND						
706550045	06/12/23	Marked	No	American Express	07/11/23	\$46.14
SUB TOTAL FOR BANK:						\$46.14
TOTAL FOR MODULE:						\$46.14

MODULE: JOURNAL ENTRIES FROM GENERAL LEDGER

BANK CONTROL ID: GEN - GENERAL FUND						
Cash With Yav Cty	06/30/23	Marked	No	Fire Authority Funding	07/11/23	\$260,143.36
Cash With Yav Cty	06/30/23	Marked	No	GF Tax & Interest Revenue-June	07/11/23	\$71,571.29
SUB TOTAL FOR BANK:						\$331,714.65
TOTAL FOR MODULE:						\$331,714.65

Chino Valley Fire District  
BR Adjustments Report  
For the Bank Statement ending:

Date	Document	Description	GL Account	Offset Amt	Adj. Amt
------	----------	-------------	------------	------------	----------

DOCUMENT:

ADJUSTMENT DOCUMENT " TOTAL:

TOTAL FOR ALL ADJUSTMENTS:

7/11/23  
5:51:49 PM

**Chino Valley Fire District**  
**Income Statement**  
(Original Budget to Actual Comparison)  
For the period of 6/1/2023 Through 6/30/2023

Fund: (10) General Fund

	Account	Actual	Current Period Budget	Variance	%	Actual	Year To Date Budget	Variance	%
<b><u>Revenues</u></b>									
Real Estate Tax	10400000000	\$56,985.39	\$0.00	\$56,985.39	0.0%	\$5,086,230.80	\$5,218,024.00	\$(131,793.20)	(2.5)%
Personal Property Tax	10410000000	6,254.70	0.00	6,254.70	0.0	121,727.40	0.00	121,727.40	0.0
Fire District Assistance Tax	10420000000	3,648.33	0.00	3,648.33	0.0	400,469.26	400,000.00	469.26	0.1
Interest Income-General Fund	10490000000	4,682.87	0.00	4,682.87	0.0	15,561.58	0.00	15,561.58	0.0
Rebates/Refunds	10500000000	0.00	0.00	0.00	0.0	0.00	2,000.00	(2,000.00)	(100.0)
Misc. Revenues	10510000000	0.00	0.00	0.00	0.0	4.43	0.00	4.43	0.0
<b>Net Revenues</b>		<b>\$71,571.29</b>	<b>\$0.00</b>	<b>\$71,571.29</b>	<b>0.0 %</b>	<b>\$5,623,993.47</b>	<b>\$5,620,024.00</b>	<b>\$3,969.47</b>	<b>0.1 %</b>
<b><u>Program Expenses</u></b>									
Fire Authority Funding	10670010000	\$260,143.36	\$0.00	\$(260,143.36)	0.0%	\$5,645,581.43	\$5,575,524.00	\$(70,057.43)	(1.3)%
<b>Total Program Expenses</b>		<b>\$260,143.36</b>	<b>\$0.00</b>	<b>\$(260,143.36)</b>	<b>0.0 %</b>	<b>\$5,645,581.43</b>	<b>\$5,575,524.00</b>	<b>\$(70,057.43)</b>	<b>(1.3)%</b>
<b><u>Fund Raising Expenses</u></b>									
Audit & Accounting	10640010000	\$0.00	\$0.00	\$0.00	0.0%	\$4,000.00	\$8,000.00	\$4,000.00	50.0%
Other Prof Services/Admin	10640510000	0.00	0.00	0.00	0.0	0.00	30,500.00	30,500.00	100.0
Legal Services - Routine	10641010000	0.00	0.00	0.00	0.0	1,665.00	5,000.00	3,335.00	66.7
Fire Board Expenses	10644110000	46.14	0.00	(46.14)	0.0	444.90	1,000.00	555.10	55.5
Misc/Admin	10661010000	0.00	0.00	0.00	0.0	180.09	0.00	(180.09)	0.0
Contingency Expense - Current	10780130000	0.00	0.00	0.00	0.0	0.00	20,000.00	20,000.00	100.0
<b>Total Fund Raising Expenses</b>		<b>\$46.14</b>	<b>\$0.00</b>	<b>\$(46.14)</b>	<b>0.0 %</b>	<b>\$6,289.99</b>	<b>\$64,500.00</b>	<b>\$58,210.01</b>	<b>90.2 %</b>
<b>Total Expenses</b>		<b>\$260,189.50</b>		<b>\$(260,189.50)</b>		<b>\$5,651,871.42</b>	<b>\$5,640,024.00</b>	<b>\$(11,847.42)</b>	<b>(0.2)%</b>
<b>Net Income (Loss)</b>		<b>\$(188,618.21)</b>	<b>\$0.00</b>	<b>\$(188,618.21)</b>	<b>0.0%</b>	<b>\$(27,877.95)</b>	<b>\$(20,000.00)</b>	<b>\$(7,877.95)</b>	<b>(39.4)%</b>

7/11/23  
5:52:21 PM

**Chino Valley Fire District**

Balance Sheet

As of 6/30/2023

Fund: (10) General Fund

**Assets**

**Current Assets**

Cash with Yavapai County	\$168,287.33	
Taxes Receivable	154,159.98	
Total Current Assets		\$322,447.31
<b>Total Assets</b>		<b>\$322,447.31</b>

**Liabilities and Net Assets**

**Current Liabilities**

Accounts Payable	\$270.00	
Deferred Compensation (Prop Tax)	114,675.70	
Total Current Liabilities		\$114,945.70
<b>Total Liabilities</b>		<b>\$114,945.70</b>

**Net Assets**

Fund Balance	\$235,380.13	
Current Year Net Assets	(27,877.95)	
<b>Total Net Assets</b>		<b>207,502.18</b>
<b>Total Liabilities and Net Assets</b>		<b>\$322,447.88</b>

**Chino Valley Fire District**  
GL Account Ledger - Detail By Period  
6/1/2023 through 6/30/2023

Batch	Journal	Entry #	Date	Job	Document	Description	Debits	Credits	Balance
10.1100.0.0.000		CASH WITH YAVAPAI COUNTY							\$356,905.54
2313	CD	144167	06/12/23		706550045	American Express - Cash Disbursement AMER00	-	46.14	356,859.40
2314	GJ	144173	06/30/23		Cash With Yav Cty	Fire Authority Funding	-	260,143.36	96,716.04
2315	GJ	144174	06/30/23		Cash With Yav Cty	GF Tax & Interest Revenue-June,2023	71,571.29	-	168,287.33
CASH WITH YAVAPAI COUNTY TOTALS:							<u>\$71,571.29</u>	<u>\$260,189.50</u>	<u>\$168,287.33</u>
TOTAL OF LEDGER:							<u>\$71,571.29</u>	<u>\$260,189.50</u>	<u>\$168,287.33</u>

**Chino Valley Fire District**  
GL Trial Balance Worksheet  
For The Period of 6/1/2023 through 6/30/2023

Account	Description	Balances				Adjustments
		Beginning	Debits	Credits	Ending	
10.1100.0.0.000	Cash with Yavapai County	\$356,905.54	\$71,571.29	\$260,189.50	\$168,287.33	
TOTALS:		<u>\$356,905.54</u>	<u>\$71,571.29</u>	<u>\$260,189.50</u>	<u>\$168,287.33</u>	

CHINO VALLEY FIRE DISTRICT  
BOND DEBT SERVICE ACCOUNT BANK RECONCILIATION JUNE, 2023

Reconciliation:		
Beginning Balance (CVFD):	\$	447,238.94
Tax Revenue:	\$	5,394.58
Interest Revenue:	\$	2,621.85
Fire District Deposits:	\$	-
Principal/Interest Payments:	\$	(402,068.75)
Interest Paid on Tax Roll Corrections:	\$	-
Ending Balance:	\$	53,186.62

Difference Between Balances: \$ -

Bank Statement Balance:		
Balance Per Bank:	\$	53,186.62
Outstanding Checks:	\$	-
Outstanding Deposits:	\$	-
Ending Balance:	\$	53,186.62

Deposits Per Bank Statement:		
Fire District Deposits:	\$	-
Real Estate Taxes:	\$	4,850.82
Personal Property Taxes:	\$	543.76
Interest Revenue:	\$	2,621.85
Other:	\$	-
Ending Balance:	\$	8,016.43

Reconciliation Approved By:

Scott Freitag

Digitally signed by Scott Freitag  
Date: 2023.07.14 18:31:13  
-07'00'

Reconciliation Reviewed By:

Dave Tharp

Digitally signed by Dave Tharp  
Date: 2023.07.13 16:23:25  
-07'00'

Reconciliation Prepared By:

Karen Mauldin

Digitally signed by Karen Mauldin  
Date: 2023.07.12 12:40:35  
-07'00'

Scott Freitag, Fire Chief

David Tharp, Assistant Chief of Administration

Karen Mauldin, Finance Manager

**CHINO VALLEY FIRE DISTRICT**  
**BOND DEBT FUND - JUNE 2023**

---

Real Estate Taxes:	\$	4,850.82
UPP Taxes:	\$	543.76
Interest Received:	\$	2,621.85
Other:	\$	-

---

TOTAL:	\$	8,016.43
--------	----	----------

---

---



# Yavapai County Treasurer

## Monthly Statement

Date Range: 6/1/2023 to 6/30/2023

**Chino Valley Fire Dist BDS**  
**Fund: 6065640700**



# Yavapai County Treasurer

## Monthly Statement

Date Range: 6/1/2023 to 6/30/2023

Account	Period	YTD		
<b>6065640700</b>	<b>Chino Valley Fire Dist BDS</b>			
Begin Balance:	447,238.94	47,309.77		
Income:	8,016.43 ✓	450,030.75		
LOC Advance:	.00	.00		
Expense:	(402,068.75) ✓	(444,153.90)	LOC:	.00
LOC Payments:	.00	.00	Warrants Outstanding:	.00
Cash Balance:	53,186.62	53,186.62	End:	53,186.62

### Monthly Statement Summary

Source Code	Description		MTDAmount	YTDAmount
6065640700 Chino Valley Fire Dist BDS		Beginning Balance:	447,238.94	47,309.77
11100.2019	2019 Real Estate Taxes		.00	(11.02)
11100.2020	2020 Real Estate Taxes		6.59	(28.79)
11100.2021	2021 Real Estate Taxes		.00	7,854.64
11100.2022	2022 Real Estate Taxes		4,844.23	425,320.88
12100.2007	2007 Personal Property Taxes		.00	2.25
12100.2008	2008 Personal Property Taxes		.00	.66
12100.2009	2009 Personal Property Taxes		.00	4.06
12100.2010	2010 Personal Property Taxes		.00	8.68
12100.2011	2011 Personal Property Taxes		.00	8.52
12100.2012	2012 Personal Property Taxes		.00	7.42
12100.2013	2013 Personal Property Taxes		.00	9.82
12100.2014	2014 Personal Property Taxes		.00	9.34
12100.2015	2015 Personal Property Taxes		2.50	18.87
12100.2016	2016 Personal Property Taxes		2.33	19.88
12100.2017	2017 Personal Property Taxes		4.12	23.11
12100.2018	2018 Personal Property Taxes		4.45	23.71
12100.2019	2019 Personal Property Taxes		13.53	65.35
12100.2020	2020 Personal Property Taxes		51.75	551.30
12100.2021	2021 Personal Property Taxes		87.18	633.25
12100.2022	2022 Personal Property Taxes		377.90	9,074.87
38109.0	Interest on Investments St Treas		2,012.72	4,960.07
38113.0	Interest on Investments-Wells Fargo		609.13	1,473.88
90002.0	Interest Pd on Tax Roll Corrections		.00	(16.40)
92190.0	Bond Interest Payment		(42,068.75) ✓	(84,137.50)
92195.0	Bond Redemption Payment		(360,000.00) ✓	(360,000.00)
Ending Balance:			53,186.62	53,186.62

### Monthly Statement Detail

Date	Notes	Doc #	Amount	C/D
------	-------	-------	--------	-----



# Yavapai County Treasurer

## Monthly Statement

Date Range: 6/1/2023 to 6/30/2023

6065640700 Chino Valley Fire Dist BDS		Beginning Balance: 447,238.94	
11100.2020 2020 Real Estate Taxes		Source Code Total: 6.59	
06/05 Tax Distribution	0	6.59	C
11100.2022 2022 Real Estate Taxes		Source Code Total: 4,844.23	
06/01 Tax Distribution	0	57.79	C
06/01 Tax Distribution	0	4.63	C
06/02 Tax Distribution	0	276.06	C
06/02 Tax Distribution	0	134.19	C
06/05 Tax Distribution	0	72.94	C
06/05 Tax Distribution	0	38.92	C
06/06 Tax Distribution	0	124.08	C
06/06 Tax Distribution	0	56.85	C
06/07 Tax Distribution	0	7.69	C
06/07 Tax Distribution	0	80.23	C
06/07 Tax Distribution	0	77.42	C
06/08 Tax Distribution	0	347.28	C
06/08 Tax Distribution	0	.42	C
06/09 Tax Distribution	0	238.18	C
06/09 Tax Distribution	0	63.21	C
06/09 Tax Distribution	0	77.35	C
06/12 Tax Distribution	0	12.50	C
06/12 Tax Distribution	0	415.44	C
06/13 Tax Distribution	0	127.45	C
06/13 Tax Distribution	0	64.05	C
06/13 Tax Distribution	0	92.50	C
06/14 Tax Distribution	0	123.69	C
06/15 Tax Distribution	0	45.77	C
06/15 Tax Distribution	0	.51	C
06/15 Tax Distribution	0	23.14	C
06/16 Tax Distribution	0	752.25	C
06/20 Tax Distribution	0	27.88	C
06/20 Tax Distribution	0	275.79	C
06/20 Tax Distribution	0	47.56	C
06/20 Tax Distribution	0	33.63	C
06/21 Tax Distribution	0	30.40	C
06/21 Tax Distribution	0	124.35	C
06/21 Tax Distribution	0	12.23	C
06/22 Tax Distribution	0	147.53	C
06/22 Tax Distribution	0	23.67	C
06/22 Tax Distribution	0	7.39	C
06/23 Tax Distribution	0	214.16	C
06/23 Tax Distribution	0	36.22	C
06/26 Tax Distribution	0	140.83	C



# Yavapai County Treasurer

## Monthly Statement

Date Range: 6/1/2023 to 6/30/2023

06/26	Tax Distribution	0	.71	C
06/27	Tax Distribution	0	27.06	C
06/27	Tax Distribution	0	18.61	C
06/27	Tax Distribution	0	.42	C
06/28	Tax Distribution	0	132.33	C
06/28	Tax Distribution	0	53.79	C
06/29	Tax Distribution	0	70.81	C
06/29	Tax Distribution	0	30.73	C
06/30	Tax Distribution	0	10.42	C
06/30	Tax Distribution	0	63.17	C
12100.2015 2015 Personal Property Taxes			Source Code Total: 2.50	
06/13	Tax Distribution	0	2.50	C
12100.2016 2016 Personal Property Taxes			Source Code Total: 2.33	
06/13	Tax Distribution	0	2.33	C
12100.2017 2017 Personal Property Taxes			Source Code Total: 4.12	
06/07	Tax Distribution	0	1.10	C
06/08	Tax Distribution	0	.77	C
06/13	Tax Distribution	0	2.25	C
12100.2018 2018 Personal Property Taxes			Source Code Total: 4.45	
06/08	Tax Distribution	0	.34	C
06/13	Tax Distribution	0	2.13	C
06/20	Tax Distribution	0	1.98	C
12100.2019 2019 Personal Property Taxes			Source Code Total: 13.53	
06/13	Tax Distribution	0	1.97	C
06/20	Tax Distribution	0	11.56	C
12100.2020 2020 Personal Property Taxes			Source Code Total: 51.75	
06/06	Tax Distribution	0	10.26	C
06/08	Tax Distribution	0	(1.32)	C
06/09	Tax Distribution	0	10.83	C
06/13	Tax Distribution	0	1.81	C
06/20	Tax Distribution	0	1.95	C
06/27	Tax Distribution	0	8.71	C
06/29	Tax Distribution	0	19.51	C
12100.2021 2021 Personal Property Taxes			Source Code Total: 87.18	
06/07	Tax Distribution	0	6.46	C
06/13	Tax Distribution	0	1.74	C
06/16	Tax Distribution	0	2.45	C
06/20	Tax Distribution	0	3.11	C
06/22	Tax Distribution	0	11.85	C
06/27	Tax Distribution	0	8.36	C
06/29	Tax Distribution	0	53.21	C
12100.2022 2022 Personal Property Taxes			Source Code Total: 377.90	
06/01	Tax Distribution	0	8.08	C



# Yavapai County Treasurer

## Monthly Statement

Date Range: 6/1/2023 to 6/30/2023

06/06	Tax Distribution	0	2.02	C
06/07	Tax Distribution	0	13.45	C
06/07	Tax Distribution	0	1.34	C
06/08	Tax Distribution	0	3.50	C
06/09	Tax Distribution	0	30.83	C
06/09	Tax Distribution	0	2.85	C
06/09	Tax Distribution	0	28.09	C
06/12	Tax Distribution	0	3.73	C
06/13	Tax Distribution	0	9.65	C
06/14	Tax Distribution	0	1.65	C
06/16	Tax Distribution	0	1.95	C
06/16	Tax Distribution	0	3.34	C
06/20	Tax Distribution	0	9.93	C
06/20	Tax Distribution	0	32.28	C
06/20	Tax Distribution	0	36.26	C
06/21	Tax Distribution	0	2.53	C
06/21	Tax Distribution	0	.98	C
06/22	Tax Distribution	0	.80	C
06/22	Tax Distribution	0	11.47	C
06/23	Tax Distribution	0	16.84	C
06/23	Tax Distribution	0	19.68	C
06/26	Tax Distribution	0	2.17	C
06/26	Tax Distribution	0	65.19	C
06/27	Tax Distribution	0	31.45	C
06/29	Tax Distribution	0	24.66	C
06/30	Tax Distribution	0	13.18	C
38109.0	Interest on Investments St Treas		Source Code Total: 2,012.72	
06/26	Investment Interest	0	2,012.72	C
38113.0	Interest on Investments-Wells Fargo		Source Code Total: 609.13	
06/26	Investment Interest	0	609.13	C
92190.0	Bond Interest Payment		Source Code Total: (42,068.75)	
06/28	Chino Valley BDS pmnt due 7/1/23	0	(42,068.75)	D
92195.0	Bond Redemption Payment		Source Code Total: (360,000.00)	
06/28	Chino Valley BDS pmnt due 7/1/23	0	(360,000.00)	D
6065640700 Chino Valley Fire Dist BDS			<b>Ending Balance: 53,186.62</b>	

Chino Valley Fire District  
BR Checks and Charges Cleared  
For the Bank Statement ending: 6/30/23

BDS		Yavapai County Treasurer		Bond Debt Service		6-65640-7000
Date	Document	Description	Module	Company	Amount	
06/30/23	Cash With Yav Cty	BDS P&I Payments - June, 2023	GL	CHINOV	\$402,068.75	
TOTAL CHECKS AND CHARGES CLEARED:					\$402,068.75	

**Chino Valley Fire District**  
**Bank Reconciliation Summary**  
For the Bank Statement ending: 6/30/2023

BANK CONTROL ID: BDS - YAVAPAI COUNTY TREASURER		DESC: BOND DEBT SERVICE	ACCOUNT NO: 6-65640-7000
Beginning Balance:	06/01/23		\$447,238.94
Deposits and Credits:			\$8,016.43
Checks and Charges:			(\$402,068.75)
Adjustments:			\$0.00
Ending Balance Per Reconciliation:			<u>\$53,186.62</u>
Ending Balance Per Bank Statement:	06/30/23		\$53,186.62
* Outstanding Deposits and Credits:	06/30/23		\$0.00
* Outstanding Checks and Charges:	06/30/23		\$0.00
Ending Book Balance:			<u>\$53,186.62</u>

\* Outstanding amounts are all outstanding credits and charges dated prior or equal to the Reconciliation date.

**Chino Valley Fire District**  
BR Checks and Charges Outstanding  
For the Bank Statement ending:

<u>Date</u>	<u>Document</u>	<u>Description</u>	<u>Module</u>	<u>Company</u>	<u>Amount</u>
-------------	-----------------	--------------------	---------------	----------------	---------------

TOTAL CHECKS AND CHARGES OUTSTANDING:

Chino Valley Fire District  
BR Deposits and Credits Cleared  
For the Bank Statement ending: 6/30/23

BDS		Yavapai County Treasurer		Bond Debt Service		6-65640-7000	
Date	Document	Description	Module	Company	Amount		
06/30/23	Cash With Yav Cty	BDS Tax and Interest Revenue -	GL	CHINOV	\$8,016.43		
TOTAL DEPOSITS AND CREDITS CLEARED:						\$8,016.43	

**Chino Valley Fire District**  
BR Deposits and Credits Outstanding  
For the Bank Statement ending:

Date	Document	Description	Module	Company	Amount
------	----------	-------------	--------	---------	--------

TOTAL DEPOSITS AND CREDITS OUTSTANDING:

Chino Valley Fire District  
Bank Reconciliation Register

Document Number	Date	BR Status	Void?	Description	Date Cleared	Amount
MODULE: JOURNAL ENTRIES FROM GENERAL LEDGER						
BANK CONTROL ID: BDS - YAVAPAI COUNTY TREASURER						
Cash With Yav Cty	06/30/23	Marked	No	BDS Tax and Interest Revenue -	07/12/23	\$8,016.43
Cash With Yav Cty	06/30/23	Marked	No	BDS P&I Payments - June, 2023	07/12/23	\$402,068.75
SUB TOTAL FOR BANK:						\$410,085.18
TOTAL FOR MODULE:						\$410,085.18

Chino Valley Fire District  
BR Adjustments Report  
For the Bank Statement ending:

Date	Document	Description	GL Account	Offset Amt	Adj. Amt
------	----------	-------------	------------	------------	----------

DOCUMENT:

ADJUSTMENT DOCUMENT " TOTAL:

TOTAL FOR ALL ADJUSTMENTS:

7/12/23  
12:27:09 PM

**Chino Valley Fire District**  
**Income Statement**  
(Original Budget to Actual Comparison)  
For the period of 6/1/2023 Through 6/30/2023

Fund: (40) Bond Service Fund

	Account	Actual	Current Period Budget	Variance	%	Actual	Year To Date Budget	Variance	%
<b><u>Revenues</u></b>									
Real Estate Tax	40420000002	\$4,850.82	\$0.00	\$4,850.82	0.0%	\$433,135.71	\$0.00	\$433,135.71	0.0%
Personal Tax Revenue	40420500000	543.76	0.00	543.76	0.0	10,461.09	0.00	10,461.09	0.0
<b>Net Revenues</b>		<b>\$5,394.58</b>	<b>\$0.00</b>	<b>\$5,394.58</b>	<b>0.0 %</b>	<b>\$443,596.80</b>	<b>\$0.00</b>	<b>\$443,596.80</b>	<b>0.0 %</b>
<b>Income (Loss) from Operations</b>		<b>\$5,394.58</b>	<b>\$0.00</b>	<b>\$5,394.58</b>	<b>0.0%</b>	<b>\$443,596.80</b>	<b>\$0.00</b>	<b>\$443,596.80</b>	<b>0.0%</b>
<b><u>Other Income (Expense)</u></b>									
Bond Debt Service Interest Revenue	40430000000	\$2,621.85	\$0.00	\$2,621.85	0.0%	\$6,433.95	\$0.00	\$6,433.95	0.0%
Bond Debt Service Principle Payment	40600000000	(360,000.00)	0.00	(360,000.00)	0.0	(360,000.00)	0.00	(360,000.00)	0.0
Bond Debt Service Interest Expense	40610000000	(42,068.75)	0.00	(42,068.75)	0.0	(84,153.90)	0.00	(84,153.90)	0.0
<b>Total Other Income (Expense)</b>		<b>\$(399,446.90)</b>	<b>\$0.00</b>	<b>\$(399,446.90)</b>	<b>0.0 %</b>	<b>\$(437,719.95)</b>	<b>\$0.00</b>	<b>\$(437,719.95)</b>	<b>0.0 %</b>
<b>Net Income (Loss)</b>		<b>\$(394,052.32)</b>	<b>\$0.00</b>	<b>\$(394,052.32)</b>	<b>0.0%</b>	<b>\$5,876.85</b>	<b>\$0.00</b>	<b>\$5,876.85</b>	<b>0.0%</b>

**Chino Valley Fire District**  
GL Account Ledger - Detail By Period  
6/1/2023 through 6/30/2023

Batch	Journal	Entry #	Date	Job	Document	Description	Debits	Credits	Balance
40.1105.0.0.000			BOND DEBT SERVICE						\$447,238.94
2316	GJ	144179	06/30/23		Cash With Yav Cty	BDS Tax and Interest Revenue - 6/23	8,016.43	-	455,255.37
2317	GJ	144185	06/30/23		Cash With Yav Cty	BDS P&I Payments - June, 2023	-	402,068.75	53,186.62
BOND DEBT SERVICE TOTALS:							\$8,016.43	\$402,068.75	\$53,186.62
TOTAL OF LEDGER:							\$8,016.43	\$402,068.75	\$53,186.62

7/12/23  
12:27:16 PM

Chino Valley Fire District

Balance Sheet

As of 6/30/2023

Fund: (40) Bond Service Fund

Account: (1105) Not Defined

Assets

Current Assets

Bond Debt Service	\$53,186.62	
Total Current Assets		\$53,186.62
Total Assets		\$53,186.62
Total Liabilities and Net Assets		\$0.00

**Chino Valley Fire District**  
GL Trial Balance Worksheet  
For The Period of 6/1/2023 through 6/30/2023

Account	Description	Balances				Adjustments
		Beginning	Debits	Credits	Ending	
40.1105.0.0.000	Bond Debt Service	\$447,238.94	\$8,016.43	\$402,068.75	\$53,186.62	
TOTALS:		<u>\$447,238.94</u>	<u>\$8,016.43</u>	<u>\$402,068.75</u>	<u>\$53,186.62</u>	

\* Inactive accounts are marked and appear in grey.

CHINO VALLEY FIRE DISTRICT  
GENERAL FUND BANK RECONCILIATION JULY, 2023

Reconciliation:	
Beginning Balance:	\$ 168,287.33
Tax Revenue:	\$ 23,414.17
Interest Revenue:	\$ 1,179.27
Fire District Deposits:	\$ -
Checks From Accounts Payable:	\$ (450.00)
Transfer Out - Fire Authority:	\$ (71,571.29)
Other:	\$ -
Ending Balance:	\$ 120,859.48

Difference Between Balances: \$ -

Deposits Per Bank Statement:	
Real Estate Taxes:	\$ 17,680.89
Personal Property Taxes:	\$ 4,588.27
Fire District Assistance Tax:	\$ 1,145.01
Fire District Deposit:	\$ -
Interest Revenue:	\$ 1,179.27
ADOT & Fish and Game In Lieu:	\$ -
Other:	\$ -
Other:	\$ -
Ending Balance:	\$ 24,593.44

Bank Statement Balance:	
Balance Per Bank:	\$ 120,859.48
Outstanding Checks:	\$ -
Outstanding Deposits:	\$ -
Ending Balance:	\$ 120,859.48

G/L Ending Balance: \$ 120,859.48

\$ 120,859.48

Bank Reconciliation Register:	
Checks From Accounts Payable:	\$ 450.00
Other: GL JE Fire Authority Funding	\$ 71,571.29
Other:	\$ -
Total Checks:	\$ 72,021.29
Other: GL JE Tax & Interest Revenue	\$ 24,593.44
Other:	\$ -
Ending Balance:	\$ 24,593.44

Reconciliation Approved By:

Scott Freitag  
Digitally signed by Scott Freitag  
Date: 2023.08.15 06:51:52 -07'00'  
Scott Freitag, Fire Chief

Reconciliation Reviewed By:

Cody Rose  
Digitally signed by Cody Rose  
Date: 2023.08.14 08:47:24 -07'00'  
Cody Rose, Chief of Planning and Logistics

Reconciliation Prepared By:

Karen Mauldin  
Digitally signed by Karen Mauldin  
Date: 2023.08.09 07:27:06 -07'00'  
Karen Mauldin, Finance Manager

# CHINO VALLEY FIRE DISTRICT GENERAL FUND

## Tax Collection Data

Total Levy Month	FY 17-18 \$3,707,996 Collected	FY 18-19 \$3,926,501 Collected	FY 19-20 \$4,190,442 Collected	FY 20-21 \$4,497,237 Collected	FY 21-22 \$4,833,636 Collected	FY 22-23 \$5,218,024 Collected	FY 23-24 \$5,625,391 Collected
July	\$24,936	\$21,890	\$14,597	\$42,316	\$26,983	\$29,396	\$22,269
%	0.672%	0.557%	0.348%	0.941%	0.558%	0.563%	0.396%
% To Date	0.6725%	0.5575%	0.3483%	0.9409%	0.5582%	0.5633%	0.3959%
August	\$10,622	\$12,226	\$10,746	\$15,526	\$11,257	\$10,089	\$0
%	0.286%	0.311%	0.256%	0.345%	0.233%	0.193%	0.000%
% To Date	0.9590%	0.8688%	0.6048%	1.2862%	0.7911%	0.7567%	0.3959%
September	\$178,141	\$25,209	\$30,894	\$8,143	\$54,439	\$64,614	\$0
%	4.804%	0.642%	0.737%	0.181%	1.126%	1.238%	0.000%
% To Date	5.7632%	1.5109%	1.3420%	1.4673%	1.9174%	1.9950%	0.3959%
October	\$1,503,325	\$1,610,381	\$1,807,742	\$1,780,309	\$1,962,817	\$2,100,367	\$0
%	40.543%	41.013%	43.140%	39.587%	40.607%	40.252%	0.000%
% To Date	46.3060%	42.5240%	44.4817%	41.0540%	42.5249%	42.2471%	0.3959%
November	\$290,266	\$498,787	\$373,908	\$508,805	\$535,270	\$613,469	\$0
%	7.828%	12.703%	8.923%	11.314%	11.074%	11.757%	0.000%
% To Date	54.1341%	55.2271%	53.4046%	52.3677%	53.5987%	54.0038%	0.3959%
December	\$223,661	\$236,727	\$286,760	\$399,155	\$365,096	\$368,596	\$0
%	6.0319%	6.0289%	6.8432%	8.8756%	7.5532%	7.0639%	0.0000%
% To Date	60.1659%	61.2560%	60.2478%	61.2433%	61.1520%	61.0677%	0.3959%
January	\$153,278	\$117,994	\$115,429	\$118,322	\$183,242	\$167,132	\$0
%	4.1337%	3.0051%	2.7546%	2.6310%	3.7910%	3.2030%	0.0000%
% To Date	64.2997%	64.2611%	63.0023%	63.8742%	64.9429%	64.2707%	0.3959%
February	\$95,262	\$54,476	\$104,991	\$88,422	\$74,113	\$82,746	\$0
%	2.5691%	1.3874%	2.5055%	1.9661%	1.5333%	1.5858%	0.0000%
% To Date	66.8688%	65.6485%	65.5078%	65.8404%	66.4762%	65.8565%	0.3959%
March	\$127,298	\$138,910	\$142,182	\$143,500	\$112,700	\$150,474	\$0
%	3.4331%	3.5377%	3.3930%	3.1908%	2.3316%	2.8837%	0.0000%
% To Date	70.3018%	69.1863%	68.9008%	69.0312%	68.8078%	68.7402%	0.3959%
April	\$794,289	\$955,634	\$983,917	\$1,082,230	\$1,188,626	\$1,315,211	\$0
%	21.4210%	24.3380%	23.4800%	24.0643%	24.5907%	25.2051%	0.0000%
% To Date	91.7228%	93.5243%	92.3809%	93.0956%	93.3985%	93.9454%	0.3959%
May	\$238,700	\$189,925	\$206,496	\$202,990	\$226,873	\$242,625	\$0
%	6.4374%	4.8370%	4.9278%	4.5137%	4.6936%	4.6497%	0.0000%
% To Date	98.1602%	98.3613%	97.3086%	97.6092%	98.0921%	98.5951%	0.3959%
June	\$80,520	\$84,895	\$49,679	\$87,815	\$85,664	\$63,240	\$0
%	2.1715%	2.1621%	1.1855%	1.9527%	1.7723%	1.2120%	0.0000%
% To Date	100.3318%	100.5234%	98.4942%	99.5619%	99.8644%	99.8071%	0.3959%
TOTALS	\$3,720,297	\$3,947,053	\$4,127,341	\$4,477,533	\$4,827,080	\$5,207,958	\$22,269
Delinquency	-0.3318%	-0.5234%	1.5058%	0.4381%	0.1356%	0.1929%	99.6041%

# CHINO VALLEY FIRE DISTRICT GENERAL FUND

## FDAT Collection Data

Total Levy Month	FY 17-18 \$333,290 Collected	FY 18-19 \$333,290 Collected	FY 19-20 \$366,547 Collected	FY 20-21 \$400,000 Collected	FY 21-22 \$400,000 Collected	FY 22-23 \$400,000 Collected	FY 23-24 \$400,000 Collected
July	\$1,630	\$1,238	\$1,475	\$2,769	\$1,871	\$2,011	\$1,145
%	0.489%	0.371%	0.403%	0.692%	0.468%	0.503%	0.286%
% To Date	0.4891%	0.3715%	0.4025%	0.6923%	0.4677%	0.5026%	0.2863%
August	\$554	\$707	\$653	\$662	\$1,498	\$575	\$0
%	0.166%	0.212%	0.178%	0.166%	0.375%	0.144%	0.000%
% To Date	0.6553%	0.5835%	0.5806%	0.8579%	0.8422%	0.6465%	0.2863%
September	\$12,654	\$3,182	\$1,853	\$879	\$4,669	\$4,994	\$0
%	3.797%	0.955%	0.505%	0.220%	1.167%	1.249%	0.000%
% To Date	4.4520%	1.5382%	1.0861%	1.0777%	2.0095%	1.8950%	0.2863%
October	\$93,081	\$139,813	\$107,270	\$160,480	\$159,909	\$157,752	\$0
%	27.928%	41.949%	29.265%	40.120%	39.977%	39.438%	0.000%
% To Date	32.3799%	43.4877%	30.3510%	41.1979%	41.9866%	41.3329%	0.2863%
November	\$74,651	\$59,861	\$30,666	\$48,339	\$52,249	\$55,107	\$0
%	22.3983%	17.9606%	8.3663%	12.0848%	13.0622%	13.7768%	0.0000%
% To Date	54.7782%	61.4483%	38.7172%	53.2826%	55.0488%	55.1097%	0.2863%
December	\$21,663	\$25,413	\$112,035	\$39,219	\$35,029	\$35,365	\$0
%	6.4997%	7.6250%	30.5650%	9.8048%	8.7572%	8.8413%	0.0000%
% To Date	61.2779%	69.0733%	69.2822%	63.0874%	63.8060%	63.9510%	0.2863%
January	\$16,138	\$11,149	\$11,446	\$12,625	\$15,294	\$14,833	\$0
%	4.8420%	3.3450%	3.1227%	3.1562%	3.8235%	3.7081%	0.0000%
% To Date	66.1199%	72.4183%	72.4049%	66.2436%	67.6294%	67.6591%	0.2863%
February	\$8,056	\$7,409	\$10,419	\$6,657	\$5,785	\$5,943	\$0
%	2.417%	2.223%	2.842%	1.664%	1.446%	1.486%	0.000%
% To Date	68.5368%	74.6413%	75.2473%	67.9079%	69.0756%	69.1450%	0.2863%
March	\$12,174	\$13,713	\$13,361	\$10,897	\$8,259	\$8,963	\$0
%	3.6528%	4.1143%	3.6452%	2.7242%	2.0646%	2.2407%	0.0000%
% To Date	72.1897%	78.7556%	78.8925%	70.6320%	71.1403%	71.3856%	0.2863%
April	\$63,209	\$79,859	\$85,315	\$88,842	\$89,498	\$93,760	\$0
%	18.9651%	23.9607%	23.2754%	22.2104%	22.3745%	23.4400%	0.0000%
% To Date	91.1548%	102.7164%	102.1679%	92.8424%	93.5148%	94.8256%	0.2863%
May	\$23,731	\$18,881	\$21,832	\$19,620	\$19,623	\$17,519	\$0
%	7.1201%	5.6650%	5.9561%	4.9050%	4.9058%	4.3797%	0.0000%
% To Date	98.2749%	108.3813%	108.1240%	97.7475%	98.4206%	99.2052%	0.2863%
June	\$5,094	\$5,726	\$4,474	\$6,987	\$6,978	\$3,648	\$0
%	1.5285%	1.7181%	1.2206%	1.7468%	1.7445%	0.9121%	0.0000%
% To Date	99.8034%	110.0995%	109.3446%	99.4943%	100.1651%	100.1173%	0.2863%
TOTALS	\$332,635	\$366,951	\$400,799	\$397,977	\$400,660	\$400,469	\$1,145
Delinquency	0.1966%	-10.0995%	-9.3446%	0.5057%	-0.1651%	-0.1173%	99.7137%

100.0000% 100.0000% 100.0000% 100.0000% 100.0000% 100.0000% 100.0000%



## 2023 - 2024 Cash Flow by Month : JULY

	Actual	Projected										
	July	Aug.	Sept.	Oct.	Nov.	Dec.	Jan.	Feb.	March	April	May	June
<b>Revenues:</b>												
Taxes (Real Estate/UPP)	22,269	468,783	468,783	468,783	468,783	468,783	468,783	468,783	468,783	468,783	468,783	468,783
FDAT	1,145	33,333	33,333	33,333	33,333	33,333	33,333	33,333	33,333	33,333	33,333	33,333
Interest Income	1,179	-	-	-	-	-	-	-	-	-	-	-
Other Income	-	167	167	167	167	167	167	167	167	167	167	167
<b>RevenueTotals:</b>	<b>24,593</b>	502,283	502,283	502,283	502,283	502,283	502,283	502,283	502,283	502,283	502,283	502,283
<b>Expenditures:</b>												
Fire Authority Funding	71,571	501,116	501,116	501,116	501,116	501,116	501,116	501,116	501,116	501,116	501,116	501,116
Professional Services/ Fire Board	450	1,167	1,167	1,167	1,167	1,167	1,167	1,167	1,167	1,167	1,167	1,167
Miscellaneous	-	-	-	-	-	-	-	-	-	-	-	-
Contingency	-	1,667	1,667	1,667	1,667	1,667	1,667	1,667	1,667	1,667	1,667	1,667
<b>ExpenditureTotals:</b>	<b>72,021</b>	503,949	503,949	503,949	503,949	503,949	503,949	503,949	503,949	503,949	503,949	503,949

Monthly Net Cash (47,428)

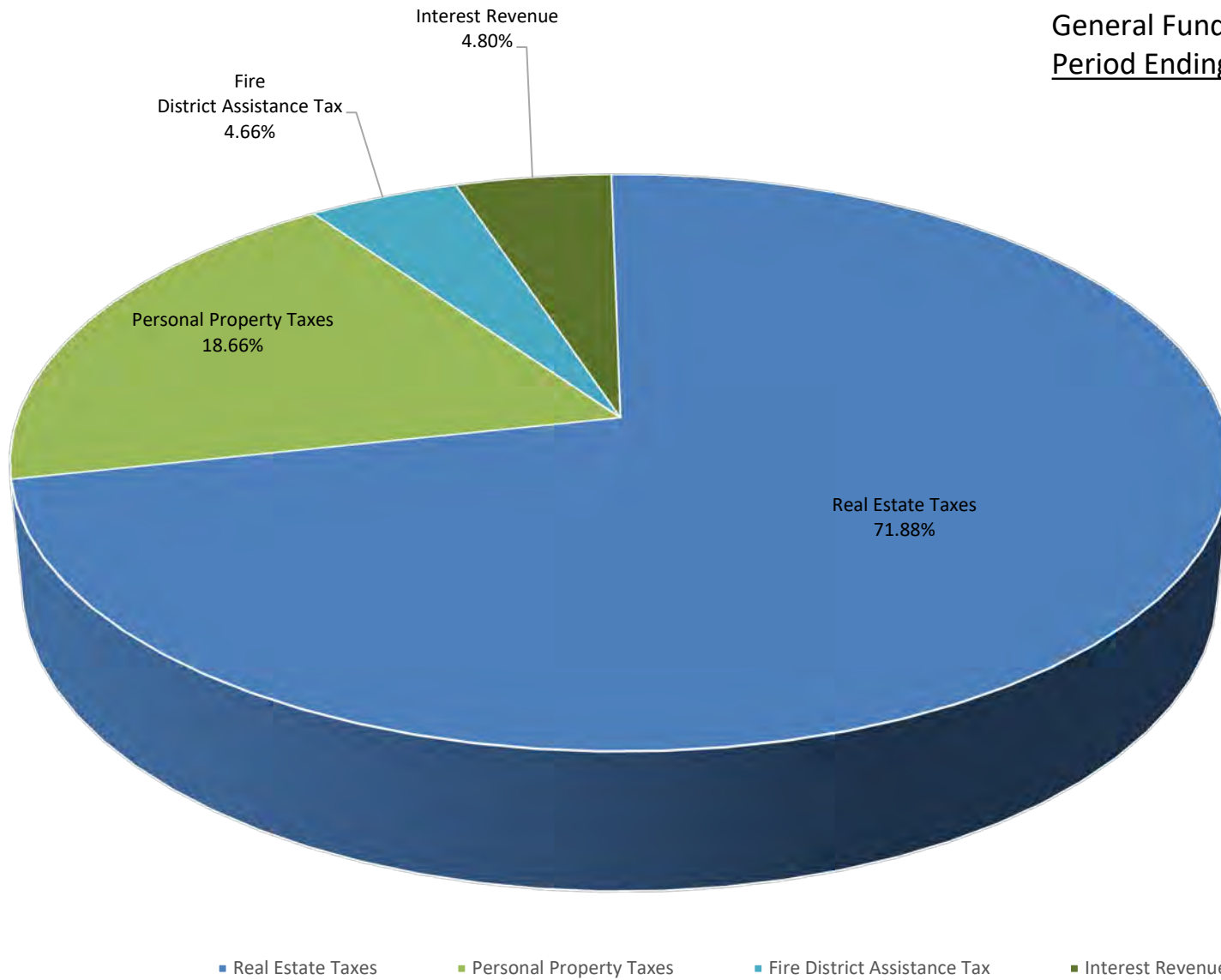
Cumulative Net Cash (27,428)

Cash Balance  
(Carryover) 20,000

**CHINO VALLEY FIRE DISTRICT GENERAL FUND  
REVENUE GRAPH DATA**

		YTD	
	Revenue	Budget	%
Real Estate Taxes	\$ 17,681	\$ 5,625,391	71.88
Personal Property Taxes	\$ 4,588	\$ -	18.66
Fire District Assistance Tax	\$ 1,145	\$ 400,000	4.66
Rebates/Refunds	\$ -	\$ 2,000	0.00
Interest Revenue	\$ 1,179	\$ -	4.80
Other Revenue	\$ -	\$ -	0.00
<b>TOTALS:</b>	<b>\$ 24,593</b>	<b>\$ 6,027,391</b>	<b>100.00</b>

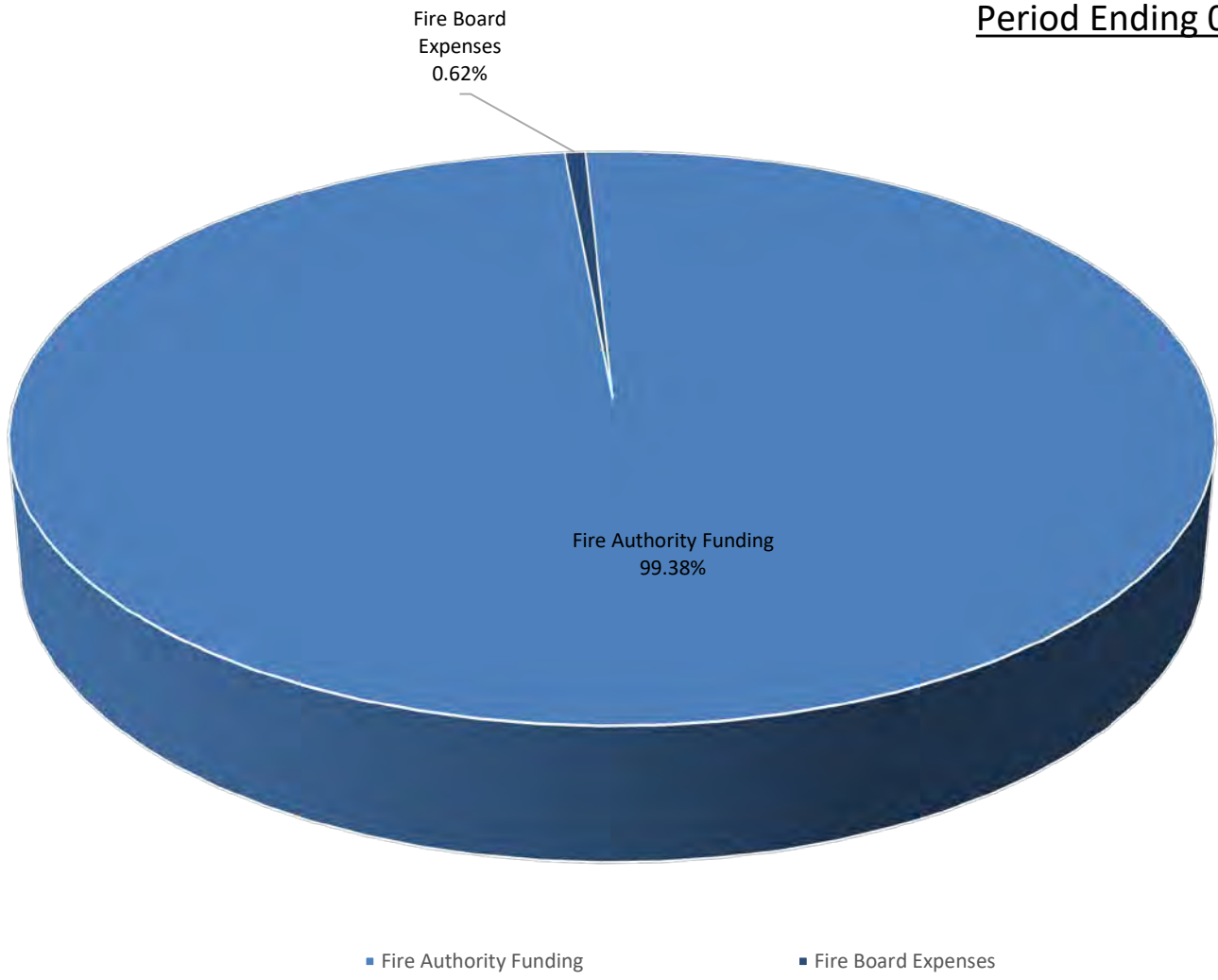
Chino Valley Fire District  
FY 2023 - 2024  
General Fund Revenue  
Period Ending 07/31/2023



**CHINO VALLEY FIRE DISTRICT GENERAL FUND  
EXPENSE GRAPH DATA**

		YTD	
Expense		Budget	%
Fire Authority Funding	\$ 71,571	\$ 6,013,391	99.38
Audit and Accounting	\$ -	\$ 8,000	0.00
Legal	\$ -	\$ 5,000	0.00
Fire Board Expenses	\$ 450	\$ 1,000	0.62
Miscellaneous Expenses	\$ -	\$ -	0.00
<b>TOTAL:</b>	<b>\$ 72,021</b>	<b>\$ 6,027,391</b>	<b>100.00</b>

Chino Valley Fire District  
FY 2023 - 2024  
General Fund Expenditures  
Period Ending 07/31/2023



**CHINO VALLEY FIRE DISTRICT**  
**GENERAL FUND - JULY, 2023**

Real Estate Taxes:	\$	17,680.89
UPP Taxes:	\$	4,588.27
FDAT:	\$	1,145.01
Interest Received:	\$	1,179.27
Other:	\$	-
<hr/>		
TOTAL:	\$	24,593.44
<hr/>		

Transferred to CAFMA:	\$	71,571.29
-----------------------	----	-----------



# Yavapai County Treasurer

## Monthly Statement

Date Range: 7/1/2023 to 7/31/2023

**Chino Valley Fire Dist GF**  
**Fund: 6065540000**



# Yavapai County Treasurer

## Monthly Statement

Date Range: 7/1/2023 to 7/31/2023

Account	Period	YTD		
<b>6065540000</b>	<b>Chino Valley Fire Dist GF</b>			
Begin Balance:	168,287.33	168,287.33		
Income:	24,593.44 ✓	24,593.44		
LOC Advance:	.00	.00		
Expense:	(72,021.29)	(72,021.29)	LOC:	.00
LOC Payments:	.00	.00	Warrants Outstanding:	.00
Cash Balance:	120,859.48	120,859.48	End:	120,859.48

### Monthly Statement Summary

Source Code	Description	MTDAmount	YTDAmount
<b>6065540000</b>	<b>Chino Valley Fire Dist GF</b>	<b>Beginning Balance:</b>	<b>168,287.33</b>
11100.2022	2022 Real Estate Taxes	17,680.89	17,680.89
12100.2003	2003 Personal Property Taxes	71.97	71.97
12100.2004	2004 Personal Property Taxes	79.78	79.78
12100.2005	2005 Personal Property Taxes	78.78	78.78
12100.2006	2006 Personal Property Taxes	95.61	95.61
12100.2007	2007 Personal Property Taxes	93.54	93.54
12100.2009	2009 Personal Property Taxes	.78	.78
12100.2012	2012 Personal Property Taxes	19.96	19.96
12100.2017	2017 Personal Property Taxes	7.05	7.05
12100.2018	2018 Personal Property Taxes	87.02	87.02
12100.2019	2019 Personal Property Taxes	68.21	68.21
12100.2020	2020 Personal Property Taxes	539.02	539.02
12100.2021	2021 Personal Property Taxes	459.95	459.95
12100.2022	2022 Personal Property Taxes	2,986.60	2,986.60
37150.0	FDAT Distributions	1,145.01	1,145.01
38109.0	Interest on Investments St Treas	586.47	586.47
38113.0	Interest on Investments-Wells Fargo	592.80	592.80
91032.0	Warrants Redeemed	(450.00)	(450.00)
91702.0	Transfer out	(71,571.29)	(71,571.29)
	<b>Ending Balance:</b>	<b>120,859.48</b>	<b>120,859.48</b>

### Monthly Statement Detail

Date	Notes	Doc #	Amount	C/D
<b>6065540000</b>	<b>Chino Valley Fire Dist GF</b>		<b>Beginning Balance: 168,287.33</b>	
11100.2022	2022 Real Estate Taxes		Source Code Total: 17,680.89	
07/03	Tax Distribution	0	864.30	C
07/03	Tax Distribution	0	1,758.63	C
07/03	Tax Distribution	0	(769.99)	C
07/03	Tax Distribution	0	298.03	C
07/05	Tax Distribution	0	337.04	C



# Yavapai County Treasurer

## Monthly Statement

Date Range: 7/1/2023 to 7/31/2023

07/06	Tax Distribution	0	476.53	C
07/06	Tax Distribution	0	351.61	C
07/07	Tax Distribution	0	225.85	C
07/07	Tax Distribution	0	33.83	C
07/10	Tax Distribution	0	9.06	C
07/10	Tax Distribution	0	481.87	C
07/10	Tax Distribution	0	2,918.99	C
07/11	Tax Distribution	0	165.99	C
07/12	Tax Distribution	0	9.57	C
07/12	Tax Distribution	0	422.91	C
07/13	Tax Distribution	0	292.21	C
07/13	Tax Distribution	0	167.56	C
07/14	Tax Distribution	0	140.35	C
07/17	Tax Distribution	0	1,200.97	C
07/17	Tax Distribution	0	388.71	C
07/18	Tax Distribution	0	159.76	C
07/19	Tax Distribution	0	276.39	C
07/20	Tax Distribution	0	70.04	C
07/20	Tax Distribution	0	321.91	C
07/21	Tax Distribution	0	631.91	C
07/21	Tax Distribution	0	90.30	C
07/24	Tax Distribution	0	2,653.86	C
07/26	Tax Distribution	0	48.11	C
07/26	Tax Distribution	0	599.31	C
07/28	Tax Distribution	0	955.12	C
07/31	Tax Distribution	0	1,020.29	C
07/31	Tax Distribution	0	1,079.87	C
12100.2003 2003 Personal Property Taxes			Source Code Total: 71.97	
07/24	Tax Distribution	0	71.97	C
12100.2004 2004 Personal Property Taxes			Source Code Total: 79.78	
07/24	Tax Distribution	0	79.78	C
12100.2005 2005 Personal Property Taxes			Source Code Total: 78.78	
07/24	Tax Distribution	0	78.78	C
12100.2006 2006 Personal Property Taxes			Source Code Total: 95.61	
07/24	Tax Distribution	0	95.61	C
12100.2007 2007 Personal Property Taxes			Source Code Total: 93.54	
07/24	Tax Distribution	0	93.54	C
12100.2009 2009 Personal Property Taxes			Source Code Total: .78	
07/24	Tax Distribution	0	.78	C
12100.2012 2012 Personal Property Taxes			Source Code Total: 19.96	
07/03	Tax Distribution	0	19.96	C
12100.2017 2017 Personal Property Taxes			Source Code Total: 7.05	
07/17	Tax Distribution	0	7.05	C



# Yavapai County Treasurer

## Monthly Statement

Date Range: 7/1/2023 to 7/31/2023

12100.2018 2018 Personal Property Taxes		Source Code Total: 87.02	
07/03 Tax Distribution	0	18.50	C
07/17 Tax Distribution	0	68.52	C
12100.2019 2019 Personal Property Taxes		Source Code Total: 68.21	
07/17 Tax Distribution	0	48.88	C
07/31 Tax Distribution	0	19.33	C
12100.2020 2020 Personal Property Taxes		Source Code Total: 539.02	
07/06 Tax Distribution	0	195.79	C
07/17 Tax Distribution	0	48.20	C
07/18 Tax Distribution	0	295.03	C
12100.2021 2021 Personal Property Taxes		Source Code Total: 459.95	
07/03 Tax Distribution	0	208.51	C
07/06 Tax Distribution	0	97.54	C
07/10 Tax Distribution	0	105.83	C
07/17 Tax Distribution	0	48.07	C
12100.2022 2022 Personal Property Taxes		Source Code Total: 2,986.60	
07/03 Tax Distribution	0	364.88	C
07/03 Tax Distribution	0	543.14	C
07/05 Tax Distribution	0	481.00	C
07/07 Tax Distribution	0	8.42	C
07/10 Tax Distribution	0	85.48	C
07/17 Tax Distribution	0	154.73	C
07/19 Tax Distribution	0	.25	C
07/21 Tax Distribution	0	353.49	C
07/24 Tax Distribution	0	5.66	C
07/26 Tax Distribution	0	206.47	C
07/27 Tax Distribution	0	125.61	C
07/27 Tax Distribution	0	453.41	C
07/31 Tax Distribution	0	204.06	C
37150.0 FDAT Distributions		Source Code Total: 1,145.01	
07/03 Fire Dist Assistance Tax 0.139752	0	223.23	C
07/05 Fire Dist Assistance Tax 0.139752	0	86.37	C
07/06 Fire Dist Assistance Tax 0.139752	0	65.97	C
07/07 Fire Dist Assistance Tax 0.139752	0	44.26	C
07/10 Fire Dist Assistance Tax 0.139752	0	90.22	C
07/12 Fire Dist Assistance Tax 0.139752	0	5.82	C
07/13 Fire Dist Assistance Tax 0.139752	0	24.86	C
07/14 Fire Dist Assistance Tax 0.139752	0	15.40	C
07/17 Fire Dist Assistance Tax 0.139752	0	68.55	C
07/18 Fire Dist Assistance Tax 0.139752	0	21.86	C
07/19 Fire Dist Assistance Tax 0.139752	0	27.54	C
07/20 Fire Dist Assistance Tax 0.139752	0	19.95	C
07/21 Fire Dist Assistance Tax 0.139752	0	30.78	C



# Yavapai County Treasurer

## Monthly Statement

Date Range: 7/1/2023 to 7/31/2023

07/24	Fire Dist Assistance Tax 0.139752	0	96.79	C
07/25	Fire Dist Assistance Tax 0.139752	0	19.50	C
07/26	Fire Dist Assistance Tax 0.139752	0	181.54	C
07/27	Fire Dist Assistance Tax 0.139752	0	33.09	C
07/28	Fire Dist Assistance Tax 0.139752	0	34.53	C
07/31	Fire Dist Assistance Tax 0.139752	0	54.75	C
38109.0 Interest on Investments St Treas			Source Code Total: 586.47	
07/26	Investment Interest	0	586.47	C
38113.0 Interest on Investments-Wells Fargo			Source Code Total: 592.80	
07/26	Investment Interest	0	592.80	C
91032.0 Warrants Redeemed			Source Code Total: (450.00)	
07/17	Paid Warrants	0	(450.00)	D
91702.0 Transfer out			Source Code Total: (71,571.29)	
07/20	Transfer Request email per Karen, 7/19/23	0	(71,571.29)	D
6065540000 Chino Valley Fire Dist GF			<b>Ending Balance: 120,859.48</b>	

### Warrant Detail

Payee Name	Warrant	Amount	Issue Dt	Status Dt	Voucher
6065540000 Chino Valley Fire Dist GF			Account Total: 450.00		
Fund: 0655			Fund Total: 450.00		
Status: PAID			Status Total: 450.00		
/	0706550046	450.00	07/10/23	07/17/23	
Count		Amount			
Total PAID:		1	450.00		

Chino Valley Fire District  
Bank Reconciliation Summary  
For the Bank Statement ending: 7/31/2023

BANK CONTROL ID: GEN - GENERAL FUND		DESC: GENERAL FUND	ACCOUNT NO: 0000000000000000
Beginning Balance:	07/01/23		\$168,287.33
Deposits and Credits:			\$24,593.44
Checks and Charges:			(\$72,021.29)
Adjustments:			\$0.00
Ending Balance Per Reconciliation:			<u>\$120,859.48</u>
Ending Balance Per Bank Statement:	07/31/23		\$120,859.48
* Outstanding Deposits and Credits:	07/31/23		\$0.00
* Outstanding Checks and Charges:	07/31/23		\$0.00
Ending Book Balance:			<u>\$120,859.48</u>

\* Outstanding amounts are all outstanding credits and charges dated prior or equal to the Reconciliation date.

Chino Valley Fire District  
BR Checks and Charges Cleared  
For the Bank Statement ending: 7/31/23

GEN		General Fund		General Fund		0000000000000000
Date	Document	Description	Module	Company	Amount	
07/10/23	706550046	American Express	AP	CHINOV	\$450.00	
07/31/23	Cash With Yav Cty	Fire Authority Funding	GL	CHINOV	\$71,571.29	
TOTAL CHECKS AND CHARGES CLEARED:					\$72,021.29	

Chino Valley Fire District  
BR Checks and Charges Outstanding  
For the Bank Statement ending:

Date	Document	Description	Module	Company	Amount
------	----------	-------------	--------	---------	--------

TOTAL CHECKS AND CHARGES OUTSTANDING:

Chino Valley Fire District  
BR Deposits and Credits Cleared  
For the Bank Statement ending: 7/31/23

GEN		General Fund			0000000000000000
Date	Document	Description	Module	Company	Amount
07/31/23	Cash With Yav Cty	GF Tax & Interest Revenue-July	GL	CHINOV	\$24,593.44
TOTAL DEPOSITS AND CREDITS CLEARED:					\$24,593.44

**Chino Valley Fire District**  
BR Deposits and Credits Outstanding  
For the Bank Statement ending:

Date	Document	Description	Module	Company	Amount
------	----------	-------------	--------	---------	--------

TOTAL DEPOSITS AND CREDITS OUTSTANDING:

Chino Valley Fire District  
Bank Reconciliation Register

Document Number	Date	BR Status	Void?	Description	Date Cleared	Amount
-----------------	------	-----------	-------	-------------	--------------	--------

MODULE: CHECKS FROM ACCOUNTS PAYABLE

BANK CONTROL ID: GEN - GENERAL FUND						
706550046	07/10/23	Marked	No	American Express	08/08/23	\$450.00
SUB TOTAL FOR BANK:						\$450.00
TOTAL FOR MODULE:						\$450.00

MODULE: JOURNAL ENTRIES FROM GENERAL LEDGER

BANK CONTROL ID: GEN - GENERAL FUND						
Cash With Yav Cty	07/31/23	Marked	No	Fire Authority Funding	08/08/23	\$71,571.29
Cash With Yav Cty	07/31/23	Marked	No	GF Tax & Interest Revenue-July	08/08/23	\$24,593.44
SUB TOTAL FOR BANK:						\$96,164.73
TOTAL FOR MODULE:						\$96,164.73

Chino Valley Fire District  
BR Adjustments Report  
For the Bank Statement ending:

Date	Document	Description	GL Account	Offset Amt	Adj. Amt
------	----------	-------------	------------	------------	----------

DOCUMENT:

ADJUSTMENT DOCUMENT " TOTAL:

TOTAL FOR ALL ADJUSTMENTS:

8/8/23  
6:41:44 PM

**Chino Valley Fire District**  
Income Statement  
(Original Budget to Actual Comparison)  
For the period of 7/1/2023 Through 7/31/2023

Fund: (10) General Fund

	Account	Actual	Current Period Budget	Variance	%	Actual	Year To Date Budget	Variance	%
<b><u>Revenues</u></b>									
Real Estate Tax	10400000000	\$17,680.89	\$5,625,391.00	\$(5,607,710.11)	(99.7)%	\$5,103,911.69	\$5,625,391.00	\$(521,479.31)	(9.3)%
Personal Property Tax	10410000000	4,588.27	0.00	4,588.27	0.0	126,315.67	0.00	126,315.67	0.0
Fire District Assistance Tax	10420000000	1,145.01	400,000.00	(398,854.99)	(99.7)	401,614.27	400,000.00	1,614.27	0.4
Interest Income-General Fund	10490000000	1,179.27	0.00	1,179.27	0.0	16,740.85	0.00	16,740.85	0.0
Rebates/Refunds	10500000000	0.00	2,000.00	(2,000.00)	(100.0)	0.00	2,000.00	(2,000.00)	(100.0)
Misc. Revenues	10510000000	0.00	0.00	0.00	0.0	4.43	0.00	4.43	0.0
<b>Net Revenues</b>		<b>\$24,593.44</b>	<b>\$6,027,391.00</b>	<b>\$(6,002,797.56)</b>	<b>(99.6)%</b>	<b>\$5,648,586.91</b>	<b>\$6,027,391.00</b>	<b>\$(378,804.09)</b>	<b>(6.3)%</b>
<b><u>Program Expenses</u></b>									
Fire Authority Funding	10670010000	\$71,571.29	\$6,013,391.00	\$5,941,819.71	98.8%	\$5,717,152.72	\$6,013,391.00	\$296,238.28	4.9%
<b>Total Program Expenses</b>		<b>\$71,571.29</b>	<b>\$6,013,391.00</b>	<b>\$5,941,819.71</b>	<b>98.8 %</b>	<b>\$5,717,152.72</b>	<b>\$6,013,391.00</b>	<b>\$296,238.28</b>	<b>4.9 %</b>
<b><u>Fund Raising Expenses</u></b>									
Audit & Accounting	10640010000	\$0.00	\$8,000.00	\$8,000.00	100.0%	\$4,000.00	\$8,000.00	\$4,000.00	50.0%
Legal Services - Routine	10641010000	0.00	5,000.00	5,000.00	100.0	1,665.00	5,000.00	3,335.00	66.7
Fire Board Expenses	10644110000	450.00	1,000.00	550.00	55.0	894.90	1,000.00	105.10	10.5
Misc/Admin	10661010000	0.00	0.00	0.00	0.0	180.09	0.00	(180.09)	0.0
Contingency Expense - Current	10780130000	0.00	20,000.00	20,000.00	100.0	0.00	20,000.00	20,000.00	100.0
<b>Total Fund Raising Expenses</b>		<b>\$450.00</b>	<b>\$34,000.00</b>	<b>\$33,550.00</b>	<b>98.7 %</b>	<b>\$6,739.99</b>	<b>\$34,000.00</b>	<b>\$27,260.01</b>	<b>80.2 %</b>
<b>Total Expenses</b>		<b>\$72,021.29</b>	<b>\$6,047,391.00</b>	<b>\$5,975,369.71</b>	<b>98.8%</b>	<b>\$5,723,892.71</b>	<b>\$6,047,391.00</b>	<b>\$323,498.29</b>	<b>5.3%</b>
<b>Net Income (Loss)</b>		<b>\$(47,427.85)</b>	<b>\$(20,000.00)</b>	<b>\$(27,427.85)</b>	<b>(137.1)%</b>	<b>\$(75,305.80)</b>	<b>\$(20,000.00)</b>	<b>\$(55,305.80)</b>	<b>(276.5)%</b>

8/8/23  
6:41:59 PM

**Chino Valley Fire District**

Balance Sheet

As of 7/31/2023

Fund: (10) General Fund

**Assets**

**Current Assets**

Cash with Yavapai County	\$120,859.48	
Taxes Receivable	154,159.98	
Total Current Assets		\$275,019.46
<b>Total Assets</b>		<b>\$275,019.46</b>

**Liabilities and Net Assets**

**Current Liabilities**

Accounts Payable	\$270.00	
Deferred Compensation (Prop Tax)	114,675.70	
Total Current Liabilities		\$114,945.70
<b>Total Liabilities</b>		<b>\$114,945.70</b>

**Net Assets**

Fund Balance	\$235,380.13	
Current Year Net Assets	(75,305.80)	
<b>Total Net Assets</b>		<b>160,074.33</b>
<b>Total Liabilities and Net Assets</b>		<b>\$275,020.03</b>

**Chino Valley Fire District**  
GL Account Ledger - Detail By Period  
7/1/2023 through 7/31/2023

Batch	Journal	Entry #	Date	Job	Document	Description	Debits	Credits	Balance
10.1100.0.0.000		CASH WITH YAVAPAI COUNTY							\$168,287.33
2318	CD	144186	07/10/23		706550046	American Express - Cash Disbursement AMER00	-	450.00	167,837.33
2319	GJ	144189	07/31/23		Cash With Yav Cty	Fire Authority Funding	-	71,571.29	96,266.04
2320	GJ	144190	07/31/23		Cash With Yav Cty	GF Tax & Interest Revenue-July, 2023	24,593.44	-	120,859.48
CASH WITH YAVAPAI COUNTY TOTALS:							<u>\$24,593.44</u>	<u>\$72,021.29</u>	<u>\$120,859.48</u>
TOTAL OF LEDGER:							<u>\$24,593.44</u>	<u>\$72,021.29</u>	<u>\$120,859.48</u>

**Chino Valley Fire District**  
GL Trial Balance Worksheet  
For The Period of 7/1/2023 through 7/31/2023

Account	Description	Balances				Adjustments
		Beginning	Debits	Credits	Ending	
10.1100.0.0.000	Cash with Yavapai County	\$168,287.33	\$24,593.44	\$72,021.29	\$120,859.48	
TOTALS:		<u>\$168,287.33</u>	<u>\$24,593.44</u>	<u>\$72,021.29</u>	<u>\$120,859.48</u>	

**CHINO VALLEY FIRE DISTRICT**  
**BOND DEBT SERVICE ACCOUNT BANK RECONCILIATION JULY, 2023**

**Reconciliation:**

Beginning Balance (CVFD):	\$	53,186.62
Tax Revenue:	\$	1,874.62
Interest Revenue:	\$	1,493.59
Fire District Deposits:	\$	-
Principal/Interest Payments:	\$	-
Interest Paid on Tax Roll Corrections:	\$	-
<b>Ending Balance:</b>	<b>\$</b>	<b>56,554.83</b>

Difference Between Balances: \$ -

**Bank Statement Balance:**

Balance Per Bank:	\$	56,554.83
Outstanding Checks:	\$	-
Outstanding Deposits:	\$	-
<b>Ending Balance:</b>	<b>\$</b>	<b>56,554.83</b>

**Deposits Per Bank Statement:**

Fire District Deposits:	\$	-
Real Estate Taxes:	\$	1,504.91
Personal Property Taxes:	\$	369.71
Interest Revenue:	\$	1,493.59
Other:	\$	-
<b>Ending Balance:</b>	<b>\$</b>	<b>3,368.21</b>

**Reconciliation Approved By:**

**Scott Freitag**

Digitally signed by Scott Freitag  
Date: 2023.08.15 06:52:46  
-07'00'

*Scott Freitag, Fire Chief*

**Reconciliation Reviewed By:**

**Cody Rose**

Digitally signed by Cody Rose  
Date: 2023.08.14 08:48:15  
-07'00'

*Cody Rose, Chief of Planning and Logistics*

**Reconciliation Prepared By:**

**Karen Mauldin**

Digitally signed by Karen Mauldin  
Date: 2023.08.09 11:32:10  
-07'00'

*Karen Mauldin, Finance Manager*

**CHINO VALLEY FIRE DISTRICT**  
**BOND DEBT FUND - JUNE 2023**

---

Real Estate Taxes:	\$	1,504.91
UPP Taxes:	\$	369.71
Interest Received:	\$	1,493.59
Other:	\$	-

---

TOTAL:	\$	3,368.21
--------	----	----------

---

---



# Yavapai County Treasurer

## Monthly Statement

Date Range: 7/1/2023 to 7/31/2023

**Chino Valley Fire Dist BDS**  
**Fund: 6065640700**



# Yavapai County Treasurer

## Monthly Statement

Date Range: 7/1/2023 to 7/31/2023

Account	Period	YTD		
<b>6065640700</b>	<b>Chino Valley Fire Dist BDS</b>			
Begin Balance:	53,186.62	53,186.62		
Income:	3,368.21 ✓	3,368.21		
LOC Advance:	.00	.00		
Expense:	.00	.00	LOC:	.00
LOC Payments:	.00	.00	Warrants Outstanding:	.00
Cash Balance:	56,554.83	56,554.83	End:	56,554.83

### Monthly Statement Summary

Source Code	Description		MTDAmount	YTDAmount
<b>6065640700</b>	<b>Chino Valley Fire Dist BDS</b>	<b>Beginning Balance:</b>	53,186.62	53,186.62
11100.2022	2022 Real Estate Taxes		1,504.91	1,504.91
12100.2007	2007 Personal Property Taxes		7.13	7.13
12100.2009	2009 Personal Property Taxes		.10	.10
12100.2012	2012 Personal Property Taxes		1.90	1.90
12100.2017	2017 Personal Property Taxes		.80	.80
12100.2018	2018 Personal Property Taxes		9.33	9.33
12100.2019	2019 Personal Property Taxes		6.78	6.78
12100.2020	2020 Personal Property Taxes		49.20	49.20
12100.2021	2021 Personal Property Taxes		40.28	40.28
12100.2022	2022 Personal Property Taxes		254.19	254.19
38109.0	Interest on Investments St Treas		742.79	742.79
38113.0	Interest on Investments-Wells Fargo		750.80	750.80
	<b>Ending Balance:</b>		<b>56,554.83</b>	<b>56,554.83</b>

### Monthly Statement Detail

Date	Notes	Doc #	Amount	C/D
<b>6065640700</b>	<b>Chino Valley Fire Dist BDS</b>		<b>Beginning Balance: 53,186.62</b>	
11100.2022	2022 Real Estate Taxes		Source Code Total: 1,504.91	
07/03	Tax Distribution	0	73.56	C
07/03	Tax Distribution	0	149.68	C
07/03	Tax Distribution	0	(65.54)	C
07/03	Tax Distribution	0	25.37	C
07/05	Tax Distribution	0	28.70	C
07/06	Tax Distribution	0	40.55	C
07/06	Tax Distribution	0	29.93	C
07/07	Tax Distribution	0	19.22	C
07/07	Tax Distribution	0	2.88	C
07/10	Tax Distribution	0	.77	C
07/10	Tax Distribution	0	41.02	C
07/10	Tax Distribution	0	248.45	C



# Yavapai County Treasurer

## Monthly Statement

Date Range: 7/1/2023 to 7/31/2023

07/11	Tax Distribution	0	14.13	C
07/12	Tax Distribution	0	.81	C
07/12	Tax Distribution	0	36.00	C
07/13	Tax Distribution	0	24.87	C
07/13	Tax Distribution	0	14.26	C
07/14	Tax Distribution	0	11.95	C
07/17	Tax Distribution	0	102.22	C
07/17	Tax Distribution	0	33.09	C
07/18	Tax Distribution	0	13.60	C
07/19	Tax Distribution	0	23.52	C
07/20	Tax Distribution	0	5.96	C
07/20	Tax Distribution	0	27.40	C
07/21	Tax Distribution	0	53.79	C
07/21	Tax Distribution	0	7.69	C
07/24	Tax Distribution	0	225.88	C
07/26	Tax Distribution	0	4.09	C
07/26	Tax Distribution	0	51.01	C
07/28	Tax Distribution	0	81.29	C
07/31	Tax Distribution	0	86.85	C
07/31	Tax Distribution	0	91.91	C
12100.2007 2007 Personal Property Taxes			Source Code Total: 7.13	
07/24	Tax Distribution	0	7.13	C
12100.2009 2009 Personal Property Taxes			Source Code Total: .10	
07/24	Tax Distribution	0	.10	C
12100.2012 2012 Personal Property Taxes			Source Code Total: 1.90	
07/03	Tax Distribution	0	1.90	C
12100.2017 2017 Personal Property Taxes			Source Code Total: .80	
07/17	Tax Distribution	0	.80	C
12100.2018 2018 Personal Property Taxes			Source Code Total: 9.33	
07/03	Tax Distribution	0	1.98	C
07/17	Tax Distribution	0	7.35	C
12100.2019 2019 Personal Property Taxes			Source Code Total: 6.78	
07/17	Tax Distribution	0	4.86	C
07/31	Tax Distribution	0	1.92	C
12100.2020 2020 Personal Property Taxes			Source Code Total: 49.20	
07/06	Tax Distribution	0	17.87	C
07/17	Tax Distribution	0	4.40	C
07/18	Tax Distribution	0	26.93	C
12100.2021 2021 Personal Property Taxes			Source Code Total: 40.28	
07/03	Tax Distribution	0	18.26	C
07/06	Tax Distribution	0	8.54	C
07/10	Tax Distribution	0	9.27	C
07/17	Tax Distribution	0	4.21	C



# Yavapai County Treasurer

## Monthly Statement

Date Range: 7/1/2023 to 7/31/2023

12100.2022 2022 Personal Property Taxes		Source Code Total: 254.19	
07/03 Tax Distribution	0	31.06	C
07/03 Tax Distribution	0	46.22	C
07/05 Tax Distribution	0	40.94	C
07/07 Tax Distribution	0	.72	C
07/10 Tax Distribution	0	7.28	C
07/17 Tax Distribution	0	13.17	C
07/19 Tax Distribution	0	.02	C
07/21 Tax Distribution	0	30.09	C
07/24 Tax Distribution	0	.48	C
07/26 Tax Distribution	0	17.57	C
07/27 Tax Distribution	0	10.69	C
07/27 Tax Distribution	0	38.59	C
07/31 Tax Distribution	0	17.36	C
38109.0 Interest on Investments St Treas		Source Code Total: 742.79	
07/26 Investment Interest	0	742.79	C
38113.0 Interest on Investments-Wells Fargo		Source Code Total: 750.80	
07/26 Investment Interest	0	750.80	C
6065640700 Chino Valley Fire Dist BDS		<b>Ending Balance: 56,554.83</b>	

Chino Valley Fire District  
Bank Reconciliation Summary  
For the Bank Statement ending: 7/31/2023

BANK CONTROL ID: BDS - YAVAPAI COUNTY TREASURER		DESC: BOND DEBT SERVICE	ACCOUNT NO: 6-65640-7000
Beginning Balance:	07/01/23		\$53,186.62
Deposits and Credits:			\$3,368.21
Checks and Charges:			\$0.00
Adjustments:			\$0.00
Ending Balance Per Reconciliation:			<u>\$56,554.83</u>
Ending Balance Per Bank Statement:	07/31/23		\$56,554.83
* Outstanding Deposits and Credits:	07/31/23		\$0.00
* Outstanding Checks and Charges:	07/31/23		\$0.00
Ending Book Balance:			<u>\$56,554.83</u>

\* Outstanding amounts are all outstanding credits and charges dated prior or equal to the Reconciliation date.

**Chino Valley Fire District**  
BR Checks and Charges Cleared  
For the Bank Statement ending:

Date	Document	Description	Module	Company	Amount
------	----------	-------------	--------	---------	--------

TOTAL CHECKS AND CHARGES CLEARED:

**Chino Valley Fire District**  
BR Checks and Charges Outstanding  
For the Bank Statement ending:

<u>Date</u>	<u>Document</u>	<u>Description</u>	<u>Module</u>	<u>Company</u>	<u>Amount</u>
-------------	-----------------	--------------------	---------------	----------------	---------------

TOTAL CHECKS AND CHARGES OUTSTANDING:

Chino Valley Fire District  
BR Deposits and Credits Cleared  
For the Bank Statement ending: 7/31/23

BDS		Yavapai County Treasurer		Bond Debt Service		6-65640-7000	
Date	Document	Description	Module	Company	Amount		
07/31/23	Cash With Yav Cty	BDS Tax & Interest Revenue - J	GL	CHINOV	\$3,368.21		
TOTAL DEPOSITS AND CREDITS CLEARED:						\$3,368.21	

**Chino Valley Fire District**  
BR Deposits and Credits Outstanding  
For the Bank Statement ending:

Date	Document	Description	Module	Company	Amount
------	----------	-------------	--------	---------	--------

TOTAL DEPOSITS AND CREDITS OUTSTANDING:

Chino Valley Fire District  
Bank Reconciliation Register

Document Number	Date	BR Status	Void?	Description	Date Cleared	Amount
-----------------	------	-----------	-------	-------------	--------------	--------

MODULE: JOURNAL ENTRIES FROM GENERAL LEDGER

BANK CONTROL ID: BDS - YAVAPAI COUNTY TREASURER

Cash With Yav Cty	07/31/23	Marked	No	BDS Tax & Interest Revenue - J	08/09/23	\$3,368.21
-------------------	----------	--------	----	--------------------------------	----------	------------

SUB TOTAL FOR BANK:	\$3,368.21
---------------------	------------

TOTAL FOR MODULE:	\$3,368.21
-------------------	------------

Chino Valley Fire District  
BR Adjustments Report  
For the Bank Statement ending:

Date	Document	Description	GL Account	Offset Amt	Adj. Amt
------	----------	-------------	------------	------------	----------

DOCUMENT:

ADJUSTMENT DOCUMENT " TOTAL:

TOTAL FOR ALL ADJUSTMENTS:

8/9/23  
11:16:36 AM

**Chino Valley Fire District**  
Income Statement  
(Original Budget to Actual Comparison)  
For the period of 7/1/2023 Through 7/31/2023

Fund: (40) Bond Service Fund

	Account	Actual	Current Period Budget	Variance	%	Actual	Year To Date Budget	Variance	%
<b><u>Revenues</u></b>									
Real Estate Tax	40420000002	\$1,504.91	\$0.00	\$1,504.91	0.0%	\$434,640.62	\$0.00	\$434,640.62	0.0%
Personal Tax Revenue	40420500000	369.71	0.00	369.71	0.0	10,830.80	0.00	10,830.80	0.0
<b>Net Revenues</b>		<b>\$1,874.62</b>	<b>\$0.00</b>	<b>\$1,874.62</b>	<b>0.0 %</b>	<b>\$445,471.42</b>	<b>\$0.00</b>	<b>\$445,471.42</b>	<b>0.0 %</b>
<b>Income (Loss) from Operations</b>		<b>\$1,874.62</b>	<b>\$0.00</b>	<b>\$1,874.62</b>	<b>0.0%</b>	<b>\$445,471.42</b>	<b>\$0.00</b>	<b>\$445,471.42</b>	<b>0.0%</b>
<b><u>Other Income (Expense)</u></b>									
Bond Debt Service Interest Revenue	40430000000	\$1,493.59	\$0.00	\$1,493.59	0.0%	\$7,927.54	\$0.00	\$7,927.54	0.0%
Bond Debt Service Principle Payment	40600000000	0.00	0.00	0.00	0.0	(360,000.00)	0.00	(360,000.00)	0.0
Bond Debt Service Interest Expense	40610000000	0.00	0.00	0.00	0.0	(84,153.90)	0.00	(84,153.90)	0.0
<b>Total Other Income (Expense)</b>		<b>\$1,493.59</b>	<b>\$0.00</b>	<b>\$1,493.59</b>	<b>0.0 %</b>	<b>\$(436,226.36)</b>	<b>\$0.00</b>	<b>\$(436,226.36)</b>	<b>0.0 %</b>
<b>Net Income (Loss)</b>		<b>\$3,368.21</b>	<b>\$0.00</b>	<b>\$3,368.21</b>	<b>0.0%</b>	<b>\$9,245.06</b>	<b>\$0.00</b>	<b>\$9,245.06</b>	<b>0.0%</b>

8/9/23  
11:16:44 AM

Chino Valley Fire District

Balance Sheet

As of 7/31/2023

Fund: (40) Bond Service Fund

Account: (1105) Not Defined

Assets

<b><u>Current Assets</u></b>		
Bond Debt Service	\$56,554.83	
Total Current Assets		\$56,554.83
<b>Total Assets</b>		<b>\$56,554.83</b>
<b>Total Liabilities and Net Assets</b>		<b>\$0.00</b>

**Chino Valley Fire District**  
GL Account Ledger - Detail By Period  
7/1/2023 through 7/31/2023

Batch	Journal	Entry #	Date	Job	Document	Description	Debits	Credits	Balance
40.1105.0.0.000			BOND DEBT SERVICE						\$53,186.62
2321	GJ	144195	07/31/23		Cash With Yav Cty	BDS Tax & Interest Revenue - July, 2023	3,368.21	-	56,554.83
BOND DEBT SERVICE TOTALS:							\$3,368.21	\$0.00	\$56,554.83
TOTAL OF LEDGER:							\$3,368.21	\$0.00	\$56,554.83

**Chino Valley Fire District**  
GL Trial Balance Worksheet  
For The Period of 7/1/2023 through 7/31/2023

Account	Description	Balances				Adjustments
		Beginning	Debits	Credits	Ending	
40.1105.0.0.000	Bond Debt Service	\$53,186.62	\$3,368.21	\$0.00	\$56,554.83	
TOTALS:		<u>\$53,186.62</u>	<u>\$3,368.21</u>	<u>\$0.00</u>	<u>\$56,554.83</u>	

The Chino Valley Fire District Board of Directors have reviewed and approved the following monthly financial documents to include Income Statements, Balance Sheets, and Bank Reconciliations with supporting documents, Revenue and Expenditure Graphs, and Cash Flow Projections in compliance with ARS §48-805, 807:

CVFD General Fund

CVFD Bond Debt Service

---

Fire Board Chairperson	Date
------------------------	------

---

Fire Board Clerk	Date
------------------	------

**Signatures indicating approval on next page.**

CHINO VALLEY FIRE DISTRICT  
GENERAL FUND BANK RECONCILIATION AUGUST, 2023

Reconciliation:		
Beginning Balance:	\$	120,859.48
Tax Revenue:	\$	11,891.75
Interest Revenue:	\$	548.40
Fire District Deposits:	\$	-
Checks From Accounts Payable:	\$	(225.00)
Transfer Out - Fire Authority:	\$	(24,593.44)
Other: Tax Roll Corrections	\$	(113.83)
Ending Balance:	\$	108,367.36

Difference Between Balances: \$ -

Deposits Per Bank Statement:		
Real Estate Taxes:	\$	5,379.78
Personal Property Taxes:	\$	5,971.77
Fire District Assistance Tax:	\$	540.20
Fire District Deposit:	\$	-
Interest Revenue:	\$	548.40
ADOT & Fish and Game In Lieu:	\$	-
Other:	\$	-
Other:	\$	-
Ending Balance:	\$	12,440.15

Bank Statement Balance:		
Balance Per Bank:	\$	108,592.36
Outstanding Checks:	\$	(225.00)
Outstanding Deposits:	\$	-

Ending Balance: \$ 108,367.36

G/L Ending Balance: \$ 108,367.36

\$ 108,367.36

Bank Reconciliation Register:		
Checks From Accounts Payable:	\$	225.00
Other: GL JE Fire Authority Funding	\$	24,593.44
Other: Tax Roll Corrections	\$	113.83
Total Checks:	\$	24,932.27

Other: GL JE Tax & Interest Revenue \$ 12,440.15  
Other: \$ -

Ending Balance: \$ 12,440.15

Reconciliation Approved By:

Scott Freitag  
Digitally signed by Scott Freitag  
Date: 2023.09.12 19:27:44 -07'00'  
\_\_\_\_\_  
Scott Freitag, Fire Chief

Reconciliation Reviewed By:

Cody Rose  
Digitally signed by Cody Rose  
Date: 2023.09.12 15:46:05 -07'00'  
\_\_\_\_\_  
Cody Rose, Assistant Chief of Planning and Logistics

Reconciliation Prepared By:

Karen Mauldin  
Digitally signed by Karen Mauldin  
Date: 2023.09.12 11:57:37 -07'00'  
\_\_\_\_\_  
Karen Mauldin, Finance Manager

# CHINO VALLEY FIRE DISTRICT GENERAL FUND

## Tax Collection Data

Total Levy Month	FY 17-18 \$3,707,996 Collected	FY 18-19 \$3,926,501 Collected	FY 19-20 \$4,190,442 Collected	FY 20-21 \$4,497,237 Collected	FY 21-22 \$4,833,636 Collected	FY 22-23 \$5,218,024 Collected	FY 23-24 \$5,625,391 Collected
July	\$24,936	\$21,890	\$14,597	\$42,316	\$26,983	\$29,396	\$22,269
%	0.672%	0.557%	0.348%	0.941%	0.558%	0.563%	0.396%
% To Date	0.6725%	0.5575%	0.3483%	0.9409%	0.5582%	0.5633%	0.3959%
August	\$10,622	\$12,226	\$10,746	\$15,526	\$11,257	\$10,089	\$11,352
%	0.286%	0.311%	0.256%	0.345%	0.233%	0.193%	0.202%
% To Date	0.9590%	0.8688%	0.6048%	1.2862%	0.7911%	0.7567%	0.5977%
September	\$178,141	\$25,209	\$30,894	\$8,143	\$54,439	\$64,614	\$0
%	4.804%	0.642%	0.737%	0.181%	1.126%	1.238%	0.000%
% To Date	5.7632%	1.5109%	1.3420%	1.4673%	1.9174%	1.9950%	0.5977%
October	\$1,503,325	\$1,610,381	\$1,807,742	\$1,780,309	\$1,962,817	\$2,100,367	\$0
%	40.543%	41.013%	43.140%	39.587%	40.607%	40.252%	0.000%
% To Date	46.3060%	42.5240%	44.4817%	41.0540%	42.5249%	42.2471%	0.5977%
November	\$290,266	\$498,787	\$373,908	\$508,805	\$535,270	\$613,469	\$0
%	7.828%	12.703%	8.923%	11.314%	11.074%	11.757%	0.000%
% To Date	54.1341%	55.2271%	53.4046%	52.3677%	53.5987%	54.0038%	0.5977%
December	\$223,661	\$236,727	\$286,760	\$399,155	\$365,096	\$368,596	\$0
%	6.0319%	6.0289%	6.8432%	8.8756%	7.5532%	7.0639%	0.0000%
% To Date	60.1659%	61.2560%	60.2478%	61.2433%	61.1520%	61.0677%	0.5977%
January	\$153,278	\$117,994	\$115,429	\$118,322	\$183,242	\$167,132	\$0
%	4.1337%	3.0051%	2.7546%	2.6310%	3.7910%	3.2030%	0.0000%
% To Date	64.2997%	64.2611%	63.0023%	63.8742%	64.9429%	64.2707%	0.5977%
February	\$95,262	\$54,476	\$104,991	\$88,422	\$74,113	\$82,746	\$0
%	2.5691%	1.3874%	2.5055%	1.9661%	1.5333%	1.5858%	0.0000%
% To Date	66.8688%	65.6485%	65.5078%	65.8404%	66.4762%	65.8565%	0.5977%
March	\$127,298	\$138,910	\$142,182	\$143,500	\$112,700	\$150,474	\$0
%	3.4331%	3.5377%	3.3930%	3.1908%	2.3316%	2.8837%	0.0000%
% To Date	70.3018%	69.1863%	68.9008%	69.0312%	68.8078%	68.7402%	0.5977%
April	\$794,289	\$955,634	\$983,917	\$1,082,230	\$1,188,626	\$1,315,211	\$0
%	21.4210%	24.3380%	23.4800%	24.0643%	24.5907%	25.2051%	0.0000%
% To Date	91.7228%	93.5243%	92.3809%	93.0956%	93.3985%	93.9454%	0.5977%
May	\$238,700	\$189,925	\$206,496	\$202,990	\$226,873	\$242,625	\$0
%	6.4374%	4.8370%	4.9278%	4.5137%	4.6936%	4.6497%	0.0000%
% To Date	98.1602%	98.3613%	97.3086%	97.6092%	98.0921%	98.5951%	0.5977%
June	\$80,520	\$84,895	\$49,679	\$87,815	\$85,664	\$63,240	\$0
%	2.1715%	2.1621%	1.1855%	1.9527%	1.7723%	1.2120%	0.0000%
% To Date	100.3318%	100.5234%	98.4942%	99.5619%	99.8644%	99.8071%	0.5977%
TOTALS	\$3,720,297	\$3,947,053	\$4,127,341	\$4,477,533	\$4,827,080	\$5,207,958	\$33,621
Delinquency	-0.3318%	-0.5234%	1.5058%	0.4381%	0.1356%	0.1929%	99.4023%

# CHINO VALLEY FIRE DISTRICT GENERAL FUND

## FDAT Collection Data

Total Levy Month	FY 17-18 \$333,290 Collected	FY 18-19 \$333,290 Collected	FY 19-20 \$366,547 Collected	FY 20-21 \$400,000 Collected	FY 21-22 \$400,000 Collected	FY 22-23 \$400,000 Collected	FY 23-24 \$400,000 Collected
July	\$1,630	\$1,238	\$1,475	\$2,769	\$1,871	\$2,011	\$1,145
%	0.489%	0.371%	0.403%	0.692%	0.468%	0.503%	0.286%
% To Date	0.4891%	0.3715%	0.4025%	0.6923%	0.4677%	0.5026%	0.2863%
August	\$554	\$707	\$653	\$662	\$1,498	\$575	\$540
%	0.166%	0.212%	0.178%	0.166%	0.375%	0.144%	0.135%
% To Date	0.6553%	0.5835%	0.5806%	0.8579%	0.8422%	0.6465%	0.4213%
September	\$12,654	\$3,182	\$1,853	\$879	\$4,669	\$4,994	\$0
%	3.797%	0.955%	0.505%	0.220%	1.167%	1.249%	0.000%
% To Date	4.4520%	1.5382%	1.0861%	1.0777%	2.0095%	1.8950%	0.4213%
October	\$93,081	\$139,813	\$107,270	\$160,480	\$159,909	\$157,752	\$0
%	27.928%	41.949%	29.265%	40.120%	39.977%	39.438%	0.000%
% To Date	32.3799%	43.4877%	30.3510%	41.1979%	41.9866%	41.3329%	0.4213%
November	\$74,651	\$59,861	\$30,666	\$48,339	\$52,249	\$55,107	\$0
%	22.3983%	17.9606%	8.3663%	12.0848%	13.0622%	13.7768%	0.0000%
% To Date	54.7782%	61.4483%	38.7172%	53.2826%	55.0488%	55.1097%	0.4213%
December	\$21,663	\$25,413	\$112,035	\$39,219	\$35,029	\$35,365	\$0
%	6.4997%	7.6250%	30.5650%	9.8048%	8.7572%	8.8413%	0.0000%
% To Date	61.2779%	69.0733%	69.2822%	63.0874%	63.8060%	63.9510%	0.4213%
January	\$16,138	\$11,149	\$11,446	\$12,625	\$15,294	\$14,833	\$0
%	4.8420%	3.3450%	3.1227%	3.1562%	3.8235%	3.7081%	0.0000%
% To Date	66.1199%	72.4183%	72.4049%	66.2436%	67.6294%	67.6591%	0.4213%
February	\$8,056	\$7,409	\$10,419	\$6,657	\$5,785	\$5,943	\$0
%	2.417%	2.223%	2.842%	1.664%	1.446%	1.486%	0.000%
% To Date	68.5368%	74.6413%	75.2473%	67.9079%	69.0756%	69.1450%	0.4213%
March	\$12,174	\$13,713	\$13,361	\$10,897	\$8,259	\$8,963	\$0
%	3.6528%	4.1143%	3.6452%	2.7242%	2.0646%	2.2407%	0.0000%
% To Date	72.1897%	78.7556%	78.8925%	70.6320%	71.1403%	71.3856%	0.4213%
April	\$63,209	\$79,859	\$85,315	\$88,842	\$89,498	\$93,760	\$0
%	18.9651%	23.9607%	23.2754%	22.2104%	22.3745%	23.4400%	0.0000%
% To Date	91.1548%	102.7164%	102.1679%	92.8424%	93.5148%	94.8256%	0.4213%
May	\$23,731	\$18,881	\$21,832	\$19,620	\$19,623	\$17,519	\$0
%	7.1201%	5.6650%	5.9561%	4.9050%	4.9058%	4.3797%	0.0000%
% To Date	98.2749%	108.3813%	108.1240%	97.7475%	98.4206%	99.2052%	0.4213%
June	\$5,094	\$5,726	\$4,474	\$6,987	\$6,978	\$3,648	\$0
%	1.5285%	1.7181%	1.2206%	1.7468%	1.7445%	0.9121%	0.0000%
% To Date	99.8034%	110.0995%	109.3446%	99.4943%	100.1651%	100.1173%	0.4213%
TOTALS	\$332,635	\$366,951	\$400,799	\$397,977	\$400,660	\$400,469	\$1,685
Delinquency	0.1966%	-10.0995%	-9.3446%	0.5057%	-0.1651%	-0.1173%	99.5787%

100.0000% 100.0000% 100.0000% 100.0000% 100.0000% 100.0000% 100.0000%



## 2023 - 2024 Cash Flow by Month : AUGUST

	Actual		Projected									
	July	Aug.	Sept.	Oct.	Nov.	Dec.	Jan.	Feb.	March	April	May	June
<b>Revenues:</b>												
Taxes (Real Estate/UPP)	22,269	11,352	468,783	468,783	468,783	468,783	468,783	468,783	468,783	468,783	468,783	468,783
FDAT	1,145	540	33,333	33,333	33,333	33,333	33,333	33,333	33,333	33,333	33,333	33,333
Interest Income	1,179	548	-	-	-	-	-	-	-	-	-	-
Other Income	-	-	167	167	167	167	167	167	167	167	167	167
<b>RevenueTotals:</b>	24,593	12,440	502,283	502,283	502,283	502,283	502,283	502,283	502,283	502,283	502,283	502,283
<b>Expenditures:</b>												
Fire Authority Funding	71,571	24,593	501,116	501,116	501,116	501,116	501,116	501,116	501,116	501,116	501,116	501,116
Professional Services/ Fire Board	450	225	1,167	1,167	1,167	1,167	1,167	1,167	1,167	1,167	1,167	1,167
Miscellaneous	-	114	-	-	-	-	-	-	-	-	-	-
Contingency	-	-	1,667	1,667	1,667	1,667	1,667	1,667	1,667	1,667	1,667	1,667
<b>ExpenditureTotals:</b>	72,021	24,932	503,949	503,949	503,949	503,949	503,949	503,949	503,949	503,949	503,949	503,949

Monthly Net Cash (47,428) (12,492)

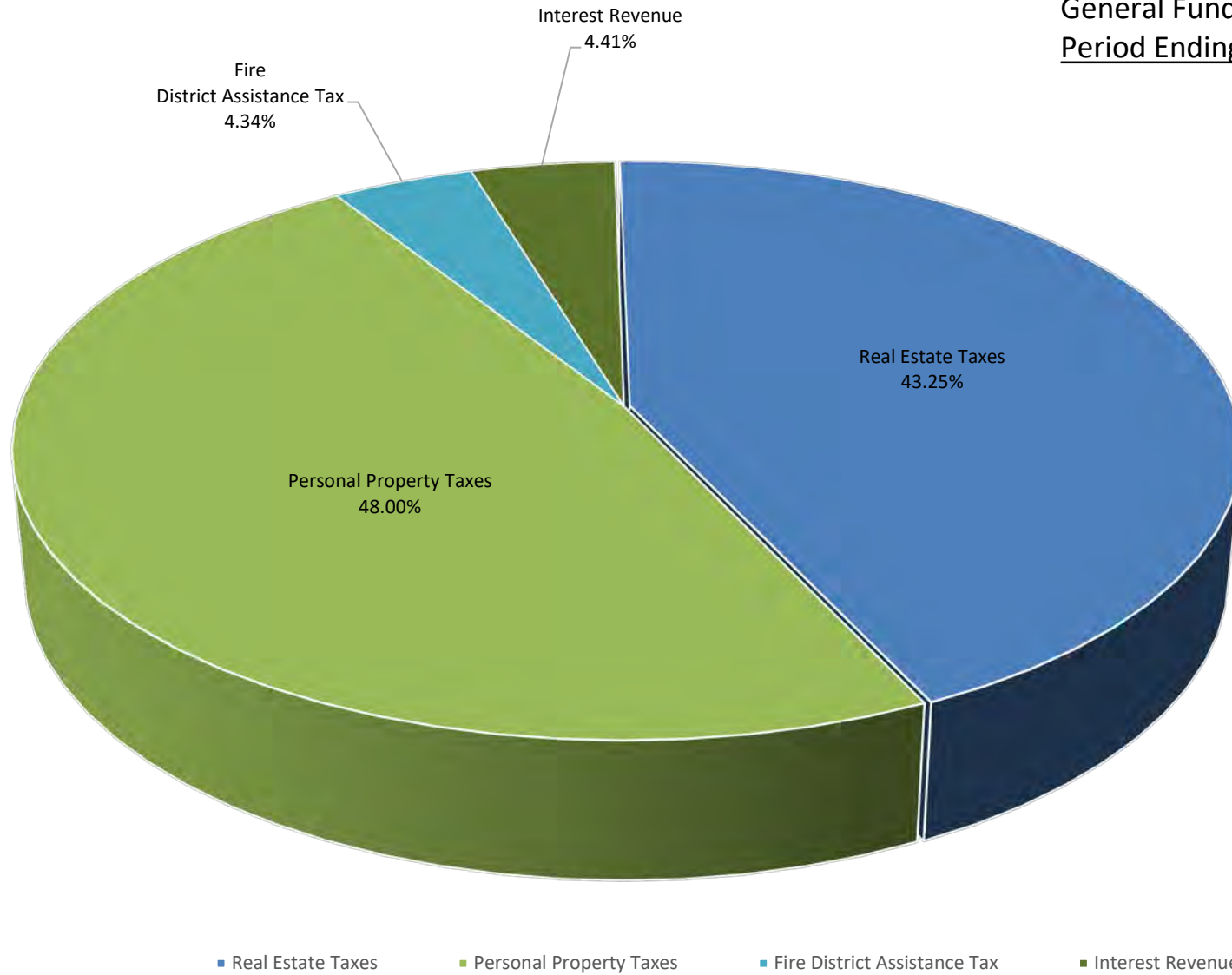
Cumulative Net Cash (27,428) (39,920)

Cash Balance  
(Carryover) 20,000 7,508

**CHINO VALLEY FIRE DISTRICT GENERAL FUND  
REVENUE GRAPH DATA**

		YTD	
	Revenue	Budget	%
Real Estate Taxes	\$ 5,380	\$ 5,625,391	43.25
Personal Property Taxes	\$ 5,972	\$ -	48.00
Fire District Assistance Tax	\$ 540	\$ 400,000	4.34
Rebates/Refunds	\$ -	\$ 2,000	0.00
Interest Revenue	\$ 548	\$ -	4.41
Other Revenue	\$ -	\$ -	0.00
<b>TOTALS:</b>	<b>\$ 12,440</b>	<b>\$ 6,027,391</b>	<b>100.00</b>

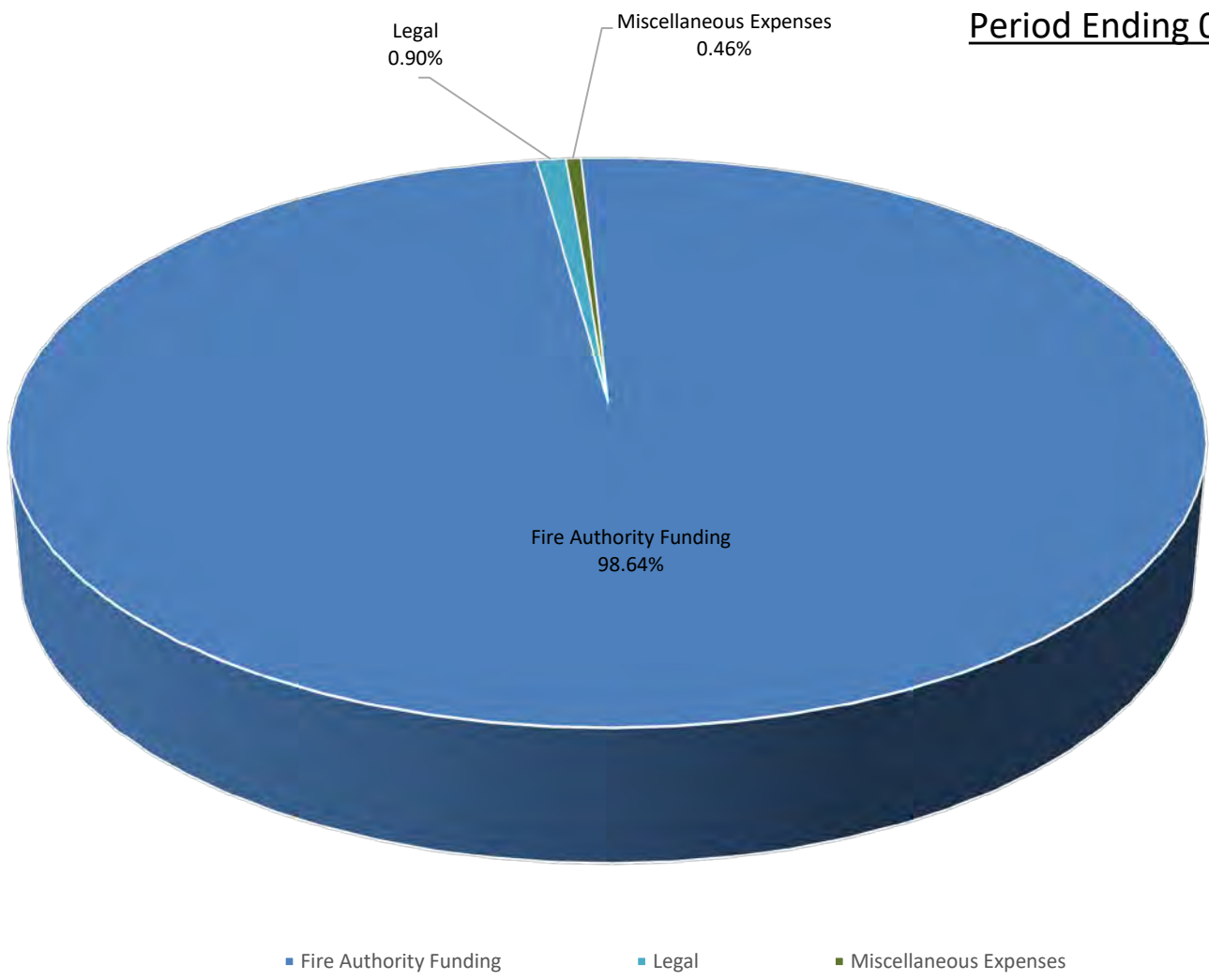
Chino Valley Fire District  
FY 2023 - 2024  
General Fund Revenue  
Period Ending 08/31/2023



**CHINO VALLEY FIRE DISTRICT GENERAL FUND  
EXPENSE GRAPH DATA**

		YTD	
Expense		Budget	%
Fire Authority Funding	\$ 24,593	\$ 6,013,391	98.64
Audit and Accounting	\$ -	\$ 8,000	0.00
Legal	\$ 225	\$ 5,000	0.90
Fire Board Expenses	\$ -	\$ 1,000	0.00
Miscellaneous Expenses	\$ 114	\$ -	0.46
<b>TOTAL:</b>	<b>\$ 24,932</b>	<b>\$ 6,027,391</b>	<b>100.00</b>

Chino Valley Fire District  
FY 2023 - 2024  
General Fund Expenditures  
Period Ending 08/31/2023



**CHINO VALLEY FIRE DISTRICT**  
**GENERAL FUND - AUGUST, 2023**

Real Estate Taxes:	\$	5,379.78
UPP Taxes:	\$	5,971.77
FDAT:	\$	540.20
Interest Received:	\$	548.40
Other:	\$	-
<hr/>		
TOTAL:	\$	12,440.15
<hr/>		

Transferred to CAFMA:	\$	24,593.44
-----------------------	----	-----------



# Yavapai County Treasurer

## Monthly Statement

Date Range: 8/1/2023 to 8/31/2023

**Chino Valley Fire Dist GF**  
**Fund: 6065540000**



# Yavapai County Treasurer

## Monthly Statement

Date Range: 8/1/2023 to 8/31/2023

Account	Period	YTD		
<b>6065540000</b>	<b>Chino Valley Fire Dist GF</b>			
Begin Balance:	120,859.48	168,287.33		
Income:	12,440.15 ✓	37,033.59		
LOC Advance:	.00	.00		
Expense:	(24,707.27)	(96,728.56)	LOC:	.00
LOC Payments:	.00	.00	Warrants Outstanding:	.00
Cash Balance:	108,592.36	108,592.36	End:	108,592.36

### Monthly Statement Summary

Source Code	Description	MTDAmount	YTDAmount
<b>6065540000</b>	<b>Chino Valley Fire Dist GF</b>		
	<b>Beginning Balance:</b>	120,859.48	168,287.33
11100.2022	2022 Real Estate Taxes	5,379.78	23,060.67
12100.2003	2003 Personal Property Taxes	.00	71.97
12100.2004	2004 Personal Property Taxes	.00	79.78
12100.2005	2005 Personal Property Taxes	.00	78.78
12100.2006	2006 Personal Property Taxes	.00	95.61
12100.2007	2007 Personal Property Taxes	.00	93.54
12100.2009	2009 Personal Property Taxes	75.37	76.15
12100.2010	2010 Personal Property Taxes	73.92	73.92
12100.2011	2011 Personal Property Taxes	87.46	87.46
12100.2012	2012 Personal Property Taxes	110.22	130.18
12100.2013	2013 Personal Property Taxes	100.40	100.40
12100.2014	2014 Personal Property Taxes	100.39	100.39
12100.2015	2015 Personal Property Taxes	101.62	101.62
12100.2016	2016 Personal Property Taxes	100.07	100.07
12100.2017	2017 Personal Property Taxes	100.08	107.13
12100.2018	2018 Personal Property Taxes	.00	87.02
12100.2019	2019 Personal Property Taxes	19.16	87.37
12100.2020	2020 Personal Property Taxes	727.07	1,266.09
12100.2021	2021 Personal Property Taxes	2,009.47	2,469.42
12100.2022	2022 Personal Property Taxes	2,366.54	5,353.14
37150.0	FDAT Distributions	540.20	1,685.21
38109.0	Interest on Investments St Treas	260.99	847.46
38113.0	Interest on Investments-Wells Fargo	287.41	880.21
90002.0	Interest Pd on Tax Roll Corrections	(113.83)	(113.83)
91032.0	Warrants Redeemed	.00	(450.00)
91702.0	Transfer out	(24,593.44)	(96,164.73)
	<b>Ending Balance:</b>	<b>108,592.36</b>	<b>108,592.36</b>

### Monthly Statement Detail

Date	Notes	Doc #	Amount	C/D
------	-------	-------	--------	-----



# Yavapai County Treasurer

## Monthly Statement

Date Range: 8/1/2023 to 8/31/2023

<b>6065540000 Chino Valley Fire Dist GF</b>			<b>Beginning Balance: 120,859.48</b>	
11100.2022 2022 Real Estate Taxes			Source Code Total: 5,379.78	
08/01	Tax Distribution	0	594.43	C
08/02	Tax Distribution	0	492.99	C
08/03	Tax Distribution	0	.15	C
08/03	Tax Distribution	0	137.83	C
08/03	Tax Distribution	0	789.20	C
08/04	Tax Distribution	0	621.43	C
08/08	Tax Distribution	0	383.28	C
08/10	Tax Distribution	0	93.14	C
08/11	Tax Distribution	0	62.09	C
08/11	Tax Distribution	0	444.68	C
08/14	Tax Distribution	0	820.18	C
08/15	Tax Distribution	0	(2,002.28)	C
08/16	Tax Distribution	0	612.53	C
08/18	Tax Distribution	0	31.05	C
08/18	Tax Distribution	0	75.37	C
08/21	Tax Distribution	0	370.19	C
08/23	Tax Distribution	0	93.79	C
08/24	Tax Distribution	0	110.77	C
08/28	Tax Distribution	0	62.09	C
08/28	Tax Distribution	0	94.25	C
08/30	Tax Distribution	0	231.27	C
08/31	Tax Distribution	0	429.72	C
08/31	Tax Distribution	0	664.00	C
08/31	Tax Distribution	0	167.63	C
12100.2009 2009 Personal Property Taxes			Source Code Total: 75.37	
08/29	Tax Distribution	0	75.37	C
12100.2010 2010 Personal Property Taxes			Source Code Total: 73.92	
08/29	Tax Distribution	0	73.92	C
12100.2011 2011 Personal Property Taxes			Source Code Total: 87.46	
08/29	Tax Distribution	0	87.46	C
12100.2012 2012 Personal Property Taxes			Source Code Total: 110.22	
08/02	Tax Distribution	0	4.97	C
08/29	Tax Distribution	0	100.17	C
08/31	Tax Distribution	0	5.08	C
12100.2013 2013 Personal Property Taxes			Source Code Total: 100.40	
08/29	Tax Distribution	0	100.40	C
12100.2014 2014 Personal Property Taxes			Source Code Total: 100.39	
08/29	Tax Distribution	0	100.39	C
12100.2015 2015 Personal Property Taxes			Source Code Total: 101.62	
08/29	Tax Distribution	0	101.62	C



# Yavapai County Treasurer

## Monthly Statement

Date Range: 8/1/2023 to 8/31/2023

12100.2016 2016 Personal Property Taxes			Source Code Total: 100.07	
08/29 Tax Distribution	0		100.07	C
12100.2017 2017 Personal Property Taxes			Source Code Total: 100.08	
08/29 Tax Distribution	0		100.08	C
12100.2019 2019 Personal Property Taxes			Source Code Total: 19.16	
08/28 Tax Distribution	0		19.16	C
12100.2020 2020 Personal Property Taxes			Source Code Total: 727.07	
08/09 Tax Distribution	0		301.70	C
08/11 Tax Distribution	0		425.37	C
12100.2021 2021 Personal Property Taxes			Source Code Total: 2,009.47	
08/02 Tax Distribution	0		367.91	C
08/07 Tax Distribution	0		222.67	C
08/07 Tax Distribution	0		196.56	C
08/09 Tax Distribution	0		58.41	C
08/11 Tax Distribution	0		316.77	C
08/17 Tax Distribution	0		89.00	C
08/21 Tax Distribution	0		114.36	C
08/25 Tax Distribution	0		274.33	C
08/28 Tax Distribution	0		347.17	C
08/28 Tax Distribution	0		22.29	C
12100.2022 2022 Personal Property Taxes			Source Code Total: 2,366.54	
08/03 Tax Distribution	0		483.45	C
08/04 Tax Distribution	0		631.05	C
08/07 Tax Distribution	0		210.82	C
08/08 Tax Distribution	0		31.85	C
08/09 Tax Distribution	0		59.09	C
08/21 Tax Distribution	0		9.27	C
08/23 Tax Distribution	0		605.76	C
08/28 Tax Distribution	0		22.56	C
08/31 Tax Distribution	0		312.69	C
37150.0 FDAT Distributions			Source Code Total: 540.20	
08/01 Fire Dist Assistance Tax 0.139752	0		20.50	C
08/02 Fire Dist Assistance Tax 0.139752	0		41.86	C
08/03 Fire Dist Assistance Tax 0.139752	0		24.58	C
08/04 Fire Dist Assistance Tax 0.139752	0		43.49	C
08/07 Fire Dist Assistance Tax 0.139752	0		26.21	C
08/08 Fire Dist Assistance Tax 0.139752	0		24.63	C
08/09 Fire Dist Assistance Tax 0.139752	0		17.80	C
08/10 Fire Dist Assistance Tax 0.139752	0		20.97	C
08/11 Fire Dist Assistance Tax 0.139752	0		22.40	C
08/14 Fire Dist Assistance Tax 0.139752	0		61.70	C
08/16 Fire Dist Assistance Tax 0.139752	0		14.46	C
08/17 Fire Dist Assistance Tax 0.139752	0		30.26	C



# Yavapai County Treasurer

## Monthly Statement

Date Range: 8/1/2023 to 8/31/2023

08/18	Fire Dist Assistance Tax 0.139752	0	13.77	C
08/21	Fire Dist Assistance Tax 0.139752	0	52.65	C
08/22	Fire Dist Assistance Tax 0.139752	0	.54	C
08/23	Fire Dist Assistance Tax 0.139752	0	16.47	C
08/24	Fire Dist Assistance Tax 0.139752	0	15.36	C
08/25	Fire Dist Assistance Tax 0.139752	0	25.75	C
08/28	Fire Dist Assistance Tax 0.139752	0	21.33	C
08/29	Fire Dist Assistance Tax 0.139752	0	2.44	C
08/30	Fire Dist Assistance Tax 0.139752	0	15.93	C
08/31	Fire Dist Assistance Tax 0.139752	0	27.10	C
38109.0 Interest on Investments St Treas			Source Code Total: 260.99	
08/28	Investment Interest	0	260.99	C
38113.0 Interest on Investments-Wells Fargo			Source Code Total: 287.41	
08/28	Investment Interest	0	287.41	C
90002.0 Interest Pd on Tax Roll Corrections			Source Code Total: (113.83)	
08/15	85216 306-40-031X8 2022 Adjustment/Corr Refund	85216	(80.91)	D
08/15	85216 306-40-031X8 2022 Adjustment/Corr Refund	85216	(32.92)	D
91702.0 Transfer out			Source Code Total: (24,593.44)	
08/22	Transfer Request per km	0	(24,593.44)	D
6065540000 Chino Valley Fire Dist GF			<b>Ending Balance: 108,592.36</b>	

Chino Valley Fire District  
Bank Reconciliation Summary  
For the Bank Statement ending: 8/31/2023

BANK CONTROL ID: GEN - GENERAL FUND		DESC: GENERAL FUND	ACCOUNT NO: 000000000000000
Beginning Balance:	08/01/23		\$120,859.48
Deposits and Credits:			\$12,440.15
Checks and Charges:			(\$24,707.27)
Adjustments:			\$0.00
Ending Balance Per Reconciliation:			<u>\$108,592.36</u>
Ending Balance Per Bank Statement:	08/31/23		\$108,592.36
* Outstanding Deposits and Credits:	08/31/23		\$0.00
* Outstanding Checks and Charges:	08/31/23		(\$225.00)
Ending Book Balance:	08/31/23		<u>\$108,367.36</u>

\* Outstanding amounts are all outstanding credits and charges dated prior or equal to the Reconciliation date.

Chino Valley Fire District  
BR Checks and Charges Cleared  
For the Bank Statement ending: 8/31/23

GEN		General Fund			General Fund		0000000000000000	
Date	Document	Description	Module	Company	Amount			
08/31/23	Cash With Yav Cty	Fire Authority Funding	GL	CHINOV	\$24,593.44			
08/31/23	Cash With Yav Cty	Tax Roll Corrections - August	GL	CHINOV	\$113.83			
TOTAL CHECKS AND CHARGES CLEARED:					\$24,707.27			

Chino Valley Fire District  
BR Checks and Charges Outstanding  
For the Bank Statement ending: 8/31/23

GEN		General Fund			General Fund		0000000000000000
Date	Document	Description	Module	Company	Amount		
08/07/23	706550047	Law Off. of Nicolas Cornelius	AP	CHINOV	\$225.00		
TOTAL CHECKS AND CHARGES OUTSTANDING:					\$225.00		

Chino Valley Fire District  
BR Deposits and Credits Cleared  
For the Bank Statement ending: 8/31/23

GEN		General Fund			0000000000000000
Date	Document	Description	Module	Company	Amount
08/31/23	Cash With Yav Cty	GF Tax and Interest Revenue -	GL	CHINOV	\$12,440.15
TOTAL DEPOSITS AND CREDITS CLEARED:					\$12,440.15

**Chino Valley Fire District**  
BR Deposits and Credits Outstanding  
For the Bank Statement ending:

Date	Document	Description	Module	Company	Amount
------	----------	-------------	--------	---------	--------

TOTAL DEPOSITS AND CREDITS OUTSTANDING:

Chino Valley Fire District  
Bank Reconciliation Register

Document Number	Date	BR Status	Void?	Description	Date Cleared	Amount
-----------------	------	-----------	-------	-------------	--------------	--------

MODULE: CHECKS FROM ACCOUNTS PAYABLE

BANK CONTROL ID: GEN - GENERAL FUND						
706550047	08/07/23	Retrieved	No	Law Off. of Nicolas Cornelius		\$225.00
SUB TOTAL FOR BANK:						\$225.00
TOTAL FOR MODULE:						\$225.00

MODULE: JOURNAL ENTRIES FROM GENERAL LEDGER

BANK CONTROL ID: GEN - GENERAL FUND						
Cash With Yav Cty	08/31/23	Marked	No	Fire Authority Funding	09/07/23	\$24,593.44
Cash With Yav Cty	08/31/23	Marked	No	GF Tax and Interest Revenue -	09/07/23	\$12,440.15
Cash With Yav Cty	08/31/23	Marked	No	Tax Roll Corrections - August	09/07/23	\$113.83
SUB TOTAL FOR BANK:						\$37,147.42
TOTAL FOR MODULE:						\$37,147.42

Chino Valley Fire District  
BR Adjustments Report  
For the Bank Statement ending:

Date	Document	Description	GL Account	Offset Amt	Adj. Amt
------	----------	-------------	------------	------------	----------

DOCUMENT:

ADJUSTMENT DOCUMENT " TOTAL:

TOTAL FOR ALL ADJUSTMENTS:

9/7/23  
10:44:41 AM

**Chino Valley Fire District**  
Income Statement  
(Original Budget to Actual Comparison)  
For the period of 8/1/2023 Through 8/31/2023

Fund: (10) General Fund

	Account	Actual	Current Period Budget	Variance	%	Actual	Year To Date Budget	Variance	%
<b><u>Revenues</u></b>									
Real Estate Tax	10400000000	\$5,379.78	\$0.00	\$5,379.78	0.0%	\$5,103,427.90	\$5,625,391.00	\$(521,963.10)	(9.3)%
Personal Property Tax	10410000000	5,971.77	0.00	5,971.77	0.0	132,287.44	0.00	132,287.44	0.0
Fire District Assistance Tax	10420000000	540.20	0.00	540.20	0.0	402,154.47	400,000.00	2,154.47	0.5
Interest Income-General Fund	10490000000	548.40	0.00	548.40	0.0	17,289.25	0.00	17,289.25	0.0
Rebates/Refunds	10500000000	0.00	0.00	0.00	0.0	0.00	2,000.00	(2,000.00)	(100.0)
Misc. Revenues	10510000000	0.00	0.00	0.00	0.0	4.43	0.00	4.43	0.0
<b>Net Revenues</b>		<b>\$12,440.15</b>	<b>\$0.00</b>	<b>\$12,440.15</b>	<b>0.0 %</b>	<b>\$5,655,163.49</b>	<b>\$6,027,391.00</b>	<b>\$(372,227.51)</b>	<b>(6.2)%</b>
<b><u>Program Expenses</u></b>									
Fire Authority Funding	10670010000	\$24,593.44	\$0.00	\$(24,593.44)	0.0%	\$5,741,746.16	\$6,013,391.00	\$271,644.84	4.5%
<b>Total Program Expenses</b>		<b>\$24,593.44</b>	<b>\$0.00</b>	<b>\$(24,593.44)</b>	<b>0.0 %</b>	<b>\$5,741,746.16</b>	<b>\$6,013,391.00</b>	<b>\$271,644.84</b>	<b>4.5 %</b>
<b><u>Fund Raising Expenses</u></b>									
Audit & Accounting	10640010000	\$0.00	\$0.00	\$0.00	0.0%	\$4,000.00	\$8,000.00	\$4,000.00	50.0%
Legal Services - Routine	10641010000	225.00	0.00	(225.00)	0.0	1,890.00	5,000.00	3,110.00	62.2
Fire Board Expenses	10644110000	0.00	0.00	0.00	0.0	894.90	1,000.00	105.10	10.5
Misc/Admin	10661010000	113.83	0.00	(113.83)	0.0	293.92	0.00	(293.92)	0.0
Contingency Expense - Current	10780130000	0.00	0.00	0.00	0.0	0.00	20,000.00	20,000.00	100.0
<b>Total Fund Raising Expenses</b>		<b>\$338.83</b>	<b>\$0.00</b>	<b>\$(338.83)</b>	<b>0.0 %</b>	<b>\$7,078.82</b>	<b>\$34,000.00</b>	<b>\$26,921.18</b>	<b>79.2 %</b>
<b>Total Expenses</b>		<b>\$24,932.27</b>		<b>\$(24,932.27)</b>		<b>\$5,748,824.98</b>	<b>\$6,047,391.00</b>	<b>\$298,566.02</b>	<b>4.9%</b>
<b>Net Income (Loss)</b>		<b>\$(12,492.12)</b>	<b>\$0.00</b>	<b>\$(12,492.12)</b>	<b>0.0%</b>	<b>\$(93,661.49)</b>	<b>\$(20,000.00)</b>	<b>\$(73,661.49)</b>	<b>(368.3)%</b>

9/7/23  
10:44:48 AM

**Chino Valley Fire District**

Balance Sheet

As of 8/31/2023

Fund: (10) General Fund

**Assets**

**Current Assets**

Cash with Yavapai County	\$108,367.36	
Taxes Receivable	166,044.25	
Total Current Assets		\$274,411.61
<b>Total Assets</b>		<b>\$274,411.61</b>

**Liabilities and Net Assets**

**Current Liabilities**

Accounts Payable	\$270.00	
Deferred Compensation (Prop Tax)	132,423.54	
Total Current Liabilities		\$132,693.54
<b>Total Liabilities</b>		<b>\$132,693.54</b>

**Net Assets**

Fund Balance	\$235,380.13	
Current Year Net Assets	(93,661.49)	
<b>Total Net Assets</b>		<b>141,718.64</b>
<b>Total Liabilities and Net Assets</b>		<b>\$274,412.18</b>

**Chino Valley Fire District**  
GL Account Ledger - Detail By Period  
8/1/2023 through 8/31/2023

Batch	Journal	Entry #	Date	Job	Document	Description	Debits	Credits	Balance
<b>10.1100.0.0.000</b>			<b>CASH WITH YAVAPAI COUNTY</b>						<b>\$120,859.48</b>
2324	CD	144203	08/07/23		706550047	Law Off. of Nicolas Cornelius - Cash Disbursement CORNIC	-	225.00	120,634.48
2325	GJ	144206	08/31/23		Cash With Yav Cty	Fire Authority Funding	-	24,593.44	96,041.04
2330	GJ	144226	08/31/23		Cash With Yav Cty	GF Tax and Interest Revenue - August 2023	12,440.15	-	108,481.19
2331	GJ	144232	08/31/23		Cash With Yav Cty	Tax Roll Corrections - August 2023	-	113.83	108,367.36
<b>CASH WITH YAVAPAI COUNTY TOTALS:</b>							<b>\$12,440.15</b>	<b>\$24,932.27</b>	<b>\$108,367.36</b>
<b>TOTAL OF LEDGER:</b>							<b>\$12,440.15</b>	<b>\$24,932.27</b>	<b>\$108,367.36</b>

**Chino Valley Fire District**  
GL Trial Balance Worksheet  
For The Period of 8/1/2023 through 8/31/2023

Account	Description	Balances				Adjustments
		Beginning	Debits	Credits	Ending	
10.1100.0.0.000	Cash with Yavapai County	\$120,859.48	\$12,440.15	\$24,932.27	\$108,367.36	
TOTALS:		<u>\$120,859.48</u>	<u>\$12,440.15</u>	<u>\$24,932.27</u>	<u>\$108,367.36</u>	

The Chino Valley Fire District Board of Directors have reviewed and approved the following monthly financial documents to include Income Statements, Balance Sheets, and Bank Reconciliations with supporting documents, Revenue and Expenditure Graphs, and Cash Flow Projections in compliance with ARS §48-805, 807:

CVFD General Fund

CVFD Bond Debt Service

---

Fire Board Chairperson	Date
------------------------	------

---

Fire Board Clerk	Date
------------------	------

**Signatures indicating approval on next page.**

**CHINO VALLEY FIRE DISTRICT**  
**BOND DEBT SERVICE ACCOUNT BANK RECONCILIATION AUGUST, 2023**

**Reconciliation:**

Beginning Balance (CVFD):	\$	56,554.83
Tax Revenue:	\$	1,004.71
Interest Revenue:	\$	195.71
Fire District Deposits:	\$	-
Principal/Interest Payments:	\$	-
Interest Paid on Tax Roll Corrections:	\$	(9.69)
<b>Ending Balance:</b>	<b>\$</b>	<b>57,745.56</b>

Difference Between Balances: \$ -

**Bank Statement Balance:**

Balance Per Bank:	\$	57,745.56
Outstanding Checks:	\$	-
Outstanding Deposits:	\$	-

**Ending Balance: \$ 57,745.56**

**Deposits Per Bank Statement:**

Fire District Deposits:	\$	-
Real Estate Taxes:	\$	457.89
Personal Property Taxes:	\$	546.82
Interest Revenue:	\$	195.71
Other:	\$	-
<b>Ending Balance:</b>	<b>\$</b>	<b>1,200.42</b>

**Reconciliation Approved By:**

**Scott Freitag**

Digitally signed by Scott Freitag  
Date: 2023.09.12 19:27:07  
-07'00'

*Scott Freitag, Fire Chief*

**Reconciliation Reviewed By:**

**Cody Rose**

Digitally signed by Cody Rose  
Date: 2023.09.12 15:47:55  
-07'00'

*Cody Rose, Assistant Chief of Planning and Logistics*

**Reconciliation Prepared By:**

**Karen Mauldin**

Digitally signed by Karen Mauldin  
Date: 2023.09.12 11:56:13 -07'00'

*Karen Mauldin, Finance Manager*

**CHINO VALLEY FIRE DISTRICT**  
**BOND DEBT FUND - AUGUST, 2023**

---

Real Estate Taxes:	\$	457.89
UPP Taxes:	\$	546.82
Interest Received:	\$	195.71
Other:	\$	-

---

TOTAL:	\$	1,200.42
--------	----	----------

---

---



# Yavapai County Treasurer

## Monthly Statement

Date Range: 8/1/2023 to 8/31/2023

**Chino Valley Fire Dist BDS**  
**Fund: 6065640700**



# Yavapai County Treasurer

## Monthly Statement

Date Range: 8/1/2023 to 8/31/2023

Account	Period	YTD		
<b>6065640700</b>	<b>Chino Valley Fire Dist BDS</b>			
Begin Balance:	56,554.83	53,186.62		
Income:	1,200.42 ✓	4,568.63		
LOC Advance:	.00	.00		
Expense:	(9.69) ✓	(9.69)	LOC:	.00
LOC Payments:	.00	.00	Warrants Outstanding:	.00
Cash Balance:	57,745.56	57,745.56	End:	57,745.56

### Monthly Statement Summary

Source Code	Description		MTDAmount	YTDAmount
6065640700 Chino Valley Fire Dist BDS		Beginning Balance:	56,554.83	53,186.62
11100.2022	2022 Real Estate Taxes		457.89	1,962.80
12100.2007	2007 Personal Property Taxes		.00	7.13
12100.2009	2009 Personal Property Taxes		9.52	9.62
12100.2010	2010 Personal Property Taxes		7.92	7.92
12100.2011	2011 Personal Property Taxes		10.48	10.48
12100.2012	2012 Personal Property Taxes		10.48	12.38
12100.2013	2013 Personal Property Taxes		13.34	13.34
12100.2014	2014 Personal Property Taxes		13.41	13.41
12100.2015	2015 Personal Property Taxes		12.84	12.84
12100.2016	2016 Personal Property Taxes		11.75	11.75
12100.2017	2017 Personal Property Taxes		11.34	12.14
12100.2018	2018 Personal Property Taxes		.00	9.33
12100.2019	2019 Personal Property Taxes		1.91	8.69
12100.2020	2020 Personal Property Taxes		66.37	115.57
12100.2021	2021 Personal Property Taxes		176.03	216.31
12100.2022	2022 Personal Property Taxes		201.43	455.62
38109.0	Interest on Investments St Treas		93.14	835.93
38113.0	Interest on Investments-Wells Fargo		102.57	853.37
90002.0	Interest Pd on Tax Roll Corrections		(9.69)	(9.69)
		Ending Balance:	57,745.56	57,745.56

### Monthly Statement Detail

Date	Notes	Doc #	Amount	C/D
<b>6065640700</b>	<b>Chino Valley Fire Dist BDS</b>		<b>Beginning Balance: 56,554.83</b>	
11100.2022	2022 Real Estate Taxes		Source Code Total: 457.89	
08/01	Tax Distribution	0	50.59	C
08/02	Tax Distribution	0	41.96	C
08/03	Tax Distribution	0	.01	C
08/03	Tax Distribution	0	11.73	C
08/03	Tax Distribution	0	67.17	C



# Yavapai County Treasurer

## Monthly Statement

Date Range: 8/1/2023 to 8/31/2023

08/04	Tax Distribution	0	52.88	C
08/08	Tax Distribution	0	32.62	C
08/10	Tax Distribution	0	7.93	C
08/11	Tax Distribution	0	5.29	C
08/11	Tax Distribution	0	37.85	C
08/14	Tax Distribution	0	69.81	C
08/15	Tax Distribution	0	(170.42)	C
08/16	Tax Distribution	0	52.13	C
08/18	Tax Distribution	0	2.64	C
08/18	Tax Distribution	0	6.41	C
08/21	Tax Distribution	0	31.51	C
08/23	Tax Distribution	0	7.98	C
08/24	Tax Distribution	0	9.43	C
08/28	Tax Distribution	0	5.29	C
08/28	Tax Distribution	0	8.02	C
08/30	Tax Distribution	0	19.69	C
08/31	Tax Distribution	0	36.58	C
08/31	Tax Distribution	0	56.52	C
08/31	Tax Distribution	0	14.27	C
12100.2009 2009 Personal Property Taxes			Source Code Total: 9.52	
08/29	Tax Distribution	0	9.52	C
12100.2010 2010 Personal Property Taxes			Source Code Total: 7.92	
08/29	Tax Distribution	0	7.92	C
12100.2011 2011 Personal Property Taxes			Source Code Total: 10.48	
08/29	Tax Distribution	0	10.48	C
12100.2012 2012 Personal Property Taxes			Source Code Total: 10.48	
08/02	Tax Distribution	0	.47	C
08/29	Tax Distribution	0	9.53	C
08/31	Tax Distribution	0	.48	C
12100.2013 2013 Personal Property Taxes			Source Code Total: 13.34	
08/29	Tax Distribution	0	13.34	C
12100.2014 2014 Personal Property Taxes			Source Code Total: 13.41	
08/29	Tax Distribution	0	13.41	C
12100.2015 2015 Personal Property Taxes			Source Code Total: 12.84	
08/29	Tax Distribution	0	12.84	C
12100.2016 2016 Personal Property Taxes			Source Code Total: 11.75	
08/29	Tax Distribution	0	11.75	C
12100.2017 2017 Personal Property Taxes			Source Code Total: 11.34	
08/29	Tax Distribution	0	11.34	C
12100.2019 2019 Personal Property Taxes			Source Code Total: 1.91	
08/28	Tax Distribution	0	1.91	C
12100.2020 2020 Personal Property Taxes			Source Code Total: 66.37	
08/09	Tax Distribution	0	27.54	C



# Yavapai County Treasurer

## Monthly Statement

Date Range: 8/1/2023 to 8/31/2023

08/11	Tax Distribution	0	38.83	C
12100.2021 2021 Personal Property Taxes			Source Code Total: 176.03	
08/02	Tax Distribution	0	32.23	C
08/07	Tax Distribution	0	19.51	C
08/07	Tax Distribution	0	17.22	C
08/09	Tax Distribution	0	5.11	C
08/11	Tax Distribution	0	27.75	C
08/17	Tax Distribution	0	7.80	C
08/21	Tax Distribution	0	10.02	C
08/25	Tax Distribution	0	24.03	C
08/28	Tax Distribution	0	30.41	C
08/28	Tax Distribution	0	1.95	C
12100.2022 2022 Personal Property Taxes			Source Code Total: 201.43	
08/03	Tax Distribution	0	41.15	C
08/04	Tax Distribution	0	53.71	C
08/07	Tax Distribution	0	17.95	C
08/08	Tax Distribution	0	2.71	C
08/09	Tax Distribution	0	5.03	C
08/21	Tax Distribution	0	.79	C
08/23	Tax Distribution	0	51.56	C
08/28	Tax Distribution	0	1.92	C
08/31	Tax Distribution	0	26.61	C
38109.0 Interest on Investments St Treas			Source Code Total: 93.14	
08/28	Investment Interest	0	93.14	C
38113.0 Interest on Investments-Wells Fargo			Source Code Total: 102.57	
08/28	Investment Interest	0	102.57	C
90002.0 Interest Pd on Tax Roll Corrections			Source Code Total: (9.69)	
08/15	85216 306-40-031X8 2022 Adjustment/Corr Refund	85216	(6.89)	D
08/15	85216 306-40-031X8 2022 Adjustment/Corr Refund	85216	(2.80)	D
6065640700 Chino Valley Fire Dist BDS			<b>Ending Balance: 57,745.56</b>	

**Chino Valley Fire District**  
**Bank Reconciliation Summary**  
For the Bank Statement ending: 8/31/2023

BANK CONTROL ID: BDS - YAVAPAI COUNTY TREASURER		DESC: BOND DEBT SERVICE	ACCOUNT NO: 6-65640-7000
Beginning Balance:	08/01/23		\$56,554.83
Deposits and Credits:			\$1,200.42
Checks and Charges:			(\$9.69)
Adjustments:			\$0.00
<b>Ending Balance Per Reconciliation:</b>			<b>\$57,745.56</b>
Ending Balance Per Bank Statement:	08/31/23		\$57,745.56
* Outstanding Deposits and Credits:	08/31/23		\$0.00
* Outstanding Checks and Charges:	08/31/23		\$0.00
<b>Ending Book Balance:</b>	<b>08/31/23</b>		<b>\$57,745.56</b>

Chino Valley Fire District  
BR Checks and Charges Cleared  
For the Bank Statement ending: 8/31/23

BDS		Yavapai County Treasurer		Bond Debt Service		6-65640-7000
Date	Document	Description	Module	Company	Amount	
08/31/23	Cash With Yav Cty	BDS Tax Roll Corrections - Aug	GL	CHINOV	\$9.69	
TOTAL CHECKS AND CHARGES CLEARED:					\$9.69	

**Chino Valley Fire District**  
BR Checks and Charges Outstanding  
For the Bank Statement ending:

<u>Date</u>	<u>Document</u>	<u>Description</u>	<u>Module</u>	<u>Company</u>	<u>Amount</u>
-------------	-----------------	--------------------	---------------	----------------	---------------

TOTAL CHECKS AND CHARGES OUTSTANDING:

Chino Valley Fire District  
BR Deposits and Credits Cleared  
For the Bank Statement ending: 8/31/23

BDS		Yavapai County Treasurer		Bond Debt Service		6-65640-7000	
Date	Document	Description	Module	Company	Amount		
08/31/23	Cash With Yav Cty	BDS Tax and Interest Revenue -	GL	CHINOV	\$1,200.42		
TOTAL DEPOSITS AND CREDITS CLEARED:					\$1,200.42		

**Chino Valley Fire District**  
BR Deposits and Credits Outstanding  
For the Bank Statement ending:

Date	Document	Description	Module	Company	Amount
------	----------	-------------	--------	---------	--------

TOTAL DEPOSITS AND CREDITS OUTSTANDING:

Chino Valley Fire District  
Bank Reconciliation Register

Document Number	Date	BR Status	Void?	Description	Date Cleared	Amount
MODULE: JOURNAL ENTRIES FROM GENERAL LEDGER						
BANK CONTROL ID: BDS - YAVAPAI COUNTY TREASURER						
Cash With Yav Cty	08/31/23	Marked	No	BDS Tax and Interest Revenue -	09/07/23	\$1,200.42
Cash With Yav Cty	08/31/23	Marked	No	BDS Tax Roll Corrections - Aug	09/07/23	\$9.69
SUB TOTAL FOR BANK:						\$1,210.11
TOTAL FOR MODULE:						\$1,210.11

Chino Valley Fire District  
BR Adjustments Report  
For the Bank Statement ending:

Date	Document	Description	GL Account	Offset Amt	Adj. Amt
------	----------	-------------	------------	------------	----------

DOCUMENT:

ADJUSTMENT DOCUMENT " TOTAL:

TOTAL FOR ALL ADJUSTMENTS:

9/7/23  
2:05:17 PM

**Chino Valley Fire District**  
Income Statement  
(Original Budget to Actual Comparison)  
For the period of 8/1/2023 Through 8/31/2023

Fund: (40) Bond Service Fund

	Account	Actual	Current Period Budget	Variance	%	Actual	Year To Date Budget	Variance	%
<b><u>Revenues</u></b>									
Real Estate Tax	40420000002	\$457.89	\$0.00	\$457.89	0.0%	\$434,508.23	\$0.00	\$434,508.23	0.0%
Personal Tax Revenue	40420500000	546.82	0.00	546.82	0.0	11,377.62	0.00	11,377.62	0.0
<b>Net Revenues</b>		<b>\$1,004.71</b>	<b>\$0.00</b>	<b>\$1,004.71</b>	<b>0.0 %</b>	<b>\$445,885.85</b>	<b>\$0.00</b>	<b>\$445,885.85</b>	<b>0.0 %</b>
<b>Income (Loss) from Operations</b>		<b>\$1,004.71</b>	<b>\$0.00</b>	<b>\$1,004.71</b>	<b>0.0%</b>	<b>\$445,885.85</b>	<b>\$0.00</b>	<b>\$445,885.85</b>	<b>0.0%</b>
<b><u>Other Income (Expense)</u></b>									
Bond Debt Service Interest Revenue	40430000000	\$195.71	\$0.00	\$195.71	0.0%	\$8,123.25	\$0.00	\$8,123.25	0.0%
Bond Debt Service Principle Payment	40600000000	0.00	0.00	0.00	0.0	(360,000.00)	0.00	(360,000.00)	0.0
Bond Debt Service Interest Expense	40610000000	(9.69)	0.00	(9.69)	0.0	(84,163.59)	0.00	(84,163.59)	0.0
<b>Total Other Income (Expense)</b>		<b>\$186.02</b>	<b>\$0.00</b>	<b>\$186.02</b>	<b>0.0 %</b>	<b>\$(436,040.34)</b>	<b>\$0.00</b>	<b>\$(436,040.34)</b>	<b>0.0 %</b>
<b>Net Income (Loss)</b>		<b>\$1,190.73</b>	<b>\$0.00</b>	<b>\$1,190.73</b>	<b>0.0%</b>	<b>\$9,845.51</b>	<b>\$0.00</b>	<b>\$9,845.51</b>	<b>0.0%</b>

9/7/23  
2:05:22 PM

Chino Valley Fire District  
Balance Sheet  
As of 8/31/2023

Fund: (40) Bond Service Fund  
Account: (1105) Not Defined

Assets		
<b><u>Current Assets</u></b>		
Bond Debt Service	\$57,745.56	
Total Current Assets		\$57,745.56
<b>Total Assets</b>		<b>\$57,745.56</b>
<b>Total Liabilities and Net Assets</b>		<b>\$0.00</b>

**Chino Valley Fire District**  
GL Account Ledger - Detail By Period  
8/1/2023 through 8/31/2023

Batch	Journal	Entry #	Date	Job	Document	Description	Debits	Credits	Balance
40.1105.0.0.000			BOND DEBT SERVICE						\$56,554.83
2332	GJ	144233	08/31/23		Cash With Yav Cty	BDS Tax and Interest Revenue - Aug 2023	1,200.42	-	57,755.25
2333	GJ	144238	08/31/23		Cash With Yav Cty	BDS Tax Roll Corrections - August 2023	-	9.69	57,745.56
BOND DEBT SERVICE TOTALS:							<u>\$1,200.42</u>	<u>\$9.69</u>	<u>\$57,745.56</u>
TOTAL OF LEDGER:							<u>\$1,200.42</u>	<u>\$9.69</u>	<u>\$57,745.56</u>

**Chino Valley Fire District**  
GL Trial Balance Worksheet  
For The Period of 8/1/2023 through 8/31/2023

Account	Description	Balances				Adjustments
		Beginning	Debits	Credits	Ending	
40.1105.0.0.000	Bond Debt Service	\$56,554.83	\$1,200.42	\$9.69	\$57,745.56	
TOTALS:		<u>\$56,554.83</u>	<u>\$1,200.42</u>	<u>\$9.69</u>	<u>\$57,745.56</u>	

Recorded at the request of:  
CHINO VALLEY FIRE DISTRICT

When recorded, mail to:  
Chino Valley Fire District  
8603 E. Eastridge Drive  
Prescott Valley, AZ 86314

---

CAPTION OF DOCUMENT:      RESOLUTION NO. 2023-06

ANNEXATION -  
O'NEILL PROPERTY  
PARCEL 304-05-434A

## **CHINO VALLEY FIRE DISTRICT**

Resolution No. 2023-06

Annexation – O’Neill - Parcel 304-05-434A – 340 W. Big Chino Rd, Paulden AZ 86334

A FORMAL RESOLUTION OF THE ELECTED BOARD OF THE CHINO VALLEY FIRE DISTRICT ORDERING A CHANGE OF THE FIRE DISTRICT BOUNDARIES TO INCLUDE THAT PROPERTY DESCRIBED IN EXHIBIT “A” AS ATTACHED HERETO;

WHEREAS, Chino Valley Fire District Governing Board has been presented with a valid request for annexation of the area of the property described in Exhibit “A” as attached hereto, requesting that said property be annexed into the jurisdictional boundaries of the District; and

WHEREAS, the subject property is located within Yavapai County and is contiguous to the boundaries of Chino Valley Fire District as shown on the map attached hereto as Exhibit “B”; and

WHEREAS, all other pertinent requirements of A.R.S. § 48-262 have been addressed and met according to law; and

WHEREAS, the Chino Valley Fire District Board has determined that the inclusion of the subject property within the boundaries of the Chino Valley Fire District will benefit the Chino Valley Fire District and the property owner.

NOW THEREFORE, BE IT RESOLVED that the Fire District Board of Directors does hereby find that the proposed annexation satisfies the requirements of A.R.S. § 48-262(I), and does hereby order the change to its boundaries to include the area described above, as more specifically set forth in the attached legal description Exhibit "A" and map Exhibit "B".

APPROVED AND ADOPTED this 25<sup>th</sup> day of September, 2023.

---

Fire Board Chairperson  
Chino Valley Fire District

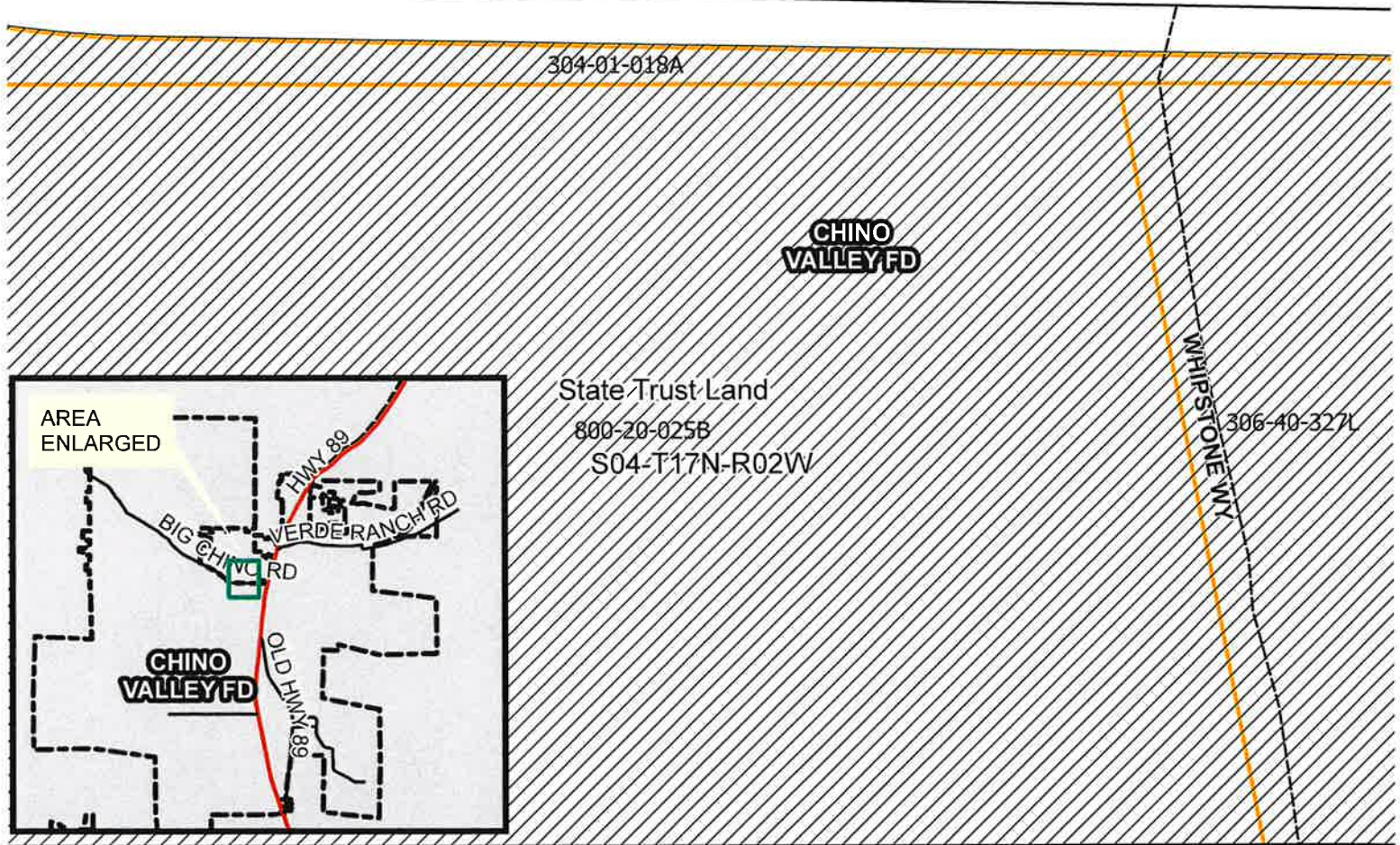
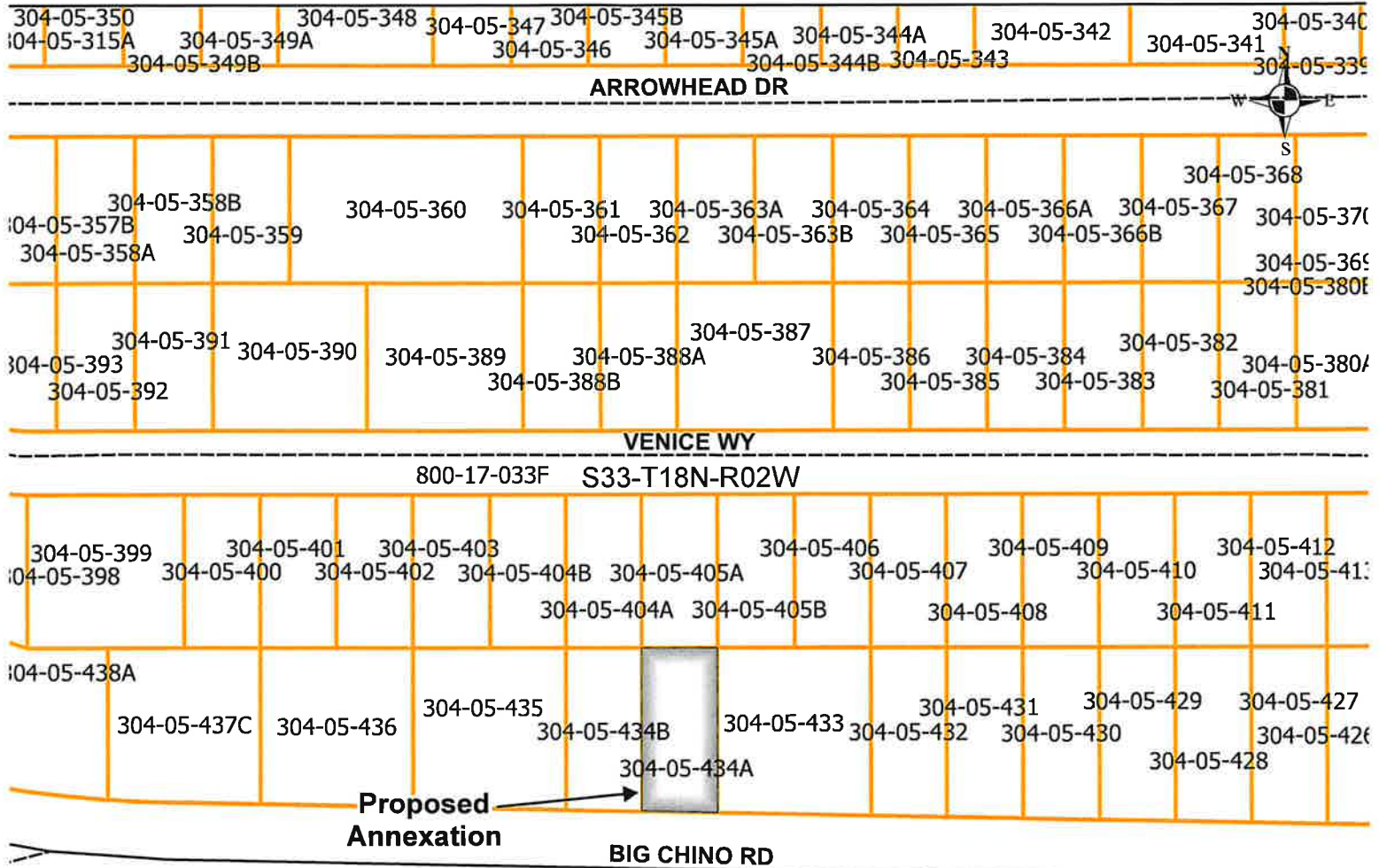
---

Fire Board Clerk  
Chino Valley Fire District

## EXHIBIT A

Lot 1140, HOLIDAY LAKES ESTATES, according to the plat of record in Book 8 of maps, pages 39 and 40, records of Yavapai County, Arizona.

# EXHIBIT B



0 0.01 0.03 0.06 Miles

Date Created: 9/5/2023



## Chino Valley Fire District Single Parcel Annexation Request Form

Please return completed form along with the legal description to begin the process. A 'clean' legal description is necessary to annex, meaning re-typed and void of a title, headers, footers, page numbers, watermarks, handwriting, or other excess information. Refer to included checklist for further guidance.

Please mail this form and the legal description to:

Chino Valley Fire District  
Governing Board  
8603 E. Eastridge Drive  
Prescott Valley, Arizona 86314

Date: 8/31/2023

Dear Board Chairman,

As per A.R.S. § 48-262(H), I would like to request my property be annexed into the boundaries of the Chino Valley Fire District.

My property is adjacent to your current boundaries and is more specifically described as:

Parcel #: 304-05-434A Section/Township/Range: S33-T18N-R02W

Physical Address: 340 W. BigChino Rd Paulden, Az 86334

Owner's Name: Thomas and Megan O'Neill

Mailing Address: 340 W. BigChino Rd  
Paulden, Az 86334

Number of people living in this home: 4

I appreciate your consideration on this matter and look forward to hearing from you.

Signature of Owner: Thomas O'Neill

Signature of Co-Owner: Megan O'Neill

## LEGAL SERVICES ADDENDUM

This Addendum to the current written contract between the Chino Valley Fire District ("CVFD") and Nicolas J. Cornelius, Esq. on behalf of the Law Office of Nicolas J. Cornelius, PLLC, ("Counsel", and together with CVFD, "the Parties") is made this \_\_\_\_ day of September, 2023.

### RECITALS:

Whereas, the existing written retainer agreement for legal services between the Parties does not include an adjustment for hourly fees for payment to Counsel; and

Whereas, the circumstances in effect at the time of signing the original contract have changed such that an increase in the hourly rate charged by Counsel for services rendered is now necessary; and

Whereas the Chino Valley Fire District wishes to continue to retain the services of Counsel, and Counsel wishes to continue to provide legal services and advice to the Fire Board of the Chino Valley Fire District; and

Whereas, the Fire Board is expressly advised that it may seek outside legal counsel regarding the effect of this proposed addendum, and that Counsel will either provide names for the Fire Board to review, or that the Fire Board may pursue its own attorney to so advise it, as it may instruct.

Now, therefore, it is agreed between the parties as follows:

The written retainer agreement for legal services between the Parties is hereby amended to add the following language:

### Hourly Fees.

The hourly fee for services provided by Counsel shall be billed at the hourly rate of \$285.00 per hour.

////

All other terms of the retainer agreement remain in full force and effect.

AGREED AS TO FORM AND CONTENT:

CHINO VALLEY FIRE DISTRICT:

---

By its Chairperson

---

By its Clerk

Law Office of Nicolas J. Cornelius, PLLC:

---

By Nicolas J. Cornelius, Esq.

**Signature indicating approval on next page.**