

CHINO VALLEY FIRE DISTRICT
GENERAL FUND BANK RECONCILIATION OCTOBER, 2023

Reconciliation:	
Beginning Balance:	\$ 175,765.84
Tax Revenue:	\$ 2,584,040.15
Interest Revenue:	\$ 485.93
Fire District Deposits:	\$ -
Checks From Accounts Payable:	\$ -
Transfer Out - Fire Authority:	\$ (79,838.63)
Other: Tax Roll Corrections	\$ -
Ending Balance:	\$ 2,680,453.29

Difference Between Balances: \$ -

Bank Statement Balance:	
Balance Per Bank:	\$ 2,680,453.29
Outstanding Checks:	\$ -
Outstanding Deposits:	\$ -
Ending Balance:	\$ 2,680,453.29

G/L Ending Balance: \$ 2,680,453.29

\$ 2,680,453.29

Deposits Per Bank Statement:	
Real Estate Taxes:	\$ 2,371,140.53
Personal Property Taxes:	\$ 51,239.59
Fire District Assistance Tax:	\$ 161,660.03
Fire District Deposit:	\$ -
Interest Revenue:	\$ 485.93
ADOT & Fish and Game In Lieu:	\$ -
Other:	\$ -
Other:	\$ -
Ending Balance:	\$ 2,584,526.08

Bank Reconciliation Register:	
Checks From Accounts Payable:	\$ -
Other: GL JE Fire Authority Funding	\$ 79,838.63
Other: Tax Roll Corrections	\$ -
Total Checks:	\$ 79,838.63
Other: GL JE Tax & Interest Revenue	\$ 2,584,526.08
Other:	\$ -
Ending Balance:	\$ 2,584,526.08

Reconciliation Approved By:

Scott Freitag
Digitally signed by Scott Freitag
Date: 2023.11.20 10:09:30 -07'00'

Scott Freitag, Fire Chief

Reconciliation Reviewed By:

Cody Rose
Digitally signed by Cody Rose
Date: 2023.11.20 06:34:11 -07'00'

Cody Rose, Assistant Chief of Planning and Logistics

Reconciliation Prepared By:

Karen Mauldin
Digitally signed by Karen Mauldin
Date: 2023.11.15 15:34:23 -07'00'

Karen Mauldin, Finance Manager

CHINO VALLEY FIRE DISTRICT GENERAL FUND

Tax Collection Data

Total Levy Month	FY 17-18 \$3,707,996 Collected	FY 18-19 \$3,926,501 Collected	FY 19-20 \$4,190,442 Collected	FY 20-21 \$4,497,237 Collected	FY 21-22 \$4,833,636 Collected	FY 22-23 \$5,218,024 Collected	FY 23-24 \$5,625,391 Collected
July	\$24,936	\$21,890	\$14,597	\$42,316	\$26,983	\$29,396	\$22,269
%	0.672%	0.557%	0.348%	0.941%	0.558%	0.563%	0.396%
% To Date	0.6725%	0.5575%	0.3483%	0.9409%	0.5582%	0.5633%	0.3959%
August	\$10,622	\$12,226	\$10,746	\$15,526	\$11,257	\$10,089	\$11,352
%	0.286%	0.311%	0.256%	0.345%	0.233%	0.193%	0.202%
% To Date	0.9590%	0.8688%	0.6048%	1.2862%	0.7911%	0.7567%	0.5977%
September	\$178,141	\$25,209	\$30,894	\$8,143	\$54,439	\$64,614	\$74,887
%	4.804%	0.642%	0.737%	0.181%	1.126%	1.238%	1.331%
% To Date	5.7632%	1.5109%	1.3420%	1.4673%	1.9174%	1.9950%	1.9289%
October	\$1,503,325	\$1,610,381	\$1,807,742	\$1,780,309	\$1,962,817	\$2,100,367	\$2,422,380
%	40.543%	41.013%	43.140%	39.587%	40.607%	40.252%	43.062%
% To Date	46.3060%	42.5240%	44.4817%	41.0540%	42.5249%	42.2471%	44.9904%
November	\$290,266	\$498,787	\$373,908	\$508,805	\$535,270	\$613,469	\$0
%	7.828%	12.703%	8.923%	11.314%	11.074%	11.757%	0.0000%
% To Date	54.1341%	55.2271%	53.4046%	52.3677%	53.5987%	54.0038%	44.9904%
December	\$223,661	\$236,727	\$286,760	\$399,155	\$365,096	\$368,596	\$0
%	6.0319%	6.0289%	6.8432%	8.8756%	7.5532%	7.0639%	0.0000%
% To Date	60.1659%	61.2560%	60.2478%	61.2433%	61.1520%	61.0677%	44.9904%
January	\$153,278	\$117,994	\$115,429	\$118,322	\$183,242	\$167,132	\$0
%	4.1337%	3.0051%	2.7546%	2.6310%	3.7910%	3.2030%	0.0000%
% To Date	64.2997%	64.2611%	63.0023%	63.8742%	64.9429%	64.2707%	44.9904%
February	\$95,262	\$54,476	\$104,991	\$88,422	\$74,113	\$82,746	\$0
%	2.5691%	1.3874%	2.5055%	1.9661%	1.5333%	1.5858%	0.0000%
% To Date	66.8688%	65.6485%	65.5078%	65.8404%	66.4762%	65.8565%	44.9904%
March	\$127,298	\$138,910	\$142,182	\$143,500	\$112,700	\$150,474	\$0
%	3.4331%	3.5377%	3.3930%	3.1908%	2.3316%	2.8837%	0.0000%
% To Date	70.3018%	69.1863%	68.9008%	69.0312%	68.8078%	68.7402%	44.9904%
April	\$794,289	\$955,634	\$983,917	\$1,082,230	\$1,188,626	\$1,315,211	\$0
%	21.4210%	24.3380%	23.4800%	24.0643%	24.5907%	25.2051%	0.0000%
% To Date	91.7228%	93.5243%	92.3809%	93.0956%	93.3985%	93.9454%	44.9904%
May	\$238,700	\$189,925	\$206,496	\$202,990	\$226,873	\$242,625	\$0
%	6.4374%	4.8370%	4.9278%	4.5137%	4.6936%	4.6497%	0.0000%
% To Date	98.1602%	98.3613%	97.3086%	97.6092%	98.0921%	98.5951%	44.9904%
June	\$80,520	\$84,895	\$49,679	\$87,815	\$85,664	\$63,240	\$0
%	2.1715%	2.1621%	1.1855%	1.9527%	1.7723%	1.2120%	0.0000%
% To Date	100.3318%	100.5234%	98.4942%	99.5619%	99.8644%	99.8071%	44.9904%
TOTALS	\$3,720,297	\$3,947,053	\$4,127,341	\$4,477,533	\$4,827,080	\$5,207,958	\$2,530,888
Delinquency	-0.3318%	-0.5234%	1.5058%	0.4381%	0.1356%	0.1929%	55.0096%

CHINO VALLEY FIRE DISTRICT GENERAL FUND

FDAT Collection Data

Total Levy Month	FY 17-18 \$333,290 Collected	FY 18-19 \$333,290 Collected	FY 19-20 \$366,547 Collected	FY 20-21 \$400,000 Collected	FY 21-22 \$400,000 Collected	FY 22-23 \$400,000 Collected	FY 23-24 \$400,000 Collected
July	\$1,630	\$1,238	\$1,475	\$2,769	\$1,871	\$2,011	\$1,145
%	0.489%	0.371%	0.403%	0.692%	0.468%	0.503%	0.286%
% To Date	0.4891%	0.3715%	0.4025%	0.6923%	0.4677%	0.5026%	0.2863%
August	\$554	\$707	\$653	\$662	\$1,498	\$575	\$540
%	0.166%	0.212%	0.178%	0.166%	0.375%	0.144%	0.135%
% To Date	0.6553%	0.5835%	0.5806%	0.8579%	0.8422%	0.6465%	0.4213%
September	\$12,654	\$3,182	\$1,853	\$879	\$4,669	\$4,994	\$4,589
%	3.797%	0.955%	0.505%	0.220%	1.167%	1.249%	1.147%
% To Date	4.4520%	1.5382%	1.0861%	1.0777%	2.0095%	1.8950%	1.5686%
October	\$93,081	\$139,813	\$107,270	\$160,480	\$159,909	\$157,752	\$161,660
%	27.928%	41.949%	29.265%	40.120%	39.977%	39.438%	40.415%
% To Date	32.3799%	43.4877%	30.3510%	41.1979%	41.9866%	41.3329%	41.9837%
November	\$74,651	\$59,861	\$30,666	\$48,339	\$52,249	\$55,107	\$0
%	22.3983%	17.9606%	8.3663%	12.0848%	13.0622%	13.7768%	0.0000%
% To Date	54.7782%	61.4483%	38.7172%	53.2826%	55.0488%	55.1097%	41.9837%
December	\$21,663	\$25,413	\$112,035	\$39,219	\$35,029	\$35,365	\$0
%	6.4997%	7.6250%	30.5650%	9.8048%	8.7572%	8.8413%	0.0000%
% To Date	61.2779%	69.0733%	69.2822%	63.0874%	63.8060%	63.9510%	41.9837%
January	\$16,138	\$11,149	\$11,446	\$12,625	\$15,294	\$14,833	\$0
%	4.8420%	3.3450%	3.1227%	3.1562%	3.8235%	3.7081%	0.0000%
% To Date	66.1199%	72.4183%	72.4049%	66.2436%	67.6294%	67.6591%	41.9837%
February	\$8,056	\$7,409	\$10,419	\$6,657	\$5,785	\$5,943	\$0
%	2.417%	2.223%	2.842%	1.664%	1.446%	1.486%	0.000%
% To Date	68.5368%	74.6413%	75.2473%	67.9079%	69.0756%	69.1450%	41.9837%
March	\$12,174	\$13,713	\$13,361	\$10,897	\$8,259	\$8,963	\$0
%	3.6528%	4.1143%	3.6452%	2.7242%	2.0646%	2.2407%	0.0000%
% To Date	72.1897%	78.7556%	78.8925%	70.6320%	71.1403%	71.3856%	41.9837%
April	\$63,209	\$79,859	\$85,315	\$88,842	\$89,498	\$93,760	\$0
%	18.9651%	23.9607%	23.2754%	22.2104%	22.3745%	23.4400%	0.0000%
% To Date	91.1548%	102.7164%	102.1679%	92.8424%	93.5148%	94.8256%	41.9837%
May	\$23,731	\$18,881	\$21,832	\$19,620	\$19,623	\$17,519	\$0
%	7.1201%	5.6650%	5.9561%	4.9050%	4.9058%	4.3797%	0.0000%
% To Date	98.2749%	108.3813%	108.1240%	97.7475%	98.4206%	99.2052%	41.9837%
June	\$5,094	\$5,726	\$4,474	\$6,987	\$6,978	\$3,648	\$0
%	1.5285%	1.7181%	1.2206%	1.7468%	1.7445%	0.9121%	0.0000%
% To Date	99.8034%	110.0995%	109.3446%	99.4943%	100.1651%	100.1173%	41.9837%
TOTALS	\$332,635	\$366,951	\$400,799	\$397,977	\$400,660	\$400,469	\$167,935
Delinquency	0.1966%	-10.0995%	-9.3446%	0.5057%	-0.1651%	-0.1173%	58.0163%

100.0000% 100.0000% 100.0000% 100.0000% 100.0000% 100.0000% 100.0000%



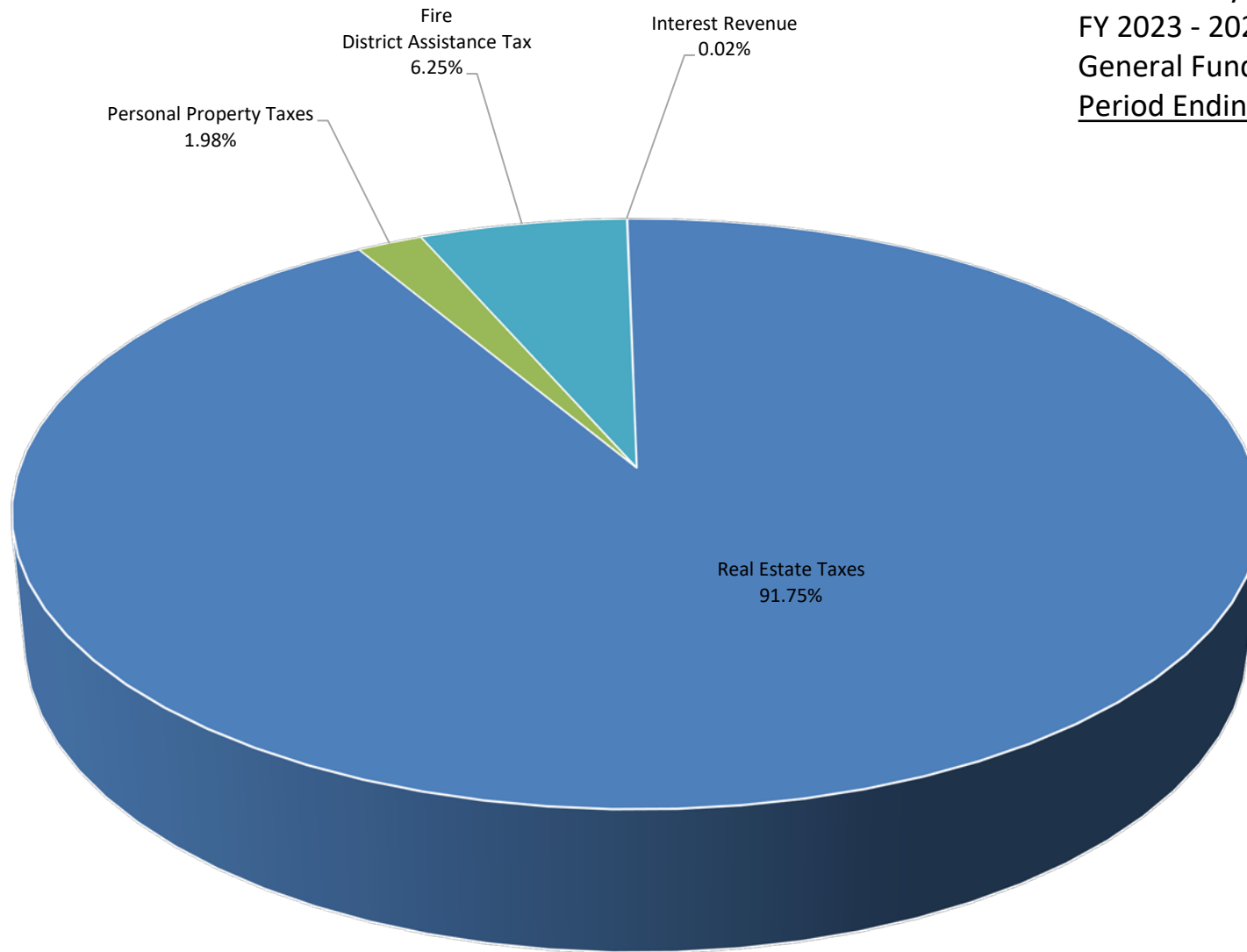
2023 - 2024 Cash Flow by Month : OCTOBER

	Actual				Projected							
	July	Aug.	Sept.	Oct.	Nov.	Dec.	Jan.	Feb.	March	April	May	June
Revenues:												
Taxes (Real Estate/UPP)	22,269	11,352	74,887	2,422,380	468,783	468,783	468,783	468,783	468,783	468,783	468,783	468,783
FDAT	1,145	540	4,589	161,660	33,333	33,333	33,333	33,333	33,333	33,333	33,333	33,333
Interest Income	1,179	548	362	486	-	-	-	-	-	-	-	-
Other Income	-	-	-	-	167	167	167	167	167	167	167	167
RevenueTotals:	24,593	12,440	79,839	2,584,526	502,283	502,283	502,283	502,283	502,283	502,283	502,283	502,283
Expenditures:												
Fire Authority Funding	71,571	24,593	12,440	79,839	501,116	501,116	501,116	501,116	501,116	501,116	501,116	501,116
Professional Services/ Fire Board	450	225	-	-	1,167	1,167	1,167	1,167	1,167	1,167	1,167	1,167
Miscellaneous	-	114	-	-	-	-	-	-	-	-	-	-
Contingency	-	-	-	-	1,667	1,667	1,667	1,667	1,667	1,667	1,667	1,667
ExpenditureTotals:	72,021	24,932	12,440	79,839	503,949	503,949	503,949	503,949	503,949	503,949	503,949	503,949
Monthly Net Cash	(47,428)	(12,492)	67,399	2,504,687								
Cumulative Net Cash	(27,428)	(39,920)	27,479	2,532,166								
Cash Balance (Carryover)	20,000	7,508	74,907	2,579,594								

**CHINO VALLEY FIRE DISTRICT GENERAL FUND
REVENUE GRAPH DATA**

		YTD	
	Revenue	Budget	%
Real Estate Taxes	\$ 2,371,141	\$ 5,625,391	91.75
Personal Property Taxes	\$ 51,240	\$ -	1.98
Fire District Assistance Tax	\$ 161,660	\$ 400,000	6.25
Rebates/Refunds	\$ -	\$ 2,000	0.00
Interest Revenue	\$ 486	\$ -	0.02
Other Revenue	\$ -	\$ -	0.00
TOTALS:	\$ 2,584,526	\$ 6,027,391	100.00

Chino Valley Fire District
FY 2023 - 2024
General Fund Revenue
Period Ending 10/31/2023

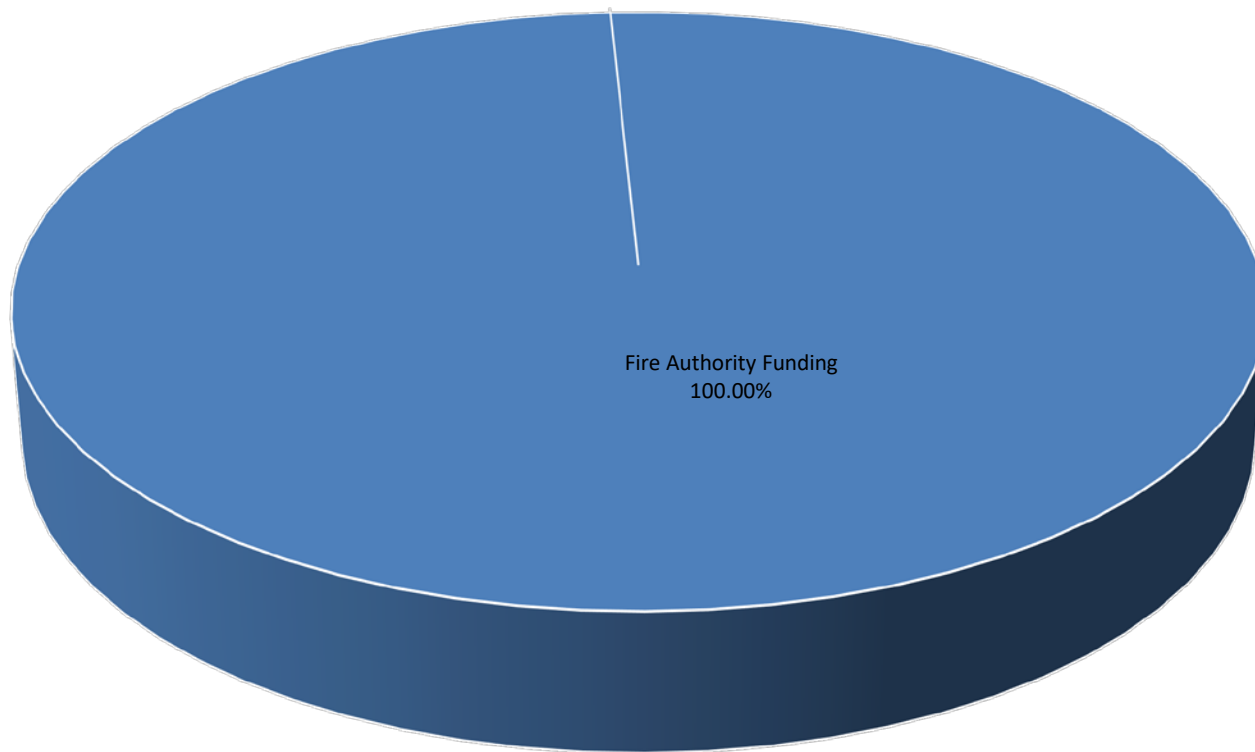


■ Real Estate Taxes ■ Personal Property Taxes ■ Fire District Assistance Tax ■ Interest Revenue

**CHINO VALLEY FIRE DISTRICT GENERAL FUND
EXPENSE GRAPH DATA**

		YTD	
Expense		Budget	%
Fire Authority Funding	\$ 79,839	\$ 6,013,391	100.00
Audit and Accounting	\$ -	\$ 8,000	0.00
Legal	\$ -	\$ 5,000	0.00
Fire Board Expenses	\$ -	\$ 1,000	0.00
Miscellaneous Expenses	\$ -	\$ -	0.00
TOTAL:	\$ 79,839	\$ 6,027,391	100.00

Chino Valley Fire District
FY 2023 - 2024
General Fund Expenditures
Period Ending 10/31/2023




■ Fire Authority Funding

CHINO VALLEY FIRE DISTRICT
GENERAL FUND - OCTOBER, 2023

Real Estate Taxes:	\$	2,371,140.53
UPP Taxes:	\$	51,239.59
FDAT:	\$	161,660.03
Interest Received:	\$	485.93
Other:	\$	-
<hr/>		
TOTAL:	\$	2,584,526.08
<hr/>		

Transferred to CAFMA:	\$	79,838.63
-----------------------	----	-----------



Yavapai County Treasurer

Monthly Statement

Date Range: 10/1/2023 to 10/31/2023

Account	Period	YTD		
6065540000	Chino Valley Fire Dist GF			
Begin Balance:	175,765.84	168,287.33		
Income:	2,584,526.08 ✓	2,701,398.30		
LOC Advance:	.00	.00		
Expense:	(79,838.63)	(189,232.34)	LOC:	.00
LOC Payments:	.00	.00	Warrants Outstanding:	.00
Cash Balance:	2,680,453.29	2,680,453.29	End:	2,680,453.29



Yavapai County Treasurer

Monthly Statement

Date Range: 10/1/2023 to 10/31/2023

Monthly Statement Summary

Source Code	Description	MTDAmount	YTDAmount
6065540000 Chino Valley Fire Dist GF		Beginning Balance:	
		175,765.84	168,287.33
11100.2022	2022 Real Estate Taxes	4,475.65	33,991.57
11100.2023	2023 Real Estate Taxes	2,366,664.88	2,429,298.62
12100.2003	2003 Personal Property Taxes	.00	71.97
12100.2004	2004 Personal Property Taxes	.00	79.78
12100.2005	2005 Personal Property Taxes	.00	78.78
12100.2006	2006 Personal Property Taxes	38.39	134.00
12100.2007	2007 Personal Property Taxes	43.61	137.15
12100.2008	2008 Personal Property Taxes	42.89	42.89
12100.2009	2009 Personal Property Taxes	35.42	111.57
12100.2010	2010 Personal Property Taxes	36.42	110.34
12100.2011	2011 Personal Property Taxes	43.15	130.61
12100.2012	2012 Personal Property Taxes	49.48	179.66
12100.2013	2013 Personal Property Taxes	44.52	144.92
12100.2014	2014 Personal Property Taxes	44.53	197.25
12100.2015	2015 Personal Property Taxes	45.76	192.30
12100.2016	2016 Personal Property Taxes	45.79	145.86
12100.2017	2017 Personal Property Taxes	61.34	168.47
12100.2018	2018 Personal Property Taxes	45.79	132.81
12100.2019	2019 Personal Property Taxes	205.59	292.96
12100.2020	2020 Personal Property Taxes	945.48	2,500.79
12100.2021	2021 Personal Property Taxes	579.42	5,806.93
12100.2022	2022 Personal Property Taxes	1,028.92	6,636.46
12100.2023	2023 Personal Property Taxes	47,903.09	50,302.51
37150.0	FDAT Distributions	161,660.03	167,934.61
38109.0	Interest on Investments St Treas	190.16	1,235.66
38111.0	Interest on Investments	9.09	9.09
38113.0	Interest on Investments-Wells Fargo	286.68	1,330.74
90002.0	Interest Pd on Tax Roll Corrections	.00	(113.83)
91032.0	Warrants Redeemed	.00	(675.00)
91702.0	Transfer out	(79,838.63)	(188,443.51)
	Ending Balance:	2,680,453.29	2,680,453.29

Monthly Statement Detail

Date	Notes	Doc #	Amount	C/D
6065540000 Chino Valley Fire Dist GF			Beginning Balance: 175,765.84	
11100.2022 2022 Real Estate Taxes			Source Code Total: 4,475.65	
10/02	Tax Distribution	0	213.75	C
10/02	Tax Distribution	0	1.62	C



Yavapai County Treasurer

Monthly Statement

Date Range: 10/1/2023 to 10/31/2023

10/03	Tax Distribution	0	112.78	C
10/04	Tax Distribution	0	240.45	C
10/04	Tax Distribution	0	90.90	C
10/10	Tax Distribution	0	60.67	C
10/13	Tax Distribution	0	60.67	C
10/16	Tax Distribution	0	32.47	C
10/20	Tax Distribution	0	626.16	C
10/23	Tax Distribution	0	182.40	C
10/25	Tax Distribution	0	168.72	C
10/25	Tax Distribution	0	328.90	C
10/26	Tax Distribution	0	151.67	C
10/27	Tax Distribution	0	1,817.71	C
10/30	Tax Distribution	0	191.19	C
10/31	Tax Distribution	0	195.59	C
11100.2023 2023 Real Estate Taxes			Source Code Total: 2,366,664.88	
10/02	Tax Distribution	0	1,463.37	C
10/02	Tax Distribution	0	10,061.24	C
10/02	Tax Distribution	0	2,017.03	C
10/02	Tax Distribution	0	86.17	C
10/03	Tax Distribution	0	2,022.85	C
10/03	Tax Distribution	0	4,699.42	C
10/03	Tax Distribution	0	581.67	C
10/03	Tax Distribution	0	1,578.22	C
10/03	Tax Distribution	0	1,421.77	C
10/03	Tax Distribution	0	609.92	C
10/04	Tax Distribution	0	5,850.37	C
10/04	Tax Distribution	0	10,885.42	C
10/04	Tax Distribution	0	1,414.99	C
10/04	Tax Distribution	0	2,837.78	C
10/05	Tax Distribution	0	6,423.48	C
10/05	Tax Distribution	0	15,514.36	C
10/05	Tax Distribution	0	2,588.92	C
10/05	Tax Distribution	0	9,621.70	C
10/05	Tax Distribution	0	9,681.61	C
10/05	Tax Distribution	0	902.57	C
10/06	Tax Distribution	0	8,635.48	C
10/06	Tax Distribution	0	21,950.78	C
10/06	Tax Distribution	0	9,993.77	C
10/06	Tax Distribution	0	16,939.98	C
10/06	Tax Distribution	0	3,082.21	C
10/06	Tax Distribution	0	450.24	C
10/09	Tax Distribution	0	2,703.39	C
10/09	Tax Distribution	0	41,820.63	C



Yavapai County Treasurer

Monthly Statement

Date Range: 10/1/2023 to 10/31/2023

10/09	Tax Distribution	0	18,336.22	C
10/09	Tax Distribution	0	5,012.79	C
10/09	Tax Distribution	0	8,329.07	C
10/10	Tax Distribution	0	6,577.82	C
10/10	Tax Distribution	0	27,937.60	C
10/10	Tax Distribution	0	6,328.43	C
10/10	Tax Distribution	0	13,741.12	C
10/10	Tax Distribution	0	3,657.40	C
10/11	Tax Distribution	0	4,141.63	C
10/11	Tax Distribution	0	21,096.76	C
10/11	Tax Distribution	0	10,128.46	C
10/11	Tax Distribution	0	5,466.65	C
10/12	Tax Distribution	0	3,421.52	C
10/12	Tax Distribution	0	119,082.98	C
10/12	Tax Distribution	0	8,345.73	C
10/12	Tax Distribution	0	5,291.27	C
10/12	Tax Distribution	0	23,977.75	C
10/12	Tax Distribution	0	6,559.96	C
10/13	Tax Distribution	0	19,879.84	C
10/13	Tax Distribution	0	8,566.74	C
10/13	Tax Distribution	0	15,628.06	C
10/16	Tax Distribution	0	9,531.62	C
10/16	Tax Distribution	0	176.38	C
10/16	Tax Distribution	0	24,024.73	C
10/16	Tax Distribution	0	3,789.46	C
10/16	Tax Distribution	0	2,717.17	C
10/17	Tax Distribution	0	2,758.74	C
10/17	Tax Distribution	0	5,666.60	C
10/17	Tax Distribution	0	19,821.53	C
10/17	Tax Distribution	0	11,427.94	C
10/17	Tax Distribution	0	2,115.09	C
10/17	Tax Distribution	0	2,746.69	C
10/17	Tax Distribution	0	5,954.69	C
10/18	Tax Distribution	0	25,518.01	C
10/18	Tax Distribution	0	34,907.03	C
10/18	Tax Distribution	0	5,102.58	C
10/18	Tax Distribution	0	9,602.99	C
10/18	Tax Distribution	0	5,671.03	C
10/19	Tax Distribution	0	16,202.11	C
10/19	Tax Distribution	0	9,201.68	C
10/19	Tax Distribution	0	4,839.88	C
10/19	Tax Distribution	0	3,689.64	C
10/20	Tax Distribution	0	5,681.65	C



Yavapai County Treasurer

Monthly Statement

Date Range: 10/1/2023 to 10/31/2023

10/20	Tax Distribution	0	77,542.61	C
10/20	Tax Distribution	0	10,173.84	C
10/20	Tax Distribution	0	1,908.39	C
10/20	Tax Distribution	0	5,530.86	C
10/23	Tax Distribution	0	12,348.19	C
10/23	Tax Distribution	0	37,886.04	C
10/23	Tax Distribution	0	11,783.38	C
10/23	Tax Distribution	0	7,904.43	C
10/23	Tax Distribution	0	8,792.54	C
10/23	Tax Distribution	0	223.29	C
10/24	Tax Distribution	0	31,084.91	C
10/24	Tax Distribution	0	3,288.52	C
10/24	Tax Distribution	0	24,428.02	C
10/24	Tax Distribution	0	14,198.46	C
10/24	Tax Distribution	0	3,719.91	C
10/24	Tax Distribution	0	5,810.92	C
10/24	Tax Distribution	0	8,507.87	C
10/25	Tax Distribution	0	16,656.22	C
10/25	Tax Distribution	0	35,600.93	C
10/25	Tax Distribution	0	14,721.31	C
10/25	Tax Distribution	0	493.88	C
10/25	Tax Distribution	0	10,081.64	C
10/25	Tax Distribution	0	5,241.58	C
10/26	Tax Distribution	0	10,205.09	C
10/26	Tax Distribution	0	23,832.93	C
10/26	Tax Distribution	0	1,579.51	C
10/26	Tax Distribution	0	8,012.95	C
10/26	Tax Distribution	0	2,723.18	C
10/26	Tax Distribution	0	191.43	C
10/27	Tax Distribution	0	11,888.55	C
10/27	Tax Distribution	0	938,250.10	C
10/27	Tax Distribution	0	4,989.40	C
10/27	Tax Distribution	0	1,045.23	C
10/27	Tax Distribution	0	1,133.47	C
10/27	Tax Distribution	0	2,710.16	C
10/30	Tax Distribution	0	10,635.48	C
10/30	Tax Distribution	0	53,641.20	C
10/30	Tax Distribution	0	13,114.42	C
10/30	Tax Distribution	0	15,170.77	C
10/30	Tax Distribution	0	329.51	C
10/31	Tax Distribution	0	4,994.44	C
10/31	Tax Distribution	0	141,711.72	C
10/31	Tax Distribution	0	7,349.87	C



Yavapai County Treasurer

Monthly Statement

Date Range: 10/1/2023 to 10/31/2023

10/31	Tax Distribution	0	9,536.65	C
10/31	Tax Distribution	0	3,503.13	C
10/31	Tax Distribution	0	3,693.57	C
12100.2006 2006 Personal Property Taxes			Source Code Total: 38.39	
10/02	Tax Distribution	0	38.39	C
12100.2007 2007 Personal Property Taxes			Source Code Total: 43.61	
10/02	Tax Distribution	0	43.61	C
12100.2008 2008 Personal Property Taxes			Source Code Total: 42.89	
10/02	Tax Distribution	0	35.44	C
10/12	Tax Distribution	0	7.45	C
12100.2009 2009 Personal Property Taxes			Source Code Total: 35.42	
10/02	Tax Distribution	0	35.42	C
12100.2010 2010 Personal Property Taxes			Source Code Total: 36.42	
10/02	Tax Distribution	0	36.42	C
12100.2011 2011 Personal Property Taxes			Source Code Total: 43.15	
10/02	Tax Distribution	0	43.15	C
12100.2012 2012 Personal Property Taxes			Source Code Total: 49.48	
10/02	Tax Distribution	0	44.41	C
10/03	Tax Distribution	0	5.07	C
12100.2013 2013 Personal Property Taxes			Source Code Total: 44.52	
10/02	Tax Distribution	0	44.52	C
12100.2014 2014 Personal Property Taxes			Source Code Total: 44.53	
10/02	Tax Distribution	0	44.53	C
12100.2015 2015 Personal Property Taxes			Source Code Total: 45.76	
10/02	Tax Distribution	0	45.76	C
12100.2016 2016 Personal Property Taxes			Source Code Total: 45.79	
10/02	Tax Distribution	0	45.79	C
12100.2017 2017 Personal Property Taxes			Source Code Total: 61.34	
10/02	Tax Distribution	0	45.77	C
10/27	Tax Distribution	0	15.57	C
12100.2018 2018 Personal Property Taxes			Source Code Total: 45.79	
10/02	Tax Distribution	0	45.79	C
12100.2019 2019 Personal Property Taxes			Source Code Total: 205.59	
10/02	Tax Distribution	0	19.01	C
10/02	Tax Distribution	0	45.79	C
10/19	Tax Distribution	0	121.78	C
10/30	Tax Distribution	0	19.01	C
12100.2020 2020 Personal Property Taxes			Source Code Total: 945.48	
10/02	Tax Distribution	0	45.08	C
10/03	Tax Distribution	0	85.46	C
10/09	Tax Distribution	0	36.99	C
10/12	Tax Distribution	0	256.87	C
10/24	Tax Distribution	0	363.90	C




Yavapai County Treasurer

Monthly Statement

Date Range: 10/1/2023 to 10/31/2023

10/31	Tax Distribution	0	157.18	C
12100.2021 2021 Personal Property Taxes			Source Code Total: 579.42	
10/02	Tax Distribution	0	44.35	C
10/03	Tax Distribution	0	10.54	C
10/12	Tax Distribution	0	246.82	C
10/23	Tax Distribution	0	19.14	C
10/31	Tax Distribution	0	258.57	C
12100.2022 2022 Personal Property Taxes			Source Code Total: 1,028.92	
10/02	Tax Distribution	0	44.20	C
10/03	Tax Distribution	0	10.65	C
10/10	Tax Distribution	0	330.07	C
10/12	Tax Distribution	0	238.50	C
10/13	Tax Distribution	0	40.18	C
10/19	Tax Distribution	0	72.02	C
10/23	Tax Distribution	0	28.22	C
10/27	Tax Distribution	0	9.36	C
10/27	Tax Distribution	0	5.87	C
10/31	Tax Distribution	0	249.85	C
12100.2023 2023 Personal Property Taxes			Source Code Total: 47,903.09	
10/02	Tax Distribution	0	170.10	C
10/02	Tax Distribution	0	364.60	C
10/02	Tax Distribution	0	43.87	C
10/03	Tax Distribution	0	11.68	C
10/03	Tax Distribution	0	1,240.09	C
10/03	Tax Distribution	0	30.62	C
10/04	Tax Distribution	0	22.52	C
10/04	Tax Distribution	0	144.29	C
10/04	Tax Distribution	0	30.92	C
10/04	Tax Distribution	0	104.02	C
10/05	Tax Distribution	0	69.93	C
10/05	Tax Distribution	0	469.47	C
10/05	Tax Distribution	0	19.11	C
10/05	Tax Distribution	0	65.62	C
10/05	Tax Distribution	0	97.88	C
10/06	Tax Distribution	0	92.25	C
10/06	Tax Distribution	0	926.44	C
10/06	Tax Distribution	0	740.03	C
10/06	Tax Distribution	0	369.44	C
10/06	Tax Distribution	0	58.20	C
10/09	Tax Distribution	0	142.52	C
10/09	Tax Distribution	0	3,286.39	C
10/09	Tax Distribution	0	305.71	C
10/09	Tax Distribution	0	170.13	C



Yavapai County Treasurer

Monthly Statement

Date Range: 10/1/2023 to 10/31/2023

10/10	Tax Distribution	0	147.43	C
10/10	Tax Distribution	0	1,429.97	C
10/10	Tax Distribution	0	163.25	C
10/10	Tax Distribution	0	439.74	C
10/11	Tax Distribution	0	757.28	C
10/11	Tax Distribution	0	96.33	C
10/11	Tax Distribution	0	9.95	C
10/11	Tax Distribution	0	510.36	C
10/12	Tax Distribution	0	409.35	C
10/12	Tax Distribution	0	1,479.01	C
10/12	Tax Distribution	0	42.85	C
10/12	Tax Distribution	0	150.95	C
10/12	Tax Distribution	0	882.05	C
10/13	Tax Distribution	0	299.99	C
10/13	Tax Distribution	0	1,243.64	C
10/13	Tax Distribution	0	11.47	C
10/13	Tax Distribution	0	1,972.40	C
10/16	Tax Distribution	0	551.49	C
10/16	Tax Distribution	0	630.33	C
10/16	Tax Distribution	0	113.06	C
10/17	Tax Distribution	0	170.28	C
10/17	Tax Distribution	0	554.50	C
10/17	Tax Distribution	0	1,036.29	C
10/17	Tax Distribution	0	93.10	C
10/17	Tax Distribution	0	75.29	C
10/17	Tax Distribution	0	48.30	C
10/18	Tax Distribution	0	115.66	C
10/18	Tax Distribution	0	580.14	C
10/18	Tax Distribution	0	1,333.09	C
10/18	Tax Distribution	0	96.55	C
10/18	Tax Distribution	0	87.06	C
10/19	Tax Distribution	0	185.57	C
10/19	Tax Distribution	0	351.86	C
10/19	Tax Distribution	0	136.12	C
10/19	Tax Distribution	0	32.18	C
10/19	Tax Distribution	0	523.12	C
10/20	Tax Distribution	0	813.65	C
10/20	Tax Distribution	0	1,284.14	C
10/20	Tax Distribution	0	705.48	C
10/20	Tax Distribution	0	126.23	C
10/23	Tax Distribution	0	177.28	C
10/23	Tax Distribution	0	917.54	C
10/23	Tax Distribution	0	640.40	C



Yavapai County Treasurer

Monthly Statement

Date Range: 10/1/2023 to 10/31/2023

10/23	Tax Distribution	0	707.51	C
10/23	Tax Distribution	0	46.32	C
10/24	Tax Distribution	0	1,870.39	C
10/24	Tax Distribution	0	2,859.68	C
10/24	Tax Distribution	0	2,444.65	C
10/24	Tax Distribution	0	475.10	C
10/24	Tax Distribution	0	184.48	C
10/25	Tax Distribution	0	321.91	C
10/25	Tax Distribution	0	506.27	C
10/25	Tax Distribution	0	298.42	C
10/25	Tax Distribution	0	191.30	C
10/25	Tax Distribution	0	58.42	C
10/26	Tax Distribution	0	944.76	C
10/26	Tax Distribution	0	976.45	C
10/26	Tax Distribution	0	403.08	C
10/26	Tax Distribution	0	264.89	C
10/26	Tax Distribution	0	212.41	C
10/27	Tax Distribution	0	279.94	C
10/27	Tax Distribution	0	550.18	C
10/27	Tax Distribution	0	281.59	C
10/27	Tax Distribution	0	24.87	C
10/30	Tax Distribution	0	702.56	C
10/30	Tax Distribution	0	341.07	C
10/30	Tax Distribution	0	582.76	C
10/30	Tax Distribution	0	794.20	C
10/31	Tax Distribution	0	191.93	C
10/31	Tax Distribution	0	471.78	C
10/31	Tax Distribution	0	244.00	C
10/31	Tax Distribution	0	185.20	C
10/31	Tax Distribution	0	86.41	C
37150.0 FDAT Distributions			Source Code Total: 161,660.03	
10/02	Fire Dist Assistance Tax 0.136073	0	1,072.11	C
10/03	Fire Dist Assistance Tax 0.136073	0	1,566.08	C
10/04	Fire Dist Assistance Tax 0.136073	0	2,116.06	C
10/05	Fire Dist Assistance Tax 0.136073	0	4,093.70	C
10/06	Fire Dist Assistance Tax 0.136073	0	5,415.31	C
10/09	Fire Dist Assistance Tax 0.136073	0	4,230.70	C
10/10	Fire Dist Assistance Tax 0.136073	0	4,184.43	C
10/11	Fire Dist Assistance Tax 0.136073	0	4,099.25	C
10/12	Fire Dist Assistance Tax 0.136073	0	10,838.00	C
10/13	Fire Dist Assistance Tax 0.136073	0	4,073.62	C
10/16	Fire Dist Assistance Tax 0.136073	0	4,612.90	C
10/17	Fire Dist Assistance Tax 0.136073	0	6,687.13	C



Yavapai County Treasurer

Monthly Statement

Date Range: 10/1/2023 to 10/31/2023

10/18	Fire Dist Assistance Tax 0.136073	0	5,719.18	C
10/19	Fire Dist Assistance Tax 0.136073	0	4,396.42	C
10/20	Fire Dist Assistance Tax 0.136073	0	7,058.77	C
10/23	Fire Dist Assistance Tax 0.136073	0	7,169.02	C
10/24	Fire Dist Assistance Tax 0.136073	0	6,071.90	C
10/25	Fire Dist Assistance Tax 0.136073	0	5,641.26	C
10/26	Fire Dist Assistance Tax 0.136073	0	5,356.69	C
10/27	Fire Dist Assistance Tax 0.136073	0	48,503.15	C
10/30	Fire Dist Assistance Tax 0.136073	0	5,821.87	C
10/31	Fire Dist Assistance Tax 0.136073	0	12,932.48	C
38109.0 Interest on Investments St Treas			Source Code Total: 190.16	
10/27	Investment Interest	0	190.16	C
38111.0 Interest on Investments			Source Code Total: 9.09	
10/06	Investment Interest	0	9.09	C
38113.0 Interest on Investments-Wells Fargo			Source Code Total: 286.68	
10/27	Investment Interest	0	286.68	C
91702.0 Transfer out			Source Code Total: (79,838.63)	
10/24	Transfer Request per km	0	(79,838.63)	D
6065540000 Chino Valley Fire Dist GF			Ending Balance: 2,680,453.29	

Chino Valley Fire District
Bank Reconciliation Summary
For the Bank Statement ending: 10/31/2023

BANK CONTROL ID: GEN - GENERAL FUND		DESC: GENERAL FUND	ACCOUNT NO: 0000000000000000
Beginning Balance:	10/01/23		\$175,765.84
Deposits and Credits:			\$2,584,526.08
Checks and Charges:			(\$79,838.63)
Adjustments:			\$0.00
Ending Balance Per Reconciliation:			<u>\$2,680,453.29</u>
Ending Balance Per Bank Statement:	10/31/23		\$2,680,453.29
* Outstanding Deposits and Credits:	10/31/23		\$0.00
* Outstanding Checks and Charges:	10/31/23		\$0.00
Ending Book Balance:			<u>\$2,680,453.29</u>

* Outstanding amounts are all outstanding credits and charges dated prior or equal to the Reconciliation date.

Chino Valley Fire District
BR Checks and Charges Cleared
For the Bank Statement ending: 10/31/23

GEN		General Fund		General Fund		0000000000000000
Date	Document	Description	Module	Company	Amount	
10/31/23	Cash With Yav Cty	Fire Authority Funding	GL	CHINOV	\$79,838.63	
TOTAL CHECKS AND CHARGES CLEARED:					\$79,838.63	

Chino Valley Fire District
BR Checks and Charges Outstanding
For the Bank Statement ending:

<u>Date</u>	<u>Document</u>	<u>Description</u>	<u>Module</u>	<u>Company</u>	<u>Amount</u>
-------------	-----------------	--------------------	---------------	----------------	---------------

TOTAL CHECKS AND CHARGES OUTSTANDING:

Chino Valley Fire District
BR Deposits and Credits Cleared
For the Bank Statement ending: 10/31/23

GEN		General Fund			0000000000000000
Date	Document	Description	Module	Company	Amount
10/31/23	Cash With Yav Cty	GF Tax & Interest Revenue - Oc	GL	CHINOV	\$2,584,526.08
TOTAL DEPOSITS AND CREDITS CLEARED:					<u>\$2,584,526.08</u>

Chino Valley Fire District
BR Deposits and Credits Outstanding
For the Bank Statement ending:

Date	Document	Description	Module	Company	Amount
------	----------	-------------	--------	---------	--------

TOTAL DEPOSITS AND CREDITS OUTSTANDING:

Chino Valley Fire District
Bank Reconciliation Register

Document Number	Date	BR Status	Void?	Description	Date Cleared	Amount
MODULE: JOURNAL ENTRIES FROM GENERAL LEDGER						
BANK CONTROL ID: GEN - GENERAL FUND						
Cash With Yav Cty	10/31/23	Marked	No	Fire Authority Funding	11/15/23	\$79,838.63
Cash With Yav Cty	10/31/23	Marked	No	GF Tax & Interest Revenue - Oc	11/15/23	\$2,584,526.08
SUB TOTAL FOR BANK:						\$2,664,364.71
TOTAL FOR MODULE:						\$2,664,364.71

Chino Valley Fire District
BR Adjustments Report
For the Bank Statement ending:

Date	Document	Description	GL Account	Offset Amt	Adj. Amt
------	----------	-------------	------------	------------	----------

DOCUMENT:

ADJUSTMENT DOCUMENT " TOTAL:

TOTAL FOR ALL ADJUSTMENTS:

11/15/23
3:07:41 PM

Chino Valley Fire District
Income Statement
(Original Budget to Actual Comparison)
For the period of 10/1/2023 Through 10/31/2023

Fund: (10) General Fund

	Account	Actual	Current Period Budget	Variance	%	Actual	Year To Date Budget	Variance	%
<u>Revenues</u>									
Real Estate Tax	10400000000	\$2,371,140.53	\$0.00	\$2,371,140.53	0.0%	\$7,543,657.42	\$5,625,391.00	\$1,918,266.42	34.1%
Personal Property Tax	10410000000	51,239.59	0.00	51,239.59	0.0	189,325.41	0.00	189,325.41	0.0
Fire District Assistance Tax	10420000000	161,660.03	0.00	161,660.03	0.0	568,403.87	400,000.00	168,403.87	42.1
Interest Income-General Fund	10490000000	485.93	0.00	485.93	0.0	18,137.07	0.00	18,137.07	0.0
Rebates/Refunds	10500000000	0.00	0.00	0.00	0.0	0.00	2,000.00	(2,000.00)	(100.0)
Misc. Revenues	10510000000	0.00	0.00	0.00	0.0	4.43	0.00	4.43	0.0
Net Revenues		\$2,584,526.08	\$0.00	\$2,584,526.08	0.0 %	\$8,319,528.20	\$6,027,391.00	\$2,292,137.20	38.0 %
<u>Program Expenses</u>									
Fire Authority Funding	10670010000	\$79,838.63	\$0.00	\$(79,838.63)	0.0%	\$5,834,024.94	\$6,013,391.00	\$179,366.06	3.0%
Total Program Expenses		\$79,838.63	\$0.00	\$(79,838.63)	0.0 %	\$5,834,024.94	\$6,013,391.00	\$179,366.06	3.0 %
<u>Fund Raising Expenses</u>									
Audit & Accounting	10640010000	\$0.00	\$0.00	\$0.00	0.0%	\$4,000.00	\$8,000.00	\$4,000.00	50.0%
Legal Services - Routine	10641010000	0.00	0.00	0.00	0.0	1,890.00	5,000.00	3,110.00	62.2
Fire Board Expenses	10644110000	0.00	0.00	0.00	0.0	894.90	1,000.00	105.10	10.5
Misc/Admin	10661010000	0.00	0.00	0.00	0.0	293.92	0.00	(293.92)	0.0
Contingency Expense - Current	10780130000	0.00	0.00	0.00	0.0	0.00	20,000.00	20,000.00	100.0
Total Fund Raising Expenses		\$0.00	\$0.00	\$0.00	0.0 %	\$7,078.82	\$34,000.00	\$26,921.18	79.2 %
Total Expenses		\$79,838.63		\$(79,838.63)		\$5,841,103.76	\$6,047,391.00	\$206,287.24	3.4%
Net Income (Loss)		\$2,504,687.45	\$0.00	\$2,504,687.45	0.0%	\$2,478,424.44	\$(20,000.00)	\$2,498,424.44	12492.1%

11/15/23
3:08:00 PM

Chino Valley Fire District

Balance Sheet

As of 10/31/2023

Fund: (10) General Fund

Assets

Current Assets

Cash with Yavapai County	\$2,680,453.29	
Taxes Receivable	166,044.25	
Total Current Assets		\$2,846,497.54
Total Assets		\$2,846,497.54

Liabilities and Net Assets

Current Liabilities

Accounts Payable	\$270.00	
Deferred Compensation (Prop Tax)	132,423.54	
Total Current Liabilities		\$132,693.54
Total Liabilities		\$132,693.54

Net Assets

Fund Balance	\$235,380.13	
Current Year Net Assets	2,478,424.44	
Total Net Assets		2,713,804.57
Total Liabilities and Net Assets		\$2,846,498.11

Chino Valley Fire District
GL Account Ledger - Detail By Period
10/1/2023 through 10/31/2023

Batch	Journal	Entry #	Date	Job	Document	Description	Debits	Credits	Balance
10.1100.0.0.000		CASH WITH YAVAPAI COUNTY							\$175,765.84
2337	GJ	144251	10/31/23		Cash With Yav Cty	Fire Authority Funding	-	79,838.63	95,927.21
2338	GJ	144252	10/31/23		Cash With Yav Cty	GF Tax & Interest Revenue - Oct 2023	2,584,526.08	-	2,680,453.29
CASH WITH YAVAPAI COUNTY TOTALS:							<u>\$2,584,526.08</u>	<u>\$79,838.63</u>	<u>\$2,680,453.29</u>
TOTAL OF LEDGER:							<u>\$2,584,526.08</u>	<u>\$79,838.63</u>	<u>\$2,680,453.29</u>

Chino Valley Fire District
GL Trial Balance Worksheet
For The Period of 10/1/2023 through 10/31/2023

Account	Description	Balances				Adjustments
		Beginning	Debits	Credits	Ending	
10.1100.0.0.000	Cash with Yavapai County	\$175,765.84	\$2,584,526.08	\$79,838.63	\$2,680,453.29	
TOTALS:		<u>\$175,765.84</u>	<u>\$2,584,526.08</u>	<u>\$79,838.63</u>	<u>\$2,680,453.29</u>	