

AGENDA

**Central Arizona Fire and Medical Authority
Chino Valley Fire District Board of Directors
CV Regular Meeting**

Monday, December 18, 2023, 4:00 pm - 4:30 pm

**Central Arizona Fire and Medical Authority, Administration, 8603 E. Eastridge Drive,
Prescott Valley**

NOTICE OF MEETING

Pursuant to A.R.S. § 38-431.02, notice is hereby given to the members of the Chino Valley Fire District Board of Directors and the general public that the **Chino Valley Fire District** will hold a meeting open to the public on **Monday, December 18, 2023 at 4:00 p.m.** The meeting will be held at the **Central Arizona Fire and Medical Authority, Administration, 8603 E. Eastridge Drive, Prescott Valley, Arizona.** The Board may vote to go into Executive Session on any agenda item, pursuant to A.R.S. §38-431.03(A)(3) for discussion and consultation for legal advice with the District's Attorney on matters as set forth in the agenda item. The following topics and any variables thereto, will be subject to Board consideration, discussion, approval, or other action. All items are set for possible action. Members may attend in person or via remote methods of communication.

1. CALL TO ORDER / ROLL CALL OF BOARD MEMBERS
2. PLEDGE OF ALLEGIANCE
3. NEW BUSINESS

A. Discussion and Possible Action Regarding Election of Board Chairperson and Board Clerk

4. CALL TO THE PUBLIC

In accordance with A.R.S. §38-431.01(H) and as a matter of policy, the Chino Valley Fire District Board has decided to allow public comments as time permits. Therefore, those wishing to address the Board regarding an issue within the jurisdiction of this public body may do so in an orderly manner that includes completing a Call to the Public Form and submitting it to staff for the record. If a written statement is being read, please provide a copy to ensure it is entered into the record accurately. Individuals will be limited to speak for three (3) minutes and Call to the Public shall not exceed 15 minutes per meeting.

5. CONSENT AGENDA

All matters listed under consent agenda are considered to be routine by the Chino Valley Fire District Board and will be enacted by one motion. There will be no separate discussion on these items. Any item may be removed by a Board member and will be considered separately for motion, discussion and action.

- A. Approve Regular Session Minutes - October 5, 2023
- B. Approve September 30, 2023 General Fund Financial Statements
- C. Approve November 30, 2023 Bond Debt Service Financial Statements
- D. Approve October 31, 2023 General Fund Financial Statements

- E. Approve October 31, 2023 Bond Debt Service Financial Statements
- F. Approve November 30, 2023 General Fund Financial Statements
- G. Approve November 30, 2023 Bond Debt Service Financials
- 6. NEW BUSINESS - CONTINUED
 - A. Discussion and Possible Approval of FY 24-25 Budget Development Schedule
- 7. ADJOURNMENT

Disabled persons needing reasonable accommodations should call 928-772-7711 prior to the scheduled meeting.

MINUTES

**Central Arizona Fire and Medical Authority
Chino Valley Fire District Board of Directors
CV Regular Meeting
Thursday, October 5, 2023, 1:00 pm - 1:30 pm
Central Arizona Fire and Medical Authority, Administration,
8603 E. Eastridge Dr., Prescott Valley**

In-Person Attendance

Denise Krizo; Susanne Dixon

Remote Attendance

Cyndy Dicus; Dave Dobbs; Jodie Denike; Lorette Stewart; Nicolas Cornelius

Not In Attendance

Carrie Zambrano; Scott A Freitag

NOTICE OF MEETING

Pursuant to A.R.S. § 38-431.02, notice is hereby given to the members of the Chino Valley Fire District Board of Directors and the general public that the **Chino Valley Fire District** will hold a meeting open to the public on **Thursday, October 5, 2023 at 1:00 p.m.** The meeting will be held at the **Central Arizona Fire and Medical Authority, Administration, 8603 E. Eastridge Drive, Prescott Valley, Arizona.** The Board may vote to go into Executive Session on any agenda item, pursuant to A.R.S. §38-431.03(A)(3) for discussion and consultation for legal advice with the District's Attorney on matters as set forth in the agenda item. The following topics and any variables thereto, will be subject to Board consideration, discussion, approval, or other action. All items are set for possible action. Members may attend in person or via remote methods of communication.

1. CALL TO ORDER / ROLL CALL OF BOARD MEMBERS

Chair Dicus called the meeting to order at 1:00 p.m.

2. PLEDGE OF ALLEGIANCE

Chair Dicus led the Pledge of Allegiance.

3. CALL TO THE PUBLIC

In accordance with A.R.S. §38-431.01(H) and as a matter of policy, the Chino Valley Fire District Board has decided to allow public comments as time permits. Therefore, those wishing to address the Board regarding an issue within the jurisdiction of this public body may do so in an orderly manner that includes completing a Call to the Public Form and submitting it to staff for the record. If a written statement is being read, please provide a copy to ensure it is entered into the record accurately. Individuals will be limited to speak for three (3) minutes and Call to the Public shall not exceed 15 minutes per meeting.

There were no public comments.

4. CONSENT AGENDA

All matters listed under consent agenda are considered to be routine by the Chino Valley Fire

District Board and will be enacted by one motion. There will be no separate discussion on these items. Any item may be removed by a Board member and will be considered separately for motion, discussion and action.

- A. Approve Regular Session Minutes - June 26, 2023
- B. Approve June 2023 General Fund Financial and Bond Debt Service Financials
- C. Approve July 2023 General Fund Financial and Bond Debt Service Financials
- D. Approve August 2023 General Fund Financial and Bond Debt Service Financials
- E. Approve Annexation and Resolution 2023-06, O'Neill, Parcel 304-05-434A

Motion to approve the Consent Agenda.

Move: Jodie Denike Second: Lorette Stewart Status: Passed

Yes: Dave Dobbs, Cyndy Dicus, Lorette Stewart, Jodie Denike

5. NEW BUSINESS

- A. Discussion and Possible Action Regarding Attorney Request for Increase in Hourly Rate Under the Fee Agreement

Attorney Cornelius stated that he cannot provide advice to the Board, as that would be a conflict of interest. He advised that he has not raised his fees since 2018 however, expenses have increased with staffing and overhead. The rate increase is the same rate billed to other agencies.

Chair Dicus commended Attorney Cornelius on his good work with the agency.

Motion to increase the hourly rate for legal services from \$225.00 to \$285.00 per hour under the Fee Agreement.

Move: Dave Dobbs Second: Jodie Denike Status: Passed

Yes: Dave Dobbs, Cyndy Dicus, Lorette Stewart, Jodie Denike

6. ADJOURNMENT

Motion to adjourn at 1:06 p.m.

Move: Dave Dobbs Second: Lorette Stewart Status: Passed

Yes: Dave Dobbs, Cyndy Dicus, Lorette Stewart, Jodie Denike

Disabled persons needing reasonable accommodations should call 928-772-7711 prior to the scheduled meeting.

The Chino Valley Fire District Board of Directors have reviewed and approved the following monthly financial documents to include Income Statements, Balance Sheets, and Bank Reconciliations with supporting documents, Revenue and Expenditure Graphs, and Cash Flow Projections in compliance with ARS §48-805, 807:

CVFD General Fund

CVFD Bond Debt Service

Fire Board Chairperson	Date
------------------------	------

Fire Board Clerk	Date
------------------	------

CHINO VALLEY FIRE DISTRICT
GENERAL FUND BANK RECONCILIATION SEPTEMBER, 2023

Reconciliation:		
Beginning Balance:	\$	108,367.36
Tax Revenue:	\$	79,476.74
Interest Revenue:	\$	361.89
Fire District Deposits:	\$	-
Checks From Accounts Payable:	\$	-
Transfer Out - Fire Authority:	\$	(12,440.15)
Other: Tax Roll Corrections	\$	-
Ending Balance:	\$	175,765.84

Difference Between Balances: \$ -

Bank Statement Balance:		
Balance Per Bank:	\$	175,765.84
Outstanding Checks:	\$	-
Outstanding Deposits:	\$	-
Ending Balance:	\$	175,765.84

G/L Ending Balance: \$ 175,765.84

\$ 175,765.84

Deposits Per Bank Statement:		
Real Estate Taxes:	\$	69,088.99
Personal Property Taxes:	\$	5,798.38
Fire District Assistance Tax:	\$	4,589.37
Fire District Deposit:	\$	-
Interest Revenue:	\$	361.89
ADOT & Fish and Game In Lieu:	\$	-
Other:	\$	-
Other:	\$	-
Ending Balance:	\$	79,838.63

Bank Reconciliation Register:		
Checks From Accounts Payable:	\$	-
Other: GL JE Fire Authority Funding	\$	12,440.15
Other: Tax Roll Corrections	\$	-
Total Checks:	\$	12,440.15
Other: GL JE Tax & Interest Revenue	\$	79,838.63
Other:	\$	-
Ending Balance:	\$	79,838.63

Reconciliation Approved By:

Scott Freitag
Digitally signed by Scott Freitag
Date: 2023.10.16 19:53:05
-07'00'
Scott Freitag, Fire Chief

Reconciliation Reviewed By:

Cody Rose
Digitally signed by Cody Rose
Date: 2023.10.16 17:40:47
-07'00'
Cody Rose, Assistant Chief of Planning and Logistics

Reconciliation Prepared By:

Karen Mauldin
Digitally signed by Karen Mauldin
Date: 2023.10.10 12:18:53
-07'00'
Karen Mauldin, Finance Manager

CHINO VALLEY FIRE DISTRICT GENERAL FUND

Tax Collection Data

Total Levy Month	FY 17-18 \$3,707,996 Collected	FY 18-19 \$3,926,501 Collected	FY 19-20 \$4,190,442 Collected	FY 20-21 \$4,497,237 Collected	FY 21-22 \$4,833,636 Collected	FY 22-23 \$5,218,024 Collected	FY 23-24 \$5,625,391 Collected
July	\$24,936	\$21,890	\$14,597	\$42,316	\$26,983	\$29,396	\$22,269
%	0.672%	0.557%	0.348%	0.941%	0.558%	0.563%	0.396%
% To Date	0.6725%	0.5575%	0.3483%	0.9409%	0.5582%	0.5633%	0.3959%
August	\$10,622	\$12,226	\$10,746	\$15,526	\$11,257	\$10,089	\$11,352
%	0.286%	0.311%	0.256%	0.345%	0.233%	0.193%	0.202%
% To Date	0.9590%	0.8688%	0.6048%	1.2862%	0.7911%	0.7567%	0.5977%
September	\$178,141	\$25,209	\$30,894	\$8,143	\$54,439	\$64,614	\$74,887
%	4.804%	0.642%	0.737%	0.181%	1.126%	1.238%	1.331%
% To Date	5.7632%	1.5109%	1.3420%	1.4673%	1.9174%	1.9950%	1.9289%
October	\$1,503,325	\$1,610,381	\$1,807,742	\$1,780,309	\$1,962,817	\$2,100,367	\$0
%	40.543%	41.013%	43.140%	39.587%	40.607%	40.252%	0.000%
% To Date	46.3060%	42.5240%	44.4817%	41.0540%	42.5249%	42.2471%	1.9289%
November	\$290,266	\$498,787	\$373,908	\$508,805	\$535,270	\$613,469	\$0
%	7.828%	12.703%	8.923%	11.314%	11.074%	11.757%	0.000%
% To Date	54.1341%	55.2271%	53.4046%	52.3677%	53.5987%	54.0038%	1.9289%
December	\$223,661	\$236,727	\$286,760	\$399,155	\$365,096	\$368,596	\$0
%	6.0319%	6.0289%	6.8432%	8.8756%	7.5532%	7.0639%	0.0000%
% To Date	60.1659%	61.2560%	60.2478%	61.2433%	61.1520%	61.0677%	1.9289%
January	\$153,278	\$117,994	\$115,429	\$118,322	\$183,242	\$167,132	\$0
%	4.1337%	3.0051%	2.7546%	2.6310%	3.7910%	3.2030%	0.0000%
% To Date	64.2997%	64.2611%	63.0023%	63.8742%	64.9429%	64.2707%	1.9289%
February	\$95,262	\$54,476	\$104,991	\$88,422	\$74,113	\$82,746	\$0
%	2.5691%	1.3874%	2.5055%	1.9661%	1.5333%	1.5858%	0.0000%
% To Date	66.8688%	65.6485%	65.5078%	65.8404%	66.4762%	65.8565%	1.9289%
March	\$127,298	\$138,910	\$142,182	\$143,500	\$112,700	\$150,474	\$0
%	3.4331%	3.5377%	3.3930%	3.1908%	2.3316%	2.8837%	0.0000%
% To Date	70.3018%	69.1863%	68.9008%	69.0312%	68.8078%	68.7402%	1.9289%
April	\$794,289	\$955,634	\$983,917	\$1,082,230	\$1,188,626	\$1,315,211	\$0
%	21.4210%	24.3380%	23.4800%	24.0643%	24.5907%	25.2051%	0.0000%
% To Date	91.7228%	93.5243%	92.3809%	93.0956%	93.3985%	93.9454%	1.9289%
May	\$238,700	\$189,925	\$206,496	\$202,990	\$226,873	\$242,625	\$0
%	6.4374%	4.8370%	4.9278%	4.5137%	4.6936%	4.6497%	0.0000%
% To Date	98.1602%	98.3613%	97.3086%	97.6092%	98.0921%	98.5951%	1.9289%
June	\$80,520	\$84,895	\$49,679	\$87,815	\$85,664	\$63,240	\$0
%	2.1715%	2.1621%	1.1855%	1.9527%	1.7723%	1.2120%	0.0000%
% To Date	100.3318%	100.5234%	98.4942%	99.5619%	99.8644%	99.8071%	1.9289%
TOTALS	\$3,720,297	\$3,947,053	\$4,127,341	\$4,477,533	\$4,827,080	\$5,207,958	\$108,508
Delinquency	-0.3318%	-0.5234%	1.5058%	0.4381%	0.1356%	0.1929%	98.0711%

CHINO VALLEY FIRE DISTRICT GENERAL FUND

FDAT Collection Data

Total Levy Month	FY 17-18 \$333,290 Collected	FY 18-19 \$333,290 Collected	FY 19-20 \$366,547 Collected	FY 20-21 \$400,000 Collected	FY 21-22 \$400,000 Collected	FY 22-23 \$400,000 Collected	FY 23-24 \$400,000 Collected
July	\$1,630	\$1,238	\$1,475	\$2,769	\$1,871	\$2,011	\$1,145
%	0.489%	0.371%	0.403%	0.692%	0.468%	0.503%	0.286%
% To Date	0.4891%	0.3715%	0.4025%	0.6923%	0.4677%	0.5026%	0.2863%
August	\$554	\$707	\$653	\$662	\$1,498	\$575	\$540
%	0.166%	0.212%	0.178%	0.166%	0.375%	0.144%	0.135%
% To Date	0.6553%	0.5835%	0.5806%	0.8579%	0.8422%	0.6465%	0.4213%
September	\$12,654	\$3,182	\$1,853	\$879	\$4,669	\$4,994	\$4,589
%	3.797%	0.955%	0.505%	0.220%	1.167%	1.249%	1.147%
% To Date	4.4520%	1.5382%	1.0861%	1.0777%	2.0095%	1.8950%	1.5686%
October	\$93,081	\$139,813	\$107,270	\$160,480	\$159,909	\$157,752	\$0
%	27.928%	41.949%	29.265%	40.120%	39.977%	39.438%	0.000%
% To Date	32.3799%	43.4877%	30.3510%	41.1979%	41.9866%	41.3329%	1.5686%
November	\$74,651	\$59,861	\$30,666	\$48,339	\$52,249	\$55,107	\$0
%	22.3983%	17.9606%	8.3663%	12.0848%	13.0622%	13.7768%	0.0000%
% To Date	54.7782%	61.4483%	38.7172%	53.2826%	55.0488%	55.1097%	1.5686%
December	\$21,663	\$25,413	\$112,035	\$39,219	\$35,029	\$35,365	\$0
%	6.4997%	7.6250%	30.5650%	9.8048%	8.7572%	8.8413%	0.0000%
% To Date	61.2779%	69.0733%	69.2822%	63.0874%	63.8060%	63.9510%	1.5686%
January	\$16,138	\$11,149	\$11,446	\$12,625	\$15,294	\$14,833	\$0
%	4.8420%	3.3450%	3.1227%	3.1562%	3.8235%	3.7081%	0.0000%
% To Date	66.1199%	72.4183%	72.4049%	66.2436%	67.6294%	67.6591%	1.5686%
February	\$8,056	\$7,409	\$10,419	\$6,657	\$5,785	\$5,943	\$0
%	2.417%	2.223%	2.842%	1.664%	1.446%	1.486%	0.000%
% To Date	68.5368%	74.6413%	75.2473%	67.9079%	69.0756%	69.1450%	1.5686%
March	\$12,174	\$13,713	\$13,361	\$10,897	\$8,259	\$8,963	\$0
%	3.6528%	4.1143%	3.6452%	2.7242%	2.0646%	2.2407%	0.0000%
% To Date	72.1897%	78.7556%	78.8925%	70.6320%	71.1403%	71.3856%	1.5686%
April	\$63,209	\$79,859	\$85,315	\$88,842	\$89,498	\$93,760	\$0
%	18.9651%	23.9607%	23.2754%	22.2104%	22.3745%	23.4400%	0.0000%
% To Date	91.1548%	102.7164%	102.1679%	92.8424%	93.5148%	94.8256%	1.5686%
May	\$23,731	\$18,881	\$21,832	\$19,620	\$19,623	\$17,519	\$0
%	7.1201%	5.6650%	5.9561%	4.9050%	4.9058%	4.3797%	0.0000%
% To Date	98.2749%	108.3813%	108.1240%	97.7475%	98.4206%	99.2052%	1.5686%
June	\$5,094	\$5,726	\$4,474	\$6,987	\$6,978	\$3,648	\$0
%	1.5285%	1.7181%	1.2206%	1.7468%	1.7445%	0.9121%	0.0000%
% To Date	99.8034%	110.0995%	109.3446%	99.4943%	100.1651%	100.1173%	1.5686%
TOTALS	\$332,635	\$366,951	\$400,799	\$397,977	\$400,660	\$400,469	\$6,275
Delinquency	0.1966%	-10.0995%	-9.3446%	0.5057%	-0.1651%	-0.1173%	98.4314%

100.0000% 100.0000% 100.0000% 100.0000% 100.0000% 100.0000% 100.0000%



2023 - 2024 Cash Flow by Month : SEPTEMBER

		Actual			Projected											
		July	Aug.	Sept.	Oct.	Nov.	Dec.	Jan.	Feb.	March	April	May	June			
Revenues:																
Taxes (Real Estate/UPP)	22,269	11,352	74,887	468,783	468,783	468,783	468,783	468,783	468,783	468,783	468,783	468,783	468,783			
FDAT	1,145	540	4,589	33,333	33,333	33,333	33,333	33,333	33,333	33,333	33,333	33,333	33,333			
Interest Income	1,179	548	362	-	-	-	-	-	-	-	-	-	-			
Other Income	-	-	-	167	167	167	167	167	167	167	167	167	167			
RevenueTotals:	24,593	12,440	79,839	502,283	502,283	502,283	502,283	502,283	502,283	502,283	502,283	502,283	502,283			

Expenditures:																	
Fire Authority Funding	71,571	24,593	12,440	501,116	501,116	501,116	501,116	501,116	501,116	501,116	501,116	501,116	501,116	501,116	501,116	501,116	501,116
Professional Services/ Fire Board	450	225	-	1,167	1,167	1,167	1,167	1,167	1,167	1,167	1,167	1,167	1,167	1,167	1,167	1,167	1,167
Miscellaneous	-	114	-	-	-	-	-	-	-	-	-	-	-	-	-	-	-
Contingency	-	-	-	1,667	1,667	1,667	1,667	1,667	1,667	1,667	1,667	1,667	1,667	1,667	1,667	1,667	1,667
ExpenditureTotals:	72,021	24,932	12,440	503,949	503,949	503,949	503,949	503,949	503,949	503,949	503,949	503,949	503,949	503,949	503,949	503,949	503,949

Monthly Net Cash (47,428) (12,492) 67,399

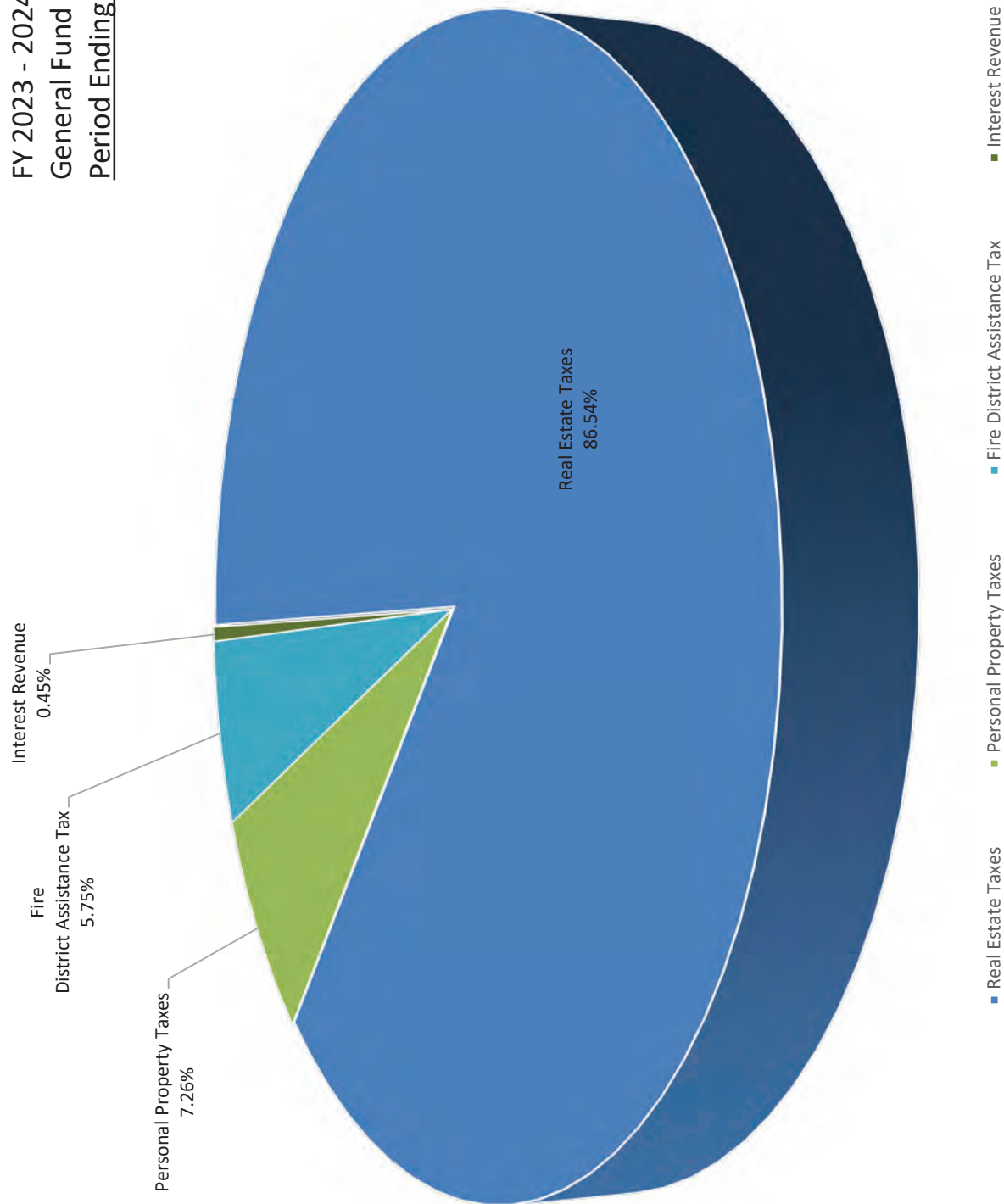
Cumulative Net Cash (27,428) (39,920) 27,479

Cash Balance 20,000 7,508 74,907
(Carryover)

**CHINO VALLEY FIRE DISTRICT GENERAL FUND
REVENUE GRAPH DATA**

		YTD	
	Revenue	Budget	%
Real Estate Taxes	\$ 69,089	\$ 5,625,391	86.54
Personal Property Taxes	\$ 5,798	\$ -	7.26
Fire District Assistance Tax	\$ 4,589	\$ 400,000	5.75
Rebates/Refunds	\$ -	\$ 2,000	0.00
Interest Revenue	\$ 362	\$ -	0.45
Other Revenue	\$ -	\$ -	0.00
TOTALS:	\$ 79,839	\$ 6,027,391	100.00

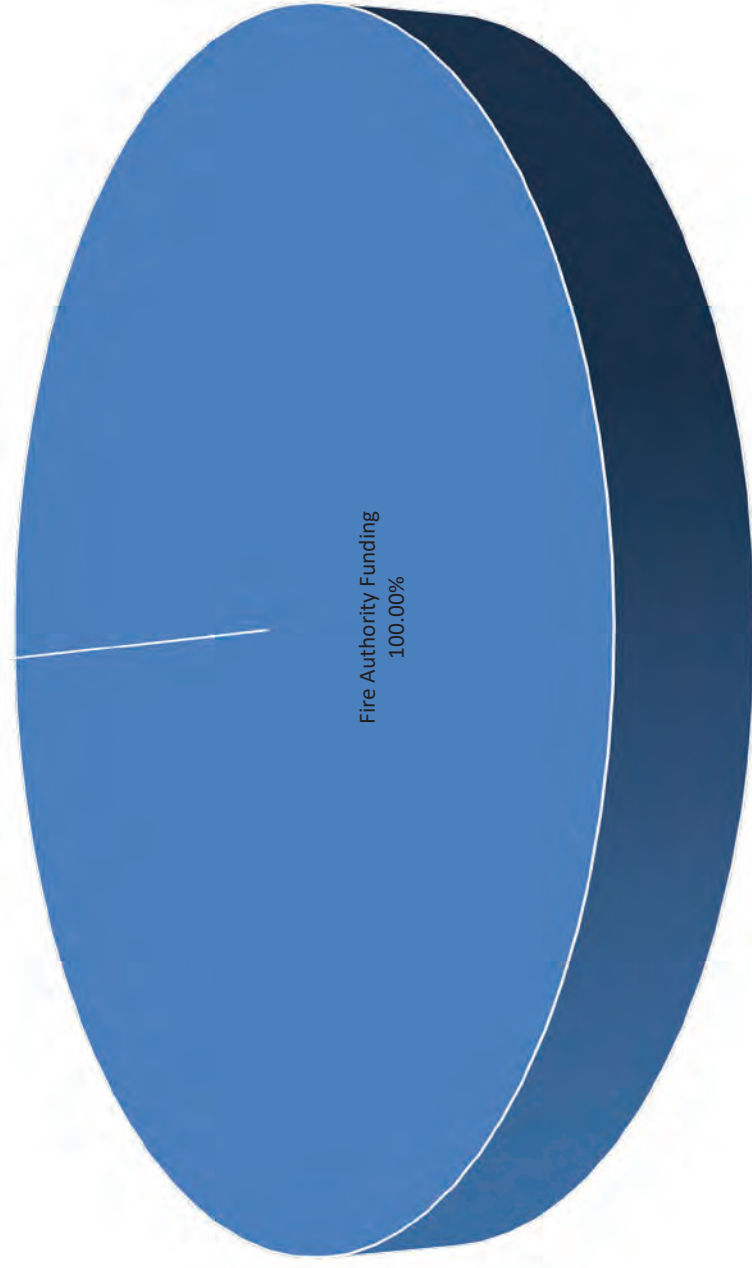
Chino Valley Fire District
FY 2023 - 2024
General Fund Revenue
Period Ending 09/30/2023



**CHINO VALLEY FIRE DISTRICT GENERAL FUND
EXPENSE GRAPH DATA**

		YTD	
Expense		Budget	%
Fire Authority Funding	\$ 12,440	\$ 6,013,391	100.00
Audit and Accounting	\$ -	\$ 8,000	0.00
Legal	\$ -	\$ 5,000	0.00
Fire Board Expenses	\$ -	\$ 1,000	0.00
Miscellaneous Expenses	\$ -	\$ -	0.00
TOTAL:	\$ 12,440	\$ 6,027,391	100.00

Chino Valley Fire District
FY 2023 - 2024
General Fund Expenditures
Period Ending 09/30/2023



■ Fire Authority Funding

CHINO VALLEY FIRE DISTRICT
GENERAL FUND - SEPTEMBER, 2023

Real Estate Taxes:	\$	69,088.99
UPP Taxes:	\$	5,798.38
FDAT:	\$	4,589.37
Interest Received:	\$	361.89
Other:	\$	-
<hr/>		
TOTAL:	\$	79,838.63
<hr/>		

Transferred to CAFMA:	\$	12,440.15
-----------------------	----	-----------



Yavapai County Treasurer

Monthly Statement

Date Range: 9/1/2023 to 9/30/2023

Chino Valley Fire Dist GF
Fund: 6065540000



Yavapai County Treasurer

Monthly Statement

Date Range: 9/1/2023 to 9/30/2023

Account	Period	YTD		
6065540000	Chino Valley Fire Dist GF			
Begin Balance:	108,592.36	168,287.33		
Income:	79,838.63 ✓	116,872.22		
LOC Advance:	.00	.00		
Expense:	(12,665.15)	(109,393.71)	LOC:	.00
LOC Payments:	.00	.00	Warrants Outstanding:	.00
Cash Balance:	175,765.84	175,765.84	End:	175,765.84

Monthly Statement Summary

Source Code	Description		MTDAmount	YTDAmount
6065540000	Chino Valley Fire Dist GF	Beginning Balance:	108,592.36	168,287.33
11100.2022	2022 Real Estate Taxes		6,455.25	29,515.92
11100.2023	2023 Real Estate Taxes		62,633.74	62,633.74
12100.2003	2003 Personal Property Taxes		.00	71.97
12100.2004	2004 Personal Property Taxes		.00	79.78
12100.2005	2005 Personal Property Taxes		.00	78.78
12100.2006	2006 Personal Property Taxes		.00	95.61
12100.2007	2007 Personal Property Taxes		.00	93.54
12100.2009	2009 Personal Property Taxes		.00	76.15
12100.2010	2010 Personal Property Taxes		.00	73.92
12100.2011	2011 Personal Property Taxes		.00	87.46
12100.2012	2012 Personal Property Taxes		.00	130.18
12100.2013	2013 Personal Property Taxes		.00	100.40
12100.2014	2014 Personal Property Taxes		52.33	152.72
12100.2015	2015 Personal Property Taxes		44.92	146.54
12100.2016	2016 Personal Property Taxes		.00	100.07
12100.2017	2017 Personal Property Taxes		.00	107.13
12100.2018	2018 Personal Property Taxes		.00	87.02
12100.2019	2019 Personal Property Taxes		.00	87.37
12100.2020	2020 Personal Property Taxes		289.22	1,555.31
12100.2021	2021 Personal Property Taxes		2,758.09	5,227.51
12100.2022	2022 Personal Property Taxes		254.40	5,607.54
12100.2023	2023 Personal Property Taxes		2,399.42	2,399.42
37150.0	FDAT Distributions		4,589.37	6,274.58
38109.0	Interest on Investments St Treas		198.04	1,045.50
38113.0	Interest on Investments-Wells Fargo		163.85	1,044.06
90002.0	Interest Pd on Tax Roll Corrections		.00	(113.83)
91032.0	Warrants Redeemed		(225.00)	(675.00)
91702.0	Transfer out		(12,440.15)	(108,604.88)
		Ending Balance:	175,765.84	175,765.84



Yavapai County Treasurer

Monthly Statement

Date Range: 9/1/2023 to 9/30/2023

Monthly Statement Detail				
Date	Notes	Doc #	Amount	C/D
6065540000 Chino Valley Fire Dist GF			Beginning Balance: 108,592.36	
11100.2022 2022 Real Estate Taxes			Source Code Total: 6,455.25	
09/01	Tax Distribution	0	702.17	C
09/01	Tax Distribution	0	10.42	C
09/05	Tax Distribution	0	184.39	C
09/05	Tax Distribution	0	40.33	C
09/07	Tax Distribution	0	28.97	C
09/11	Tax Distribution	0	288.63	C
09/11	Tax Distribution	0	92.71	C
09/12	Tax Distribution	0	31.75	C
09/14	Tax Distribution	0	1.01	C
09/14	Tax Distribution	0	430.91	C
09/15	Tax Distribution	0	160.39	C
09/15	Tax Distribution	0	155.95	C
09/18	Tax Distribution	0	709.82	C
09/18	Tax Distribution	0	34.81	C
09/20	Tax Distribution	0	1,802.69	C
09/22	Tax Distribution	0	19.44	C
09/25	Tax Distribution	0	207.04	C
09/26	Tax Distribution	0	267.82	C
09/27	Tax Distribution	0	113.84	C
09/27	Tax Distribution	0	1,094.52	C
09/27	Tax Distribution	0	1.75	C
09/28	Tax Distribution	0	13.93	C
09/29	Tax Distribution	0	59.83	C
09/29	Tax Distribution	0	2.13	C
11100.2023 2023 Real Estate Taxes			Source Code Total: 62,633.74	
09/13	Tax Distribution	0	353.97	C
09/14	Tax Distribution	0	84.52	C
09/15	Tax Distribution	0	3,724.56	C
09/18	Tax Distribution	0	2,904.86	C
09/18	Tax Distribution	0	112.95	C
09/18	Tax Distribution	0	751.69	C
09/18	Tax Distribution	0	662.07	C
09/19	Tax Distribution	0	337.39	C
09/19	Tax Distribution	0	1,617.84	C
09/19	Tax Distribution	0	281.34	C
09/19	Tax Distribution	0	207.44	C
09/20	Tax Distribution	0	15,434.35	C
09/20	Tax Distribution	0	389.72	C



Yavapai County Treasurer

Monthly Statement

Date Range: 9/1/2023 to 9/30/2023

09/20	Tax Distribution	0	1,415.89	C
09/20	Tax Distribution	0	1,320.90	C
09/21	Tax Distribution	0	1,411.89	C
09/21	Tax Distribution	0	1,549.22	C
09/21	Tax Distribution	0	1,842.06	C
09/21	Tax Distribution	0	289.61	C
09/22	Tax Distribution	0	1,026.72	C
09/22	Tax Distribution	0	725.82	C
09/22	Tax Distribution	0	326.69	C
09/22	Tax Distribution	0	318.41	C
09/22	Tax Distribution	0	557.17	C
09/25	Tax Distribution	0	152.80	C
09/25	Tax Distribution	0	3,441.21	C
09/25	Tax Distribution	0	925.45	C
09/25	Tax Distribution	0	178.00	C
09/26	Tax Distribution	0	805.74	C
09/26	Tax Distribution	0	2,245.18	C
09/26	Tax Distribution	0	299.20	C
09/26	Tax Distribution	0	4,202.32	C
09/27	Tax Distribution	0	671.71	C
09/27	Tax Distribution	0	796.26	C
09/27	Tax Distribution	0	54.39	C
09/28	Tax Distribution	0	3,805.64	C
09/28	Tax Distribution	0	4,035.48	C
09/28	Tax Distribution	0	435.20	C
09/28	Tax Distribution	0	1,625.32	C
09/29	Tax Distribution	0	230.61	C
09/29	Tax Distribution	0	238.68	C
09/29	Tax Distribution	0	77.88	C
09/29	Tax Distribution	0	765.59	C
12100.2014 2014 Personal Property Taxes			Source Code Total: 52.33	
09/05	Tax Distribution	0	52.33	C
12100.2015 2015 Personal Property Taxes			Source Code Total: 44.92	
09/05	Tax Distribution	0	44.92	C
12100.2020 2020 Personal Property Taxes			Source Code Total: 289.22	
09/08	Tax Distribution	0	289.22	C
12100.2021 2021 Personal Property Taxes			Source Code Total: 2,758.09	
09/01	Tax Distribution	0	2,579.60	C
09/05	Tax Distribution	0	178.49	C
12100.2022 2022 Personal Property Taxes			Source Code Total: 254.40	
09/01	Tax Distribution	0	4.65	C
09/14	Tax Distribution	0	5.11	C
09/18	Tax Distribution	0	28.20	C



Yavapai County Treasurer

Monthly Statement

Date Range: 9/1/2023 to 9/30/2023

09/22 Tax Distribution	0	90.26	C
09/29 Tax Distribution	0	126.18	C
12100.2023 2023 Personal Property Taxes		Source Code Total: 2,399.42	
09/14 Tax Distribution	0	5.15	C
09/15 Tax Distribution	0	650.62	C
09/18 Tax Distribution	0	28.47	C
09/19 Tax Distribution	0	83.41	C
09/22 Tax Distribution	0	398.95	C
09/25 Tax Distribution	0	38.57	C
09/25 Tax Distribution	0	130.80	C
09/26 Tax Distribution	0	554.75	C
09/28 Tax Distribution	0	14.74	C
09/29 Tax Distribution	0	340.19	C
09/29 Tax Distribution	0	153.77	C
37150.0 FDAT Distributions		Source Code Total: 4,589.37	
09/01 Fire Dist Assistance Tax 0.139752	0	40.77	C
09/05 Fire Dist Assistance Tax 0.139752	0	57.40	C
09/06 Fire Dist Assistance Tax 0.139752	0	45.06	C
09/07 Fire Dist Assistance Tax 0.139752	0	11.34	C
09/08 Fire Dist Assistance Tax 0.139752	0	15.21	C
09/11 Fire Dist Assistance Tax 0.139752	0	21.28	C
09/12 Fire Dist Assistance Tax 0.136073	0	18.02	C
09/13 Fire Dist Assistance Tax 0.136073	0	31.79	C
09/14 Fire Dist Assistance Tax 0.136073	0	78.50	C
09/15 Fire Dist Assistance Tax 0.136073	0	185.26	C
09/18 Fire Dist Assistance Tax 0.136073	0	456.47	C
09/19 Fire Dist Assistance Tax 0.136073	0	226.16	C
09/20 Fire Dist Assistance Tax 0.136073	0	412.96	C
09/21 Fire Dist Assistance Tax 0.136073	0	301.79	C
09/22 Fire Dist Assistance Tax 0.136073	0	444.86	C
09/25 Fire Dist Assistance Tax 0.136073	0	525.17	C
09/26 Fire Dist Assistance Tax 0.136073	0	481.95	C
09/27 Fire Dist Assistance Tax 0.136073	0	262.02	C
09/28 Fire Dist Assistance Tax 0.136073	0	647.39	C
09/29 Fire Dist Assistance Tax 0.136073	0	325.97	C
38109.0 Interest on Investments St Treas		Source Code Total: 198.04	
09/26 Investment Interest	0	198.04	C
38113.0 Interest on Investments-Wells Fargo		Source Code Total: 163.85	
09/26 Investment Interest	0	163.85	C
91032.0 Warrants Redeemed		Source Code Total: (225.00)	
09/12 Paid Warrants	0	(225.00)	D



Yavapai County Treasurer

Monthly Statement

Date Range: 9/1/2023 to 9/30/2023

91702.0 Transfer out

Source Code Total: (12,440.15)

09/19 Transfer Request email per Karen; 9/18/23

0

(12,440.15) D

6065540000 Chino Valley Fire Dist GF

Ending Balance: 175,765.84

Warrant Detail

Payee Name	Warrant	Amount	Issue Dt	Status Dt	Voucher
6065540000 Chino Valley Fire Dist GF					Account Total: 225.00
Fund: 0655					Fund Total: 225.00
Status: PAID					Status Total: 225.00
/	0706550047	225.00	08/07/23	09/12/23	
	Count	Amount			
Total PAID:	1	225.00			

Chino Valley Fire District
Bank Reconciliation Summary
For the Bank Statement ending: 9/30/2023

BANK CONTROL ID: GEN - GENERAL FUND		DESC: GENERAL FUND	ACCOUNT NO: 0000000000000000
Beginning Balance:	09/01/23		\$108,592.36
Deposits and Credits:			\$79,838.63
Checks and Charges:			(\$12,665.15)
Adjustments:			\$0.00
Ending Balance Per Reconciliation:			<u>\$175,765.84</u>
Ending Balance Per Bank Statement:	09/30/23		\$175,765.84
* Outstanding Deposits and Credits:	09/30/23		\$0.00
* Outstanding Checks and Charges:	09/30/23		\$0.00
Ending Book Balance:			<u>\$175,765.84</u>

* Outstanding amounts are all outstanding credits and charges dated prior or equal to the Reconciliation date.

Chino Valley Fire District
BR Checks and Charges Cleared
For the Bank Statement ending: 9/30/23

GEN		General Fund		General Fund		0000000000000000
Date	Document	Description	Module	Company	Amount	
08/07/23	706550047	Law Off. of Nicolas Cornelius	AP	CHINOV	\$225.00	
09/30/23	Cash With Yav Cty	Fire Authority Funding	GL	CHINOV	\$12,440.15	
TOTAL CHECKS AND CHARGES CLEARED:					\$12,665.15	

Chino Valley Fire District
BR Checks and Charges Outstanding
For the Bank Statement ending:

<u>Date</u>	<u>Document</u>	<u>Description</u>	<u>Module</u>	<u>Company</u>	<u>Amount</u>
-------------	-----------------	--------------------	---------------	----------------	---------------

TOTAL CHECKS AND CHARGES OUTSTANDING:

Chino Valley Fire District
BR Deposits and Credits Cleared
For the Bank Statement ending: 9/30/23

GEN		General Fund			0000000000000000
Date	Document	Description	Module	Company	Amount
09/30/23	Cash With Yav Cty	GF Tax & Interest Revenue - Se	GL	CHINOV	\$79,838.63
TOTAL DEPOSITS AND CREDITS CLEARED:					\$79,838.63

Chino Valley Fire District
BR Deposits and Credits Outstanding
For the Bank Statement ending:

Date	Document	Description	Module	Company	Amount
------	----------	-------------	--------	---------	--------

TOTAL DEPOSITS AND CREDITS OUTSTANDING:

Document Number	Date	BR Status	Void?	Description	Date Cleared	Amount
MODULE: JOURNAL ENTRIES FROM GENERAL LEDGER						
BANK CONTROL ID: GEN - GENERAL FUND						
Cash With Yav Cty	09/30/23	Marked	No	Fire Authority Funding	10/10/23	\$12,440.15
Cash With Yav Cty	09/30/23	Marked	No	GF Tax & Interest Revenue - Se	10/10/23	\$79,838.63
SUB TOTAL FOR BANK:						\$92,278.78
TOTAL FOR MODULE:						\$92,278.78

Chino Valley Fire District
BR Adjustments Report
For the Bank Statement ending:

Date	Document	Description	GL Account	Offset Amt	Adj. Amt
------	----------	-------------	------------	------------	----------

DOCUMENT:

ADJUSTMENT DOCUMENT " TOTAL:

TOTAL FOR ALL ADJUSTMENTS:

Chino Valley Fire District
Income Statement
(Original Budget to Actual Comparison)
For the period of 9/1/2023 Through 9/30/2023

Fund: (10) General Fund

	Account	Actual	Current Period Budget	Variance	%	Actual	Year To Date Budget	Variance	%
<u>Revenues</u>									
Real Estate Tax	10400000000	\$69,088.99	\$0.00	\$69,088.99	0.0%	\$5,172,516.89	\$5,625,391.00	\$ (452,874.11)	(8.1)%
Personal Property Tax	10410000000	5,798.38	0.00	5,798.38	0.0	138,085.82	0.00	138,085.82	0.0
Fire District Assistance Tax	10420000000	4,589.37	0.00	4,589.37	0.0	406,743.84	400,000.00	6,743.84	1.7
Interest Income-General Fund	10490000000	361.89	0.00	361.89	0.0	17,651.14	0.00	17,651.14	0.0
Rebates/Refunds	10500000000	0.00	0.00	0.00	0.0	0.00	2,000.00	(2,000.00)	(100.0)
Misc. Revenues	10510000000	0.00	0.00	0.00	0.0	4.43	0.00	4.43	0.0
Net Revenues		\$79,838.63	\$0.00	\$79,838.63	0.0 %	\$5,735,002.12	\$6,027,391.00	\$ (292,388.88)	(4.9)%
<u>Program Expenses</u>									
Fire Authority Funding	10670010000	\$12,440.15	\$0.00	\$ (12,440.15)	0.0%	\$5,754,186.31	\$6,013,391.00	\$259,204.69	4.3%
Total Program Expenses		\$12,440.15	\$0.00	\$ (12,440.15)	0.0 %	\$5,754,186.31	\$6,013,391.00	\$259,204.69	4.3 %
<u>Fund Raising Expenses</u>									
Audit & Accounting	10640010000	\$0.00	\$0.00	\$0.00	0.0%	\$4,000.00	\$8,000.00	\$4,000.00	50.0%
Legal Services - Routine	10641010000	0.00	0.00	0.00	0.0	1,890.00	5,000.00	3,110.00	62.2
Fire Board Expenses	10644110000	0.00	0.00	0.00	0.0	894.90	1,000.00	105.10	10.5
Misc/Admin	10661010000	0.00	0.00	0.00	0.0	293.92	0.00	(293.92)	0.0
Contingency Expense - Current	10780130000	0.00	0.00	0.00	0.0	0.00	20,000.00	20,000.00	100.0
Total Fund Raising Expenses		\$0.00	\$0.00	\$0.00	0.0 %	\$7,078.82	\$34,000.00	\$26,921.18	79.2 %
Total Expenses		\$12,440.15		\$ (12,440.15)		\$5,761,265.13	\$6,047,391.00	\$286,125.87	4.7%
Net Income (Loss)		\$67,398.48	\$0.00	\$67,398.48	0.0%	\$ (26,263.01)	\$ (20,000.00)	\$ (6,263.01)	(31.3)%

10/10/23
12:07:07 PM

Chino Valley Fire District

Balance Sheet

As of 9/30/2023

Fund: (10) General Fund

Assets

Current Assets

Cash with Yavapai County	\$175,765.84	
Taxes Receivable	166,044.25	
Total Current Assets		\$341,810.09
Total Assets		\$341,810.09

Liabilities and Net Assets

Current Liabilities

Accounts Payable	\$270.00	
Deferred Compensation (Prop Tax)	132,423.54	
Total Current Liabilities		\$132,693.54
Total Liabilities		\$132,693.54

Net Assets

Fund Balance	\$235,380.13	
Current Year Net Assets	(26,263.01)	
Total Net Assets		209,117.12
Total Liabilities and Net Assets		\$341,810.66

Chino Valley Fire District
GL Account Ledger - Detail By Period
9/1/2023 through 9/30/2023

Batch	Journal	Entry #	Date	Job	Document	Description	Debits	Credits	Balance
10.1100.0.0.000			CASH WITH YAVAPAI COUNTY						\$108,367.36
2334	GJ	144240	09/30/23		Cash With Yav Cty	Fire Authority Funding	-	12,440.15	95,927.21
2335	GJ	144241	09/30/23		Cash With Yav Cty	GF Tax & Interest Revenue - Sept 2023	79,838.63	-	175,765.84
						CASH WITH YAVAPAI COUNTY TOTALS:	\$79,838.63	\$12,440.15	\$175,765.84
						TOTAL OF LEDGER:	\$79,838.63	\$12,440.15	\$175,765.84

Chino Valley Fire District
GL Trial Balance Worksheet
For The Period of 9/1/2023 through 9/30/2023

Account	Description	Balances				Adjustments
		Beginning	Debits	Credits	Ending	
10.1100.0.0.000	Cash with Yavapai County	\$108,367.36	\$79,838.63	\$12,440.15	\$175,765.84	
	TOTALS:	\$108,367.36	\$79,838.63	\$12,440.15	\$175,765.84	

* Inactive accounts are marked and appear in grey.

CHINO VALLEY FIRE DISTRICT GENERAL FUND
JOURNAL ENTRY LOG FY 23-24

DATE	DESCRIPTION	AMOUNT	BATCH NO.	
9/30/2023	Fire Authority Funding	\$ 12,440.15	2334	
9/30/2023	Tax and Interest Revenue - September, 2023	\$ 79,838.63	2335	
Total Monthly:		\$ 92,278.78		Reviewed

CHINO VALLEY FIRE DISTRICT
BOND DEBT SERVICE ACCOUNT BANK RECONCILIATION SEPTEMBER, 2023

Reconciliation:

Beginning Balance (CVFD):	\$	57,745.56
Tax Revenue:	\$	5,991.55
Interest Revenue:	\$	172.78
Fire District Deposits:	\$	-
Principal/Interest Payments:	\$	-
Interest Paid on Tax Roll Corrections:	\$	-
Ending Balance:	\$	63,909.89

Difference Between Balances: \$ -

Bank Statement Balance:

Balance Per Bank:	\$	63,909.89
Outstanding Checks:	\$	-
Outstanding Deposits:	\$	-

Ending Balance: \$ 63,909.89

Deposits Per Bank Statement:

Fire District Deposits:	\$	-
Real Estate Taxes:	\$	5,499.59
Personal Property Taxes:	\$	491.96
Interest Revenue:	\$	172.78
Other:	\$	-
Ending Balance:	\$	6,164.33

Reconciliation Approved By:

Scott Freitag

Digitally signed by Scott Freitag
Date: 2023.10.16 19:55:06
-07'00'

Scott Freitag, Fire Chief

Reconciliation Reviewed By:

Cody Rose

Digitally signed by Cody Rose
Date: 2023.10.16 17:39:35
-07'00'

Cody Rose, Assistant Chief of Planning and Logistics

Reconciliation Prepared By:

Karen Mauldin

Digitally signed by Karen Mauldin
Date: 2023.10.11 10:16:26 -07'00'

Karen Mauldin, Finance Manager

CHINO VALLEY FIRE DISTRICT
BOND DEBT FUND - SEPTEMBER, 2023

Real Estate Taxes:	\$	5,499.59
UPP Taxes:	\$	491.96
Interest Received:	\$	172.78
Other:	\$	-
<hr/>		
TOTAL:	\$	6,164.33
<hr/>		



Yavapai County Treasurer

Monthly Statement

Date Range: 9/1/2023 to 9/30/2023

Chino Valley Fire Dist BDS
Fund: 6065640700



Yavapai County Treasurer

Monthly Statement

Date Range: 9/1/2023 to 9/30/2023

Account	Period	YTD		
6065640700	Chino Valley Fire Dist BDS			
Begin Balance:	57,745.56	53,186.62		
Income:	6,164.33 ✓	10,732.96		
LOC Advance:	.00	.00		
Expense:	.00	(9.69)	LOC:	.00
LOC Payments:	.00	.00	Warrants Outstanding:	.00
Cash Balance:	63,909.89	63,909.89	End:	63,909.89

Monthly Statement Summary

Source Code	Description		MTDAmount	YTDAmount
6065640700	Chino Valley Fire Dist BDS	Beginning Balance:	57,745.56	53,186.62
11100.2022	2022 Real Estate Taxes		549.41	2,512.21
11100.2023	2023 Real Estate Taxes		4,950.18	4,950.18
12100.2007	2007 Personal Property Taxes		.00	7.13
12100.2009	2009 Personal Property Taxes		.00	9.62
12100.2010	2010 Personal Property Taxes		.00	7.92
12100.2011	2011 Personal Property Taxes		.00	10.48
12100.2012	2012 Personal Property Taxes		.00	12.38
12100.2013	2013 Personal Property Taxes		.00	13.34
12100.2014	2014 Personal Property Taxes		6.99	20.40
12100.2015	2015 Personal Property Taxes		5.68	18.52
12100.2016	2016 Personal Property Taxes		.00	11.75
12100.2017	2017 Personal Property Taxes		.00	12.14
12100.2018	2018 Personal Property Taxes		.00	9.33
12100.2019	2019 Personal Property Taxes		.00	8.69
12100.2020	2020 Personal Property Taxes		26.40	141.97
12100.2021	2021 Personal Property Taxes		241.60	457.91
12100.2022	2022 Personal Property Taxes		21.65	477.27
12100.2023	2023 Personal Property Taxes		189.64	189.64
38109.0	Interest on Investments St Treas		94.55	930.48
38113.0	Interest on Investments-Wells Fargo		78.23	931.60
90002.0	Interest Pd on Tax Roll Corrections		.00	(9.69)
		Ending Balance:	63,909.89	63,909.89

Monthly Statement Detail

Date	Notes	Doc #	Amount	C/D
6065640700 Chino Valley Fire Dist BDS			Beginning Balance: 57,745.56	
11100.2022 2022 Real Estate Taxes			Source Code Total: 549.41	
09/01	Tax Distribution	0	59.77	C
09/01	Tax Distribution	0	.89	C
09/05	Tax Distribution	0	15.69	C



Yavapai County Treasurer

Monthly Statement

Date Range: 9/1/2023 to 9/30/2023

09/05	Tax Distribution	0	3.43	C
09/07	Tax Distribution	0	2.47	C
09/11	Tax Distribution	0	24.56	C
09/11	Tax Distribution	0	7.89	C
09/12	Tax Distribution	0	2.70	C
09/14	Tax Distribution	0	.09	C
09/14	Tax Distribution	0	36.67	C
09/15	Tax Distribution	0	13.65	C
09/15	Tax Distribution	0	13.27	C
09/18	Tax Distribution	0	60.42	C
09/18	Tax Distribution	0	2.96	C
09/20	Tax Distribution	0	153.43	C
09/22	Tax Distribution	0	1.66	C
09/25	Tax Distribution	0	17.62	C
09/26	Tax Distribution	0	22.80	C
09/27	Tax Distribution	0	9.68	C
09/27	Tax Distribution	0	93.16	C
09/27	Tax Distribution	0	.15	C
09/28	Tax Distribution	0	1.18	C
09/29	Tax Distribution	0	5.09	C
09/29	Tax Distribution	0	.18	C
11100.2023 2023 Real Estate Taxes			Source Code Total: 4,950.18	
09/13	Tax Distribution	0	27.98	C
09/14	Tax Distribution	0	6.68	C
09/15	Tax Distribution	0	294.36	C
09/18	Tax Distribution	0	229.58	C
09/18	Tax Distribution	0	8.93	C
09/18	Tax Distribution	0	59.40	C
09/18	Tax Distribution	0	52.32	C
09/19	Tax Distribution	0	26.66	C
09/19	Tax Distribution	0	127.86	C
09/19	Tax Distribution	0	22.24	C
09/19	Tax Distribution	0	16.40	C
09/20	Tax Distribution	0	1,219.85	C
09/20	Tax Distribution	0	30.80	C
09/20	Tax Distribution	0	111.91	C
09/20	Tax Distribution	0	104.40	C
09/21	Tax Distribution	0	111.60	C
09/21	Tax Distribution	0	122.44	C
09/21	Tax Distribution	0	145.58	C
09/21	Tax Distribution	0	22.89	C
09/22	Tax Distribution	0	81.14	C
09/22	Tax Distribution	0	57.36	C



Yavapai County Treasurer

Monthly Statement

Date Range: 9/1/2023 to 9/30/2023

09/22	Tax Distribution	0	25.83	C
09/22	Tax Distribution	0	25.17	C
09/22	Tax Distribution	0	44.02	C
09/25	Tax Distribution	0	12.07	C
09/25	Tax Distribution	0	271.98	C
09/25	Tax Distribution	0	73.14	C
09/25	Tax Distribution	0	14.07	C
09/26	Tax Distribution	0	63.68	C
09/26	Tax Distribution	0	177.44	C
09/26	Tax Distribution	0	23.64	C
09/26	Tax Distribution	0	332.12	C
09/27	Tax Distribution	0	53.10	C
09/27	Tax Distribution	0	62.92	C
09/27	Tax Distribution	0	4.30	C
09/28	Tax Distribution	0	300.78	C
09/28	Tax Distribution	0	318.92	C
09/28	Tax Distribution	0	34.40	C
09/28	Tax Distribution	0	128.45	C
09/29	Tax Distribution	0	18.23	C
09/29	Tax Distribution	0	18.87	C
09/29	Tax Distribution	0	6.16	C
09/29	Tax Distribution	0	60.51	C
12100.2014 2014 Personal Property Taxes			Source Code Total: 6.99	
09/05	Tax Distribution	0	6.99	C
12100.2015 2015 Personal Property Taxes			Source Code Total: 5.68	
09/05	Tax Distribution	0	5.68	C
12100.2020 2020 Personal Property Taxes			Source Code Total: 26.40	
09/08	Tax Distribution	0	26.40	C
12100.2021 2021 Personal Property Taxes			Source Code Total: 241.60	
09/01	Tax Distribution	0	225.96	C
09/05	Tax Distribution	0	15.64	C
12100.2022 2022 Personal Property Taxes			Source Code Total: 21.65	
09/01	Tax Distribution	0	.40	C
09/14	Tax Distribution	0	.43	C
09/18	Tax Distribution	0	2.40	C
09/22	Tax Distribution	0	7.68	C
09/29	Tax Distribution	0	10.74	C
12100.2023 2023 Personal Property Taxes			Source Code Total: 189.64	
09/14	Tax Distribution	0	.41	C
09/15	Tax Distribution	0	51.42	C
09/18	Tax Distribution	0	2.25	C
09/19	Tax Distribution	0	6.59	C
09/22	Tax Distribution	0	31.53	C



Yavapai County Treasurer

Monthly Statement

Date Range: 9/1/2023 to 9/30/2023

09/25	Tax Distribution	0	3.05	C
09/25	Tax Distribution	0	10.34	C
09/26	Tax Distribution	0	43.83	C
09/28	Tax Distribution	0	1.16	C
09/29	Tax Distribution	0	26.89	C
09/29	Tax Distribution	0	12.17	C
38109.0 Interest on Investments St Treas			Source Code Total: 94.55	
09/26	Investment Interest	0	94.55	C
38113.0 Interest on Investments-Wells Fargo			Source Code Total: 78.23	
09/26	Investment Interest	0	78.23	C
6065640700 Chino Valley Fire Dist BDS			Ending Balance: 63,909.89	

Chino Valley Fire District
Bank Reconciliation Summary
For the Bank Statement ending: 9/30/2023

BANK CONTROL ID: BDS - YAVAPAI COUNTY TREASURER		DESC: BOND DEBT SERVICE	ACCOUNT NO: 6-65640-7000
Beginning Balance:	09/01/23		\$57,745.56
Deposits and Credits:			\$6,164.33
Checks and Charges:			\$0.00
Adjustments:			\$0.00
Ending Balance Per Reconciliation:			\$63,909.89
Ending Balance Per Bank Statement:	09/30/23		\$63,909.89
* Outstanding Deposits and Credits:	09/30/23		\$0.00
* Outstanding Checks and Charges:	09/30/23		\$0.00
Ending Book Balance:			\$63,909.89

* Outstanding amounts are all outstanding credits and charges dated prior or equal to the Reconciliation date.

Chino Valley Fire District
BR Checks and Charges Cleared
For the Bank Statement ending:

Date	Document	Description	Module	Company	Amount
------	----------	-------------	--------	---------	--------

TOTAL CHECKS AND CHARGES CLEARED:

Chino Valley Fire District
BR Checks and Charges Outstanding
For the Bank Statement ending:

Date	Document	Description	Module	Company	Amount
------	----------	-------------	--------	---------	--------

TOTAL CHECKS AND CHARGES OUTSTANDING:

Chino Valley Fire District
BR Deposits and Credits Cleared
For the Bank Statement ending: 9/30/23

BDS		Yavapai County Treasurer		Bond Debt Service		6-65640-7000	
Date	Document	Description	Module	Company	Amount		
09/30/23	Cash With Yav Cty	BDS Tax & Interest Revenue - S	GL	CHINOV	\$6,164.33		
TOTAL DEPOSITS AND CREDITS CLEARED:						\$6,164.33	

Chino Valley Fire District
BR Deposits and Credits Outstanding
For the Bank Statement ending:

Date	Document	Description	Module	Company	Amount
------	----------	-------------	--------	---------	--------

TOTAL DEPOSITS AND CREDITS OUTSTANDING:

Chino Valley Fire District
Bank Reconciliation Register

Document Number	Date	BR Status	Void?	Description	Date Cleared	Amount
MODULE: JOURNAL ENTRIES FROM GENERAL LEDGER						
BANK CONTROL ID: BDS - YAVAPAI COUNTY TREASURER						
Cash With Yav Cty	09/30/23	Marked	No	BDS Tax & Interest Revenue - S	10/11/23	\$6,164.33
SUB TOTAL FOR BANK:						\$6,164.33
TOTAL FOR MODULE:						\$6,164.33

Chino Valley Fire District
BR Adjustments Report
For the Bank Statement ending:

Date	Document	Description	GL Account	Offset Amt	Adj. Amt
------	----------	-------------	------------	------------	----------

DOCUMENT:

ADJUSTMENT DOCUMENT " TOTAL:

TOTAL FOR ALL ADJUSTMENTS:

Chino Valley Fire District
Income Statement
(Original Budget to Actual Comparison)
For the period of 9/1/2023 Through 9/30/2023

Fund: (40) Bond Service Fund

	Account	Current Period			%	Actual	Year To Date Budget	Variance	%
		Actual	Budget	Variance					
Revenues									
Real Estate Tax	40420000002	\$5,499.59	\$0.00	\$5,499.59	0.0%	\$440,007.82	\$0.00	\$440,007.82	0.0%
Personal Tax Revenue	40420500000	491.96	0.00	491.96	0.0	11,869.58	0.00	11,869.58	0.0
Net Revenues		\$5,991.55	\$0.00	\$5,991.55	0.0 %	\$451,877.40	\$0.00	\$451,877.40	0.0 %
Income (Loss) from Operations		\$5,991.55	\$0.00	\$5,991.55	0.0%	\$451,877.40	\$0.00	\$451,877.40	0.0%
Other Income (Expense)									
Bond Debt Service Interest Revenue	40430000000	\$172.78	\$0.00	\$172.78	0.0%	\$8,296.03	\$0.00	\$8,296.03	0.0%
Bond Debt Service Principle Payment	40600000000	0.00	0.00	0.00	0.0	(360,000.00)	0.00	(360,000.00)	0.0
Bond Debt Service Interest Expense	40610000000	0.00	0.00	0.00	0.0	(84,163.59)	0.00	(84,163.59)	0.0
Total Other Income (Expense)		\$172.78	\$0.00	\$172.78	0.0 %	\$(435,867.56)	\$0.00	\$(435,867.56)	0.0 %
Net Income (Loss)		\$6,164.33	\$0.00	\$6,164.33	0.0%	\$16,009.84	\$0.00	\$16,009.84	0.0%

10/11/23
10:07:25 AM

Chino Valley Fire District

Balance Sheet

As of 9/30/2023

Fund: (40) Bond Service Fund

Account: (1105) Not Defined

Assets		
<u>Current Assets</u>		
Bond Debt Service	\$63,909.89	
Total Current Assets		\$63,909.89
Total Assets		\$63,909.89
Total Liabilities and Net Assets		\$0.00

Chino Valley Fire District
GL Account Ledger - Detail By Period
9/1/2023 through 9/30/2023

Batch	Journal	Entry #	Date	Job	Document	Description	Debits	Credits	Balance
40.1105.0.0.000						BOND DEBT SERVICE			\$57,745.56
2336	GJ	144246	09/30/23		Cash With Yav Cty	BDS Tax & Interest Revenue - Sep 2023	6,164.33	-	63,909.89
						BOND DEBT SERVICE TOTALS:	\$6,164.33	\$0.00	\$63,909.89
						TOTAL OF LEDGER:	\$6,164.33	\$0.00	\$63,909.89

Chino Valley Fire District
GL Trial Balance Worksheet
For The Period of 9/1/2023 through 9/30/2023

Account	Description	Balances				Adjustments
		Beginning	Debits	Credits	Ending	
40.1105.0.0.000	Bond Debt Service	\$57,745.56	\$6,164.33	\$0.00	\$63,909.89	
	TOTALS:	\$57,745.56	\$6,164.33	\$0.00	\$63,909.89	

* Inactive accounts are marked and appear in grey.

CHINO VALLEY FIRE DISTRICT
BOND DEBT SERVICE JOURNAL ENTRY LOG FY 23-24

DATE		DESCRIPTION	AMOUNT	BATCH NO.
9/30/2023		Tax and Interest Revenue - September, 2023	\$6,164.33	2336
Monthly Total:			\$6,164.33	

Reviewed

CHINO VALLEY FIRE DISTRICT
GENERAL FUND BANK RECONCILIATION OCTOBER, 2023

Reconciliation:	
Beginning Balance:	\$ 175,765.84
Tax Revenue:	\$ 2,584,040.15
Interest Revenue:	\$ 485.93
Fire District Deposits:	\$ -
Checks From Accounts Payable:	\$ -
Transfer Out - Fire Authority:	\$ (79,838.63)
Other: Tax Roll Corrections	\$ -
Ending Balance:	\$ 2,680,453.29

Difference Between Balances: \$ -

Bank Statement Balance:	
Balance Per Bank:	\$ 2,680,453.29
Outstanding Checks:	\$ -
Outstanding Deposits:	\$ -
Ending Balance:	\$ 2,680,453.29

G/L Ending Balance: \$ 2,680,453.29

\$ 2,680,453.29

Deposits Per Bank Statement:	
Real Estate Taxes:	\$ 2,371,140.53
Personal Property Taxes:	\$ 51,239.59
Fire District Assistance Tax:	\$ 161,660.03
Fire District Deposit:	\$ -
Interest Revenue:	\$ 485.93
ADOT & Fish and Game In Lieu:	\$ -
Other:	\$ -
Other:	\$ -
Ending Balance:	\$ 2,584,526.08

Bank Reconciliation Register:	
Checks From Accounts Payable:	\$ -
Other: GL JE Fire Authority Funding	\$ 79,838.63
Other: Tax Roll Corrections	\$ -
Total Checks:	\$ 79,838.63
Other: GL JE Tax & Interest Revenue	\$ 2,584,526.08
Other:	\$ -
Ending Balance:	\$ 2,584,526.08

Reconciliation Approved By:

Scott Freitag
Digitally signed by Scott Freitag
Date: 2023.11.20 10:09:30 -07'00'
Scott Freitag, Fire Chief

Reconciliation Reviewed By:

Cody Rose
Digitally signed by Cody Rose
Date: 2023.11.20 06:34:11 -07'00'
Cody Rose, Assistant Chief of Planning and Logistics

Reconciliation Prepared By:

Karen Mauldin
Digitally signed by Karen Mauldin
Date: 2023.11.15 15:34:23 -07'00'
Karen Mauldin, Finance Manager

CHINO VALLEY FIRE DISTRICT GENERAL FUND

Tax Collection Data

Total Levy Month	FY 17-18 \$3,707,996 Collected	FY 18-19 \$3,926,501 Collected	FY 19-20 \$4,190,442 Collected	FY 20-21 \$4,497,237 Collected	FY 21-22 \$4,833,636 Collected	FY 22-23 \$5,218,024 Collected	FY 23-24 \$5,625,391 Collected
July	\$24,936	\$21,890	\$14,597	\$42,316	\$26,983	\$29,396	\$22,269
%	0.672%	0.557%	0.348%	0.941%	0.558%	0.563%	0.396%
% To Date	0.6725%	0.5575%	0.3483%	0.9409%	0.5582%	0.5633%	0.3959%
August	\$10,622	\$12,226	\$10,746	\$15,526	\$11,257	\$10,089	\$11,352
%	0.286%	0.311%	0.256%	0.345%	0.233%	0.193%	0.202%
% To Date	0.9590%	0.8688%	0.6048%	1.2862%	0.7911%	0.7567%	0.5977%
September	\$178,141	\$25,209	\$30,894	\$8,143	\$54,439	\$64,614	\$74,887
%	4.804%	0.642%	0.737%	0.181%	1.126%	1.238%	1.331%
% To Date	5.7632%	1.5109%	1.3420%	1.4673%	1.9174%	1.9950%	1.9289%
October	\$1,503,325	\$1,610,381	\$1,807,742	\$1,780,309	\$1,962,817	\$2,100,367	\$2,422,380
%	40.543%	41.013%	43.140%	39.587%	40.607%	40.252%	43.062%
% To Date	46.3060%	42.5240%	44.4817%	41.0540%	42.5249%	42.2471%	44.9904%
November	\$290,266	\$498,787	\$373,908	\$508,805	\$535,270	\$613,469	\$0
%	7.828%	12.703%	8.923%	11.314%	11.074%	11.757%	0.000%
% To Date	54.1341%	55.2271%	53.4046%	52.3677%	53.5987%	54.0038%	44.9904%
December	\$223,661	\$236,727	\$286,760	\$399,155	\$365,096	\$368,596	\$0
%	6.0319%	6.0289%	6.8432%	8.8756%	7.5532%	7.0639%	0.0000%
% To Date	60.1659%	61.2560%	60.2478%	61.2433%	61.1520%	61.0677%	44.9904%
January	\$153,278	\$117,994	\$115,429	\$118,322	\$183,242	\$167,132	\$0
%	4.1337%	3.0051%	2.7546%	2.6310%	3.7910%	3.2030%	0.0000%
% To Date	64.2997%	64.2611%	63.0023%	63.8742%	64.9429%	64.2707%	44.9904%
February	\$95,262	\$54,476	\$104,991	\$88,422	\$74,113	\$82,746	\$0
%	2.5691%	1.3874%	2.5055%	1.9661%	1.5333%	1.5858%	0.0000%
% To Date	66.8688%	65.6485%	65.5078%	65.8404%	66.4762%	65.8565%	44.9904%
March	\$127,298	\$138,910	\$142,182	\$143,500	\$112,700	\$150,474	\$0
%	3.4331%	3.5377%	3.3930%	3.1908%	2.3316%	2.8837%	0.0000%
% To Date	70.3018%	69.1863%	68.9008%	69.0312%	68.8078%	68.7402%	44.9904%
April	\$794,289	\$955,634	\$983,917	\$1,082,230	\$1,188,626	\$1,315,211	\$0
%	21.4210%	24.3380%	23.4800%	24.0643%	24.5907%	25.2051%	0.0000%
% To Date	91.7228%	93.5243%	92.3809%	93.0956%	93.3985%	93.9454%	44.9904%
May	\$238,700	\$189,925	\$206,496	\$202,990	\$226,873	\$242,625	\$0
%	6.4374%	4.8370%	4.9278%	4.5137%	4.6936%	4.6497%	0.0000%
% To Date	98.1602%	98.3613%	97.3086%	97.6092%	98.0921%	98.5951%	44.9904%
June	\$80,520	\$84,895	\$49,679	\$87,815	\$85,664	\$63,240	\$0
%	2.1715%	2.1621%	1.1855%	1.9527%	1.7723%	1.2120%	0.0000%
% To Date	100.3318%	100.5234%	98.4942%	99.5619%	99.8644%	99.8071%	44.9904%
TOTALS	\$3,720,297	\$3,947,053	\$4,127,341	\$4,477,533	\$4,827,080	\$5,207,958	\$2,530,888
Delinquency	-0.3318%	-0.5234%	1.5058%	0.4381%	0.1356%	0.1929%	55.0096%

CHINO VALLEY FIRE DISTRICT GENERAL FUND

FDAT Collection Data

Total Levy Month	FY 17-18 \$333,290 Collected	FY 18-19 \$333,290 Collected	FY 19-20 \$366,547 Collected	FY 20-21 \$400,000 Collected	FY 21-22 \$400,000 Collected	FY 22-23 \$400,000 Collected	FY 23-24 \$400,000 Collected
July	\$1,630	\$1,238	\$1,475	\$2,769	\$1,871	\$2,011	\$1,145
%	0.489%	0.371%	0.403%	0.692%	0.468%	0.503%	0.286%
% To Date	0.4891%	0.3715%	0.4025%	0.6923%	0.4677%	0.5026%	0.2863%
August	\$554	\$707	\$653	\$662	\$1,498	\$575	\$540
%	0.166%	0.212%	0.178%	0.166%	0.375%	0.144%	0.135%
% To Date	0.6553%	0.5835%	0.5806%	0.8579%	0.8422%	0.6465%	0.4213%
September	\$12,654	\$3,182	\$1,853	\$879	\$4,669	\$4,994	\$4,589
%	3.797%	0.955%	0.505%	0.220%	1.167%	1.249%	1.147%
% To Date	4.4520%	1.5382%	1.0861%	1.0777%	2.0095%	1.8950%	1.5686%
October	\$93,081	\$139,813	\$107,270	\$160,480	\$159,909	\$157,752	\$161,660
%	27.928%	41.949%	29.265%	40.120%	39.977%	39.438%	40.415%
% To Date	32.3799%	43.4877%	30.3510%	41.1979%	41.9866%	41.3329%	41.9837%
November	\$74,651	\$59,861	\$30,666	\$48,339	\$52,249	\$55,107	\$0
%	22.3983%	17.9606%	8.3663%	12.0848%	13.0622%	13.7768%	0.0000%
% To Date	54.7782%	61.4483%	38.7172%	53.2826%	55.0488%	55.1097%	41.9837%
December	\$21,663	\$25,413	\$112,035	\$39,219	\$35,029	\$35,365	\$0
%	6.4997%	7.6250%	30.5650%	9.8048%	8.7572%	8.8413%	0.0000%
% To Date	61.2779%	69.0733%	69.2822%	63.0874%	63.8060%	63.9510%	41.9837%
January	\$16,138	\$11,149	\$11,446	\$12,625	\$15,294	\$14,833	\$0
%	4.8420%	3.3450%	3.1227%	3.1562%	3.8235%	3.7081%	0.0000%
% To Date	66.1199%	72.4183%	72.4049%	66.2436%	67.6294%	67.6591%	41.9837%
February	\$8,056	\$7,409	\$10,419	\$6,657	\$5,785	\$5,943	\$0
%	2.417%	2.223%	2.842%	1.664%	1.446%	1.486%	0.000%
% To Date	68.5368%	74.6413%	75.2473%	67.9079%	69.0756%	69.1450%	41.9837%
March	\$12,174	\$13,713	\$13,361	\$10,897	\$8,259	\$8,963	\$0
%	3.6528%	4.1143%	3.6452%	2.7242%	2.0646%	2.2407%	0.0000%
% To Date	72.1897%	78.7556%	78.8925%	70.6320%	71.1403%	71.3856%	41.9837%
April	\$63,209	\$79,859	\$85,315	\$88,842	\$89,498	\$93,760	\$0
%	18.9651%	23.9607%	23.2754%	22.2104%	22.3745%	23.4400%	0.0000%
% To Date	91.1548%	102.7164%	102.1679%	92.8424%	93.5148%	94.8256%	41.9837%
May	\$23,731	\$18,881	\$21,832	\$19,620	\$19,623	\$17,519	\$0
%	7.1201%	5.6650%	5.9561%	4.9050%	4.9058%	4.3797%	0.0000%
% To Date	98.2749%	108.3813%	108.1240%	97.7475%	98.4206%	99.2052%	41.9837%
June	\$5,094	\$5,726	\$4,474	\$6,987	\$6,978	\$3,648	\$0
%	1.5285%	1.7181%	1.2206%	1.7468%	1.7445%	0.9121%	0.0000%
% To Date	99.8034%	110.0995%	109.3446%	99.4943%	100.1651%	100.1173%	41.9837%
TOTALS	\$332,635	\$366,951	\$400,799	\$397,977	\$400,660	\$400,469	\$167,935
Delinquency	0.1966%	-10.0995%	-9.3446%	0.5057%	-0.1651%	-0.1173%	58.0163%

100.0000% 100.0000% 100.0000% 100.0000% 100.0000% 100.0000% 100.0000%



2023 - 2024 Cash Flow by Month : OCTOBER

Actual														Projected					
July	Aug.	Sept.	Oct.	Nov.	Dec.	Jan.	Feb.	March	April	May	June								
Revenues:																			
Taxes (Real Estate/UPP)	22,269	11,352	74,887	2,422,380	468,783	468,783	468,783	468,783	468,783	468,783	468,783	468,783	468,783						
FDAT	1,145	540	4,589	161,660	33,333	33,333	33,333	33,333	33,333	33,333	33,333	33,333	33,333						
Interest Income	1,179	548	362	486	-	-	-	-	-	-	-	-	-						
Other Income	-	-	-	-	167	167	167	167	167	167	167	167	167						
RevenueTotals:	24,593	12,440	79,839	2,584,526	502,283	502,283	502,283	502,283	502,283	502,283	502,283	502,283	502,283						

Expenditures:																	
Fire Authority Funding	71,571	24,593	12,440	79,839	501,116	501,116	501,116	501,116	501,116	501,116	501,116	501,116	501,116	501,116	501,116	501,116	501,116
Professional Services/ Fire Board	450	225	-	-	1,167	1,167	1,167	1,167	1,167	1,167	1,167	1,167	1,167	1,167	1,167	1,167	1,167
Miscellaneous	-	114	-	-	-	-	-	-	-	-	-	-	-	-	-	-	-
Contingency	-	-	-	-	1,667	1,667	1,667	1,667	1,667	1,667	1,667	1,667	1,667	1,667	1,667	1,667	1,667
ExpenditureTotals:	72,021	24,932	12,440	79,839	503,949	503,949	503,949	503,949	503,949	503,949	503,949	503,949	503,949	503,949	503,949	503,949	503,949

Monthly Net Cash (47,428) (12,492) 67,399 2,504,687

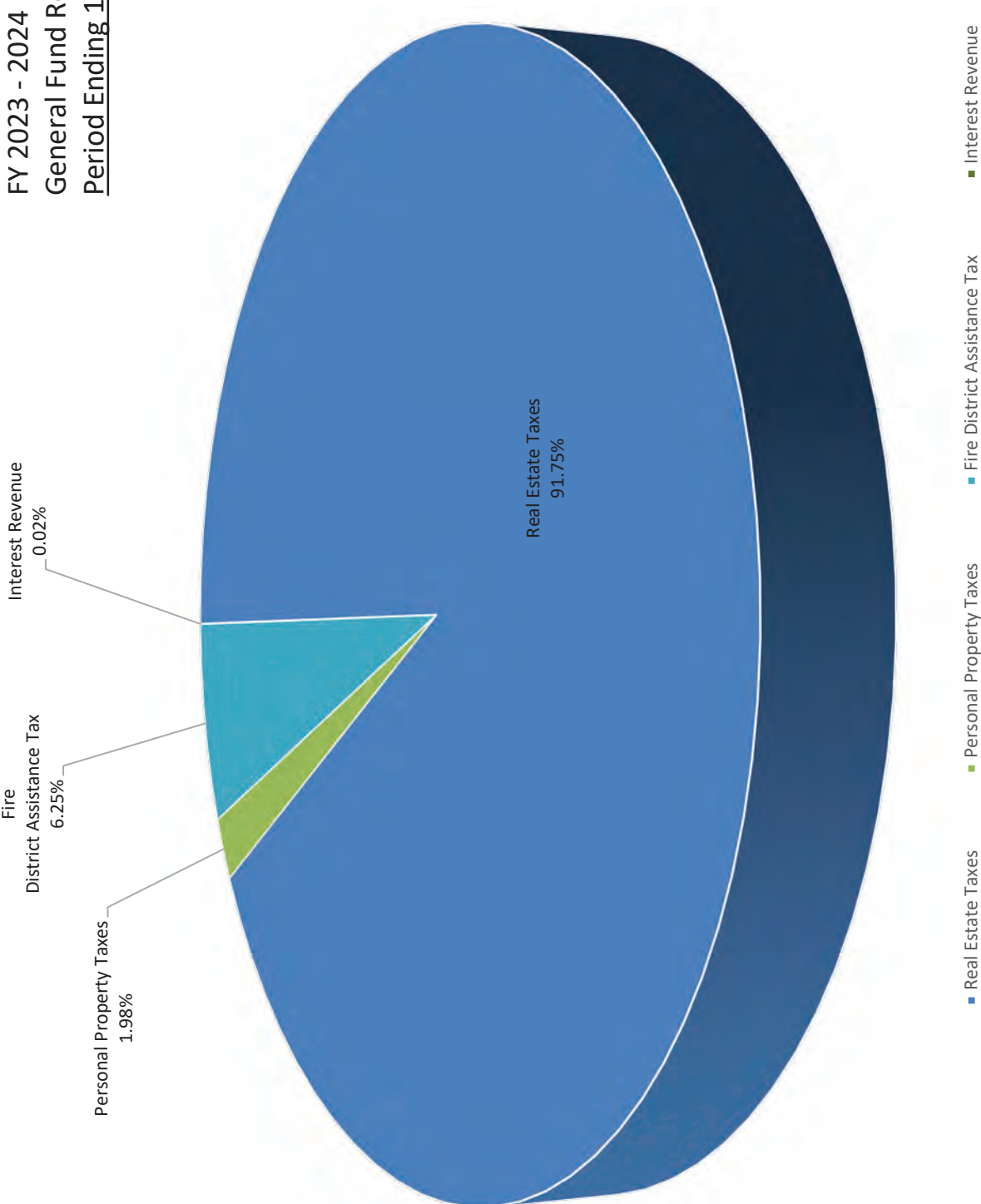
Cumulative Net Cash (27,428) (39,920) 27,479 2,532,166

Cash Balance 20,000 7,508 74,907 2,579,594
(Carryover)

**CHINO VALLEY FIRE DISTRICT GENERAL FUND
REVENUE GRAPH DATA**

		YTD	
	Revenue	Budget	%
Real Estate Taxes	\$ 2,371,141	\$ 5,625,391	91.75
Personal Property Taxes	\$ 51,240	\$ -	1.98
Fire District Assistance Tax	\$ 161,660	\$ 400,000	6.25
Rebates/Refunds	\$ -	\$ 2,000	0.00
Interest Revenue	\$ 486	\$ -	0.02
Other Revenue	\$ -	\$ -	0.00
TOTALS:	\$ 2,584,526	\$ 6,027,391	100.00

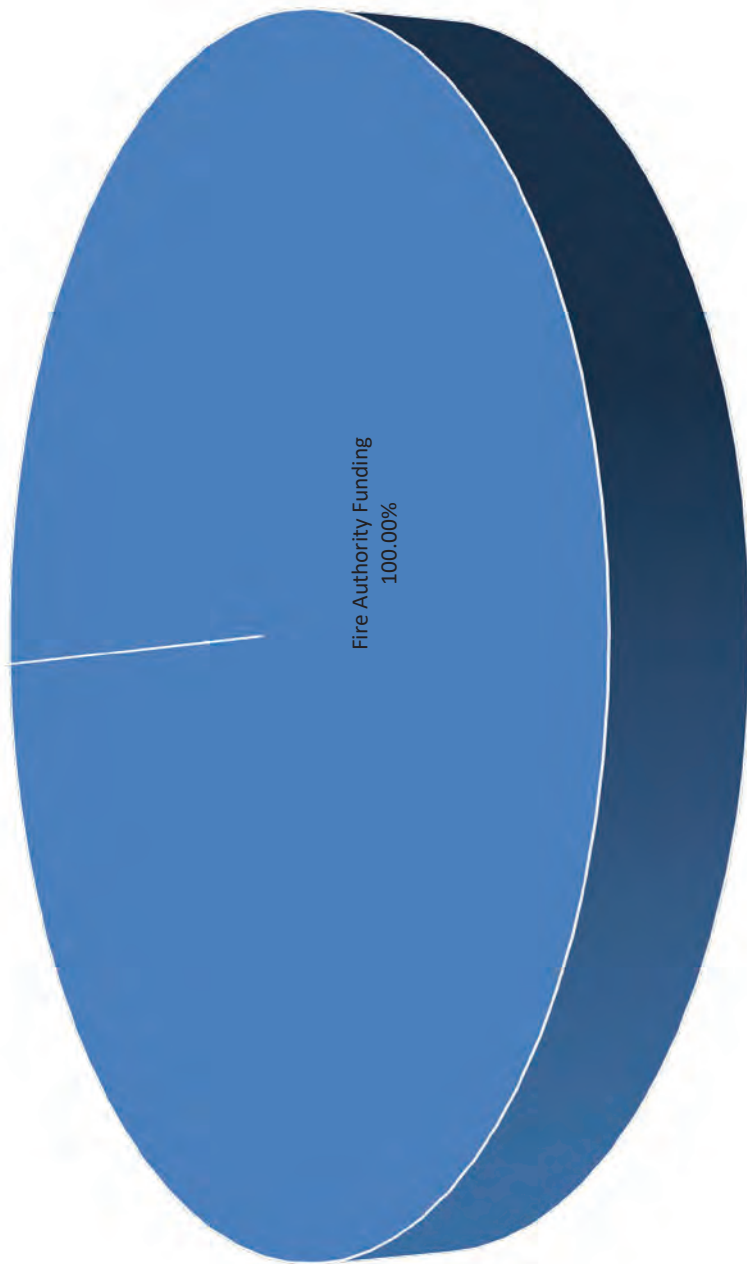
Chino Valley Fire District
FY 2023 - 2024
General Fund Revenue
Period Ending 10/31/2023



**CHINO VALLEY FIRE DISTRICT GENERAL FUND
EXPENSE GRAPH DATA**

		YTD	
Expense		Budget	%
Fire Authority Funding	\$ 79,839	\$ 6,013,391	100.00
Audit and Accounting	\$ -	\$ 8,000	0.00
Legal	\$ -	\$ 5,000	0.00
Fire Board Expenses	\$ -	\$ 1,000	0.00
Miscellaneous Expenses	\$ -	\$ -	0.00
TOTAL:	\$ 79,839	\$ 6,027,391	100.00

Chino Valley Fire District
FY 2023 - 2024
General Fund Expenditures
Period Ending 10/31/2023



■ Fire Authority Funding

CHINO VALLEY FIRE DISTRICT
GENERAL FUND - OCTOBER, 2023

Real Estate Taxes:	\$	2,371,140.53
UPP Taxes:	\$	51,239.59
FDAT:	\$	161,660.03
Interest Received:	\$	485.93
Other:	\$	-
<hr/>		
TOTAL:	\$	2,584,526.08
<hr/>		

Transferred to CAFMA:	\$	79,838.63
-----------------------	----	-----------



Yavapai County Treasurer

Monthly Statement

Date Range: 10/1/2023 to 10/31/2023

Account	Period	YTD		
6065540000	Chino Valley Fire Dist GF			
Begin Balance:	175,765.84	168,287.33		
Income:	2,584,526.08 ✓	2,701,398.30		
LOC Advance:	.00	.00		
Expense:	(79,838.63)	(189,232.34)	LOC:	.00
LOC Payments:	.00	.00	Warrants Outstanding:	.00
Cash Balance:	2,680,453.29	2,680,453.29	End:	2,680,453.29



Yavapai County Treasurer

Monthly Statement

Date Range: 10/1/2023 to 10/31/2023

Monthly Statement Summary

Source Code	Description	MTDAmount	YTDAmount
6065540000 Chino Valley Fire Dist GF		Beginning Balance:	175,765.84
			168,287.33
11100.2022	2022 Real Estate Taxes	4,475.65	33,991.57
11100.2023	2023 Real Estate Taxes	2,366,664.88	2,429,298.62
12100.2003	2003 Personal Property Taxes	.00	71.97
12100.2004	2004 Personal Property Taxes	.00	79.78
12100.2005	2005 Personal Property Taxes	.00	78.78
12100.2006	2006 Personal Property Taxes	38.39	134.00
12100.2007	2007 Personal Property Taxes	43.61	137.15
12100.2008	2008 Personal Property Taxes	42.89	42.89
12100.2009	2009 Personal Property Taxes	35.42	111.57
12100.2010	2010 Personal Property Taxes	36.42	110.34
12100.2011	2011 Personal Property Taxes	43.15	130.61
12100.2012	2012 Personal Property Taxes	49.48	179.66
12100.2013	2013 Personal Property Taxes	44.52	144.92
12100.2014	2014 Personal Property Taxes	44.53	197.25
12100.2015	2015 Personal Property Taxes	45.76	192.30
12100.2016	2016 Personal Property Taxes	45.79	145.86
12100.2017	2017 Personal Property Taxes	61.34	168.47
12100.2018	2018 Personal Property Taxes	45.79	132.81
12100.2019	2019 Personal Property Taxes	205.59	292.96
12100.2020	2020 Personal Property Taxes	945.48	2,500.79
12100.2021	2021 Personal Property Taxes	579.42	5,806.93
12100.2022	2022 Personal Property Taxes	1,028.92	6,636.46
12100.2023	2023 Personal Property Taxes	47,903.09	50,302.51
37150.0	FDAT Distributions	161,660.03	167,934.61
38109.0	Interest on Investments St Treas	190.16	1,235.66
38111.0	Interest on Investments	9.09	9.09
38113.0	Interest on Investments-Wells Fargo	286.68	1,330.74
90002.0	Interest Pd on Tax Roll Corrections	.00	(113.83)
91032.0	Warrants Redeemed	.00	(675.00)
91702.0	Transfer out	(79,838.63) ✓	(188,443.51)
Ending Balance:		2,680,453.29	2,680,453.29

Monthly Statement Detail

Date	Notes	Doc #	Amount	C/D
6065540000 Chino Valley Fire Dist GF			Beginning Balance: 175,765.84	
11100.2022 2022 Real Estate Taxes			Source Code Total: 4,475.65	
10/02	Tax Distribution	0	213.75	C
10/02	Tax Distribution	0	1.62	C



Yavapai County Treasurer

Monthly Statement

Date Range: 10/1/2023 to 10/31/2023

10/03	Tax Distribution	0	112.78	C
10/04	Tax Distribution	0	240.45	C
10/04	Tax Distribution	0	90.90	C
10/10	Tax Distribution	0	60.67	C
10/13	Tax Distribution	0	60.67	C
10/16	Tax Distribution	0	32.47	C
10/20	Tax Distribution	0	626.16	C
10/23	Tax Distribution	0	182.40	C
10/25	Tax Distribution	0	168.72	C
10/25	Tax Distribution	0	328.90	C
10/26	Tax Distribution	0	151.67	C
10/27	Tax Distribution	0	1,817.71	C
10/30	Tax Distribution	0	191.19	C
10/31	Tax Distribution	0	195.59	C
11100.2023 2023 Real Estate Taxes			Source Code Total: 2,366,664.88	
10/02	Tax Distribution	0	1,463.37	C
10/02	Tax Distribution	0	10,061.24	C
10/02	Tax Distribution	0	2,017.03	C
10/02	Tax Distribution	0	86.17	C
10/03	Tax Distribution	0	2,022.85	C
10/03	Tax Distribution	0	4,699.42	C
10/03	Tax Distribution	0	581.67	C
10/03	Tax Distribution	0	1,578.22	C
10/03	Tax Distribution	0	1,421.77	C
10/03	Tax Distribution	0	609.92	C
10/04	Tax Distribution	0	5,850.37	C
10/04	Tax Distribution	0	10,885.42	C
10/04	Tax Distribution	0	1,414.99	C
10/04	Tax Distribution	0	2,837.78	C
10/05	Tax Distribution	0	6,423.48	C
10/05	Tax Distribution	0	15,514.36	C
10/05	Tax Distribution	0	2,588.92	C
10/05	Tax Distribution	0	9,621.70	C
10/05	Tax Distribution	0	9,681.61	C
10/05	Tax Distribution	0	902.57	C
10/06	Tax Distribution	0	8,635.48	C
10/06	Tax Distribution	0	21,950.78	C
10/06	Tax Distribution	0	9,993.77	C
10/06	Tax Distribution	0	16,939.98	C
10/06	Tax Distribution	0	3,082.21	C
10/06	Tax Distribution	0	450.24	C
10/09	Tax Distribution	0	2,703.39	C
10/09	Tax Distribution	0	41,820.63	C



Yavapai County Treasurer

Monthly Statement

Date Range: 10/1/2023 to 10/31/2023

10/09	Tax Distribution	0	18,336.22	C
10/09	Tax Distribution	0	5,012.79	C
10/09	Tax Distribution	0	8,329.07	C
10/10	Tax Distribution	0	6,577.82	C
10/10	Tax Distribution	0	27,937.60	C
10/10	Tax Distribution	0	6,328.43	C
10/10	Tax Distribution	0	13,741.12	C
10/10	Tax Distribution	0	3,657.40	C
10/11	Tax Distribution	0	4,141.63	C
10/11	Tax Distribution	0	21,096.76	C
10/11	Tax Distribution	0	10,128.46	C
10/11	Tax Distribution	0	5,466.65	C
10/12	Tax Distribution	0	3,421.52	C
10/12	Tax Distribution	0	119,082.98	C
10/12	Tax Distribution	0	8,345.73	C
10/12	Tax Distribution	0	5,291.27	C
10/12	Tax Distribution	0	23,977.75	C
10/12	Tax Distribution	0	6,559.96	C
10/13	Tax Distribution	0	19,879.84	C
10/13	Tax Distribution	0	8,566.74	C
10/13	Tax Distribution	0	15,628.06	C
10/16	Tax Distribution	0	9,531.62	C
10/16	Tax Distribution	0	176.38	C
10/16	Tax Distribution	0	24,024.73	C
10/16	Tax Distribution	0	3,789.46	C
10/16	Tax Distribution	0	2,717.17	C
10/17	Tax Distribution	0	2,758.74	C
10/17	Tax Distribution	0	5,666.60	C
10/17	Tax Distribution	0	19,821.53	C
10/17	Tax Distribution	0	11,427.94	C
10/17	Tax Distribution	0	2,115.09	C
10/17	Tax Distribution	0	2,746.69	C
10/18	Tax Distribution	0	5,954.69	C
10/18	Tax Distribution	0	25,518.01	C
10/18	Tax Distribution	0	34,907.03	C
10/18	Tax Distribution	0	5,102.58	C
10/18	Tax Distribution	0	9,602.99	C
10/19	Tax Distribution	0	5,671.03	C
10/19	Tax Distribution	0	16,202.11	C
10/19	Tax Distribution	0	9,201.68	C
10/19	Tax Distribution	0	4,839.88	C
10/19	Tax Distribution	0	3,689.64	C
10/20	Tax Distribution	0	5,681.65	C



Yavapai County Treasurer

Monthly Statement

Date Range: 10/1/2023 to 10/31/2023

10/20	Tax Distribution	0	77,542.61	C
10/20	Tax Distribution	0	10,173.84	C
10/20	Tax Distribution	0	1,908.39	C
10/20	Tax Distribution	0	5,530.86	C
10/23	Tax Distribution	0	12,348.19	C
10/23	Tax Distribution	0	37,886.04	C
10/23	Tax Distribution	0	11,783.38	C
10/23	Tax Distribution	0	7,904.43	C
10/23	Tax Distribution	0	8,792.54	C
10/23	Tax Distribution	0	223.29	C
10/24	Tax Distribution	0	31,084.91	C
10/24	Tax Distribution	0	3,288.52	C
10/24	Tax Distribution	0	24,428.02	C
10/24	Tax Distribution	0	14,198.46	C
10/24	Tax Distribution	0	3,719.91	C
10/24	Tax Distribution	0	5,810.92	C
10/24	Tax Distribution	0	8,507.87	C
10/25	Tax Distribution	0	16,656.22	C
10/25	Tax Distribution	0	35,600.93	C
10/25	Tax Distribution	0	14,721.31	C
10/25	Tax Distribution	0	493.88	C
10/25	Tax Distribution	0	10,081.64	C
10/25	Tax Distribution	0	5,241.58	C
10/26	Tax Distribution	0	10,205.09	C
10/26	Tax Distribution	0	23,832.93	C
10/26	Tax Distribution	0	1,579.51	C
10/26	Tax Distribution	0	8,012.95	C
10/26	Tax Distribution	0	2,723.18	C
10/26	Tax Distribution	0	191.43	C
10/27	Tax Distribution	0	11,888.55	C
10/27	Tax Distribution	0	938,250.10	C
10/27	Tax Distribution	0	4,989.40	C
10/27	Tax Distribution	0	1,045.23	C
10/27	Tax Distribution	0	1,133.47	C
10/27	Tax Distribution	0	2,710.16	C
10/30	Tax Distribution	0	10,635.48	C
10/30	Tax Distribution	0	53,641.20	C
10/30	Tax Distribution	0	13,114.42	C
10/30	Tax Distribution	0	15,170.77	C
10/30	Tax Distribution	0	329.51	C
10/31	Tax Distribution	0	4,994.44	C
10/31	Tax Distribution	0	141,711.72	C
10/31	Tax Distribution	0	7,349.87	C



Yavapai County Treasurer

Monthly Statement

Date Range: 10/1/2023 to 10/31/2023

10/31	Tax Distribution	0	9,536.65	C
10/31	Tax Distribution	0	3,503.13	C
10/31	Tax Distribution	0	3,693.57	C
12100.2006 2006 Personal Property Taxes			Source Code Total: 38.39	
10/02	Tax Distribution	0	38.39	C
12100.2007 2007 Personal Property Taxes			Source Code Total: 43.61	
10/02	Tax Distribution	0	43.61	C
12100.2008 2008 Personal Property Taxes			Source Code Total: 42.89	
10/02	Tax Distribution	0	35.44	C
10/12	Tax Distribution	0	7.45	C
12100.2009 2009 Personal Property Taxes			Source Code Total: 35.42	
10/02	Tax Distribution	0	35.42	C
12100.2010 2010 Personal Property Taxes			Source Code Total: 36.42	
10/02	Tax Distribution	0	36.42	C
12100.2011 2011 Personal Property Taxes			Source Code Total: 43.15	
10/02	Tax Distribution	0	43.15	C
12100.2012 2012 Personal Property Taxes			Source Code Total: 49.48	
10/02	Tax Distribution	0	44.41	C
10/03	Tax Distribution	0	5.07	C
12100.2013 2013 Personal Property Taxes			Source Code Total: 44.52	
10/02	Tax Distribution	0	44.52	C
12100.2014 2014 Personal Property Taxes			Source Code Total: 44.53	
10/02	Tax Distribution	0	44.53	C
12100.2015 2015 Personal Property Taxes			Source Code Total: 45.76	
10/02	Tax Distribution	0	45.76	C
12100.2016 2016 Personal Property Taxes			Source Code Total: 45.79	
10/02	Tax Distribution	0	45.79	C
12100.2017 2017 Personal Property Taxes			Source Code Total: 61.34	
10/02	Tax Distribution	0	45.77	C
10/27	Tax Distribution	0	15.57	C
12100.2018 2018 Personal Property Taxes			Source Code Total: 45.79	
10/02	Tax Distribution	0	45.79	C
12100.2019 2019 Personal Property Taxes			Source Code Total: 205.59	
10/02	Tax Distribution	0	19.01	C
10/02	Tax Distribution	0	45.79	C
10/19	Tax Distribution	0	121.78	C
10/30	Tax Distribution	0	19.01	C
12100.2020 2020 Personal Property Taxes			Source Code Total: 945.48	
10/02	Tax Distribution	0	45.08	C
10/03	Tax Distribution	0	85.46	C
10/09	Tax Distribution	0	36.99	C
10/12	Tax Distribution	0	256.87	C
10/24	Tax Distribution	0	363.90	C



Yavapai County Treasurer

Monthly Statement

Date Range: 10/1/2023 to 10/31/2023

10/31	Tax Distribution	0	157.18	C
12100.2021 2021 Personal Property Taxes			Source Code Total: 579.42	
10/02	Tax Distribution	0	44.35	C
10/03	Tax Distribution	0	10.54	C
10/12	Tax Distribution	0	246.82	C
10/23	Tax Distribution	0	19.14	C
10/31	Tax Distribution	0	258.57	C
12100.2022 2022 Personal Property Taxes			Source Code Total: 1,028.92	
10/02	Tax Distribution	0	44.20	C
10/03	Tax Distribution	0	10.65	C
10/10	Tax Distribution	0	330.07	C
10/12	Tax Distribution	0	238.50	C
10/13	Tax Distribution	0	40.18	C
10/19	Tax Distribution	0	72.02	C
10/23	Tax Distribution	0	28.22	C
10/27	Tax Distribution	0	9.36	C
10/27	Tax Distribution	0	5.87	C
10/31	Tax Distribution	0	249.85	C
12100.2023 2023 Personal Property Taxes			Source Code Total: 47,903.09	
10/02	Tax Distribution	0	170.10	C
10/02	Tax Distribution	0	364.60	C
10/02	Tax Distribution	0	43.87	C
10/03	Tax Distribution	0	11.68	C
10/03	Tax Distribution	0	1,240.09	C
10/03	Tax Distribution	0	30.62	C
10/04	Tax Distribution	0	22.52	C
10/04	Tax Distribution	0	144.29	C
10/04	Tax Distribution	0	30.92	C
10/04	Tax Distribution	0	104.02	C
10/05	Tax Distribution	0	69.93	C
10/05	Tax Distribution	0	469.47	C
10/05	Tax Distribution	0	19.11	C
10/05	Tax Distribution	0	65.62	C
10/05	Tax Distribution	0	97.88	C
10/06	Tax Distribution	0	92.25	C
10/06	Tax Distribution	0	926.44	C
10/06	Tax Distribution	0	740.03	C
10/06	Tax Distribution	0	369.44	C
10/06	Tax Distribution	0	58.20	C
10/09	Tax Distribution	0	142.52	C
10/09	Tax Distribution	0	3,286.39	C
10/09	Tax Distribution	0	305.71	C
10/09	Tax Distribution	0	170.13	C



Yavapai County Treasurer

Monthly Statement

Date Range: 10/1/2023 to 10/31/2023

10/10	Tax Distribution	0	147.43	C
10/10	Tax Distribution	0	1,429.97	C
10/10	Tax Distribution	0	163.25	C
10/10	Tax Distribution	0	439.74	C
10/11	Tax Distribution	0	757.28	C
10/11	Tax Distribution	0	96.33	C
10/11	Tax Distribution	0	9.95	C
10/11	Tax Distribution	0	510.36	C
10/12	Tax Distribution	0	409.35	C
10/12	Tax Distribution	0	1,479.01	C
10/12	Tax Distribution	0	42.85	C
10/12	Tax Distribution	0	150.95	C
10/12	Tax Distribution	0	882.05	C
10/13	Tax Distribution	0	299.99	C
10/13	Tax Distribution	0	1,243.64	C
10/13	Tax Distribution	0	11.47	C
10/13	Tax Distribution	0	1,972.40	C
10/16	Tax Distribution	0	551.49	C
10/16	Tax Distribution	0	630.33	C
10/16	Tax Distribution	0	113.06	C
10/17	Tax Distribution	0	170.28	C
10/17	Tax Distribution	0	554.50	C
10/17	Tax Distribution	0	1,036.29	C
10/17	Tax Distribution	0	93.10	C
10/17	Tax Distribution	0	75.29	C
10/17	Tax Distribution	0	48.30	C
10/18	Tax Distribution	0	115.66	C
10/18	Tax Distribution	0	580.14	C
10/18	Tax Distribution	0	1,333.09	C
10/18	Tax Distribution	0	96.55	C
10/18	Tax Distribution	0	87.06	C
10/19	Tax Distribution	0	185.57	C
10/19	Tax Distribution	0	351.86	C
10/19	Tax Distribution	0	136.12	C
10/19	Tax Distribution	0	32.18	C
10/19	Tax Distribution	0	523.12	C
10/20	Tax Distribution	0	813.65	C
10/20	Tax Distribution	0	1,284.14	C
10/20	Tax Distribution	0	705.48	C
10/20	Tax Distribution	0	126.23	C
10/23	Tax Distribution	0	177.28	C
10/23	Tax Distribution	0	917.54	C
10/23	Tax Distribution	0	640.40	C



Yavapai County Treasurer

Monthly Statement

Date Range: 10/1/2023 to 10/31/2023

10/23	Tax Distribution	0	707.51	C
10/23	Tax Distribution	0	46.32	C
10/24	Tax Distribution	0	1,870.39	C
10/24	Tax Distribution	0	2,859.68	C
10/24	Tax Distribution	0	2,444.65	C
10/24	Tax Distribution	0	475.10	C
10/24	Tax Distribution	0	184.48	C
10/25	Tax Distribution	0	321.91	C
10/25	Tax Distribution	0	506.27	C
10/25	Tax Distribution	0	298.42	C
10/25	Tax Distribution	0	191.30	C
10/25	Tax Distribution	0	58.42	C
10/26	Tax Distribution	0	944.76	C
10/26	Tax Distribution	0	976.45	C
10/26	Tax Distribution	0	403.08	C
10/26	Tax Distribution	0	264.89	C
10/26	Tax Distribution	0	212.41	C
10/27	Tax Distribution	0	279.94	C
10/27	Tax Distribution	0	550.18	C
10/27	Tax Distribution	0	281.59	C
10/27	Tax Distribution	0	24.87	C
10/30	Tax Distribution	0	702.56	C
10/30	Tax Distribution	0	341.07	C
10/30	Tax Distribution	0	582.76	C
10/30	Tax Distribution	0	794.20	C
10/31	Tax Distribution	0	191.93	C
10/31	Tax Distribution	0	471.78	C
10/31	Tax Distribution	0	244.00	C
10/31	Tax Distribution	0	185.20	C
10/31	Tax Distribution	0	86.41	C
37150.0 FDAT Distributions			Source Code Total: 161,660.03	
10/02	Fire Dist Assistance Tax 0.136073	0	1,072.11	C
10/03	Fire Dist Assistance Tax 0.136073	0	1,566.08	C
10/04	Fire Dist Assistance Tax 0.136073	0	2,116.06	C
10/05	Fire Dist Assistance Tax 0.136073	0	4,093.70	C
10/06	Fire Dist Assistance Tax 0.136073	0	5,415.31	C
10/09	Fire Dist Assistance Tax 0.136073	0	4,230.70	C
10/10	Fire Dist Assistance Tax 0.136073	0	4,184.43	C
10/11	Fire Dist Assistance Tax 0.136073	0	4,099.25	C
10/12	Fire Dist Assistance Tax 0.136073	0	10,838.00	C
10/13	Fire Dist Assistance Tax 0.136073	0	4,073.62	C
10/16	Fire Dist Assistance Tax 0.136073	0	4,612.90	C
10/17	Fire Dist Assistance Tax 0.136073	0	6,687.13	C



Yavapai County Treasurer

Monthly Statement

Date Range: 10/1/2023 to 10/31/2023

10/18	Fire Dist Assistance Tax 0.136073	0	5,719.18	C
10/19	Fire Dist Assistance Tax 0.136073	0	4,396.42	C
10/20	Fire Dist Assistance Tax 0.136073	0	7,058.77	C
10/23	Fire Dist Assistance Tax 0.136073	0	7,169.02	C
10/24	Fire Dist Assistance Tax 0.136073	0	6,071.90	C
10/25	Fire Dist Assistance Tax 0.136073	0	5,641.26	C
10/26	Fire Dist Assistance Tax 0.136073	0	5,356.69	C
10/27	Fire Dist Assistance Tax 0.136073	0	48,503.15	C
10/30	Fire Dist Assistance Tax 0.136073	0	5,821.87	C
10/31	Fire Dist Assistance Tax 0.136073	0	12,932.48	C
38109.0 Interest on Investments St Treas			Source Code Total: 190.16	
10/27	Investment Interest	0	190.16	C
38111.0 Interest on Investments			Source Code Total: 9.09	
10/06	Investment Interest	0	9.09	C
38113.0 Interest on Investments-Wells Fargo			Source Code Total: 286.68	
10/27	Investment Interest	0	286.68	C
91702.0 Transfer out			Source Code Total: (79,838.63)	
10/24	Transfer Request per km	0	(79,838.63)	D
6065540000 Chino Valley Fire Dist GF			Ending Balance: 2,680,453.29	

BANK CONTROL ID: GEN - GENERAL FUND		DESC: GENERAL FUND	ACCOUNT NO: 00000000000000
Beginning Balance2		P: MPM1	9P0/ \$0, / 5 D3
peso OutCand 37 reditC2			96\$. D\$ 6, 5 . 3
7 heckCand 37 hargeC2			(90) \$ 1. 5 1A
j dE QmentC2			9: 5 : 3
Ending Balance Per Reconciliation:			<div>\$2,680,453.29</div>
4 nding Balance Per Bank Statement2		P: MPM1	96\$. : \$D/ 156) 3
* 3OutGanding peso OutCand 37 reditC2		P: MPM1	9: 5 : 3
* 3OutGanding 37 heckCand 37 hargeC2		P: MPM1	9: 5 : 3
Ending Book Balance:		10/31/23	<div>\$2,680,453.29</div>

* Outstanding amounts are all outstanding credits and charges dated prior or equal to the Reconciliation date.

Chino Valley Fire District
BR Checks and Charges Cleared
For the Bank Statement ending: 10/31/23

GEN		General Fund		General Fund		0000000000000000
Date	Document	Description	Module	Company	Amount	
10/31/23	Cash With Yav Cty	Fire Authority Funding	GL	CHINOV	\$79,838.63	
TOTAL CHECKS AND CHARGES CLEARED:					\$79,838.63	

Chino Valley Fire District
BR Checks and Charges Outstanding
For the Bank Statement ending:

<u>Date</u>	<u>Document</u>	<u>Description</u>	<u>Module</u>	<u>Company</u>	<u>Amount</u>
-------------	-----------------	--------------------	---------------	----------------	---------------

TOTAL CHECKS AND CHARGES OUTSTANDING:

Chino Valley Fire District
BR Deposits and Credits Cleared
For the Bank Statement ending: 10/31/23

GEN		General Fund			0000000000000000
Date	Document	Description	Module	Company	Amount
10/31/23	Cash With Yav Cty	GF Tax & Interest Revenue - Oc	GL	CHINOV	\$2,584,526.08
TOTAL DEPOSITS AND CREDITS CLEARED:					\$2,584,526.08

Chino Valley Fire District
BR Deposits and Credits Outstanding
For the Bank Statement ending:

Date	Document	Description	Module	Company	Amount
------	----------	-------------	--------	---------	--------

TOTAL DEPOSITS AND CREDITS OUTSTANDING:

Chino Valley Fire District
Bank Reconciliation Register

Document Number	Date	BR Status	Void?	Description	Date Cleared	Amount
MODULE: JOURNAL ENTRIES FROM GENERAL LEDGER						
BANK CONTROL ID: GEN - GENERAL FUND						
Cash With Yav Cty	10/31/23	Marked	No	Fire Authority Funding	11/15/23	\$79,838.63
Cash With Yav Cty	10/31/23	Marked	No	GF Tax & Interest Revenue - Oc	11/15/23	\$2,584,526.08
SUB TOTAL FOR BANK:						\$2,664,364.71
TOTAL FOR MODULE:						\$2,664,364.71

Chino Valley Fire District
BR Adjustments Report
For the Bank Statement ending:

Date	Document	Description	GL Account	Offset Amt	Adj. Amt
------	----------	-------------	------------	------------	----------

DOCUMENT:

ADJUSTMENT DOCUMENT " TOTAL:

TOTAL FOR ALL ADJUSTMENTS:

9/30/20
0:07:00 PM

Chino Valley Fire District

Balance Sheet

As of 9/30/20

Fund: (9/) General Fund

Assets

Current Assets

Cash with Yavapai County	\$257,510.28	
Accounts Receivable	9,566.21	
Total Current Assets		\$256,88b.16
Total Assets		\$256,88b.16

Liabilities and Net Assets

Current Liabilities

Accounts Payable	\$2b/. /	
Deferred Compensation (Prop 4aT)	902520.16	
Total Current Liabilities		\$902580.16
Total Liabilities		\$902580.16

Net Assets

Fund Balance	\$20157/.90	
Current Year Net Assets	25b7526.66	
Total Net Assets		2590576.1b
Total Liabilities and Net Assets		\$256,887.99

Chino Valley Fire District
GL Account Ledger - Detail By Period
10/1/2023 through 10/31/2023

Batch	Journal	Entry #	Date	Job	Document	Description	Debits	Credits	Balance
1481A686AAA			CSHWI	TWPSVSOSTCUNL YP					\$108,038.67
2337	GJ	144251	10/31/23		Cash With Yav Cty	Fire Authority Funding	-	79,838.63	95,927.21
2338	GJ	144252	10/31/23		Cash With Yav Cty	GF Tax & Interest Revenue - Oct 2023	2,584,526.08	-	2,680,453.29
						CSHWI TWPSVSOSTCUNL YP YUYS : H9	\$2,871,823.67	\$04,757.65	\$2,37A, 85.64
						YUYS : UF : EDGER9	\$2,871,823.67	\$04,757.65	\$2,37A, 85.64

CHINO VALLEY FIRE DISTRICT
BOND DEBT SERVICE ACCOUNT BANK RECONCILIATION OCTOBER, 2023

Reconciliation:

Beginning Balance:	\$	63,909.89
Tax Revenue:	\$	191,519.61
Interest Revenue:	\$	223.85
Fire District Deposits:	\$	-
Principal/Interest Payments:	\$	-
Interest Paid on Tax Roll Corrections:	\$	-
Ending Balance:	\$	255,653.35

Difference Between Balances: \$ -

Bank Statement Balance:

Balance Per Bank:	\$	255,653.35
Outstanding Checks:	\$	-
Outstanding Deposits:	\$	-

Ending Balance: \$ 255,653.35

Deposits Per Bank Statement:

Fire District Deposits:	\$	-
Real Estate Taxes:	\$	187,426.88
Personal Property Taxes:	\$	4,092.73
Interest Revenue:	\$	223.85
Other:	\$	-
Ending Balance:	\$	191,743.46

Reconciliation Approved By:

Scott Freitag

Digitally signed by Scott Freitag
Date: 2023.11.20 10:06:39
-07'00'

Scott Freitag, Fire Chief

Reconciliation Reviewed By:

Cody Rose

Digitally signed by Cody Rose
Date: 2023.11.20 06:33:15
-07'00'

Cody Rose, Assistant Chief of Planning and Logistics

Reconciliation Prepared By:

Karen Mauldin

Digitally signed by Karen Mauldin
Date: 2023.11.16 15:40:42 -07'00'

Karen Mauldin, Finance Manager

CHINO VALLEY FIRE DISTRICT
BOND DEBT FUND - OCTOBER, 2023

Real Estate Taxes:	\$	187,426.88
UPP Taxes:	\$	4,092.73
Interest Received:	\$	223.85
Other:	\$	-

TOTAL:	\$	191,743.46
--------	----	------------



Yavapai County Treasurer

Monthly Statement

Date Range: 10/1/2023 to 10/31/2023

Chino Valley Fire Dist BDS
Fund: 6065640700



Yavapai County Treasurer

Monthly Statement

Date Range: 10/1/2023 to 10/31/2023

Account	Period	YTD		
6065640700	Chino Valley Fire Dist BDS			
Begin Balance:	63,909.89	53,186.62		
Income:	191,743.46	202,476.42		
LOC Advance:	.00	.00		
Expense:	.00	(9.69)	LOC:	.00
LOC Payments:	.00	.00	Warrants Outstanding:	.00
Cash Balance:	255,653.35	255,653.35	End:	255,653.35

Monthly Statement Summary

Source Code	Description		MTDAmount	YTDAmount
6065640700	Chino Valley Fire Dist BDS	Beginning Balance:	63,909.89	53,186.62
11100.2022	2022 Real Estate Taxes		380.93	2,893.14
11100.2023	2023 Real Estate Taxes		187,045.95	191,996.13
12100.2007	2007 Personal Property Taxes		3.33	10.46
12100.2008	2008 Personal Property Taxes		5.12	5.12
12100.2009	2009 Personal Property Taxes		4.47	14.09
12100.2010	2010 Personal Property Taxes		3.90	11.82
12100.2011	2011 Personal Property Taxes		5.17	15.65
12100.2012	2012 Personal Property Taxes		4.71	17.09
12100.2013	2013 Personal Property Taxes		5.92	19.26
12100.2014	2014 Personal Property Taxes		5.95	26.35
12100.2015	2015 Personal Property Taxes		5.78	24.30
12100.2016	2016 Personal Property Taxes		5.37	17.12
12100.2017	2017 Personal Property Taxes		6.96	19.10
12100.2018	2018 Personal Property Taxes		4.91	14.24
12100.2019	2019 Personal Property Taxes		20.44	29.13
12100.2020	2020 Personal Property Taxes		86.32	228.29
12100.2021	2021 Personal Property Taxes		50.76	508.67
12100.2022	2022 Personal Property Taxes		87.58	564.85
12100.2023	2023 Personal Property Taxes		3,786.04	3,975.68
38109.0	Interest on Investments St Treas		87.77	1,018.25
38111.0	Interest on Investments		3.76	3.76
38113.0	Interest on Investments-Wells Fargo		132.32	1,063.92
90002.0	Interest Pd on Tax Roll Corrections		.00	(9.69)
	Ending Balance:		255,653.35	255,653.35

Monthly Statement Detail

Date	Notes	Doc #	Amount	C/D
6065640700	Chino Valley Fire Dist BDS		Beginning Balance: 63,909.89	
11100.2022	2022 Real Estate Taxes		Source Code Total: 380.93	
10/02	Tax Distribution	0	18.19	C



Yavapai County Treasurer

Monthly Statement

Date Range: 10/1/2023 to 10/31/2023

10/02	Tax Distribution	0	.14	C
10/03	Tax Distribution	0	9.60	C
10/04	Tax Distribution	0	20.47	C
10/04	Tax Distribution	0	7.74	C
10/10	Tax Distribution	0	5.16	C
10/13	Tax Distribution	0	5.16	C
10/16	Tax Distribution	0	2.76	C
10/20	Tax Distribution	0	53.30	C
10/23	Tax Distribution	0	15.52	C
10/25	Tax Distribution	0	14.36	C
10/25	Tax Distribution	0	27.99	C
10/26	Tax Distribution	0	12.91	C
10/27	Tax Distribution	0	154.71	C
10/30	Tax Distribution	0	16.27	C
10/31	Tax Distribution	0	16.65	C
11100.2023 2023 Real Estate Taxes			Source Code Total: 187,045.95	
10/02	Tax Distribution	0	115.65	C
10/02	Tax Distribution	0	795.18	C
10/02	Tax Distribution	0	159.41	C
10/02	Tax Distribution	0	6.81	C
10/03	Tax Distribution	0	159.87	C
10/03	Tax Distribution	0	371.42	C
10/03	Tax Distribution	0	45.97	C
10/03	Tax Distribution	0	124.73	C
10/03	Tax Distribution	0	112.37	C
10/03	Tax Distribution	0	48.20	C
10/04	Tax Distribution	0	224.28	C
10/04	Tax Distribution	0	462.37	C
10/04	Tax Distribution	0	860.34	C
10/04	Tax Distribution	0	111.83	C
10/05	Tax Distribution	0	507.67	C
10/05	Tax Distribution	0	1,226.15	C
10/05	Tax Distribution	0	204.62	C
10/05	Tax Distribution	0	760.44	C
10/05	Tax Distribution	0	765.17	C
10/05	Tax Distribution	0	71.33	C
10/06	Tax Distribution	0	682.49	C
10/06	Tax Distribution	0	1,734.94	C
10/06	Tax Distribution	0	789.86	C
10/06	Tax Distribution	0	1,338.82	C
10/06	Tax Distribution	0	243.60	C
10/06	Tax Distribution	0	35.58	C
10/09	Tax Distribution	0	213.67	C



Yavapai County Treasurer

Monthly Statement

Date Range: 10/1/2023 to 10/31/2023

10/09	Tax Distribution	0	3,305.24	C
10/09	Tax Distribution	0	1,449.18	C
10/09	Tax Distribution	0	396.17	C
10/09	Tax Distribution	0	658.26	C
10/10	Tax Distribution	0	519.87	C
10/10	Tax Distribution	0	2,207.98	C
10/10	Tax Distribution	0	500.16	C
10/10	Tax Distribution	0	1,086.02	C
10/10	Tax Distribution	0	289.08	C
10/11	Tax Distribution	0	327.32	C
10/11	Tax Distribution	0	1,667.37	C
10/11	Tax Distribution	0	800.51	C
10/11	Tax Distribution	0	432.05	C
10/12	Tax Distribution	0	270.40	C
10/12	Tax Distribution	0	9,411.50	C
10/12	Tax Distribution	0	659.59	C
10/12	Tax Distribution	0	418.19	C
10/12	Tax Distribution	0	1,895.05	C
10/13	Tax Distribution	0	518.23	C
10/13	Tax Distribution	0	1,571.17	C
10/13	Tax Distribution	0	677.05	C
10/13	Tax Distribution	0	1,235.16	C
10/16	Tax Distribution	0	753.30	C
10/16	Tax Distribution	0	13.94	C
10/16	Tax Distribution	0	1,898.78	C
10/16	Tax Distribution	0	299.49	C
10/16	Tax Distribution	0	214.74	C
10/17	Tax Distribution	0	218.04	C
10/17	Tax Distribution	0	447.86	C
10/17	Tax Distribution	0	1,566.53	C
10/17	Tax Distribution	0	903.17	C
10/17	Tax Distribution	0	167.17	C
10/17	Tax Distribution	0	217.08	C
10/18	Tax Distribution	0	470.64	C
10/18	Tax Distribution	0	2,016.79	C
10/18	Tax Distribution	0	2,758.81	C
10/18	Tax Distribution	0	403.28	C
10/18	Tax Distribution	0	758.96	C
10/19	Tax Distribution	0	448.21	C
10/19	Tax Distribution	0	1,280.50	C
10/19	Tax Distribution	0	727.22	C
10/19	Tax Distribution	0	382.54	C
10/19	Tax Distribution	0	291.59	C



Yavapai County Treasurer

Monthly Statement

Date Range: 10/1/2023 to 10/31/2023

10/20	Tax Distribution	0	449.05	C
10/20	Tax Distribution	0	6,128.48	C
10/20	Tax Distribution	0	804.09	C
10/20	Tax Distribution	0	150.84	C
10/20	Tax Distribution	0	437.13	C
10/23	Tax Distribution	0	975.90	C
10/23	Tax Distribution	0	2,994.29	C
10/23	Tax Distribution	0	931.24	C
10/23	Tax Distribution	0	624.73	C
10/23	Tax Distribution	0	694.91	C
10/23	Tax Distribution	0	17.64	C
10/24	Tax Distribution	0	2,456.79	C
10/24	Tax Distribution	0	259.90	C
10/24	Tax Distribution	0	1,930.69	C
10/24	Tax Distribution	0	1,122.14	C
10/24	Tax Distribution	0	294.00	C
10/24	Tax Distribution	0	459.24	C
10/24	Tax Distribution	0	672.41	C
10/25	Tax Distribution	0	1,316.42	C
10/25	Tax Distribution	0	2,813.65	C
10/25	Tax Distribution	0	1,163.52	C
10/25	Tax Distribution	0	39.04	C
10/25	Tax Distribution	0	796.76	C
10/25	Tax Distribution	0	414.24	C
10/26	Tax Distribution	0	806.57	C
10/26	Tax Distribution	0	1,883.61	C
10/26	Tax Distribution	0	124.84	C
10/26	Tax Distribution	0	633.29	C
10/26	Tax Distribution	0	215.23	C
10/26	Tax Distribution	0	15.13	C
10/27	Tax Distribution	0	394.32	C
10/27	Tax Distribution	0	82.61	C
10/27	Tax Distribution	0	89.58	C
10/27	Tax Distribution	0	214.19	C
10/27	Tax Distribution	0	939.60	C
10/27	Tax Distribution	0	74,153.28	C
10/30	Tax Distribution	0	840.56	C
10/30	Tax Distribution	0	4,239.46	C
10/30	Tax Distribution	0	1,036.47	C
10/30	Tax Distribution	0	1,199.03	C
10/30	Tax Distribution	0	26.04	C
10/31	Tax Distribution	0	394.74	C
10/31	Tax Distribution	0	11,199.97	C



Yavapai County Treasurer

Monthly Statement

Date Range: 10/1/2023 to 10/31/2023

10/31	Tax Distribution	0	580.87	C
10/31	Tax Distribution	0	753.71	C
10/31	Tax Distribution	0	276.87	C
10/31	Tax Distribution	0	291.92	C
12100.2007 2007 Personal Property Taxes			Source Code Total: 3.33	
10/02	Tax Distribution	0	3.33	C
12100.2008 2008 Personal Property Taxes			Source Code Total: 5.12	
10/02	Tax Distribution	0	4.23	C
10/12	Tax Distribution	0	.89	C
12100.2009 2009 Personal Property Taxes			Source Code Total: 4.47	
10/02	Tax Distribution	0	4.47	C
12100.2010 2010 Personal Property Taxes			Source Code Total: 3.90	
10/02	Tax Distribution	0	3.90	C
12100.2011 2011 Personal Property Taxes			Source Code Total: 5.17	
10/02	Tax Distribution	0	5.17	C
12100.2012 2012 Personal Property Taxes			Source Code Total: 4.71	
10/02	Tax Distribution	0	4.23	C
10/03	Tax Distribution	0	.48	C
12100.2013 2013 Personal Property Taxes			Source Code Total: 5.92	
10/02	Tax Distribution	0	5.92	C
12100.2014 2014 Personal Property Taxes			Source Code Total: 5.95	
10/02	Tax Distribution	0	5.95	C
12100.2015 2015 Personal Property Taxes			Source Code Total: 5.78	
10/02	Tax Distribution	0	5.78	C
12100.2016 2016 Personal Property Taxes			Source Code Total: 5.37	
10/02	Tax Distribution	0	5.37	C
12100.2017 2017 Personal Property Taxes			Source Code Total: 6.96	
10/02	Tax Distribution	0	5.19	C
10/27	Tax Distribution	0	1.77	C
12100.2018 2018 Personal Property Taxes			Source Code Total: 4.91	
10/02	Tax Distribution	0	4.91	C
12100.2019 2019 Personal Property Taxes			Source Code Total: 20.44	
10/02	Tax Distribution	0	1.89	C
10/02	Tax Distribution	0	4.55	C
10/19	Tax Distribution	0	12.11	C
10/30	Tax Distribution	0	1.89	C
12100.2020 2020 Personal Property Taxes			Source Code Total: 86.32	
10/02	Tax Distribution	0	4.12	C
10/03	Tax Distribution	0	7.80	C
10/09	Tax Distribution	0	3.38	C
10/12	Tax Distribution	0	23.45	C
10/24	Tax Distribution	0	33.22	C
10/31	Tax Distribution	0	14.35	C



Yavapai County Treasurer

Monthly Statement

Date Range: 10/1/2023 to 10/31/2023

12100.2021 2021 Personal Property Taxes			Source Code Total: 50.76	
10/02	Tax Distribution	0	3.89	C
10/03	Tax Distribution	0	.92	C
10/12	Tax Distribution	0	21.62	C
10/23	Tax Distribution	0	1.68	C
10/31	Tax Distribution	0	22.65	C
12100.2022 2022 Personal Property Taxes			Source Code Total: 87.58	
10/02	Tax Distribution	0	3.76	C
10/03	Tax Distribution	0	.91	C
10/10	Tax Distribution	0	28.09	C
10/12	Tax Distribution	0	20.30	C
10/13	Tax Distribution	0	3.42	C
10/19	Tax Distribution	0	6.13	C
10/23	Tax Distribution	0	2.40	C
10/27	Tax Distribution	0	.80	C
10/27	Tax Distribution	0	.50	C
10/31	Tax Distribution	0	21.27	C
12100.2023 2023 Personal Property Taxes			Source Code Total: 3,786.04	
10/02	Tax Distribution	0	13.44	C
10/02	Tax Distribution	0	28.82	C
10/02	Tax Distribution	0	3.47	C
10/03	Tax Distribution	0	.92	C
10/03	Tax Distribution	0	98.01	C
10/03	Tax Distribution	0	2.42	C
10/04	Tax Distribution	0	1.78	C
10/04	Tax Distribution	0	11.41	C
10/04	Tax Distribution	0	2.44	C
10/04	Tax Distribution	0	8.22	C
10/05	Tax Distribution	0	5.53	C
10/05	Tax Distribution	0	37.09	C
10/05	Tax Distribution	0	1.51	C
10/05	Tax Distribution	0	5.18	C
10/05	Tax Distribution	0	7.74	C
10/06	Tax Distribution	0	7.29	C
10/06	Tax Distribution	0	73.23	C
10/06	Tax Distribution	0	58.47	C
10/06	Tax Distribution	0	29.20	C
10/06	Tax Distribution	0	4.60	C
10/09	Tax Distribution	0	11.27	C
10/09	Tax Distribution	0	259.73	C
10/09	Tax Distribution	0	24.16	C
10/09	Tax Distribution	0	13.45	C
10/10	Tax Distribution	0	11.66	C



Yavapai County Treasurer

Monthly Statement

Date Range: 10/1/2023 to 10/31/2023

10/10	Tax Distribution	0	113.03	C
10/10	Tax Distribution	0	12.90	C
10/10	Tax Distribution	0	34.76	C
10/11	Tax Distribution	0	59.86	C
10/11	Tax Distribution	0	7.61	C
10/11	Tax Distribution	0	.79	C
10/11	Tax Distribution	0	40.33	C
10/12	Tax Distribution	0	32.36	C
10/12	Tax Distribution	0	116.89	C
10/12	Tax Distribution	0	3.39	C
10/12	Tax Distribution	0	11.93	C
10/12	Tax Distribution	0	69.73	C
10/13	Tax Distribution	0	23.71	C
10/13	Tax Distribution	0	98.28	C
10/13	Tax Distribution	0	.91	C
10/13	Tax Distribution	0	155.88	C
10/16	Tax Distribution	0	43.59	C
10/16	Tax Distribution	0	49.80	C
10/16	Tax Distribution	0	8.94	C
10/17	Tax Distribution	0	13.46	C
10/17	Tax Distribution	0	43.82	C
10/17	Tax Distribution	0	81.90	C
10/17	Tax Distribution	0	7.36	C
10/17	Tax Distribution	0	5.95	C
10/17	Tax Distribution	0	3.82	C
10/18	Tax Distribution	0	9.14	C
10/18	Tax Distribution	0	45.85	C
10/18	Tax Distribution	0	105.36	C
10/18	Tax Distribution	0	7.63	C
10/18	Tax Distribution	0	6.88	C
10/19	Tax Distribution	0	14.67	C
10/19	Tax Distribution	0	27.80	C
10/19	Tax Distribution	0	10.76	C
10/19	Tax Distribution	0	2.54	C
10/19	Tax Distribution	0	41.34	C
10/20	Tax Distribution	0	64.31	C
10/20	Tax Distribution	0	101.50	C
10/20	Tax Distribution	0	55.78	C
10/20	Tax Distribution	0	9.98	C
10/23	Tax Distribution	0	14.02	C
10/23	Tax Distribution	0	72.54	C
10/23	Tax Distribution	0	50.61	C
10/23	Tax Distribution	0	55.92	C



Yavapai County Treasurer

Monthly Statement

Date Range: 10/1/2023 to 10/31/2023

10/23	Tax Distribution	0	3.66	C
10/24	Tax Distribution	0	147.82	C
10/24	Tax Distribution	0	226.02	C
10/24	Tax Distribution	0	193.22	C
10/24	Tax Distribution	0	37.55	C
10/24	Tax Distribution	0	14.58	C
10/25	Tax Distribution	0	25.43	C
10/25	Tax Distribution	0	40.01	C
10/25	Tax Distribution	0	23.58	C
10/25	Tax Distribution	0	15.12	C
10/25	Tax Distribution	0	4.62	C
10/26	Tax Distribution	0	74.66	C
10/26	Tax Distribution	0	77.17	C
10/26	Tax Distribution	0	31.85	C
10/26	Tax Distribution	0	20.93	C
10/26	Tax Distribution	0	16.79	C
10/27	Tax Distribution	0	22.12	C
10/27	Tax Distribution	0	43.48	C
10/27	Tax Distribution	0	22.25	C
10/27	Tax Distribution	0	1.97	C
10/30	Tax Distribution	0	55.54	C
10/30	Tax Distribution	0	26.96	C
10/30	Tax Distribution	0	46.04	C
10/30	Tax Distribution	0	62.78	C
10/31	Tax Distribution	0	15.18	C
10/31	Tax Distribution	0	37.29	C
10/31	Tax Distribution	0	19.29	C
10/31	Tax Distribution	0	14.63	C
10/31	Tax Distribution	0	6.83	C
38109.0 Interest on Investments St Treas			Source Code Total: 87.77	
10/27	Investment Interest	0	87.77	C
38111.0 Interest on Investments			Source Code Total: 3.76	
10/06	Investment Interest	0	3.76	C
38113.0 Interest on Investments-Wells Fargo			Source Code Total: 132.32	
10/27	Investment Interest	0	132.32	C
6065640700 Chino Valley Fire Dist BDS			Ending Balance: 255,653.35	

BANK CONTROL ID: BDS - YAVAPAI COUNTY TREASURER		DESC: BOND DEBT SERVICE	ACCOUNT NO: 6-65640-7000
BePinnPA	Balance0	d21 2 1	93157d75 7A
4 e. o6it6AnhA	Drehit60		9 7 7 \$s153A
DFeck6AnhA	DFarPe60		9d5dA
Chju6tment60			9d5dA
Ending Balance Per Reconciliation:			\$255,653.35
EnhinPA	BalanceAverBankStatement0	d21 2 1	9: 88\$81518A
*AOut6tanhinPA	4 e. o6it6AnhA	Drehit60	d21 2 1
*AOut6tanhinPA	DFeck6AnhA	DFarPe60	d21 2 1
Ending Book Balance:			\$255,653.35

* Outstanding amounts are all outstanding credits and charges dated prior or equal to the Reconciliation date.

Chino Valley Fire District
BR Checks and Charges Cleared
For the Bank Statement ending:

Date	Document	Description	Module	Company	Amount
------	----------	-------------	--------	---------	--------

TOTAL CHECKS AND CHARGES CLEARED:

Chino Valley Fire District
BR Checks and Charges Outstanding
For the Bank Statement ending:

<u>Date</u>	<u>Document</u>	<u>Description</u>	<u>Module</u>	<u>Company</u>	<u>Amount</u>
-------------	-----------------	--------------------	---------------	----------------	---------------

TOTAL CHECKS AND CHARGES OUTSTANDING:

Chino Valley Fire District
BR Deposits and Credits Cleared
For the Bank Statement ending: 10/31/23

BDS		Yavapai County Treasurer		Bond Debt Service		6-65640-7000	
Date	Document	Description	Module	Company	Amount		
10/31/23	Cash With Yav Cty	BDS Tax & Interest Revenue - O	GL	CHINOV	\$191,743.46		
TOTAL DEPOSITS AND CREDITS CLEARED:						\$191,743.46	

Chino Valley Fire District
BR Deposits and Credits Outstanding
For the Bank Statement ending:

Date	Document	Description	Module	Company	Amount
------	----------	-------------	--------	---------	--------

TOTAL DEPOSITS AND CREDITS OUTSTANDING:

Chino Valley Fire District
Bank Reconciliation Register

Document Number	Date	BR Status	Void?	Description	Date Cleared	Amount
MODULE: JOURNAL ENTRIES FROM GENERAL LEDGER						
BANK CONTROL ID: BDS - YAVAPAI COUNTY TREASURER						
Cash With Yav Cty	10/31/23	Marked	No	BDS Tax & Interest Revenue - O	11/16/23	\$191,743.46
SUB TOTAL FOR BANK:						\$191,743.46
TOTAL FOR MODULE:						\$191,743.46

Chino Valley Fire District
BR Adjustments Report
For the Bank Statement ending:

Date	Document	Description	GL Account	Offset Amt	Adj. Amt
------	----------	-------------	------------	------------	----------

DOCUMENT:

ADJUSTMENT DOCUMENT " TOTAL:

TOTAL FOR ALL ADJUSTMENTS:

Chino Valley Fire District
)OoC e l tnteCeQ
g riuiohal Tduet to BATnac oCpnrinoOs
For the period of 9/ 1912/ 20 3hroTuh 9/ 10912/ 20

FTQd: g/ s l oQd l erRAe FTQd

	Account	Actual	Current Period			Actual	Year To Date		
			Budget	Variance	%		Budget	Variance	%
Revenues	v/ v2/ / / / / / 2	59, 8.v2S%, v. / 72%0	5/ %/	59, 8.v2S%, v. / 72%0	/ %P	5S28.v0v%/	5/ %/	5S28.v0v%/	/ %P
	v/ v2/ 6/ / / / /		/ %/		/ %	96.7S2%9	/ %/	96.7S2%9	/ %
Net Revenues		\$191,519.61	\$0.00	\$191,519.61	0.0 %	\$643,397.01	\$0.00	\$643,397.01	0.0 %
Income (Loss) from Operations		\$191,519.61	\$0.00	\$191,519.61	0.0%	\$643,397.01	\$0.00	\$643,397.01	0.0%
Other Income (Expense)	v/ v0/ / / / / / /	5220%6	5/ %/	5220%6	/ %P	5, .697%, g0S/ / / / %6/ s	5/ %/	5, .697%, g0S/ / / / %6/ s	/ %P
	v/ S/ / / / / / / /	/ %/	/ %/	/ %/	/ %	g v.9S0%7s	/ %/	g v.9S0%7s	/ %
Total Other Income (Expense)		\$223.85	\$0.00	\$223.85	0.0 %	\$(435,643.71)	\$0.00	\$(435,643.71)	0.0 %
Net Income (Loss)		\$191,743.46	\$0.00	\$191,743.46	0.0%	\$207,753.30	\$0.00	\$207,753.30	0.0%

11/16/23
3:29:46 PM

Chino Valley Fire District

Balance Sheet

As of 10/31/2023

Fund: (40) Bond Service Fund
Account: (1105) Not Defined

Assets		
<u>Current Assets</u>		
Bond Debt Service	\$255,653.35	
Total Current Assets		\$255,653.35
Total Assets		\$255,653.35
Total Liabilities and Net Assets		\$0.00

Chino Valley Fire District
GL Account Ledger - Detail By Period
10/1/2023 through 10/31/2023

Batch	Journal	Entry #	Date	Job	Document	Description	Debits	Credits	Balance
40.1105.0.0.000						BOND DEBT SERVICE			\$63,909.89
2339	GJ	144257	10/31/23		Cash With Yav Cty	BDS Tax & Interest Revenue - Oct 2023	191,743.46	-	255,653.35
						BOND DEBT SERVICE TOTALS:	\$191,743.46	\$0.00	\$255,653.35
						TOTAL OF LEDGER:	\$191,743.46	\$0.00	\$255,653.35

Chino Valley Fire District
GL Trial Balance Worksheet
For The Period of 10/1/2023 through 10/31/2023

Account	Description	Balances				Adjustments
		Beginning	Debits	Credits	Ending	
40.1105.0.0.000	Bond Debt Service	\$63,909.89	\$191,743.46	\$0.00	\$255,653.35	
TOTALS:		\$63,909.89	\$191,743.46	\$0.00	\$255,653.35	

* Inactive accounts are marked and appear in grey.

CHINO VALLEY FIRE DISTRICT
GENERAL FUND BANK RECONCILIATION NOVEMBER, 2023

Reconciliation:

Beginning Balance:	\$ 2,680,453.29
Tax Revenue:	\$ 539,741.23
Interest Revenue:	\$ -
Fire District Deposits:	\$ -
Checks From Accounts Payable:	\$ (135.00)
Transfer Out - Fire Authority:	\$ (2,584,526.08)
Other: Tax Roll Corrections	\$ (28.83)
Ending Balance:	\$ 635,504.61

Difference Between Balances: \$ -

Deposits Per Bank Statement:

Real Estate Taxes:	\$ 468,736.85
Personal Property Taxes:	\$ 21,403.52
Fire District Assistance Tax:	\$ 49,600.86
Fire District Deposit:	\$ -
Interest Revenue:	\$ -
ADOT & Fish and Game In Lieu:	\$ -
Other:	\$ -
Other:	\$ -

Ending Balance: \$ 539,741.23

Bank Statement Balance:

Balance Per Bank:	\$ 635,504.61
Outstanding Checks:	\$ -
Outstanding Deposits:	\$ -

Ending Balance: \$ 635,504.61

G/L Ending Balance: \$ 635,504.61

\$ 635,504.61

Bank Reconciliation Register:

Checks From Accounts Payable:	\$ 135.00
Other: GL JE Fire Authority Funding	\$ 2,584,526.08
Other: Tax Roll Corrections	\$ 28.83
Total Checks:	\$ 2,584,689.91


Other: GL JE Tax & Interest Revenue	\$ 539,741.23
Other:	\$ -

Ending Balance: \$ 539,741.23

Reconciliation Approved By:

Scott Freitag, Fire Chief

Reconciliation Reviewed By:


Cody Rose (Dec 11, 2023 12:53 MST)

Cody Rose, Assistant Chief of Planning and Logistics

Reconciliation Prepared By:

Karen Mauldin

Karen Mauldin, Finance Manager

CHINO VALLEY FIRE DISTRICT GENERAL FUND

Tax Collection Data

Total Levy Month	FY 17-18 \$3,707,996 Collected	FY 18-19 \$3,926,501 Collected	FY 19-20 \$4,190,442 Collected	FY 20-21 \$4,497,237 Collected	FY 21-22 \$4,833,636 Collected	FY 22-23 \$5,218,024 Collected	FY 23-24 \$5,625,391 Collected
July	\$24,936	\$21,890	\$14,597	\$42,316	\$26,983	\$29,396	\$22,269
%	0.672%	0.557%	0.348%	0.941%	0.558%	0.563%	0.396%
% To Date	0.6725%	0.5575%	0.3483%	0.9409%	0.5582%	0.5633%	0.3959%
August	\$10,622	\$12,226	\$10,746	\$15,526	\$11,257	\$10,089	\$11,352
%	0.286%	0.311%	0.256%	0.345%	0.233%	0.193%	0.202%
% To Date	0.9590%	0.8688%	0.6048%	1.2862%	0.7911%	0.7567%	0.5977%
September	\$178,141	\$25,209	\$30,894	\$8,143	\$54,439	\$64,614	\$74,887
%	4.804%	0.642%	0.737%	0.181%	1.126%	1.238%	1.331%
% To Date	5.7632%	1.5109%	1.3420%	1.4673%	1.9174%	1.9950%	1.9289%
October	\$1,503,325	\$1,610,381	\$1,807,742	\$1,780,309	\$1,962,817	\$2,100,367	\$2,422,380
%	40.543%	41.013%	43.140%	39.587%	40.607%	40.252%	43.062%
% To Date	46.3060%	42.5240%	44.4817%	41.0540%	42.5249%	42.2471%	44.9904%
November	\$290,266	\$498,787	\$373,908	\$508,805	\$535,270	\$613,469	\$490,140
%	7.828%	12.703%	8.923%	11.314%	11.074%	11.757%	8.713%
% To Date	54.1341%	55.2271%	53.4046%	52.3677%	53.5987%	54.0038%	53.7034%
December	\$223,661	\$236,727	\$286,760	\$399,155	\$365,096	\$368,596	\$0
%	6.0319%	6.0289%	6.8432%	8.8756%	7.5532%	7.0639%	0.0000%
% To Date	60.1659%	61.2560%	60.2478%	61.2433%	61.1520%	61.0677%	53.7034%
January	\$153,278	\$117,994	\$115,429	\$118,322	\$183,242	\$167,132	\$0
%	4.1337%	3.0051%	2.7546%	2.6310%	3.7910%	3.2030%	0.0000%
% To Date	64.2997%	64.2611%	63.0023%	63.8742%	64.9429%	64.2707%	53.7034%
February	\$95,262	\$54,476	\$104,991	\$88,422	\$74,113	\$82,746	\$0
%	2.5691%	1.3874%	2.5055%	1.9661%	1.5333%	1.5858%	0.0000%
% To Date	66.8688%	65.6485%	65.5078%	65.8404%	66.4762%	65.8565%	53.7034%
March	\$127,298	\$138,910	\$142,182	\$143,500	\$112,700	\$150,474	\$0
%	3.4331%	3.5377%	3.3930%	3.1908%	2.3316%	2.8837%	0.0000%
% To Date	70.3018%	69.1863%	68.9008%	69.0312%	68.8078%	68.7402%	53.7034%
April	\$794,289	\$955,634	\$983,917	\$1,082,230	\$1,188,626	\$1,315,211	\$0
%	21.4210%	24.3380%	23.4800%	24.0643%	24.5907%	25.2051%	0.0000%
% To Date	91.7228%	93.5243%	92.3809%	93.0956%	93.3985%	93.9454%	53.7034%
May	\$238,700	\$189,925	\$206,496	\$202,990	\$226,873	\$242,625	\$0
%	6.4374%	4.8370%	4.9278%	4.5137%	4.6936%	4.6497%	0.0000%
% To Date	98.1602%	98.3613%	97.3086%	97.6092%	98.0921%	98.5951%	53.7034%
June	\$80,520	\$84,895	\$49,679	\$87,815	\$85,664	\$63,240	\$0
%	2.1715%	2.1621%	1.1855%	1.9527%	1.7723%	1.2120%	0.0000%
% To Date	100.3318%	100.5234%	98.4942%	99.5619%	99.8644%	99.8071%	53.7034%
TOTALS	\$3,720,297	\$3,947,053	\$4,127,341	\$4,477,533	\$4,827,080	\$5,207,958	\$3,021,029
Delinquency	-0.3318%	-0.5234%	1.5058%	0.4381%	0.1356%	0.1929%	46.2966%

CHINO VALLEY FIRE DISTRICT GENERAL FUND

FDAT Collection Data

Total Levy Month	FY 17-18 \$333,290 Collected	FY 18-19 \$333,290 Collected	FY 19-20 \$366,547 Collected	FY 20-21 \$400,000 Collected	FY 21-22 \$400,000 Collected	FY 22-23 \$400,000 Collected	FY 23-24 \$400,000 Collected
July	\$1,630	\$1,238	\$1,475	\$2,769	\$1,871	\$2,011	\$1,145
%	0.489%	0.371%	0.403%	0.692%	0.468%	0.503%	0.286%
% To Date	0.4891%	0.3715%	0.4025%	0.6923%	0.4677%	0.5026%	0.2863%
August	\$554	\$707	\$653	\$662	\$1,498	\$575	\$540
%	0.166%	0.212%	0.178%	0.166%	0.375%	0.144%	0.135%
% To Date	0.6553%	0.5835%	0.5806%	0.8579%	0.8422%	0.6465%	0.4213%
September	\$12,654	\$3,182	\$1,853	\$879	\$4,669	\$4,994	\$4,589
%	3.797%	0.955%	0.505%	0.220%	1.167%	1.249%	1.147%
% To Date	4.4520%	1.5382%	1.0861%	1.0777%	2.0095%	1.8950%	1.5686%
October	\$93,081	\$139,813	\$107,270	\$160,480	\$159,909	\$157,752	\$161,660
%	27.928%	41.949%	29.265%	40.120%	39.977%	39.438%	40.415%
% To Date	32.3799%	43.4877%	30.3510%	41.1979%	41.9866%	41.3329%	41.9837%
November	\$74,651	\$59,861	\$30,666	\$48,339	\$52,249	\$55,107	\$49,601
%	22.3983%	17.9606%	8.3663%	12.0848%	13.0622%	13.7768%	12.4002%
% To Date	54.7782%	61.4483%	38.7172%	53.2826%	55.0488%	55.1097%	54.3839%
December	\$21,663	\$25,413	\$112,035	\$39,219	\$35,029	\$35,365	\$0
%	6.4997%	7.6250%	30.5650%	9.8048%	8.7572%	8.8413%	0.0000%
% To Date	61.2779%	69.0733%	69.2822%	63.0874%	63.8060%	63.9510%	54.3839%
January	\$16,138	\$11,149	\$11,446	\$12,625	\$15,294	\$14,833	\$0
%	4.8420%	3.3450%	3.1227%	3.1562%	3.8235%	3.7081%	0.0000%
% To Date	66.1199%	72.4183%	72.4049%	66.2436%	67.6294%	67.6591%	54.3839%
February	\$8,056	\$7,409	\$10,419	\$6,657	\$5,785	\$5,943	\$0
%	2.417%	2.223%	2.842%	1.664%	1.446%	1.486%	0.000%
% To Date	68.5368%	74.6413%	75.2473%	67.9079%	69.0756%	69.1450%	54.3839%
March	\$12,174	\$13,713	\$13,361	\$10,897	\$8,259	\$8,963	\$0
%	3.6528%	4.1143%	3.6452%	2.7242%	2.0646%	2.2407%	0.0000%
% To Date	72.1897%	78.7556%	78.8925%	70.6320%	71.1403%	71.3856%	54.3839%
April	\$63,209	\$79,859	\$85,315	\$88,842	\$89,498	\$93,760	\$0
%	18.9651%	23.9607%	23.2754%	22.2104%	22.3745%	23.4400%	0.0000%
% To Date	91.1548%	102.7164%	102.1679%	92.8424%	93.5148%	94.8256%	54.3839%
May	\$23,731	\$18,881	\$21,832	\$19,620	\$19,623	\$17,519	\$0
%	7.1201%	5.6650%	5.9561%	4.9050%	4.9058%	4.3797%	0.0000%
% To Date	98.2749%	108.3813%	108.1240%	97.7475%	98.4206%	99.2052%	54.3839%
June	\$5,094	\$5,726	\$4,474	\$6,987	\$6,978	\$3,648	\$0
%	1.5285%	1.7181%	1.2206%	1.7468%	1.7445%	0.9121%	0.0000%
% To Date	99.8034%	110.0995%	109.3446%	99.4943%	100.1651%	100.1173%	54.3839%
TOTALS	\$332,635	\$366,951	\$400,799	\$397,977	\$400,660	\$400,469	\$217,535
Delinquency	0.1966%	-10.0995%	-9.3446%	0.5057%	-0.1651%	-0.1173%	45.6161%

100.0000% 100.0000% 100.0000% 100.0000% 100.0000% 100.0000% 100.0000%



2023 - 2024 Cash Flow by Month : NOVEMBER

Actual					Projected							
July	Aug.	Sept.	Oct.	Nov.	Dec.	Jan.	Feb.	March	April	May	June	
Revenues:												
Taxes (Real Estate/UPP)	22,269	11,352	74,887	2,422,380	490,140	468,783	468,783	468,783	468,783	468,783	468,783	
FDAT	1,145	540	4,589	161,660	49,601	33,333	33,333	33,333	33,333	33,333	33,333	
Interest Income	1,179	548	362	486	-	-	-	-	-	-	-	
Other Income	-	-	-	-	167	167	167	167	167	167	167	
RevenueTotals:	24,593	12,440	79,839	2,584,526	539,741	502,283	502,283	502,283	502,283	502,283	502,283	

Expenditures:												
Fire Authority Funding	71,571	24,593	12,440	79,839	2,584,526	501,116	501,116	501,116	501,116	501,116	501,116	501,116
Professional Services/ Fire Board	450	225	-	-	135	1,167	1,167	1,167	1,167	1,167	1,167	1,167
Miscellaneous	-	114	-	-	29	-	-	-	-	-	-	-
Contingency	-	-	-	-	-	1,667	1,667	1,667	1,667	1,667	1,667	1,667
ExpenditureTotals:	72,021	24,932	12,440	79,839	2,584,690	503,949	503,949	503,949	503,949	503,949	503,949	503,949

Monthly Net Cash

(47,428)

67,399

2,504,687

(2,044,949)

Cumulative Net Cash

(27,428)

(39,920)

27,479

2,532,166

487,217

Cash Balance

20,000

7,508

74,907

2,579,594

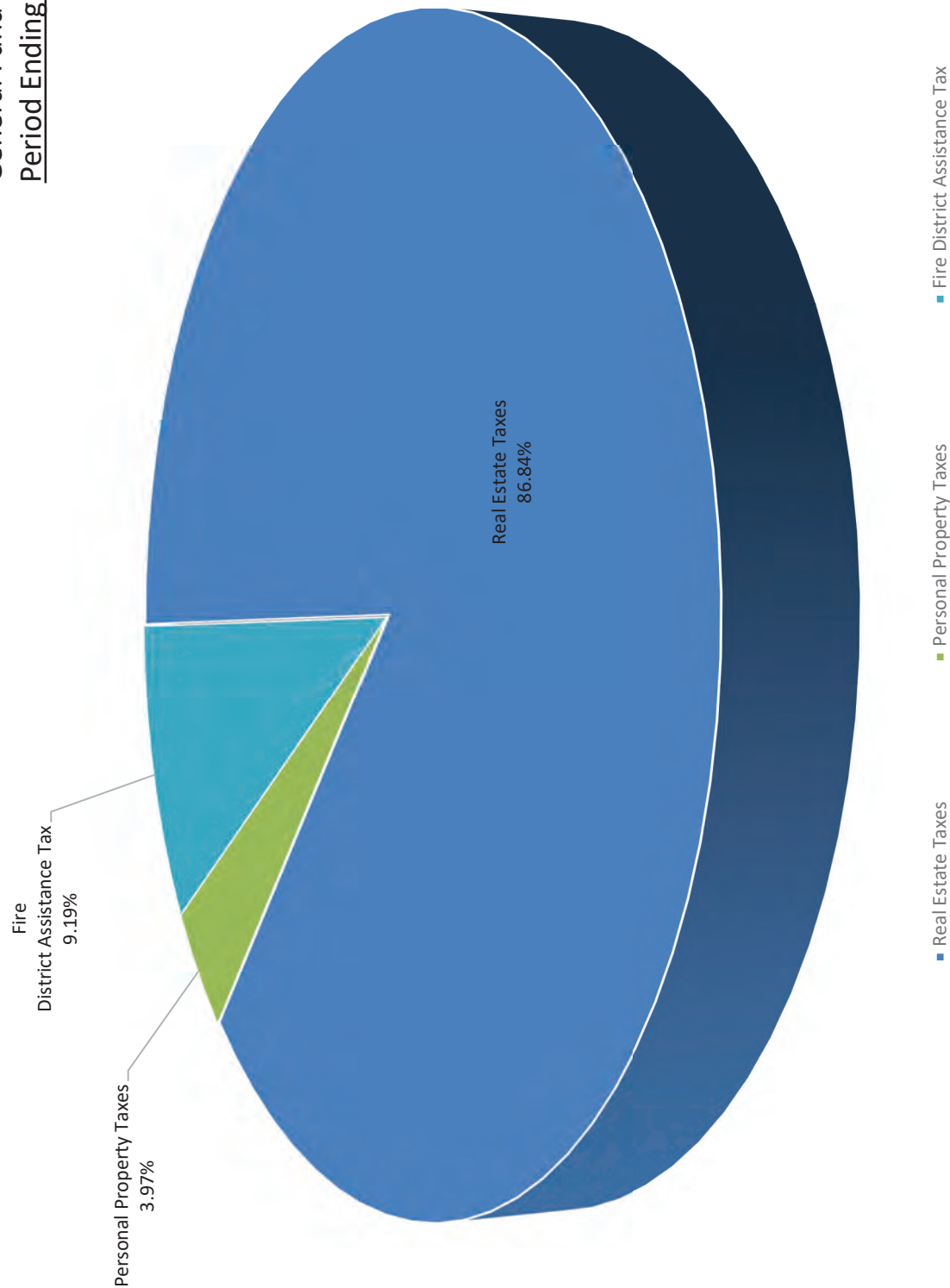
534,645

(Carryover)

**CHINO VALLEY FIRE DISTRICT GENERAL FUND
REVENUE GRAPH DATA**

		YTD	
	Revenue	Budget	%
Real Estate Taxes	\$ 468,737	\$ 5,625,391	86.84
Personal Property Taxes	\$ 21,404	\$ -	3.97
Fire District Assistance Tax	\$ 49,601	\$ 400,000	9.19
Rebates/Refunds	\$ -	\$ 2,000	0.00
Interest Revenue	\$ -	\$ -	0.00
Other Revenue	\$ -	\$ -	0.00
TOTALS:	\$ 539,741	\$ 6,027,391	100.00

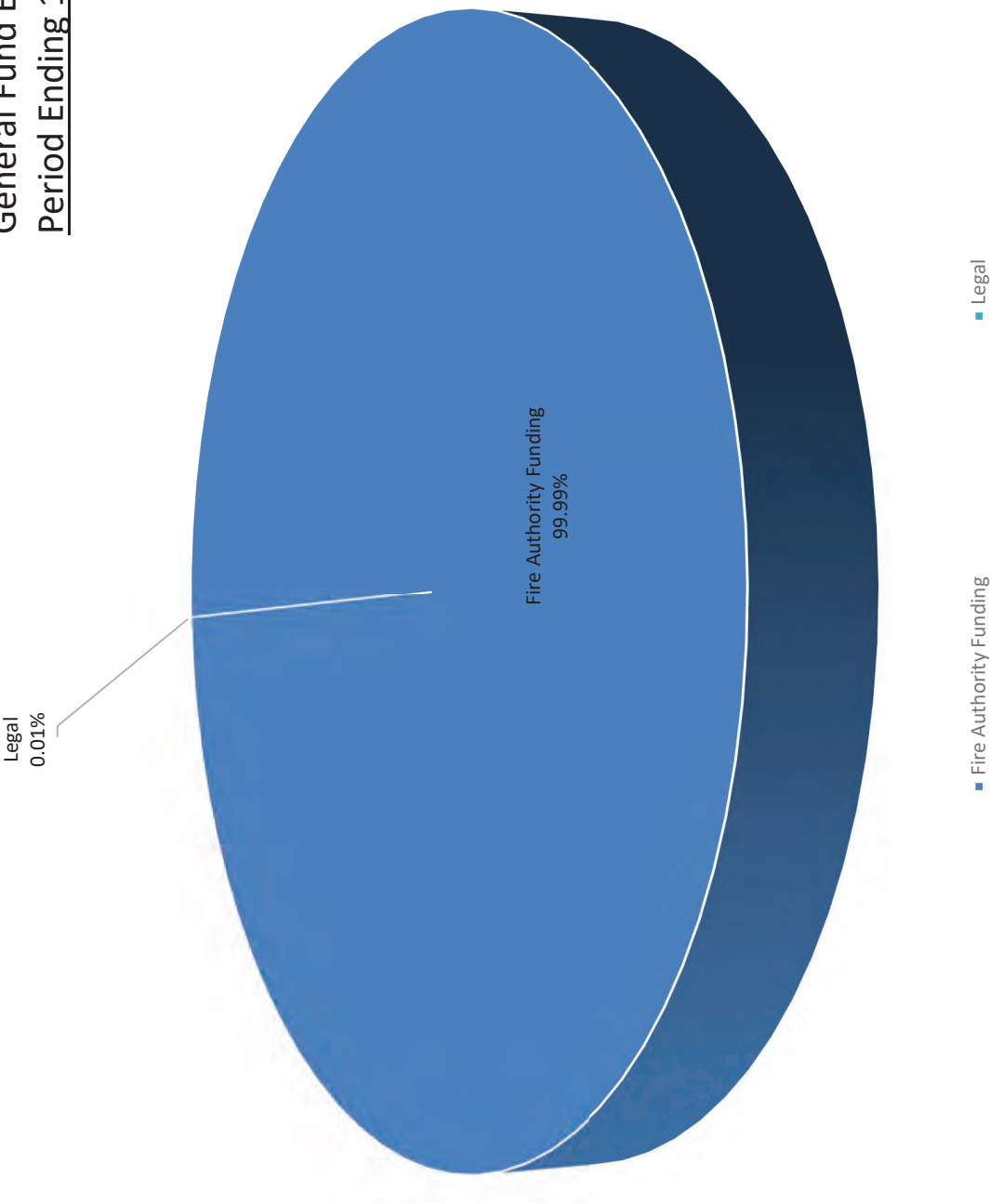
Chino Valley Fire District
FY 2023 - 2024
General Fund Revenue
Period Ending 11/30/2023



**CHINO VALLEY FIRE DISTRICT GENERAL FUND
EXPENSE GRAPH DATA**

		YTD	
Expense		Budget	%
Fire Authority Funding	\$ 2,584,526	\$ 6,013,391	99.99
Audit and Accounting	\$ -	\$ 8,000	0.00
Legal	\$ 135	\$ 5,000	0.01
Fire Board Expenses	\$ -	\$ 1,000	0.00
Miscellaneous Expenses	\$ 29	\$ -	0.00
TOTAL:	\$ 2,584,690	\$ 6,027,391	100.00

Chino Valley Fire District
FY 2023 - 2024
General Fund Expenditures
Period Ending 11/30/2023



CHINO VALLEY FIRE DISTRICT
GENERAL FUND - NOVEMBER, 2023

Real Estate Taxes:	\$	468,736.85
UPP Taxes:	\$	21,403.52
FDAT:	\$	49,600.86
Interest Received:	\$	-
Other:	\$	-

TOTAL:	\$	539,741.23
--------	----	------------

Transferred to CAFMA:	\$	2,584,526.08
-----------------------	----	--------------



Yavapai County Treasurer

Monthly Statement

Date Range: 11/1/2023 to 11/30/2023

Chino Valley Fire Dist GF
Fund: 6065540000



Yavapai County Treasurer

Monthly Statement

Date Range: 11/1/2023 to 11/30/2023

Account	Period	YTD		
6065540000	Chino Valley Fire Dist GF			
Begin Balance:	2,680,453.29	168,287.33		
Income:	539,741.23 ✓	3,241,139.53		
LOC Advance:	.00	.00		
Expense:	(2,584,689.91)	(2,773,922.25)	LOC:	.00
LOC Payments:	.00	.00	Warrants Outstanding:	.00
Cash Balance:	635,504.61	635,504.61	End:	635,504.61



Yavapai County Treasurer

Monthly Statement

Date Range: 11/1/2023 to 11/30/2023

Monthly Statement Summary

Source Code	Description	MTDAmount	YTDAmount
6065540000 Chino Valley Fire Dist GF		Beginning Balance:	
		2,680,453.29	168,287.33
11100.2021	2021 Real Estate Taxes	.04	.04
11100.2022	2022 Real Estate Taxes	5,516.23	39,507.80
11100.2023	2023 Real Estate Taxes	463,220.58	2,892,519.20
12100.2003	2003 Personal Property Taxes	.00	71.97
12100.2004	2004 Personal Property Taxes	.00	79.78
12100.2005	2005 Personal Property Taxes	.00	78.78
12100.2006	2006 Personal Property Taxes	.00	134.00
12100.2007	2007 Personal Property Taxes	.00	137.15
12100.2008	2008 Personal Property Taxes	.00	42.89
12100.2009	2009 Personal Property Taxes	.00	111.57
12100.2010	2010 Personal Property Taxes	.00	110.34
12100.2011	2011 Personal Property Taxes	.00	130.61
12100.2012	2012 Personal Property Taxes	5.04	184.70
12100.2013	2013 Personal Property Taxes	.00	144.92
12100.2014	2014 Personal Property Taxes	.00	197.25
12100.2015	2015 Personal Property Taxes	.00	192.30
12100.2016	2016 Personal Property Taxes	.00	145.86
12100.2017	2017 Personal Property Taxes	.00	168.47
12100.2018	2018 Personal Property Taxes	.00	132.81
12100.2019	2019 Personal Property Taxes	.00	292.96
12100.2020	2020 Personal Property Taxes	.00	2,500.79
12100.2021	2021 Personal Property Taxes	.00	5,806.93
12100.2022	2022 Personal Property Taxes	31.05	6,667.51
12100.2023	2023 Personal Property Taxes	21,367.43	71,669.94
37150.0	FDAT Distributions	49,600.86	217,535.47
38109.0	Interest on Investments St Treas	.00	1,235.66
38111.0	Interest on Investments	.00	9.09
38113.0	Interest on Investments-Wells Fargo	.00	1,330.74
90002.0	Interest Pd on Tax Roll Corrections	(28.83)	(142.66) ✓
91032.0	Warrants Redeemed	(135.00)	(810.00) ✓
91702.0	Transfer out	(2,584,526.08)	(2,772,969.59) ✓
Ending Balance:		635,504.61	635,504.61

Monthly Statement Detail

Date	Notes	Doc #	Amount	C/D
6065540000 Chino Valley Fire Dist GF			Beginning Balance: 2,680,453.29	
11100.2021	2021 Real Estate Taxes		Source Code Total: .04	
11/13	Tax Distribution	0	.04	C



Yavapai County Treasurer

Monthly Statement

Date Range: 11/1/2023 to 11/30/2023

11100.2022 2022 Real Estate Taxes		Source Code Total: 5,516.23	
11/01	Tax Distribution	0	49.40 C
11/01	Tax Distribution	0	267.05 C
11/01	Tax Distribution	0	214.50 C
11/01	Tax Distribution	0	37.08 C
11/03	Tax Distribution	0	198.01 C
11/06	Tax Distribution	0	106.42 C
11/07	Tax Distribution	0	113.20 C
11/07	Tax Distribution	0	29.99 C
11/08	Tax Distribution	0	104.36 C
11/09	Tax Distribution	0	130.70 C
11/13	Tax Distribution	0	911.41 C
11/13	Tax Distribution	0	11.52 C
11/15	Tax Distribution	0	207.70 C
11/17	Tax Distribution	0	1,597.95 C
11/20	Tax Distribution	0	142.04 C
11/28	Tax Distribution	0	31.49 C
11/29	Tax Distribution	0	1,363.41 C
11100.2023 2023 Real Estate Taxes		Source Code Total: 463,220.58	
11/01	Tax Distribution	0	7,512.66 C
11/01	Tax Distribution	0	23,561.82 C
11/01	Tax Distribution	0	9,385.37 C
11/01	Tax Distribution	0	13,036.82 C
11/01	Tax Distribution	0	24,666.73 C
11/01	Tax Distribution	0	8,819.63 C
11/02	Tax Distribution	0	8,532.37 C
11/02	Tax Distribution	0	19,247.40 C
11/02	Tax Distribution	0	6,653.65 C
11/02	Tax Distribution	0	4,188.39 C
11/02	Tax Distribution	0	3,273.05 C
11/02	Tax Distribution	0	9,450.23 C
11/03	Tax Distribution	0	6,985.30 C
11/03	Tax Distribution	0	17,172.99 C
11/03	Tax Distribution	0	3,150.87 C
11/03	Tax Distribution	0	2,611.46 C
11/03	Tax Distribution	0	6,518.66 C
11/06	Tax Distribution	0	5,500.76 C
11/06	Tax Distribution	0	12,566.98 C
11/06	Tax Distribution	0	4,551.82 C
11/06	Tax Distribution	0	11,777.45 C
11/07	Tax Distribution	0	6,259.69 C
11/07	Tax Distribution	0	(543.78) C
11/07	Tax Distribution	0	5,433.65 C



Yavapai County Treasurer

Monthly Statement

Date Range: 11/1/2023 to 11/30/2023

11/07	Tax Distribution	0	522.55	C
11/07	Tax Distribution	0	7,484.48	C
11/07	Tax Distribution	0	16,437.87	C
11/08	Tax Distribution	0	8,408.85	C
11/08	Tax Distribution	0	12,542.41	C
11/08	Tax Distribution	0	737.54	C
11/08	Tax Distribution	0	6,058.19	C
11/09	Tax Distribution	0	408.87	C
11/09	Tax Distribution	0	2,308.59	C
11/09	Tax Distribution	0	3,598.52	C
11/13	Tax Distribution	0	8,915.06	C
11/13	Tax Distribution	0	21,733.44	C
11/13	Tax Distribution	0	6.09	C
11/13	Tax Distribution	0	1,288.85	C
11/14	Tax Distribution	0	6,148.44	C
11/14	Tax Distribution	0	7,403.84	C
11/14	Tax Distribution	0	1,260.47	C
11/15	Tax Distribution	0	1,875.28	C
11/15	Tax Distribution	0	9,170.44	C
11/15	Tax Distribution	0	.49	C
11/15	Tax Distribution	0	3,570.57	C
11/15	Tax Distribution	0	4,788.99	C
11/16	Tax Distribution	0	2,587.52	C
11/16	Tax Distribution	0	10,044.58	C
11/16	Tax Distribution	0	6,434.12	C
11/16	Tax Distribution	0	.58	C
11/17	Tax Distribution	0	16,760.36	C
11/17	Tax Distribution	0	1,308.66	C
11/20	Tax Distribution	0	1,215.49	C
11/20	Tax Distribution	0	11,900.55	C
11/21	Tax Distribution	0	7,133.07	C
11/21	Tax Distribution	0	7,655.85	C
11/21	Tax Distribution	0	6.26	C
11/22	Tax Distribution	0	15,085.13	C
11/22	Tax Distribution	0	755.88	C
11/27	Tax Distribution	0	1,660.52	C
11/27	Tax Distribution	0	8,785.92	C
11/28	Tax Distribution	0	788.26	C
11/28	Tax Distribution	0	2,261.47	C
11/28	Tax Distribution	0	6,241.73	C
11/29	Tax Distribution	0	105.37	C
11/29	Tax Distribution	0	5,890.93	C
11/29	Tax Distribution	0	1,807.94	C



Yavapai County Treasurer

Monthly Statement

Date Range: 11/1/2023 to 11/30/2023

11/30 Tax Distribution	0	3,861.81	C
11/30 Tax Distribution	0	3,892.81	C
11/30 Tax Distribution	0	2,051.97	C
12100.2012 2012 Personal Property Taxes		Source Code Total: 5.04	
11/02 Tax Distribution	0	5.04	C
12100.2022 2022 Personal Property Taxes		Source Code Total: 31.05	
11/03 Tax Distribution	0	12.00	C
11/16 Tax Distribution	0	19.05	C
12100.2023 2023 Personal Property Taxes		Source Code Total: 21,367.43	
11/01 Tax Distribution	0	205.96	C
11/01 Tax Distribution	0	1,910.10	C
11/01 Tax Distribution	0	501.27	C
11/01 Tax Distribution	0	49.88	C
11/01 Tax Distribution	0	727.71	C
11/01 Tax Distribution	0	177.93	C
11/02 Tax Distribution	0	187.71	C
11/02 Tax Distribution	0	250.33	C
11/02 Tax Distribution	0	337.89	C
11/02 Tax Distribution	0	291.39	C
11/02 Tax Distribution	0	73.18	C
11/03 Tax Distribution	0	491.29	C
11/03 Tax Distribution	0	1,581.90	C
11/03 Tax Distribution	0	234.34	C
11/03 Tax Distribution	0	445.07	C
11/03 Tax Distribution	0	131.59	C
11/06 Tax Distribution	0	3,368.41	C
11/06 Tax Distribution	0	389.77	C
11/06 Tax Distribution	0	792.54	C
11/07 Tax Distribution	0	372.63	C
11/07 Tax Distribution	0	346.60	C
11/07 Tax Distribution	0	827.30	C
11/08 Tax Distribution	0	284.64	C
11/08 Tax Distribution	0	378.91	C
11/08 Tax Distribution	0	29.36	C
11/08 Tax Distribution	0	292.00	C
11/09 Tax Distribution	0	480.10	C
11/13 Tax Distribution	0	471.79	C
11/13 Tax Distribution	0	735.77	C
11/14 Tax Distribution	0	855.42	C
11/14 Tax Distribution	0	40.74	C
11/15 Tax Distribution	0	.01	C
11/15 Tax Distribution	0	382.05	C
11/15 Tax Distribution	0	.55	C



Yavapai County Treasurer

Monthly Statement

Date Range: 11/1/2023 to 11/30/2023

11/16	Tax Distribution	0	266.77	C
11/16	Tax Distribution	0	31.03	C
11/17	Tax Distribution	0	902.21	C
11/17	Tax Distribution	0	41.91	C
11/20	Tax Distribution	0	49.47	C
11/20	Tax Distribution	0	305.68	C
11/21	Tax Distribution	0	153.16	C
11/21	Tax Distribution	0	353.73	C
11/22	Tax Distribution	0	693.24	C
11/27	Tax Distribution	0	150.04	C
11/28	Tax Distribution	0	31.06	C
11/28	Tax Distribution	0	7.62	C
11/29	Tax Distribution	0	332.19	C
11/29	Tax Distribution	0	75.33	C
11/30	Tax Distribution	0	327.86	C
37150.0 FDAT Distributions			Source Code Total: 49,600.86	
11/01	Fire Dist Assistance Tax 0.136073	0	7,094.30	C
11/02	Fire Dist Assistance Tax 0.136073	0	5,837.35	C
11/03	Fire Dist Assistance Tax 0.136073	0	6,773.75	C
11/06	Fire Dist Assistance Tax 0.136073	0	2,937.12	C
11/07	Fire Dist Assistance Tax 0.136073	0	2,750.75	C
11/08	Fire Dist Assistance Tax 0.136073	0	2,004.58	C
11/09	Fire Dist Assistance Tax 0.136073	0	798.10	C
11/13	Fire Dist Assistance Tax 0.136073	0	1,663.63	C
11/14	Fire Dist Assistance Tax 0.136073	0	1,901.76	C
11/15	Fire Dist Assistance Tax 0.136073	0	1,343.00	C
11/16	Fire Dist Assistance Tax 0.136073	0	831.92	C
11/17	Fire Dist Assistance Tax 0.136073	0	1,700.02	C
11/20	Fire Dist Assistance Tax 0.136073	0	728.88	C
11/21	Fire Dist Assistance Tax 0.136073	0	936.13	C
11/22	Fire Dist Assistance Tax 0.136073	0	910.30	C
11/27	Fire Dist Assistance Tax 0.136073	0	852.40	C
11/28	Fire Dist Assistance Tax 0.136073	0	643.03	C
11/29	Fire Dist Assistance Tax 0.136073	0	1,244.09	C
11/30	Fire Dist Assistance Tax 0.136073	0	8,649.75	C
90002.0 Interest Pd on Tax Roll Corrections			Source Code Total: (28.83)	
11/13	85908 306-28-006A1 2021 Adjustment/Corr Refund	85908	(9.88)	D
11/13	85908 306-28-006A1 2021 Adjustment/Corr Refund	85908	(7.46)	D
11/13	85908 306-28-006A1 2023 Adjustment/Corr Refund	85908	(1.10)	D
11/13	85908 306-28-006A1 2022 Adjustment/Corr Refund	85908	(9.60)	D
11/22	86328 304-01-25309 2023 Adjustment/Corr Refund	86328	(.79)	D
91032.0 Warrants Redeemed			Source Code Total: (135.00)	
11/28	Paid Warrants	0	(135.00)	D



Yavapai County Treasurer

Monthly Statement

Date Range: 11/1/2023 to 11/30/2023

91702.0 Transfer out			Source Code Total: (2,584,526.08)		
11/08	Transfer Request per Karen; 11/8/23	0	(2,584,526.08)	D	
6065540000 Chino Valley Fire Dist GF			Ending Balance: 635,504.61		

Warrant Detail

Payee Name	Warrant	Amount	Issue Dt	Status Dt	Voucher
6065540000 Chino Valley Fire Dist GF			Account Total: 135.00		
Fund: 0655			Fund Total: 135.00		
Status: PAID			Status Total: 135.00		
/	0706550048	135.00	11/13/23	11/28/23	
Count		Amount			
Total PAID:		1	135.00		

BANK CONTROL ID: GEN - GENERAL FUND		DESC: GENERAL FUND	ACCOUNT NO: 0000000000000000
Beginning Balance:		11/01/2023	92,506.12
Service Credit:		11/01/2023	96.11
(Check and Charge):		11/01/2023	92,505.55
Adjustment:			90.00
Ending Balance Per Reconciliation:			\$635,504.61
Ending Balance Per Bank Statement:		11/01/2023	9,160.13
*Outstanding Service Credit:		11/01/2023	90.00
*Outstanding Check and Charge:		11/01/2023	90.00
Ending Book Balance:		11/30/23	\$635,504.61

* Outstanding amounts are all outstanding credits and charges dated prior or equal to the Reconciliation date.

Chino Valley Fire District
BR Checks and Charges Cleared
For the Bank Statement ending: 11/30/23

GEN		General Fund		General Fund		0000000000000000
Date	Document	Description	Module	Company	Amount	
11/13/23	706550048	Law Off. of Nicolas Cornelius	AP	CHINOV	\$135.00	
11/30/23	Cash With Yav Cty	Fire Authority Funding	GL	CHINOV	\$2,584,526.08	
11/30/23	Cash With Yav Cty	Interest Paid - Tax Roll Corre	GL	CHINOV	\$28.83	
TOTAL CHECKS AND CHARGES CLEARED:					\$2,584,689.91	

Chino Valley Fire District
BR Checks and Charges Outstanding
For the Bank Statement ending:

<u>Date</u>	<u>Document</u>	<u>Description</u>	<u>Module</u>	<u>Company</u>	<u>Amount</u>
-------------	-----------------	--------------------	---------------	----------------	---------------

TOTAL CHECKS AND CHARGES OUTSTANDING:

Chino Valley Fire District
BR Deposits and Credits Cleared
For the Bank Statement ending: 11/30/23

GEN		General Fund			0000000000000000
Date	Document	Description	Module	Company	Amount
11/30/23	Cash With Yav Cty	Tax Revenue - November 2023	GL	CHINOV	\$539,741.23
TOTAL DEPOSITS AND CREDITS CLEARED:					\$539,741.23

Chino Valley Fire District
BR Deposits and Credits Outstanding
For the Bank Statement ending:

Date	Document	Description	Module	Company	Amount
------	----------	-------------	--------	---------	--------

TOTAL DEPOSITS AND CREDITS OUTSTANDING:

Chino Valley Fire District
Bank Reconciliation Register

Document Number	Date	BR Status	Void?	Description	Date Cleared	Amount
-----------------	------	-----------	-------	-------------	--------------	--------

MODULE: CHECKS FROM ACCOUNTS PAYABLE

BANK CONTROL ID: GEN - GENERAL FUND						
706550048	11/13/23	Marked	No	Law Off. of Nicolas Cornelius	12/07/23	\$135.00
SUB TOTAL FOR BANK:						\$135.00
TOTAL FOR MODULE:						\$135.00

MODULE: JOURNAL ENTRIES FROM GENERAL LEDGER

BANK CONTROL ID: GEN - GENERAL FUND						
Cash With Yav Cty	11/30/23	Marked	No	Fire Authority Funding	12/07/23	\$2,584,526.08
Cash With Yav Cty	11/30/23	Marked	No	Tax Revenue - November 2023	12/07/23	\$539,741.23
Cash With Yav Cty	11/30/23	Marked	No	Interest Paid - Tax Roll Corre	12/07/23	\$28.83
SUB TOTAL FOR BANK:						\$3,124,296.14
TOTAL FOR MODULE:						\$3,124,296.14

Chino Valley Fire District
BR Adjustments Report
For the Bank Statement ending:

Date	Document	Description	GL Account	Offset Amt	Adj. Amt
------	----------	-------------	------------	------------	----------

DOCUMENT:

ADJUSTMENT DOCUMENT " TOTAL:

TOTAL FOR ALL ADJUSTMENTS:

Chino Valley Fire District

For the period of 99/9/1210 3hroTuh 99/02/1

FTOid: g92sMeOernaFTOid

	Current Period			Year To Date		
	Account	Actual	Budget	Variance	%	
Revenues						
	GenaRmnte 3nE	x\$, 4850, .46	x2.22	x\$, 4850, .46	2.2%	x180458220.1S
	5ernOha5roperity 3nE	19\$20.61	2.22	19\$20.61	2.2	192\$14.70
	Fire Dintri/A BmnrntnOae 3nE	\$78 22.4,	2.22	\$78 22.4,	2.2	194\$22\$ S0
)Qerent)OoCe-MeCernaFTQd	2.22	2.22	2.22	2.2	94\$05.2S
	GebntentGeffTQdm	2.22	2.22	2.22	2.2	gl822.22s
P inA GeveOTem	2.22	2.22	2.22	2.2	\$ \$0	
) et Revenues						
		\$79, 88, 669	\$2022	\$79, 88, 669	20%	\$581968310 9
Progra4 NrEenses						.302 %
Fire BTthority FTQdQd	92, S2292222	x184\$81, .24	x2.22	xgl84\$81, .24s	2.2%	xgl86268, 2.21s
Total Progra4 NrEenses						
		\$581. 85(021	\$2022	\$581. 85(021p	20%	\$58 278(2025p
Fund Raising NrEenses						x 202p%
BTdit & BAoTQdQd	92, \$2292222	x2.22	x2.22	x2.22	2.2%	x\$8222.22
Leunal erviAem- GoTtiOe	92, \$9292222	906.22	2.22	906.22s	2.2	18\$6.22
Fire l onrd REpeQnem	92, \$\$992222	2.22	2.22	2.22	2.2	926.92
P inABdCio	92, , 9292222	14.40	2.22	gl4.40s	2.2	011.56s
coQdQueOay REpeQne - c TtreQ	92\$42902222	2.22	2.22	2.22	2.2	128222.22
Total Fund Raising NrEenses						
		\$6(9019	\$2022	\$6(9019p	20%	\$5(87307
Total NrEenses						
		\$581. 81, 0.6		\$581. 81, 0.6p		\$58318 25Q 3p
) et Inco4 e xLoss						
		\$58. . 8. 1Q 1p	\$2022	\$58. . 8. 1Q 1p	20%	\$ 798 370(
						55(30 %

Chino Valley Fire District
Balance Sheet
As of 9/30/2023
Fund: (90) General Fund

Assets		
Current Assets		
Cash with Yavapai County	\$735,506.79	
8a4es Teceivaxle	977,066.25	
8otal Current Assets		\$R09,56R.R7
Total Assets		\$R09,56R.R7
Liabilities and Net Assets		
Current Liabilities		
Accounts Payaxle	\$210.00	
b eferred CoDpensation (Prop 8a4)	932,623.56	
8otal Current Liaxilities		\$932,7m8.56
Total Liabilities		\$932,7m8.56
Net Assets		
Fund Balance	\$235,3R0.93	
Current Year Net Assets	633,615.17	
Total Net Assets		77R,R55.Rm
Total Liabilities and Net Assets		\$R09,56m63

Chino Valley Fire District
GL Account Ledger - Detail By Period
11/1/2023 through 11/30/2023

Batch	Journal	Entry #	Date	Job	Document	Description	Debits	Credits	Balance
H3AH33ASAS33			CW T Y RT UWWWWPCL : 9 OU						\$10,307. AS
2340	CD	144261	11/13/23		706550048	Law Off. of Nicolas Cornelius - Cash Disbursement CORNIC	-	135.00	2,680,318.29
2341	GJ	144264	11/30/23		Cash With Yav Cty	Fire Authority Funding	-	2,584,526.08	95,792.21
2342	GJ	144265	11/30/23		Cash With Yav Cty	Tax Revenue - November 2023	539,741.23	-	635,533.44
2343	GJ	144270	11/30/23		Cash With Yav Cty	Interest Paid - Tax Roll Corrections	-	28.83	635,504.61
						CW T Y RT UWWWWPCL : 9 OU CL QW21 4	\$7. S066H4.	\$107,608, SASH	\$8.70736ASH
						CL QW2 L F 2EDGER4	\$7. S066H4.	\$107,608, SASH	\$8.70736ASH

Chino Valley Fire District
GL Trial Balance Worksheet
For The Period of 11/9/20 through 11/30/20

Account	Description	Balances				Adjustments
		Beginning	Debits	Credits	Ending	
12/1/22	ash Cith wa Yavai . o3ntp	y/ \$428, 0M8	y, 08\$71M0	y/ \$ 47\$548M1	y50, \$ 27M1	
TOTALS:		\$2,680,453.29	\$539,741.23	\$2,584,689.91	\$635,504.61	

* Inactive accounts are marked and appear in green

CHINO VALLEY FIRE DISTRICT
BOND DEBT SERVICE ACCOUNT BANK RECONCILIATION NOVEMBER, 2023

Reconciliation:

Beginning Balance:	\$	255,653.35
Tax Revenue:	\$	38,770.80
Interest Revenue:	\$	-
Fire District Deposits:	\$	-
Principal/Interest Payments:	\$	-
Interest Paid on Tax Roll Corrections:	\$	(2.49)
Ending Balance:	\$	294,421.66

Difference Between Balances: \$ -

Bank Statement Balance:

Balance Per Bank:	\$	294,421.66
Outstanding Checks:	\$	-
Outstanding Deposits:	\$	-

Ending Balance: \$ 294,421.66

Deposits Per Bank Statement:

Fire District Deposits:	\$	-
Real Estate Taxes:	\$	37,078.90
Personal Property Taxes:	\$	1,691.90
Interest Revenue:	\$	-
Other:	\$	-
Ending Balance:	\$	38,770.80

Reconciliation Approved By:



[Scott Freitag \(Dec 11, 2023 16:04 MST\)](#)

Scott Freitag, Fire Chief

Reconciliation Reviewed By:



[Cody Rose \(Dec 11, 2023 13:10 MST\)](#)

Cody Rose, Assistant Chief of Planning and Logistics

Reconciliation Prepared By:



Karen Mauldin, Finance Manager

CHINO VALLEY FIRE DISTRICT
BOND DEBT FUND - NOVEMBER, 2023

Real Estate Taxes:	\$	37,078.90
UPP Taxes:	\$	1,691.90
Interest Received:	\$	-
Other:	\$	-

TOTAL:	\$	38,770.80
--------	----	-----------



Yavapai County Treasurer

Monthly Statement

Date Range: 11/1/2023 to 11/30/2023

Chino Valley Fire Dist BDS
Fund: 6065640700

,



Yavapai County Treasurer

Monthly Statement

Date Range: 11/1/2023 to 11/30/2023

Account	Period	YTD		
6065640700	Chino Valley Fire Dist BDS			
Begin Balance:	255,653.35	53,186.62		
Income:	38,770.80 ✓	241,247.22		
LOC Advance:	.00	.00		
Expense:	(2.49) ✓	(12.18)	LOC:	.00
LOC Payments:	.00	.00	Warrants Outstanding:	.00
Cash Balance:	294,421.66	294,421.66	End:	294,421.66

Monthly Statement Summary

Source Code	Description	MTDAmount	YTDAmount
6065640700	Chino Valley Fire Dist BDS	Beginning Balance:	
		255,653.35	53,186.62
11100.2022	2022 Real Estate Taxes	469.52	3,362.66
11100.2023	2023 Real Estate Taxes	36,609.38	228,605.51
12100.2007	2007 Personal Property Taxes	.00	10.46
12100.2008	2008 Personal Property Taxes	.00	5.12
12100.2009	2009 Personal Property Taxes	.00	14.09
12100.2010	2010 Personal Property Taxes	.00	11.82
12100.2011	2011 Personal Property Taxes	.00	15.65
12100.2012	2012 Personal Property Taxes	.48	17.57
12100.2013	2013 Personal Property Taxes	.00	19.26
12100.2014	2014 Personal Property Taxes	.00	26.35
12100.2015	2015 Personal Property Taxes	.00	24.30
12100.2016	2016 Personal Property Taxes	.00	17.12
12100.2017	2017 Personal Property Taxes	.00	19.10
12100.2018	2018 Personal Property Taxes	.00	14.24
12100.2019	2019 Personal Property Taxes	.00	29.13
12100.2020	2020 Personal Property Taxes	.00	228.29
12100.2021	2021 Personal Property Taxes	.00	508.67
12100.2022	2022 Personal Property Taxes	2.64	567.49
12100.2023	2023 Personal Property Taxes	1,688.78	5,664.46
38109.0	Interest on Investments St Treas	.00	1,018.25
38111.0	Interest on Investments	.00	3.76
38113.0	Interest on Investments-Wells Fargo	.00	1,063.92
90002.0	Interest Pd on Tax Roll Corrections	(2.49)	(12.18)
Ending Balance:		294,421.66	294,421.66

Monthly Statement Detail

Date	Notes	Doc #	Amount	C/D
6065640700 Chino Valley Fire Dist BDS			Beginning Balance: 255,653.35	
11100.2022	2022 Real Estate Taxes		Source Code Total: 469.52	
11/01	Tax Distribution	0	4.20	C



Yavapai County Treasurer

Monthly Statement

Date Range: 11/1/2023 to 11/30/2023

11/01	Tax Distribution	0	22.74	C
11/01	Tax Distribution	0	18.26	C
11/01	Tax Distribution	0	3.16	C
11/03	Tax Distribution	0	16.85	C
11/06	Tax Distribution	0	9.06	C
11/07	Tax Distribution	0	9.63	C
11/07	Tax Distribution	0	2.55	C
11/08	Tax Distribution	0	8.88	C
11/09	Tax Distribution	0	11.12	C
11/13	Tax Distribution	0	77.58	C
11/13	Tax Distribution	0	.98	C
11/15	Tax Distribution	0	17.68	C
11/17	Tax Distribution	0	136.01	C
11/20	Tax Distribution	0	12.09	C
11/28	Tax Distribution	0	2.68	C
11/29	Tax Distribution	0	116.05	C
11100.2023 2023 Real Estate Taxes			Source Code Total: 36,609.38	
11/01	Tax Distribution	0	593.78	C
11/01	Tax Distribution	0	1,862.19	C
11/01	Tax Distribution	0	741.77	C
11/01	Tax Distribution	0	1,030.32	C
11/01	Tax Distribution	0	1,949.53	C
11/01	Tax Distribution	0	697.05	C
11/02	Tax Distribution	0	674.35	C
11/02	Tax Distribution	0	1,521.25	C
11/02	Tax Distribution	0	525.86	C
11/02	Tax Distribution	0	331.04	C
11/02	Tax Distribution	0	258.67	C
11/02	Tax Distribution	0	746.88	C
11/03	Tax Distribution	0	552.06	C
11/03	Tax Distribution	0	1,357.38	C
11/03	Tax Distribution	0	249.01	C
11/03	Tax Distribution	0	206.39	C
11/03	Tax Distribution	0	515.20	C
11/06	Tax Distribution	0	434.75	C
11/06	Tax Distribution	0	993.20	C
11/06	Tax Distribution	0	359.73	C
11/06	Tax Distribution	0	930.82	C
11/07	Tax Distribution	0	494.73	C
11/07	Tax Distribution	0	(42.98)	C
11/07	Tax Distribution	0	429.43	C
11/07	Tax Distribution	0	41.29	C
11/07	Tax Distribution	0	591.49	C



Yavapai County Treasurer

Monthly Statement

Date Range: 11/1/2023 to 11/30/2023

11/07	Tax Distribution	0	1,299.15	C
11/08	Tax Distribution	0	664.58	C
11/08	Tax Distribution	0	991.26	C
11/08	Tax Distribution	0	58.28	C
11/08	Tax Distribution	0	478.81	C
11/09	Tax Distribution	0	32.31	C
11/09	Tax Distribution	0	182.46	C
11/09	Tax Distribution	0	284.39	C
11/13	Tax Distribution	0	704.57	C
11/13	Tax Distribution	0	1,717.67	C
11/13	Tax Distribution	0	.48	C
11/13	Tax Distribution	0	101.86	C
11/14	Tax Distribution	0	485.91	C
11/14	Tax Distribution	0	585.16	C
11/14	Tax Distribution	0	99.61	C
11/15	Tax Distribution	0	148.22	C
11/15	Tax Distribution	0	724.76	C
11/15	Tax Distribution	0	.04	C
11/15	Tax Distribution	0	281.76	C
11/15	Tax Distribution	0	378.49	C
11/16	Tax Distribution	0	204.49	C
11/16	Tax Distribution	0	793.87	C
11/16	Tax Distribution	0	508.51	C
11/16	Tax Distribution	0	.04	C
11/17	Tax Distribution	0	1,324.64	C
11/17	Tax Distribution	0	103.00	C
11/20	Tax Distribution	0	96.07	C
11/20	Tax Distribution	0	940.55	C
11/21	Tax Distribution	0	563.75	C
11/21	Tax Distribution	0	605.02	C
11/21	Tax Distribution	0	.49	C
11/22	Tax Distribution	0	1,192.44	C
11/22	Tax Distribution	0	59.74	C
11/27	Tax Distribution	0	131.24	C
11/27	Tax Distribution	0	694.36	C
11/28	Tax Distribution	0	62.30	C
11/28	Tax Distribution	0	178.73	C
11/28	Tax Distribution	0	493.31	C
11/29	Tax Distribution	0	8.33	C
11/29	Tax Distribution	0	465.60	C
11/29	Tax Distribution	0	142.89	C
11/30	Tax Distribution	0	305.20	C
11/30	Tax Distribution	0	307.68	C



Yavapai County Treasurer

Monthly Statement

Date Range: 11/1/2023 to 11/30/2023

11/30 Tax Distribution	0	162.17	C
12100.2012 2012 Personal Property Taxes		Source Code Total: .48	
11/02 Tax Distribution	0	.48	C
12100.2022 2022 Personal Property Taxes		Source Code Total: 2.64	
11/03 Tax Distribution	0	1.02	C
11/16 Tax Distribution	0	1.62	C
12100.2023 2023 Personal Property Taxes		Source Code Total: 1,688.78	
11/01 Tax Distribution	0	16.29	C
11/01 Tax Distribution	0	150.96	C
11/01 Tax Distribution	0	39.62	C
11/01 Tax Distribution	0	3.94	C
11/01 Tax Distribution	0	57.53	C
11/01 Tax Distribution	0	14.07	C
11/02 Tax Distribution	0	14.84	C
11/02 Tax Distribution	0	19.78	C
11/02 Tax Distribution	0	26.71	C
11/02 Tax Distribution	0	23.03	C
11/02 Tax Distribution	0	5.78	C
11/03 Tax Distribution	0	38.82	C
11/03 Tax Distribution	0	125.03	C
11/03 Tax Distribution	0	18.53	C
11/03 Tax Distribution	0	35.17	C
11/03 Tax Distribution	0	10.40	C
11/06 Tax Distribution	0	266.22	C
11/06 Tax Distribution	0	30.80	C
11/06 Tax Distribution	0	62.64	C
11/07 Tax Distribution	0	29.45	C
11/07 Tax Distribution	0	27.40	C
11/07 Tax Distribution	0	65.38	C
11/08 Tax Distribution	0	22.49	C
11/08 Tax Distribution	0	29.94	C
11/08 Tax Distribution	0	2.32	C
11/08 Tax Distribution	0	23.08	C
11/09 Tax Distribution	0	37.94	C
11/13 Tax Distribution	0	37.29	C
11/13 Tax Distribution	0	58.15	C
11/14 Tax Distribution	0	67.62	C
11/14 Tax Distribution	0	3.22	C
11/15 Tax Distribution	0	30.19	C
11/15 Tax Distribution	0	.05	C
11/16 Tax Distribution	0	21.08	C
11/16 Tax Distribution	0	2.45	C
11/17 Tax Distribution	0	71.31	C



Yavapai County Treasurer

Monthly Statement

Date Range: 11/1/2023 to 11/30/2023

11/17	Tax Distribution	0	3.31	C
11/20	Tax Distribution	0	3.91	C
11/20	Tax Distribution	0	24.16	C
11/21	Tax Distribution	0	12.10	C
11/21	Tax Distribution	0	27.95	C
11/22	Tax Distribution	0	54.79	C
11/27	Tax Distribution	0	11.86	C
11/28	Tax Distribution	0	2.46	C
11/28	Tax Distribution	0	.60	C
11/29	Tax Distribution	0	26.25	C
11/29	Tax Distribution	0	5.95	C
11/30	Tax Distribution	0	25.92	C
90002.0 Interest Pd on Tax Roll Corrections			Source Code Total: (2.49)	
11/13	85908 306-28-006A1 2021 Adjustment/Corr Refund	85908	(.87)	D
11/13	85908 306-28-006A1 2021 Adjustment/Corr Refund	85908	(.65)	D
11/13	85908 306-28-006A1 2023 Adjustment/Corr Refund	85908	(.09)	D
11/13	85908 306-28-006A1 2022 Adjustment/Corr Refund	85908	(.82)	D
11/22	86328 304-01-25309 2023 Adjustment/Corr Refund	86328	(.06)	D
6065640700 Chino Valley Fire Dist BDS			Ending Balance: 294,421.66	

BANK CONTROL ID: BDS - YAVAPAI COUNTY TREASURER		DESC: BOND DEBT SERVICE	ACCOUNT NO: 6-65640-7000
Beginning Balance	11/01/23		9P\$5,511.13
Deposits and Credits			917,110.703
Checks and Charges			(9P.6) A
Adjustments			90.003
Ending Balance Per Reconciliation:			\$294,421.66
Ending Balance per Bank Statement	11/01/23		9P) 6,6P. 553
* Outstanding Deposits and Credits	11/01/23		90.003
* Outstanding Checks and Charges	11/01/23		90.003
Ending Book Balance:			\$294,421.66

* Outstanding amounts are all outstanding credits and charges dated prior or equal to the Reconciliation date.

Chino Valley Fire District
BR Checks and Charges Cleared
For the Bank Statement ending: 11/30/23

BDS		Yavapai County Treasurer		Bond Debt Service		6-65640-7000
Date	Document	Description	Module	Company	Amount	
11/30/23	Cash With Yav Cty	BDS Interest Paid - Tax Roll C	GL	CHINOV	\$2.49	
TOTAL CHECKS AND CHARGES CLEARED:					\$2.49	

Chino Valley Fire District
BR Checks and Charges Outstanding
For the Bank Statement ending2

<u>Date</u>	<u>Document</u>	<u>Description</u>	<u>Module</u>	<u>Company</u>	<u>Amount</u>
-------------	-----------------	--------------------	---------------	----------------	---------------

TOTAL CHECKS AND CHARGES OUTSTANDING:

Chino Valley Fire District
BR Deposits and Credits Cleared
For the Bank Statement ending: 11/30/23

BDS		Yavapai County Treasurer		Bond Debt Service		6-65640-7000	
Date	Document	Description	Module	Company	Amount		
11/30/23	Cash With Yav Cty	BDS Tax Revenue - November 202	GL	CHINOV	\$38,770.80		
TOTAL DEPOSITS AND CREDITS CLEARED:						\$38,770.80	

Chino Valley Fire District
BR Deposits and Credits Outstanding
For the Bank Statement ending:

Date	Document	Description	Module	Company	Amount
------	----------	-------------	--------	---------	--------

TOTAL DEPOSITS AND CREDITS OUTSTANDING:

Chino Valley Fire District
Bank Reconciliation Register

Document Number	Date	BR Status	Void?	Description	Date Cleared	Amount
MODULE: JOURNAL ENTRIES FROM GENERAL LEDGER						
BANK CONTROL ID: BDS - YAVAPAI COUNTY TREASURER						
Cash With Yav Cty	11/30/23	Marked	No	BDS Tax Revenue - November 202	12/07/23	\$38,770.80
Cash With Yav Cty	11/30/23	Marked	No	BDS Interest Paid - Tax Roll C	12/07/23	\$2.49
SUB TOTAL FOR BANK:						\$38,773.29
TOTAL FOR MODULE:						\$38,773.29

Chino Valley Fire District
BR Adjustments Report
For the Bank Statement ending:

Date	Document	Description	GL Account	Offset Amt	Adj. Amt
------	----------	-------------	------------	------------	----------

DOCUMENT:

ADJUSTMENT DOCUMENT " TOTAL:

TOTAL FOR ALL ADJUSTMENTS:

Chino Valley Fire District

October 1, 2010

General Fund to Budgetary Control

For the period of 9/9/12 to 9/30/12

FTD: 7/25/10 to 9/30/12

	Account	Current Period			%	Actual	Year To Date			%
		Budget	Variance				Budget	Variance		
Revenues										
w enaRnhte 3nE	72712222221	x0S\$S5., 2	x2,22	x0S\$S5., 2	2,2%	xPP7\$90,P2	x2,22	xPP7\$90,P2	2,2%	
	72712622222	9P, 9., 2	2,22	9P, 9., 2	2,2	9S\$67,19	2,22	9S\$67,19	2,2	
	Net Revenues		\$38,770.80	\$0.00	\$38,770.80	0.0 %	\$682,167.81	\$0.00	\$682,167.81	0.0 %
Income (Loss) from Operations										
		\$38,770.80	\$0.00	\$38,770.80	0.0%	\$682,167.81	\$0.00	\$682,167.81	0.0%	
Other Income (Expense)										
oCd Debt l er4/Ae)Qerent v e4eOfe	72702222222	x2,22	x2,22	x2,22	2,2%	x5\$9.,55	x2,22	x5\$9.,55	2,2%	
	72P22222222	2,22	2,22	2,22	2,2	gP2\$22,22s	2,22	gP2\$22,22s	2,2	
	72P92222222	g1,7. s	2,22	g1,7. s	2,2	g57\$PP,25s	2,22	g57\$PP,25s	2,2	
Total Other Income (Expense)		\$(2.49)	\$0.00	\$(2.49)	0.0 %	\$(435,646.20)	\$0.00	\$(435,646.20)	0.0 %	
Net Income (Loss)		\$38,768.31	\$0.00	\$38,768.31	0.0%	\$246,521.61	\$0.00	\$246,521.61	0.0%	

12/7/23
3:10:54 PM

Chino Valley Fire District

Balance Sheet

As of 11/30/2023

Fund: (40) Bond Service Fund
Account: (1105) Not Defined

Assets		
<u>Current Assets</u>		
Bond Debt Service	\$294,421.66	
Total Current Assets		\$294,421.66
Total Assets		\$294,421.66
Total Liabilities and Net Assets		\$0.00

Chino Valley Fire District
GL Account Ledger - Detail By Period
11/1/2023 through 11/30/2023

Batch	Journal	Entry #	Date	Job	Document	Description	Debits	Credits	Balance
84.1143.4.4.444						B5 OD DEBN TESVRE			\$633,930.03
2344	GJ	144271	11/30/23		Cash With Yav Cty	BDS Tax Revenue - November 2023	38,770.80	-	294,424.15
2345	GJ	144275	11/30/23		Cash With Yav Cty	BDS Interest Paid - Tax Roll Corrections	-	2.49	294,421.66
						B5 OD DEBN TESVRE N5 N ATL	\$0,774.: 4	\$6.82	\$628,861.99
						N5 N A 5 F AEDGESL	\$0,774.: 4	\$6.82	\$628,861.99

Chino Valley Fire District
GL Trial Balance Worksheet
For The Period of 11/02/23 through 11/02/23

Account	Description	Balances				Adjustments
		Beginning	Debits	Credits	Ending	
2512020222	Bond Service	1,000,000.00	3,000,000.00	1,000,000.00	1,000,000.00	
TOTALS:		1,000,000.00	3,000,000.00	1,000,000.00	1,000,000.00	

* Inactive accounts are marked and appear in grey


11.2023 CHINO BDS BR Signature Page

Final Audit Report


2023-12-11


Created:	2023-12-11
By:	Karen Mauldin (kmauldin@cazfire.gov)
Status:	Signed
Transaction ID:	CBJCHBCAABAAH_en2YHMuQASJpEXhw9bLrkKaEWh_8aP

"11.2023 CHINO BDS BR Signature Page" History


 Document created by Karen Mauldin (kmauldin@cazfire.gov)
2023-12-11 - 6:28:59 PM GMT


 Document emailed to Cody Rose (crose@cazfire.gov) for signature
2023-12-11 - 6:44:55 PM GMT


 Email viewed by Cody Rose (crose@cazfire.gov)
2023-12-11 - 6:45:10 PM GMT

 Document e-signed by Cody Rose (crose@cazfire.gov)
Signature Date: 2023-12-11 - 8:10:40 PM GMT - Time Source: server

 Document emailed to Scott Freitag (sfreitag@cazfire.gov) for signature
2023-12-11 - 8:10:45 PM GMT

 Email viewed by Scott Freitag (sfreitag@cazfire.gov)
2023-12-11 - 8:11:21 PM GMT

 Document e-signed by Scott Freitag (sfreitag@cazfire.gov)
Signature Date: 2023-12-11 - 11:04:43 PM GMT - Time Source: server

 Agreement completed.
2023-12-11 - 11:04:43 PM GMT



2024 – 2025 FISCAL YEAR

BUDGET DEVELOPMENT SCHEDULE

December	18	1600 hrs.	Approve Budget Schedule – CVFD, CYFD, CAFMA
January	18	1700 hrs.	All Base Budget forms submitted to Appropriate Chiefs with written justifications
January	25	1700 hrs.	All Base Budget changes to Assistant Chief Admin
February	05	1000 hrs.	Senior Staff Discuss Base Budget's
February	08	0900 hrs.	Wage & Benefit Committee Meeting – discuss requests
February	20		Obtain Final Assessed Value from Yavapai County
February	22	1700 hrs.	PIR's / special requests must be submitted to Assistant Chiefs with written justifications
February	26	1600 hrs.	Board Meeting – Discuss Budget Guidelines/ Fiscal Projections
March	04	1000 hrs.	Senior Staff Discuss Base Budgets and PIR's / special requests
March	05	0900 hrs.	Labor/ Management Meeting – wage/ benefit requests
March	14	0900 hrs.	Wage & Benefit Committee Meeting – discuss requests
March	25	1600 hrs.	Board Meeting – Budget Progress Report
April		TBD	Fire Board Special Budget Workshop – Labor Presentation
April	22	1600 hrs.	Board Meeting – Present Draft Budget
May	23	1600 hrs.	Board Meeting – Approve Tentative Budget
May	28		Publish and Post Tentative Budget (website & 3 public locations)
June	24	1600 hrs.	Board Meeting - <u>Public Hearing & Final Budget Adoption</u>
June	25	ASAP	Deliver Budget to Yavapai County (Due August 1 st)
July	01		Beginning of New Budget and Fiscal Year
August	01		Tax Rate Set by Yavapai County Board of Supervisors