

## AGENDA

**Central Arizona Fire and Medical Authority  
Chino Valley Fire District Board of Directors  
CV Regular Meeting**

**Monday, April 22, 2024, 4:00 pm - 4:30 pm**

**Central Arizona Fire and Medical Authority, Administration, 8603 E. Eastridge Drive,  
Prescott Valley**

### NOTICE OF MEETING

Pursuant to A.R.S. § 38-431.02, notice is hereby given to the members of the Chino Valley Fire District Board of Directors and the general public that the **Chino Valley Fire District** will hold a meeting open to the public on **Monday, April 22, 2024 at 4:00 p.m.** The meeting will be held at the **Central Arizona Fire and Medical Authority, Administration, 8603 E. Eastridge Drive, Prescott Valley, Arizona.** The Board may vote to go into Executive Session on any agenda item, pursuant to A.R.S. §38-431.03(A)(3) for discussion and consultation for legal advice with the District's Attorney on matters as set forth in the agenda item. The following topics and any variables thereto, will be subject to Board consideration, discussion, approval, or other action. All items are set for possible action. Members may attend in person or via remote methods of communication.

1. CALL TO ORDER / ROLL CALL OF BOARD MEMBERS
2. PLEDGE OF ALLEGIANCE
3. BOARD MEMBER REPORTS

Reports are informational only. Any item articulated in the reports is subject to clarification, discussion, and direction by the Board; no action will be taken.

4. CALL TO THE PUBLIC

In accordance with A.R.S. §38-431.01(H) and as a matter of policy, the Chino Valley Fire District Board has decided to allow public comments as time permits. Therefore, those wishing to address the Board regarding an issue within the jurisdiction of this public body may do so in an orderly manner that includes completing a Call to the Public Form and submitting it to staff for the record. If a written statement is being read, please provide a copy to ensure it is entered into the record accurately. Individuals will be limited to speak for three (3) minutes and Call to the Public shall not exceed 15 minutes per meeting.

5. CONSENT AGENDA

All matters listed under consent agenda are considered to be routine by the Chino Valley Fire District Board and will be enacted by one motion. There will be no separate discussion on these items. Any item may be removed by a Board member and will be considered separately for motion, discussion and action.

- A. Approve Regular Session Minutes - March 25, 2024
- B. Approve Budget Work Study Session Minutes - April 8, 2024
- C. Approve General Fund Financial Statements
- D. Approve Bond Debt Service Financials

6. NEW BUSINESS

- A. Discussion and Possible Direction to Staff Regarding FY 2024-2025 Budget Process and Draft Budget Update

7. ADJOURNMENT

Disabled persons needing reasonable accommodations should call 928-772-7711 prior to the scheduled meeting.

## MINUTES

**Central Arizona Fire and Medical Authority  
Chino Valley Fire District Board of Directors  
CV Regular Meeting  
Monday, March 25, 2024, 4:00 pm - 4:30 pm  
Central Arizona Fire and Medical Authority, Administration, 8603 E. Eastridge Drive,  
Prescott Valley**

### **In-Person Attendance**

Cody Rose; Dave Dobbs; Denise Krizo; Lee Barnes; Lorette Stewart; Scott A Freitag; Susanne Dixon

### **Remote Attendance**

Carrie Zambrano; Jodie Denike; Nicolas Cornelius

### **Not In Attendance**

Cyndy Dicus

## **NOTICE OF MEETING**

Pursuant to A.R.S. § 38-431.02, notice is hereby given to the members of the Chino Valley Fire District Board of Directors and the general public that the **Chino Valley Fire District** will hold a meeting open to the public on **Monday, March 25, 2024 at 4:00 p.m.** The meeting will be held at the **Central Arizona Fire and Medical Authority, Administration, 8603 E. Eastridge Drive, Prescott Valley, Arizona.** The Board may vote to go into Executive Session on any agenda item, pursuant to A.R.S. §38-431.03(A)(3) for discussion and consultation for legal advice with the District's Attorney on matters as set forth in the agenda item. The following topics and any variables thereto, will be subject to Board consideration, discussion, approval, or other action. All items are set for possible action. Members may attend in person or via remote methods of communication.

### 1. CALL TO ORDER / ROLL CALL OF BOARD MEMBERS

**Clerk Dobbs called the meeting to order at 4:04 p.m.**

### 2. PLEDGE OF ALLEGIANCE

**Clerk Dobbs led the Pledge of Allegiance.**

### 3. CALL TO THE PUBLIC

In accordance with A.R.S. §38-431.01(H) and as a matter of policy, the Chino Valley Fire District Board has decided to allow public comments as time permits. Therefore, those wishing to address the Board regarding an issue within the jurisdiction of this public body may do so in an orderly manner that includes completing a Call to the Public Form and submitting it to staff for the record. If a written statement is being read, please provide a copy to ensure it is entered into the record accurately. Individuals will be limited to speak for three (3) minutes and Call to the Public shall not exceed 15 minutes per meeting.

**There were no public comments.**

### 4. CONSENT AGENDA

All matters listed under consent agenda are considered to be routine by the Chino Valley Fire District Board and will be enacted by one motion. There will be no separate discussion on these items. Any item may be removed by a Board member and will be considered separately for motion, discussion and action.

- A. Approve Regular Session Minutes - January 22, 2024
- B. Approve Special Session Minutes - February 5, 2024
- C. Approve January 2024 General Fund Financial Statements
- D. Approve January 2024 Bond Debt Service Financials
- E. Approve February 2024 General Fund Financial Statements
- F. Approve February 2024 Bond Debt Service Financials
- G. Approve Annexation and Resolution 2024-01, Horses with Heart, Parcel 102-01-216B

**Motion to approve the Consent Agenda.**

Move: Lorette Stewart Second: Carrie Zambrano Status: Passed

Yes: Dave Dobbs, Lorette Stewart, Carrie Zambrano, Jodie Denike

5. ADJOURNMENT

**Motion to adjourn at 4:06 p.m.**

Move: Lorette Stewart Second: Jodie Denike Status: Passed

Yes: Dave Dobbs, Lorette Stewart, Carrie Zambrano, Jodie Denike

## MINUTES

**Central Arizona Fire and Medical Authority  
Central Yavapai / Chino Valley / Central Arizona Fire and Medical  
Budget Work Study Session  
Monday, April 8, 2024, 2:00 pm - 4:00 pm  
Central Arizona Fire and Medical Authority, Administration, 8603 E. Eastridge Drive,  
Prescott Valley**

### **In-Person Attendance**

Andy Reinhardt; Cody Rose; Dave Dobbs; Denise Krizo; Lee Barnes; Matt Zurcher; Pete Gordon; Rick Anderson; Scott A Freitag

### **Remote Attendance**

Gayle Pickett

### **Not In Attendance**

Carrie Zambrano; Cyndy Dicus; Jodie Denike; Lorette Stewart

## **NOTICE OF MEETING**

Pursuant to A.R.S. § 38-431.02, notice is hereby given to the members of the Chino Valley Fire District, Central Yavapai Fire District, and Central Arizona Fire and Medical Authority Board of Directors and the general public that the Chino Valley Fire District, Central Yavapai Fire District, and **Central Arizona Fire and Medical Authority** will hold a special meeting open to the public on **Monday, April 8, 2024 at 2:00 p.m.** The meeting will be held at **Central Arizona Fire and Medical Authority, Administration, 8603 E. Eastridge Drive, Prescott Valley, Arizona.** The Board(s) may vote to go into Executive Session on any agenda item, pursuant to A.R.S. §38-431.03(A)(3) for discussion and consultation for legal advice with Agencies' Attorney on matters as set forth in the agenda item. The following topics and any variables thereto, will be subject to Board consideration, discussion, approval, or other action. All items are set for possible action. Members may attend in person or via remote methods of communication.

1. CALL TO ORDER / ROLL CALL OF BOARD MEMBERS - CHINO VALLEY FIRE DISTRICT

**A quorum was not present for the Chino Valley Fire District.**

2. CALL TO ORDER / ROLL CALL OF BOARD MEMBERS - CENTRAL YAVAPAI FIRE DISTRICT

**Chair Zurcher called the Central Yavapai Fire District meeting to order at 2:02 p.m.**

3. CALL TO ORDER / ROLL CALL OF BOARD MEMBERS - CENTRAL ARIZONA FIRE AND MEDICAL AUTHORITY

**Chair Zurcher called the Central Arizona Fire and Medical Authority meeting to order at 2:02 p.m.**

4. PLEDGE OF ALLEGIANCE

**Chair Zurcher led the Pledge of Allegiance.**

5. PRESENTATIONS

A. **United Yavapai Firefighters Local 3066: Wage and Benefits for Fiscal Year 2025**  
**Union President Ben Roche said there is no presentation at this time.**

B. **Budget Work Study**

**Chief Rose presented the draft budget, describing the process of how he and Chief Barnes arrived at the totals for 2024-2025. Some of the totals may be adjusted by the April board meetings. He then reminded the board members that after the tentative budget approval in May, it can be decreased, but no increases can be made. He explained our Net Assessed Valuation (NAV) history, sharing the history and forecast through budget year 2029.**

**Chief Freitag noted that our NAV amounts are higher even though we are getting back to where we were in 2008-2010 years.**

**Regarding expenditure history and projections, Chief Rose shared that the collected tax levy will cover costs of Maintenance and Operating (M & O) expenses currently; the tax levy funds are projected to continue covering M & O expenses going forward.**

**The projection basis for expenditures had to be increased. There was an equipment increase to 15% from 5% because parts and services costs, as well as fuel, have gone up significantly. Continued implementation of the staffing plan and the three year wage adjustments, insurance and retirement costs have added to the increased expenses. If the Certificate of Necessity (CON) is approved, there will be an additional 12 personnel added for ambulance service.**

**Chief Rose shared budget highlights, which included our NAV increasing by 9% and applying for several grants such as the SAFER grant for \$120,000. There are some budget challenges including keeping personnel wages at or around 75% compared to surrounding agencies, and maintaining organizational sustainability. If approved, this budget would implement wage scale adjustments over the next three years for all personnel including a 3% cost of living adjustment (COLA) in years two and three.**

**Chief Freitag stated that the Legado fire highlighted just how much we need additional fire personnel; we cannot keep pushing it off. He added that CAFMA is in need of a ladder truck to support current operations since Legado will be rebuilding. There are also plans for new hotels and multi-level housing; we need to make sure we have all the equipment in case of another structure fire. Chief Rose specified that the goal is to have two trucks in case one is unavailable due to required maintenance.**

**Director Gordon asked for clarification on the timeline for purchase of a ladder truck plus three engines. Both Chief Freitag and Chief Rose confirmed that the purchase of the ladder truck would be moved up.**

**Director Dobbs commented that it should not be at the expense of more personnel. Chief Freitag assured him that buying a ladder truck does not impact the budget on staffing, it is deferring the purchase of an engine for a ladder truck.**

Clerk Reinhardt asked what the service longevity is on engines. Chief Rose answered about 20 years, however, longevity is based use, time idling, and weight, which all create wear and tear on the engine. Union President Roche added that refurbishments do not go as far on engines.

Chair Zurcher confirmed that Chief Rose is always looking for the best prices and should something become available, he will need to be ready to purchase. Since it takes years to get engines once we've ordered, Chief Rose will also be looking for demos for purchase. Chief Freitag said staff will present the purchase request to the board in April. If the board approves, Chief Rose could purchase a demo ladder truck should one become available. Chair Zurcher offered that the board could have a special meeting to approve a purchase if need be.

Director Gordon supported adding the purchase of a ladder truck to the draft budget that will be presented at the April board meetings, stating that he recognizes that it is not just our fire district, it is a regional issue of not having the resources. Chief Freitag stated that Prescott Fire also recognizes this and is looking to pass a public safety tax; Prop 310 would have been helpful since CAFMA cannot get a public safety tax. We will be looking to ask for a tax increase.

Chair Zurcher pointed out that we have been fiscally safe in budgeting, and right now the public is supportive of CAFMA but does not have any idea how the fire district is funded and why the taxes will be going up. Had it had been drier conditions the outcome could have been worse for the town.

In the coming weeks, Chief Freitag, along with Chief Durre will be speaking at the Town of Prescott Valley and the Prescott Council meeting about the Legado fire and fire district needs.

Looking at the draft budget, Union President Roche asked for clarification about new firefighter positions and the hiring timeline. Chief Freitag explained the tentative hiring numbers and goals through the year 2029, adding that we will have to continue to bolster our personnel after the three year plan.

Director Pickett commented that we should look to move ahead with the purchase of the ladder truck while the Legado fire is still fresh in the public's minds and going forward, work to get financial assistance from local developers. With the Legado fire making state-wide news, plus continued growth and larger call volume, Director Gordon and Clerk Dobbs agreed that there is a need to purchase equipment and get people hired.

## 6. ADJOURNMENT

**The Joint Budget Work Study Session was adjourned at 3:33 p.m.**

**CHINO VALLEY FIRE DISTRICT**  
**GENERAL FUND BANK RECONCILIATION MARCH, 2024**

<b>Reconciliation:</b>	
Beginning Balance 03/01/2024:	\$ 168,094.60
Tax Revenue:	\$ 102,485.29
Interest Revenue:	\$ 88.17
Fire District Deposits:	\$ -
Checks From Accounts Payable:	\$ -
Transfer Out - Fire Authority:	\$ (76,705.19)
Other: Tax Roll Corrections	\$ -
Other:	\$ -
<b>Ending Balance:</b>	<b>\$ 193,962.87</b>

**Difference Between Balances:** \$ -

<b>Bank Statement Balance:</b>	
Balance Per Bank:	\$ 193,962.87
Outstanding Checks:	\$ -
Outstanding Deposits:	\$ -
<b>Ending Balance:</b>	<b>\$ 193,962.87</b>

**G/L Ending Balance:** \$ 193,962.87

**\$ 193,962.87**

<b>Deposits Per Bank Statement:</b>	
Real Estate Taxes:	\$ 92,239.02
Personal Property Taxes:	\$ 2,807.26
Fire District Assistance Tax:	\$ 7,439.01
Fire District Deposit:	\$ -
Interest Revenue:	\$ 88.17
ADOT & Fish and Game In Lieu:	\$ -
Other:	\$ -
Other:	\$ -
Other:	\$ -
<b>Ending Balance:</b>	<b>\$ 102,573.46</b>

<b>Bank Reconciliation Register:</b>	
Checks From Accounts Payable:	\$ -
Other: GL JE Fire Authority Funding	\$ 76,705.19
Other: Tax Roll Corrections	\$ -
<b>Total Checks:</b>	<b>\$ 76,705.19</b>

Other: GL JE Tax & Interest Revenue \$ 102,573.46  
 Other: \$ -

**Ending Balance:** \$ 102,573.46

**Reconciliation Approved By:**

*Scott Freitag*

Scott Freitag, Fire Chief

**Reconciliation Reviewed By:**

*Lee Barnes*

Lee Barnes, Assistant Chief of Administration

**Reconciliation Prepared By:**

*Katie Reeves*

Katie Reeves, Finance Specialist III



# CHINO VALLEY FIRE DISTRICT GENERAL FUND

## Tax Collection Data

Total Levy Month	FY 17-18 \$3,707,996 Collected	FY 18-19 \$3,926,501 Collected	FY 19-20 \$4,190,442 Collected	FY 20-21 \$4,497,237 Collected	FY 21-22 \$4,833,636 Collected	FY 22-23 \$5,218,024 Collected	FY 23-24 \$5,625,391 Collected
July	\$24,936	\$21,890	\$14,597	\$42,316	\$26,983	\$29,396	\$22,269
%	0.672%	0.557%	0.348%	0.941%	0.558%	0.563%	0.396%
% To Date	0.6725%	0.5575%	0.3483%	0.9409%	0.5582%	0.5633%	0.3959%
August	\$10,622	\$12,226	\$10,746	\$15,526	\$11,257	\$10,089	\$11,352
%	0.286%	0.311%	0.256%	0.345%	0.233%	0.193%	0.202%
% To Date	0.9590%	0.8688%	0.6048%	1.2862%	0.7911%	0.7567%	0.5977%
September	\$178,141	\$25,209	\$30,894	\$8,143	\$54,439	\$64,614	\$74,887
%	4.804%	0.642%	0.737%	0.181%	1.126%	1.238%	1.331%
% To Date	5.7632%	1.5109%	1.3420%	1.4673%	1.9174%	1.9950%	1.9289%
October	\$1,503,325	\$1,610,381	\$1,807,742	\$1,780,309	\$1,962,817	\$2,100,367	\$2,422,380
%	40.543%	41.013%	43.140%	39.587%	40.607%	40.252%	43.062%
% To Date	46.3060%	42.5240%	44.4817%	41.0540%	42.5249%	42.2471%	44.9904%
November	\$290,266	\$498,787	\$373,908	\$508,805	\$535,270	\$613,469	\$490,140
%	7.828%	12.703%	8.923%	11.314%	11.074%	11.757%	8.713%
% To Date	54.1341%	55.2271%	53.4046%	52.3677%	53.5987%	54.0038%	53.7034%
December	\$223,661	\$236,727	\$286,760	\$399,155	\$365,096	\$368,596	\$438,538
%	6.0319%	6.0289%	6.8432%	8.8756%	7.5532%	7.0639%	7.7957%
% To Date	60.1659%	61.2560%	60.2478%	61.2433%	61.1520%	61.0677%	61.4991%
January	\$153,278	\$117,994	\$115,429	\$118,322	\$183,242	\$167,132	\$232,096
%	4.1337%	3.0051%	2.7546%	2.6310%	3.7910%	3.2030%	4.1259%
% To Date	64.2997%	64.2611%	63.0023%	63.8742%	64.9429%	64.2707%	65.6250%
February	\$95,262	\$54,476	\$104,991	\$88,422	\$74,113	\$82,746	\$68,186
%	2.5691%	1.3874%	2.5055%	1.9661%	1.5333%	1.5858%	1.2121%
% To Date	66.8688%	65.6485%	65.5078%	65.8404%	66.4762%	65.8565%	66.8371%
March	\$127,298	\$138,910	\$142,182	\$143,500	\$112,700	\$150,474	\$95,046
%	3.4331%	3.5377%	3.3930%	3.1908%	2.3316%	2.8837%	1.6896%
% To Date	70.3018%	69.1863%	68.9008%	69.0312%	68.8078%	68.7402%	68.5267%
April	\$794,289	\$955,634	\$983,917	\$1,082,230	\$1,188,626	\$1,315,211	\$0
%	21.4210%	24.3380%	23.4800%	24.0643%	24.5907%	25.2051%	0.0000%
% To Date	91.7228%	93.5243%	92.3809%	93.0956%	93.3985%	93.9454%	68.5267%
May	\$238,700	\$189,925	\$206,496	\$202,990	\$226,873	\$242,625	\$0
%	6.4374%	4.8370%	4.9278%	4.5137%	4.6936%	4.6497%	0.0000%
% To Date	98.1602%	98.3613%	97.3086%	97.6092%	98.0921%	98.5951%	68.5267%
June	\$80,520	\$84,895	\$49,679	\$87,815	\$85,664	\$63,240	\$0
%	2.1715%	2.1621%	1.1855%	1.9527%	1.7723%	1.2120%	0.0000%
% To Date	100.3318%	100.5234%	98.4942%	99.5619%	99.8644%	99.8071%	68.5267%
TOTALS	\$3,720,297	\$3,947,053	\$4,127,341	\$4,477,533	\$4,827,080	\$5,207,958	\$3,854,895
Delinquency	-0.3318%	-0.5234%	1.5058%	0.4381%	0.1356%	0.1929%	31.4733%

**CHINO VALLEY FIRE DISTRICT GENERAL FUND**

**FDAT Collection Data**

Total Levy	FY 17-18	FY 18-19	FY 19-20	FY 20-21	FY 21-22	FY 22-23	FY 23-24
Month	Collected	Collected	Collected	Collected	Collected	Collected	Collected
July	\$1,630	\$1,238	\$1,475	\$2,769	\$1,871	\$2,011	\$1,145
%	0.489%	0.371%	0.403%	0.692%	0.468%	0.503%	0.286%
% To Date	0.4891%	0.3715%	0.4025%	0.6923%	0.4677%	0.5026%	0.2863%
August	\$554	\$707	\$653	\$662	\$1,498	\$575	\$540
%	0.166%	0.212%	0.178%	0.166%	0.375%	0.144%	0.135%
% To Date	0.6553%	0.5835%	0.5806%	0.8579%	0.8422%	0.6465%	0.4213%
September	\$12,654	\$3,182	\$1,853	\$879	\$4,669	\$4,994	\$4,589
%	3.797%	0.955%	0.505%	0.220%	1.167%	1.249%	1.147%
% To Date	4.4520%	1.5382%	1.0861%	1.0777%	2.0095%	1.8950%	1.5686%
October	\$93,081	\$139,813	\$107,270	\$160,480	\$159,909	\$157,752	\$161,660
%	27.928%	41.949%	29.265%	40.120%	39.977%	39.438%	40.415%
% To Date	32.3799%	43.4877%	30.3510%	41.1979%	41.9866%	41.3329%	41.9837%
November	\$74,651	\$59,861	\$30,666	\$48,339	\$52,249	\$55,107	\$49,601
%	22.3983%	17.9606%	8.3663%	12.0848%	13.0622%	13.7768%	12.4002%
% To Date	54.7782%	61.4483%	38.7172%	53.2826%	55.0488%	55.1097%	54.3839%
December	\$21,663	\$25,413	\$112,035	\$39,219	\$35,029	\$35,365	\$36,872
%	6.4997%	7.6250%	30.5650%	9.8048%	8.7572%	8.8413%	9.2179%
% To Date	61.2779%	69.0733%	69.2822%	63.0874%	63.8060%	63.9510%	63.6017%
January	\$16,138	\$11,149	\$11,446	\$12,625	\$15,294	\$14,833	\$15,371
%	4.8420%	3.3450%	3.1227%	3.1562%	3.8235%	3.7081%	3.8428%
% To Date	66.1199%	72.4183%	72.4049%	66.2436%	67.6294%	67.6591%	67.4445%
February	\$8,056	\$7,409	\$10,419	\$6,657	\$5,785	\$5,943	\$5,540
%	2.417%	2.223%	2.842%	1.664%	1.446%	1.486%	1.385%
% To Date	68.5368%	74.6413%	75.2473%	67.9079%	69.0756%	69.1450%	68.8296%
March	\$12,174	\$13,713	\$13,361	\$10,897	\$8,259	\$8,963	\$7,439
%	3.6528%	4.1143%	3.6452%	2.7242%	2.0646%	2.2407%	1.8598%
% To Date	72.1897%	78.7556%	78.8925%	70.6320%	71.1403%	71.3856%	70.6893%
April	\$63,209	\$79,859	\$85,315	\$88,842	\$89,498	\$93,760	\$0
%	18.9651%	23.9607%	23.2754%	22.2104%	22.3745%	23.4400%	0.0000%
% To Date	91.1548%	102.7164%	102.1679%	92.8424%	93.5148%	94.8256%	70.6893%
May	\$23,731	\$18,881	\$21,832	\$19,620	\$19,623	\$17,519	\$0
%	7.1201%	5.6650%	5.9561%	4.9050%	4.9058%	4.3797%	0.0000%
% To Date	98.2749%	108.3813%	108.1240%	97.7475%	98.4206%	99.2052%	70.6893%
June	\$5,094	\$5,726	\$4,474	\$6,987	\$6,978	\$3,648	\$0
%	1.5285%	1.7181%	1.2206%	1.7468%	1.7445%	0.9121%	0.0000%
% To Date	99.8034%	110.0995%	109.3446%	99.4943%	100.1651%	100.1173%	70.6893%
TOTALS	\$332,635	\$366,951	\$400,799	\$397,977	\$400,660	\$400,469	\$282,757
Delinquency	0.1966%	-10.0995%	-9.3446%	0.5057%	-0.1651%	-0.1173%	29.3107%

100.0000% 100.0000% 100.0000% 100.0000% 100.0000% 100.0000% 100.0000% 100.0000%



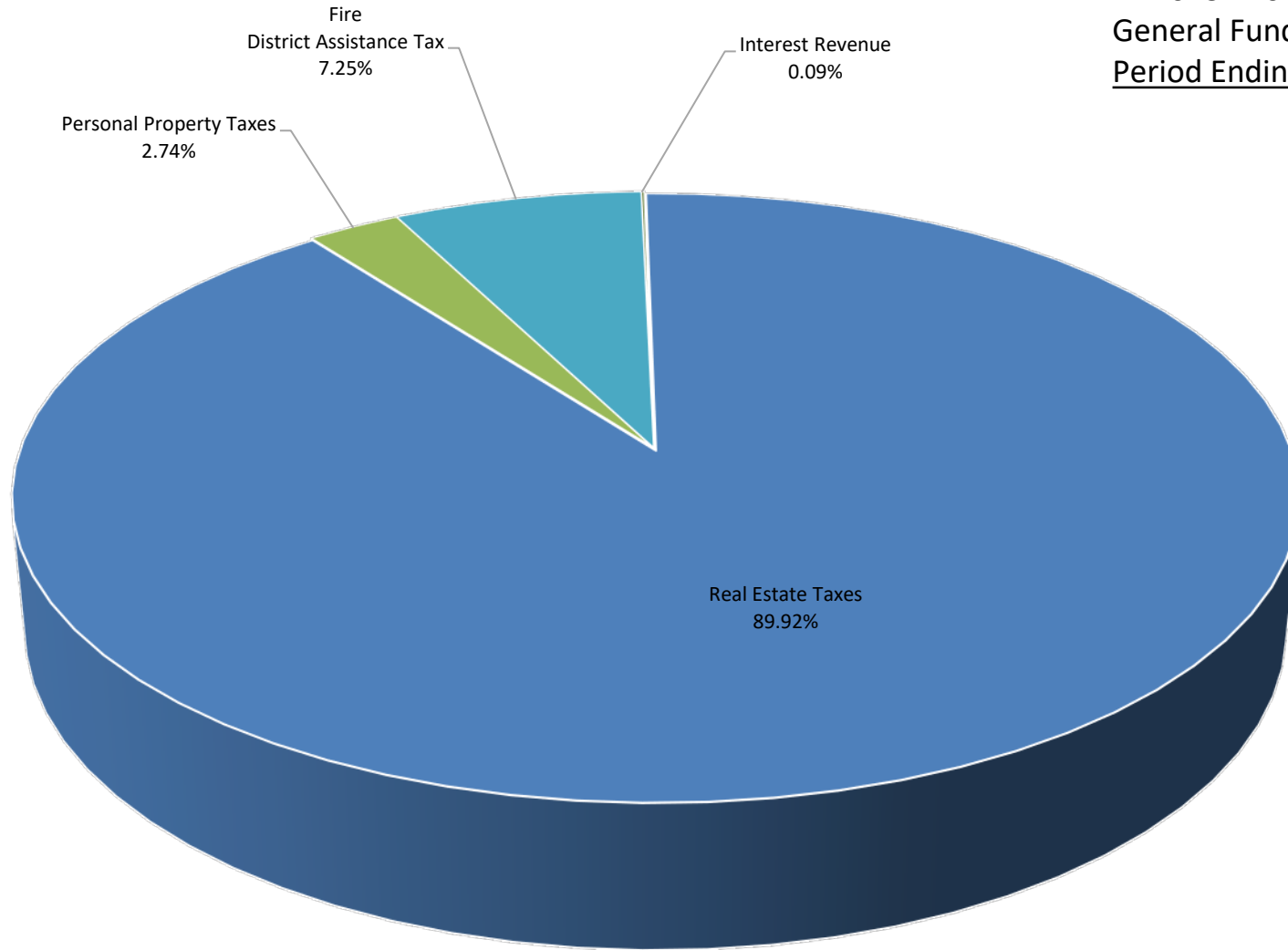
2023 - 2024 Cash Flow by Month : MARCH

	Actual									Projected		
	July	Aug.	Sept.	Oct.	Nov.	Dec.	Jan.	Feb.	March	April	May	June
<b>Revenues:</b>												
Taxes (Real Estate/UPP)	22,269	11,352	74,887	2,422,380	490,140	424,494	246,140	68,186	95,046	468,783	468,783	468,783
FDAT	1,145	540	4,589	161,660	49,601	35,358	16,885	5,540	7,439	33,333	33,333	33,333
Interest Income	1,179	548	362	486	-	8,284	2,591	2,979	88	-	-	-
Other Income	-	-	-	-	-	-	-	-	-	167	167	167
<b>RevenueTotals:</b>	24,593	12,440	79,839	2,584,526	539,741	468,136	265,617	76,705	102,573	502,283	502,283	502,283
<b>Expenditures:</b>												
Fire Authority Funding	71,571	24,593	12,440	79,839	2,584,526	539,741	468,136	265,617	76,705	501,116	501,116	501,116
Professional Services/ Fire Board	450	225	-	-	135	-	-	4,339	-	1,167	1,167	1,167
Miscellaneous	-	114	-	-	29	-	31	5	-	-	-	-
Contingency	-	-	-	-	-	-	-	-	-	1,667	1,667	1,667
<b>ExpenditureTotals:</b>	72,021	24,932	12,440	79,839	2,584,690	539,741	468,167	269,960	76,705	503,949	503,949	503,949
Monthly Net Cash	(47,428)	(12,492)	67,399	2,504,687	(2,044,949)	(71,605)	(202,550)	(193,255)	25,868			
Cumulative Net Cash	(27,428)	(39,920)	27,479	2,532,166	487,217	415,612	213,062	19,807	45,676			
Cash Balance (Carryover)	20,000	7,508	74,907	2,579,594	534,645	463,040	260,490	67,235	93,103			

**CHINO VALLEY FIRE DISTRICT GENERAL FUND  
REVENUE GRAPH DATA**

		<b>YTD</b>		
	<b>Revenue</b>	<b>Budget</b>		<b>%</b>
Real Estate Taxes	\$ 92,239	\$ 5,625,391		89.92
Personal Property Taxes	\$ 2,807	\$ -		2.74
Fire District Assistance Tax	\$ 7,439	\$ 400,000		7.25
Rebates/Refunds	\$ -	\$ 2,000		0.00
Interest Revenue	\$ 88	\$ -		0.09
Other Revenue	\$ -	\$ -		0.00
<b>TOTALS:</b>	<b>\$ 102,573</b>	<b>\$ 6,027,391</b>		<b>100.00</b>

Chino Valley Fire District  
FY 2023 - 2024  
General Fund Revenue  
Period Ending 03/31/2024

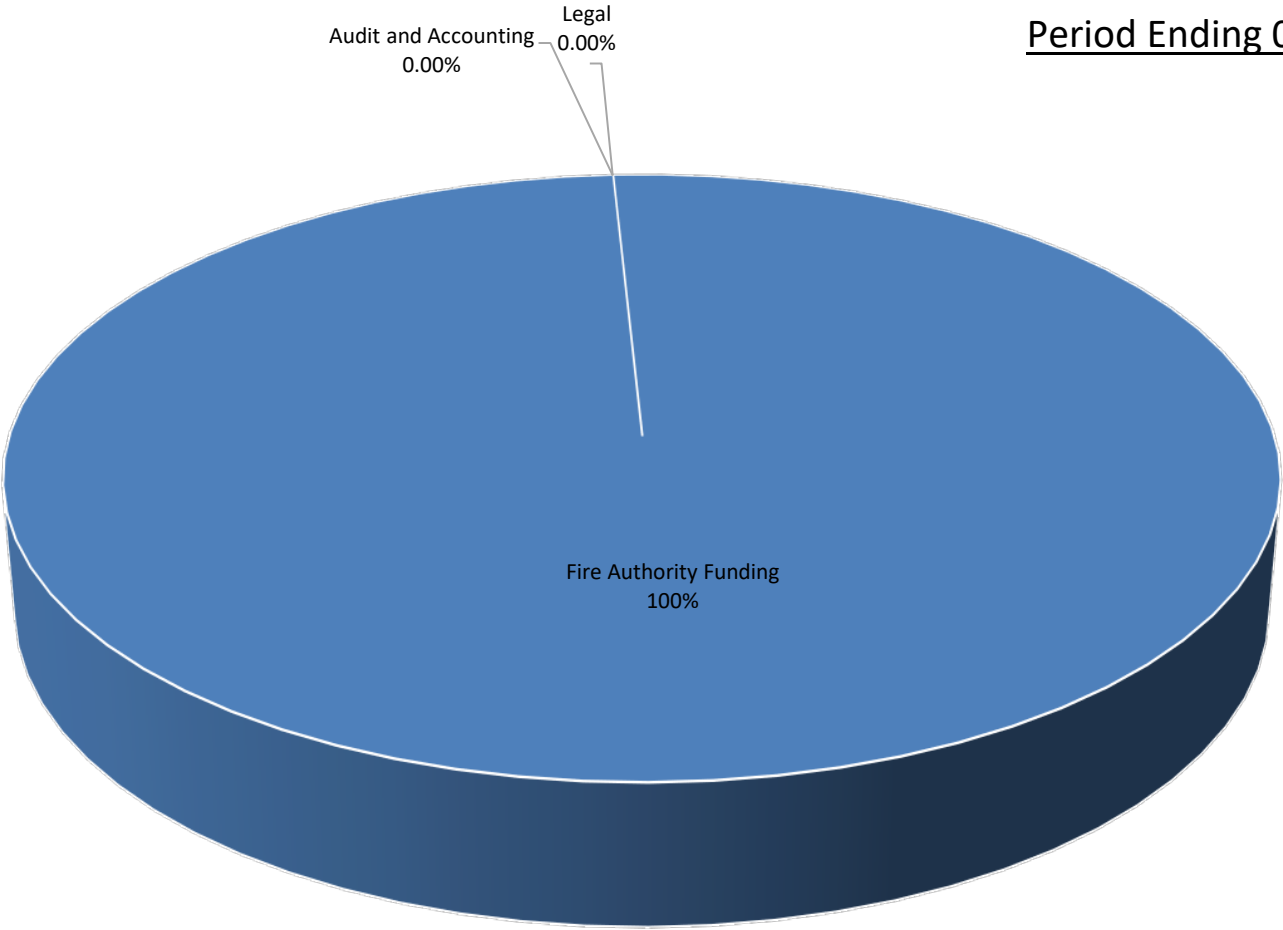


- Real Estate Taxes
- Personal Property Taxes
- Fire District Assistance Tax
- Interest Revenue

**CHINO VALLEY FIRE DISTRICT GENERAL FUND  
EXPENSE GRAPH DATA**

		<b>YTD</b>		
	<b>Expense</b>	<b>Budget</b>		<b>%</b>
Fire Authority Funding	\$ 76,705	\$ 6,013,391		100.00
Audit and Accounting	\$ -	\$ 8,000		0.00
Legal	\$ -	\$ 5,000		0.00
Fire Board Expenses	\$ -	\$ 1,000		0.00
Miscellaneous Expenses	\$ -	\$ -		0.00
<b>TOTAL:</b>	<b>\$ 76,705</b>	<b>\$ 6,027,391</b>		<b>100.00</b>

Chino Valley Fire District  
FY 2023 - 2024  
General Fund Expenditures  
Period Ending 03/31/2024



- Fire Authority Funding
- Audit and Accounting
- Legal

**CHINO VALLEY FIRE DISTRICT**  
**GENERAL FUND - MARCH, 2024**

---

Real Estate Taxes:	\$	92,239.02
UPP Taxes:	\$	2,807.26
FDAT:	\$	7,439.01
Interest Received:	\$	88.17
Other:	\$	-

---

TOTAL:	\$	102,573.46
--------	----	------------

---

---

Transferred to CAFMA:	\$	76,705.19
-----------------------	----	-----------





# Yavapai County Treasurer

## Monthly Statement

Date Range: 3/1/2024 to 3/31/2024

Chino Valley Fire Dist GF		Fund: 6065540000			
6065540000	Chino Valley Fire Dist GF				
Begin Balance:	168,094.60	168,287.33			
Income:	102,573.46	4,154,170.54			
LOC Advance:	.00	.00			
Expense:	(76,705.19)	(4,128,495.00)	LOC:		.00
LOC Payments:	.00	.00	Warrants Outstanding:		.00
Cash Balance:	193,962.87	193,962.87	End:		193,962.87



# Yavapai County Treasurer

## Monthly Statement

Date Range: 3/1/2024 to 3/31/2024

### Monthly Statement Summary

Source Code	Description		MTDAmount	YTDAmount
<b>6065540000</b>	<b>Chino Valley Fire Dist GF</b>	<b>Beginning Balance:</b>	168,094.60	168,287.33
11100.2021	2021 Real Estate Taxes		.00	.04
11100.2022	2022 Real Estate Taxes	\$ 92,239.02	12.20	94,715.30
11100.2023	2023 Real Estate Taxes		92,226.82	3,642,327.53
12100.2003	2003 Personal Property Taxes		.00	71.97
12100.2004	2004 Personal Property Taxes		.00	79.78
12100.2005	2005 Personal Property Taxes		.00	78.78
12100.2006	2006 Personal Property Taxes		.00	134.00
12100.2007	2007 Personal Property Taxes		.00	137.15
12100.2008	2008 Personal Property Taxes		.00	45.41
12100.2009	2009 Personal Property Taxes		8.43	124.84
12100.2010	2010 Personal Property Taxes		.00	110.34
12100.2011	2011 Personal Property Taxes	\$ 2,807.26	.00	130.61
12100.2012	2012 Personal Property Taxes		.00	194.80
12100.2013	2013 Personal Property Taxes		4.93	154.72
12100.2014	2014 Personal Property Taxes		.00	197.25
12100.2015	2015 Personal Property Taxes		.00	225.82
12100.2016	2016 Personal Property Taxes		.00	179.65
12100.2017	2017 Personal Property Taxes		.00	224.57
12100.2018	2018 Personal Property Taxes		.00	344.60
12100.2019	2019 Personal Property Taxes		19.16	541.63
12100.2020	2020 Personal Property Taxes		266.38	3,113.54
12100.2021	2021 Personal Property Taxes		.00	6,247.97
12100.2022	2022 Personal Property Taxes		42.32	7,955.40
12100.2023	2023 Personal Property Taxes		2,466.04	97,559.70
37150.0	FDAT Distributions	\$ 7,439.01	7,439.01	282,757.34
38109.0	Interest on Investments St Treas		.00	9,025.85
38111.0	Interest on Investments	\$ 88.17	.00	9.09
38113.0	Interest on Investments-Wells Fargo		88.17	7,482.86
90002.0	Interest Pd on Tax Roll Corrections		.00	(178.13)
91032.0	Warrants Redeemed		.00	(5,148.50)
91702.0	Transfer out		(76,705.19)	(4,123,168.37)
<b>Ending Balance:</b>			<b>193,962.87</b>	<b>193,962.87</b>

### Monthly Statement Detail

Date	Notes	Doc #	Amount	C/D
<b>6065540000 Chino Valley Fire Dist GF</b>			<b>Beginning Balance: 168,094.60</b>	
11100.2022	2022 Real Estate Taxes		Source Code Total: 12.20	
03/11	Tax Distribution	0	12.20	C



# Yavapai County Treasurer

## Monthly Statement

Date Range: 3/1/2024 to 3/31/2024

11100.2023 2023 Real Estate Taxes			Source Code Total: 92,226.82	
03/01	Tax Distribution	0	779.22	C
03/01	Tax Distribution	0	1,486.76	C
03/04	Tax Distribution	0	712.35	C
03/04	Tax Distribution	0	2,060.46	C
03/04	Tax Distribution	0	1,185.12	C
03/04	Tax Distribution	0	572.60	C
03/05	Tax Distribution	0	1,265.15	C
03/05	Tax Distribution	0	3,458.37	C
03/05	Tax Distribution	0	4,444.99	C
03/05	Tax Distribution	0	174.16	C
03/06	Tax Distribution	0	245.35	C
03/06	Tax Distribution	0	1,150.78	C
03/06	Tax Distribution	0	633.51	C
03/06	Tax Distribution	0	941.56	C
03/07	Tax Distribution	0	273.67	C
03/07	Tax Distribution	0	2,206.07	C
03/07	Tax Distribution	0	189.55	C
03/07	Tax Distribution	0	1,284.46	C
03/08	Tax Distribution	0	2,264.19	C
03/08	Tax Distribution	0	271.06	C
03/11	Tax Distribution	0	361.25	C
03/11	Tax Distribution	0	834.23	C
03/11	Tax Distribution	0	257.13	C
03/12	Tax Distribution	0	18,537.02	C
03/12	Tax Distribution	0	389.35	C
03/12	Tax Distribution	0	1,232.36	C
03/13	Tax Distribution	0	2,550.42	C
03/13	Tax Distribution	0	43.86	C
03/14	Tax Distribution	0	2,916.53	C
03/14	Tax Distribution	0	777.93	C
03/15	Tax Distribution	0	270.34	C
03/15	Tax Distribution	0	1,309.62	C
03/18	Tax Distribution	0	58.67	C
03/18	Tax Distribution	0	1,617.27	C
03/18	Tax Distribution	0	189.22	C
03/18	Tax Distribution	0	817.72	C
03/19	Tax Distribution	0	2,656.92	C
03/19	Tax Distribution	0	735.54	C
03/19	Tax Distribution	0	806.10	C
03/20	Tax Distribution	0	391.66	C
03/20	Tax Distribution	0	1,056.40	C
03/21	Tax Distribution	0	410.44	C



# Yavapai County Treasurer

## Monthly Statement

Date Range: 3/1/2024 to 3/31/2024

03/21	Tax Distribution	0	10,480.31	C
03/21	Tax Distribution	0	165.86	C
03/22	Tax Distribution	0	1,474.51	C
03/22	Tax Distribution	0	2,189.48	C
03/25	Tax Distribution	0	103.30	C
03/25	Tax Distribution	0	2,573.84	C
03/25	Tax Distribution	0	2,962.77	C
03/25	Tax Distribution	0	250.93	C
03/26	Tax Distribution	0	1,376.17	C
03/26	Tax Distribution	0	545.75	C
03/26	Tax Distribution	0	92.56	C
03/27	Tax Distribution	0	277.89	C
03/27	Tax Distribution	0	788.64	C
03/28	Tax Distribution	0	1,192.40	C
03/28	Tax Distribution	0	1,264.25	C
03/28	Tax Distribution	0	1,147.48	C
03/29	Tax Distribution	0	1,521.32	C
12100.2009 2009 Personal Property Taxes			Source Code Total: 8.43	
03/18	Tax Distribution	0	8.43	C
12100.2013 2013 Personal Property Taxes			Source Code Total: 4.93	
03/08	Tax Distribution	0	4.93	C
12100.2018 2018 Personal Property Taxes			Source Code Total: .00	
03/05	Tax Distribution	0	60.18	C
03/06	Tax Distribution	0	(60.18)	C
12100.2019 2019 Personal Property Taxes			Source Code Total: 19.16	
03/04	Tax Distribution	0	19.16	C
03/05	Tax Distribution	0	59.36	C
03/06	Tax Distribution	0	(59.36)	C
12100.2020 2020 Personal Property Taxes			Source Code Total: 266.38	
03/05	Tax Distribution	0	58.41	C
03/06	Tax Distribution	0	(58.41)	C
03/22	Tax Distribution	0	266.38	C
12100.2021 2021 Personal Property Taxes			Source Code Total: .00	
03/05	Tax Distribution	0	57.45	C
03/06	Tax Distribution	0	(57.45)	C
12100.2022 2022 Personal Property Taxes			Source Code Total: 42.32	
03/05	Tax Distribution	0	57.17	C
03/06	Tax Distribution	0	(57.17)	C
03/20	Tax Distribution	0	42.32	C
12100.2023 2023 Personal Property Taxes			Source Code Total: 2,466.04	
03/01	Tax Distribution	0	58.76	C
03/04	Tax Distribution	0	.87	C
03/06	Tax Distribution	0	192.24	C



# Yavapai County Treasurer

## Monthly Statement

Date Range: 3/1/2024 to 3/31/2024

03/07	Tax Distribution	0	103.18	C
03/07	Tax Distribution	0	52.19	C
03/08	Tax Distribution	0	26.09	C
03/11	Tax Distribution	0	262.40	C
03/12	Tax Distribution	0	209.81	C
03/12	Tax Distribution	0	130.80	C
03/12	Tax Distribution	0	197.05	C
03/13	Tax Distribution	0	117.31	C
03/14	Tax Distribution	0	637.09	C
03/19	Tax Distribution	0	105.89	C
03/21	Tax Distribution	0	168.95	C
03/21	Tax Distribution	0	87.75	C
03/25	Tax Distribution	0	115.66	C
37150.0 FDAT Distributions			Source Code Total: 7,439.01	
03/01	Fire Dist Assistance Tax 0.136073	0	191.75	C
03/04	Fire Dist Assistance Tax 0.136073	0	261.55	C
03/05	Fire Dist Assistance Tax 0.136073	0	587.14	C
03/06	Fire Dist Assistance Tax 0.136073	0	305.18	C
03/07	Fire Dist Assistance Tax 0.136073	0	281.15	C
03/08	Fire Dist Assistance Tax 0.136073	0	193.96	C
03/11	Fire Dist Assistance Tax 0.136073	0	296.49	C
03/12	Fire Dist Assistance Tax 0.136073	0	1,003.44	C
03/13	Fire Dist Assistance Tax 0.136073	0	147.06	C
03/14	Fire Dist Assistance Tax 0.136073	0	255.40	C
03/15	Fire Dist Assistance Tax 0.136073	0	168.34	C
03/18	Fire Dist Assistance Tax 0.136073	0	404.70	C
03/19	Fire Dist Assistance Tax 0.136073	0	618.98	C
03/20	Fire Dist Assistance Tax 0.136073	0	258.26	C
03/21	Fire Dist Assistance Tax 0.136073	0	448.16	C
03/22	Fire Dist Assistance Tax 0.136073	0	188.17	C
03/25	Fire Dist Assistance Tax 0.136073	0	639.25	C
03/26	Fire Dist Assistance Tax 0.136073	0	359.77	C
03/27	Fire Dist Assistance Tax 0.136073	0	317.60	C
03/28	Fire Dist Assistance Tax 0.136073	0	374.61	C
03/29	Fire Dist Assistance Tax 0.136073	0	138.05	C
38113.0 Interest on Investments-Wells Fargo			Source Code Total: 88.17	
03/05	Investment Interest	0	88.17	C
91702.0 Transfer out			Source Code Total: (76,705.19)	
03/28	CAFMA Transfer Per Karen Mauldin	0	(76,705.19)	D
			<b>6065540000 Chino Valley Fire Dist GF</b>	<b>Ending Balance: 193,962.87</b>

**Chino Valley Fire District**  
**Bank Reconciliation Summary**  
For the Bank Statement ending: 3/31/2024

<b>BANK CONTROL ID: GEN - GENERAL FUND</b>	<b>DESC: GENERAL FUND</b>	<b>ACCOUNT NO: 000000000000000</b>
Beginning Balance:	03/01/24	\$168,094.60
Deposits and Credits:		\$102,573.46
Checks and Charges:		(\$76,705.19)
Adjustments:		\$0.00
<b>Ending Balance Per Reconciliation:</b>		<b>\$193,962.87</b>
Ending Balance Per Bank Statement:	03/31/24	\$193,962.87
* Outstanding Deposits and Credits:	03/31/24	\$0.00
* Outstanding Checks and Charges:	03/31/24	\$0.00
<b>Ending Book Balance:</b>	<b>03/31/24</b>	<b>\$193,962.87</b>

\* Outstanding amounts are all outstanding credits and charges dated prior or equal to the Reconciliation date.

**Chino Valley Fire District**  
 BR Checks and Charges Cleared  
 For the Bank Statement ending: 3/31/24

GEN	General Fund	General Fund	000000000000000		
<u>Date</u>	<u>Document</u>	<u>Description</u>	<u>Module</u>	<u>Company</u>	<u>Amount</u>
03/31/24	Cash With Yav Cty	Fire Authority Funding	GL	CHINOV	\$76,705.19
<b>TOTAL CHECKS AND CHARGES CLEARED:</b>					<b>\$76,705.19</b>

**Chino Valley Fire District**  
BR Checks and Charges Outstanding  
For the Bank Statement ending:

---

<u>Date</u>	<u>Document</u>	<u>Description</u>	<u>Module</u>	<u>Company</u>	<u>Amount</u>
-------------	-----------------	--------------------	---------------	----------------	---------------

**TOTAL CHECKS AND CHARGES OUTSTANDING:**



**Chino Valley Fire District**  
BR Deposits and Credits Cleared  
For the Bank Statement ending: 3/31/24

GEN		General Fund			0000000000000000
Date	Document	Description	Module	Company	Amount
03/31/24	Cash With Yav Cty	GF Tax and Interest Revenue -	GL	CHINOV	\$102,573.46
<b>TOTAL DEPOSITS AND CREDITS CLEARED:</b>					<b>\$102,573.46</b>

**Chino Valley Fire District**  
BR Deposits and Credits Outstanding  
For the Bank Statement ending:

---

<u>Date</u>	<u>Document</u>	<u>Description</u>	<u>Module</u>	<u>Company</u>	<u>Amount</u>
-------------	-----------------	--------------------	---------------	----------------	---------------

**TOTAL DEPOSITS AND CREDITS OUTSTANDING:**

**Chino Valley Fire District**  
Bank Reconciliation Register

<u>Document Number</u>	<u>Date</u>	<u>BR Status</u>	<u>Void?</u>	<u>Description</u>	<u>Date Cleared</u>	<u>Amount</u>
<b>MODULE: JOURNAL ENTRIES FROM GENERAL LEDGER</b>						
<b>BANK CONTROL ID: GEN - GENERAL FUND</b>						
Cash With Yav Cty	03/31/24	Marked	No	Fire Authority Funding	04/08/24	\$76,705.19
Cash With Yav Cty	03/31/24	Marked	No	GF Tax and Interest Revenue -	04/08/24	\$102,573.46
<b>SUB TOTAL FOR BANK:</b>						<b>\$179,278.65</b>
<b>TOTAL FOR MODULE:</b>						<b>\$179,278.65</b>

**Chino Valley Fire District**  
BR Adjustments Report  
For the Bank Statement ending:

<u>Date</u>	<u>Document</u>	<u>Description</u>	<u>GL Account</u>	<u>Offset Amt</u>	<u>Adj. Amt</u>
-------------	-----------------	--------------------	-------------------	-------------------	-----------------

DOCUMENT:

ADJUSTMENT DOCUMENT " TOTAL:

TOTAL FOR ALL ADJUSTMENTS:

**Chino Valley Fire District**  
Income Statement  
(Original Budget to Actual Comparison)  
For the period of 3/1/2024 Through 3/31/2024

Fund: (10) General Fund

Account	Current Period				Year To Date				
	Actual	Budget	Variance	%	Actual	Budget	Variance	%	
<b><u>Revenues</u></b>									
Real Estate Tax	10400000000	\$92,239.02	\$0.00	\$92,239.02	0.0%	\$3,737,042.87	\$5,625,391.00	\$(1,888,348.13)	(33.6)%
Personal Property Tax	10410000000	2,807.26	0.00	2,807.26	0.0	117,852.53	0.00	117,852.53	0.0
Fire District Assistance Tax	10420000000	7,439.01	0.00	7,439.01	0.0	282,757.34	400,000.00	(117,242.66)	(29.3)
Interest Income-General Fund	10490000000	88.17	0.00	88.17	0.0	16,517.80	0.00	16,517.80	0.0
Rebates/Refunds	10500000000	0.00	0.00	0.00	0.0	0.00	2,000.00	(2,000.00)	(100.0)
<b>Net Revenues</b>		<b>\$102,573.46</b>	<b>\$0.00</b>	<b>\$102,573.46</b>	<b>0.0 %</b>	<b>\$4,154,170.54</b>	<b>\$6,027,391.00</b>	<b>\$(1,873,220.46)</b>	<b>(31.1)%</b>
<b><u>Program Expenses</u></b>									
Fire Authority Funding	10670010000	\$76,705.19	\$0.00	\$(76,705.19)	0.0%	\$4,123,168.37	\$6,013,391.00	\$1,890,222.63	31.4%
<b>Total Program Expenses</b>		<b>\$76,705.19</b>	<b>\$0.00</b>	<b>\$(76,705.19)</b>	<b>0.0 %</b>	<b>\$4,123,168.37</b>	<b>\$6,013,391.00</b>	<b>\$1,890,222.63</b>	<b>31.4 %</b>
<b><u>Fund Raising Expenses</u></b>									
Audit & Accounting	10640010000	\$0.00	\$0.00	\$0.00	0.0%	\$4,000.00	\$8,000.00	\$4,000.00	50.0%
Legal Services - Routine	10641010000	0.00	0.00	0.00	0.0	698.50	5,000.00	4,301.50	86.0
Fire Board Expenses	10644110000	0.00	0.00	0.00	0.0	0.00	1,000.00	1,000.00	100.0
Misc/Admin	10661010000	0.00	0.00	0.00	0.0	178.13	0.00	(178.13)	0.0
Contingency Expense - Current	10780130000	0.00	0.00	0.00	0.0	0.00	20,000.00	20,000.00	100.0
<b>Total Fund Raising Expenses</b>		<b>\$0.00</b>	<b>\$0.00</b>	<b>\$0.00</b>	<b>0.0 %</b>	<b>\$4,876.63</b>	<b>\$34,000.00</b>	<b>\$29,123.37</b>	<b>85.7 %</b>
<b>Total Expenses</b>		<b>\$76,705.19</b>		<b>\$(76,705.19)</b>		<b>\$4,128,045.00</b>	<b>\$6,047,391.00</b>	<b>\$1,919,346.00</b>	<b>31.7%</b>
<b>Net Income (Loss)</b>		<b>\$25,868.27</b>	<b>\$0.00</b>	<b>\$25,868.27</b>	<b>0.0%</b>	<b>\$26,125.54</b>	<b>\$(20,000.00)</b>	<b>\$46,125.54</b>	<b>230.6%</b>

4/8/24  
12:12:36 PM

**Chino Valley Fire District**

Balance Sheet

As of 3/31/2024

Fund: (10) General Fund

**Assets**

**Current Assets**

Cash with Yavapai County	\$193,962.87	
Taxes Receivable	166,044.25	
Total Current Assets		\$360,007.12
<b>Total Assets</b>		<b>\$360,007.12</b>

**Liabilities and Net Assets**

**Current Liabilities**

Accounts Payable	\$270.00	
Deferred Compensation (Prop Tax)	132,423.54	
Total Current Liabilities		\$132,693.54
<b>Total Liabilities</b>		<b>\$132,693.54</b>

**Net Assets**

Fund Balance	\$201,188.61	
Current Year Net Assets	26,125.54	
<b>Total Net Assets</b>		<b>227,314.15</b>
<b>Total Liabilities and Net Assets</b>		<b>\$360,007.69</b>

**Chino Valley Fire District**  
GL Account Ledger - Detail By Period  
3/1/2024 through 3/31/2024

Batch	Journal	Entry #	Date	Job	Document	Description	Debits	Credits	Balance
<b>10.1100.0.0.000</b>						<b>CASH WITH YAVAPAI COUNTY</b>			<b>\$168,094.60</b>
2364	GJ	144348	03/31/24		Cash With Yav Cty	Fire Authority Funding	-	76,705.19	91,389.41
2366	GJ	144353	03/31/24		Cash With Yav Cty	GF Tax and Interest Revenue - March 2024	102,573.46	-	193,962.87
<b>CASH WITH YAVAPAI COUNTY TOTALS:</b>							<b>\$102,573.46</b>	<b>\$76,705.19</b>	<b>\$193,962.87</b>
<b>TOTAL OF LEDGER:</b>							<b>\$102,573.46</b>	<b>\$76,705.19</b>	<b>\$193,962.87</b>

**Chino Valley Fire District**  
GL Trial Balance Worksheet  
For The Period of 3/1/2024 through 3/31/2024

Account	Description	Balances				Adjustments
		Beginning	Debits	Credits	Ending	
10.1100.0.0.000	Cash with Yavapai County	\$168,094.60	\$102,573.46	\$76,705.19	\$193,962.87	
<b>TOTALS:</b>		<b>\$168,094.60</b>	<b>\$102,573.46</b>	<b>\$76,705.19</b>	<b>\$193,962.87</b>	

\* Inactive accounts are marked and appear in grey.



Document Reference : 4d62ec30-96c1-48cb-9205-64370dc32302  
Document Title : CHINO GENERAL FUND BANK REC MARCH 2024  
Document Region : Northern Virginia  
Sender Name : Karen Mauldin  
Sender Email : kmauldin@cazfire.gov  
Total Document Pages : 25  
Secondary Security : Not Required

Participants

1. Katie Reeves (kreeves@cazfire.gov)
2. Chief Barnes (lbarnes@cazfire.gov)
3. Chief Freitag (sfreitag@cazfire.gov)

CC

1. sdixson@cazfire.gov
2. dkrizo@cazfire.gov

### Document History

Timestamp	Description
04/11/2024 16:15PM EDT	Sender downloaded document.
04/11/2024 16:19PM EDT	Document sent by Karen Mauldin (kmauldin@cazfire.gov).
04/11/2024 16:20PM EDT	Email sent to Katie Reeves (kreeves@cazfire.gov).
04/11/2024 16:20PM EDT	Email sent to Karen Mauldin (kmauldin@cazfire.gov).
04/11/2024 17:13PM EDT	Document viewed by Katie Reeves (kreeves@cazfire.gov). 24.117.179.98 Mozilla/5.0 (Windows NT 10.0; Win64; x64) AppleWebKit/537.36 (KHTML, like Gecko) Chrome/123.0.0.0 Safari/537.36
04/11/2024 17:13PM EDT	Document viewed by Katie Reeves (kreeves@cazfire.gov). 24.117.179.98 Mozilla/5.0 (Windows NT 10.0; Win64; x64) AppleWebKit/537.36 (KHTML, like Gecko) Chrome/123.0.0.0 Safari/537.36
04/11/2024 17:14PM EDT	Katie Reeves (kreeves@cazfire.gov) has agreed to terms of service and to do business electronically with Karen Mauldin (kmauldin@cazfire.gov). 24.117.179.98 Mozilla/5.0 (Windows NT 10.0; Win64; x64) AppleWebKit/537.36 (KHTML, like Gecko) Chrome/123.0.0.0 Safari/537.36
04/11/2024 17:14PM EDT	Signed by Katie Reeves (kreeves@cazfire.gov). 24.117.179.98 Mozilla/5.0 (Windows NT 10.0; Win64; x64) AppleWebKit/537.36 (KHTML, like Gecko) Chrome/123.0.0.0 Safari/537.36
04/11/2024 17:14PM EDT	Email sent to Chief Barnes (lbarnes@cazfire.gov).
04/12/2024 21:22PM EDT	Document viewed by Chief Barnes (lbarnes@cazfire.gov). 70.162.139.201 Mozilla/5.0 (Windows NT 10.0; Win64; x64) AppleWebKit/537.36 (KHTML, like Gecko) Chrome/123.0.0.0 Safari/537.36
04/12/2024 21:22PM EDT	Document viewed by Chief Barnes (lbarnes@cazfire.gov). 70.162.139.201 Mozilla/5.0 (Windows NT 10.0; Win64; x64) AppleWebKit/537.36 (KHTML, like Gecko) Chrome/123.0.0.0 Safari/537.36
04/12/2024 21:22PM EDT	Chief Barnes (lbarnes@cazfire.gov) has agreed to terms of service and to do business electronically with Karen Mauldin (kmauldin@cazfire.gov). 70.162.139.201 Mozilla/5.0 (Windows NT 10.0; Win64; x64) AppleWebKit/537.36 (KHTML, like Gecko) Chrome/123.0.0.0 Safari/537.36
04/12/2024 21:22PM EDT	Signed by Chief Barnes (lbarnes@cazfire.gov). 70.162.139.201

## Document History

Timestamp	Description
	Mozilla/5.0 (Windows NT 10.0; Win64; x64) AppleWebKit/537.36 (KHTML, like Gecko) Chrome/123.0.0.0 Safari/537.36
04/12/2024 21:23PM EDT	Email sent to Chief Freitag (sfreitag@cazfire.gov).
04/15/2024 12:59PM EDT	Document viewed by Chief Freitag (sfreitag@cazfire.gov). 38.84.21.188 Mozilla/5.0 (Windows NT 10.0; Win64; x64) AppleWebKit/537.36 (KHTML, like Gecko) Chrome/123.0.0.0 Safari/537.36
04/15/2024 12:59PM EDT	Document viewed by Chief Freitag (sfreitag@cazfire.gov). 38.84.21.188 Mozilla/5.0 (Windows NT 10.0; Win64; x64) AppleWebKit/537.36 (KHTML, like Gecko) Chrome/123.0.0.0 Safari/537.36
04/15/2024 12:59PM EDT	Chief Freitag (sfreitag@cazfire.gov) has agreed to terms of service and to do business electronically with Karen Mauldin (kmauldin@cazfire.gov). 38.84.21.188 Mozilla/5.0 (Windows NT 10.0; Win64; x64) AppleWebKit/537.36 (KHTML, like Gecko) Chrome/123.0.0.0 Safari/537.36
04/15/2024 12:59PM EDT	Signed by Chief Freitag (sfreitag@cazfire.gov). 38.84.21.188 Mozilla/5.0 (Windows NT 10.0; Win64; x64) AppleWebKit/537.36 (KHTML, like Gecko) Chrome/123.0.0.0 Safari/537.36
04/15/2024 12:59PM EDT	Document copy sent to Katie Reeves (kreeves@cazfire.gov).
04/15/2024 12:59PM EDT	Document copy sent to Karen Mauldin (kmauldin@cazfire.gov).
04/15/2024 12:59PM EDT	Document copy sent to sdixson@cazfire.gov.
04/15/2024 12:59PM EDT	Document copy sent to Chief Freitag (sfreitag@cazfire.gov).
04/15/2024 12:59PM EDT	Document copy sent to dkrizo@cazfire.gov.
04/15/2024 12:59PM EDT	Document copy sent to Chief Barnes (lbarnes@cazfire.gov).

**CHINO VALLEY FIRE DISTRICT**  
**BOND DEBT SERVICE ACCOUNT BANK RECONCILIATION MARCH, 2024**

<b>Reconciliation:</b>	
Beginning Balance 03/01/2024:	\$ 319,739.87
Tax Revenue:	\$ 7,516.49
Interest Revenue:	\$ 41.80
Principal/Interest Payments:	\$ -
Interest Paid on Tax Roll Corrections:	\$ -
<b>Ending Balance:</b>	<b>\$ 327,298.16</b>

<b>Bank Statement Balance:</b>	
Balance Per Bank:	\$ 327,298.16
Outstanding Checks:	\$ -
Outstanding Deposits:	\$ -
<b>Ending Balance:</b>	<b>\$ 327,298.16</b>

Difference Between Balances: \$ -

<b>Deposits Per Bank Statement:</b>	
Fire District Deposits:	\$ -
Real Estate Taxes:	\$ 7,290.07
Personal Property Taxes:	\$ 226.42
Interest Revenue:	\$ 41.80
Other:	\$ -
<b>Ending Balance:</b>	<b>\$ 7,558.29</b>

Reconciliation Approved By: Scott Freitag  
 Scott Freitag, Fire Chief

Reconciliation Reviewed By: Lee Barnes  
 Lee Barnes, Assistant Chief of Administration

Reconciliation Prepared By: Katie Reeves  
 Katie Reeves, Finance Specialist III

**CHINO VALLEY FIRE DISTRICT**  
**BOND DEBT FUND - MARCH, 2024**

---

Real Estate Taxes:	\$	7,290.07
UPP Taxes:	\$	226.42
Interest Received:	\$	41.80
Other:	\$	-

---

TOTAL:	\$	7,558.29
--------	----	----------

---

---



# Yavapai County Treasurer

## Monthly Statement

Date Range: 3/1/2024 to 3/31/2024

<b>Chino Valley Fire Dist BDS</b>			
<b>Fund: 6065640700</b>			
<b>6065640700</b>	<b>Chino Valley Fire Dist BDS</b>		
Begin Balance:	319,739.87	53,186.62	
Income:	7,558.29	311,425.40	
LOC Advance:	.00	.00	
Expense:	.00	(37,313.86)	LOC: .00
LOC Payments:	.00	.00	Warrants Outstanding: .00
Cash Balance:	327,298.16	327,298.16	End: 327,298.16

### Monthly Statement Summary

Source Code	Description		MTDAmount	YTDAmount
<b>6065640700</b>	<b>Chino Valley Fire Dist BDS</b>	<b>Beginning Balance:</b>	319,739.87	53,186.62
11100.2022	2022 Real Estate Taxes	<i>\$7,290.07</i>	1.04	8,061.62
11100.2023	2023 Real Estate Taxes		7,289.03	287,865.57
12100.2007	2007 Personal Property Taxes		.00	10.46
12100.2008	2008 Personal Property Taxes		.00	5.42
12100.2009	2009 Personal Property Taxes		1.07	15.77
12100.2010	2010 Personal Property Taxes		.00	11.82
12100.2011	2011 Personal Property Taxes		.00	15.65
12100.2012	2012 Personal Property Taxes		.00	18.54
12100.2013	2013 Personal Property Taxes		.65	20.56
12100.2014	2014 Personal Property Taxes	<i>\$226.42</i>	.00	26.35
12100.2015	2015 Personal Property Taxes		.00	28.54
12100.2016	2016 Personal Property Taxes		.00	21.09
12100.2017	2017 Personal Property Taxes		.00	25.45
12100.2018	2018 Personal Property Taxes		.00	36.97
12100.2019	2019 Personal Property Taxes		1.91	53.88
12100.2020	2020 Personal Property Taxes		24.32	284.22
12100.2021	2021 Personal Property Taxes		.00	547.31
12100.2022	2022 Personal Property Taxes		3.60	677.10
12100.2023	2023 Personal Property Taxes		194.87	7,710.64
38109.0	Interest on Investments St Treas		.00	3,745.82
38111.0	Interest on Investments	<i>\$ 41.80</i>	.00	3.76
38113.0	Interest on Investments-Wells Fargo		41.80	2,238.86
90002.0	Interest Pd on Tax Roll Corrections	<i>∅</i>	.00	(15.11)
92190.0	Bond Interest Payment	<i>∅</i>	.00	(37,298.75)
		<b>Ending Balance:</b>	<b>327,298.16</b>	<b>327,298.16</b>

### Monthly Statement Detail

Date	Notes	Doc #	Amount	C/D
------	-------	-------	--------	-----



# Yavapai County Treasurer

## Monthly Statement

Date Range: 3/1/2024 to 3/31/2024

6065640700 Chino Valley Fire Dist BDS			Beginning Balance: 319,739.87	
11100.2022 2022 Real Estate Taxes			Source Code Total: 1.04	
03/11	Tax Distribution	0	1.04	C
11100.2023 2023 Real Estate Taxes			Source Code Total: 7,289.03	
03/01	Tax Distribution	0	61.58	C
03/01	Tax Distribution	0	117.49	C
03/04	Tax Distribution	0	56.30	C
03/04	Tax Distribution	0	162.86	C
03/04	Tax Distribution	0	93.66	C
03/04	Tax Distribution	0	45.25	C
03/05	Tax Distribution	0	100.00	C
03/05	Tax Distribution	0	273.33	C
03/05	Tax Distribution	0	351.31	C
03/05	Tax Distribution	0	13.76	C
03/06	Tax Distribution	0	19.39	C
03/06	Tax Distribution	0	90.96	C
03/06	Tax Distribution	0	50.08	C
03/06	Tax Distribution	0	74.42	C
03/07	Tax Distribution	0	21.62	C
03/07	Tax Distribution	0	174.36	C
03/07	Tax Distribution	0	14.98	C
03/07	Tax Distribution	0	101.51	C
03/08	Tax Distribution	0	178.95	C
03/08	Tax Distribution	0	21.42	C
03/11	Tax Distribution	0	28.55	C
03/11	Tax Distribution	0	65.94	C
03/11	Tax Distribution	0	20.32	C
03/12	Tax Distribution	0	1,465.06	C
03/12	Tax Distribution	0	30.78	C
03/12	Tax Distribution	0	97.40	C
03/13	Tax Distribution	0	201.57	C
03/13	Tax Distribution	0	3.46	C
03/14	Tax Distribution	0	230.53	C
03/14	Tax Distribution	0	61.48	C
03/15	Tax Distribution	0	21.36	C
03/15	Tax Distribution	0	103.49	C
03/18	Tax Distribution	0	4.64	C
03/18	Tax Distribution	0	127.82	C
03/18	Tax Distribution	0	14.96	C
03/18	Tax Distribution	0	64.63	C
03/19	Tax Distribution	0	209.99	C
03/19	Tax Distribution	0	58.13	C
03/19	Tax Distribution	0	63.71	C



# Yavapai County Treasurer

## Monthly Statement

Date Range: 3/1/2024 to 3/31/2024

03/20	Tax Distribution	0	30.95	C
03/20	Tax Distribution	0	83.49	C
03/21	Tax Distribution	0	32.44	C
03/21	Tax Distribution	0	828.28	C
03/21	Tax Distribution	0	13.11	C
03/22	Tax Distribution	0	116.53	C
03/22	Tax Distribution	0	173.04	C
03/25	Tax Distribution	0	8.17	C
03/25	Tax Distribution	0	203.42	C
03/25	Tax Distribution	0	234.16	C
03/25	Tax Distribution	0	19.83	C
03/26	Tax Distribution	0	108.76	C
03/26	Tax Distribution	0	43.13	C
03/26	Tax Distribution	0	7.31	C
03/27	Tax Distribution	0	21.96	C
03/27	Tax Distribution	0	62.32	C
03/28	Tax Distribution	0	94.25	C
03/28	Tax Distribution	0	99.91	C
03/28	Tax Distribution	0	90.69	C
03/29	Tax Distribution	0	120.23	C
12100.2009 2009 Personal Property Taxes			Source Code Total: 1.07	
03/18	Tax Distribution	0	1.07	C
12100.2013 2013 Personal Property Taxes			Source Code Total: .65	
03/08	Tax Distribution	0	.65	C
12100.2018 2018 Personal Property Taxes			Source Code Total: .00	
03/05	Tax Distribution	0	6.46	C
03/06	Tax Distribution	0	(6.46)	C
12100.2019 2019 Personal Property Taxes			Source Code Total: 1.91	
03/04	Tax Distribution	0	1.91	C
03/05	Tax Distribution	0	5.90	C
03/06	Tax Distribution	0	(5.90)	C
12100.2020 2020 Personal Property Taxes			Source Code Total: 24.32	
03/05	Tax Distribution	0	5.33	C
03/06	Tax Distribution	0	(5.33)	C
03/22	Tax Distribution	0	24.32	C
12100.2021 2021 Personal Property Taxes			Source Code Total: .00	
03/05	Tax Distribution	0	5.03	C
03/06	Tax Distribution	0	(5.03)	C
12100.2022 2022 Personal Property Taxes			Source Code Total: 3.60	
03/05	Tax Distribution	0	4.87	C
03/06	Tax Distribution	0	(4.87)	C
03/20	Tax Distribution	0	3.60	C



# Yavapai County Treasurer

## Monthly Statement

Date Range: 3/1/2024 to 3/31/2024

12100.2023 2023 Personal Property Taxes			Source Code Total: 194.87	
03/01	Tax Distribution	0	4.64	C
03/04	Tax Distribution	0	.07	C
03/06	Tax Distribution	0	15.19	C
03/07	Tax Distribution	0	8.16	C
03/07	Tax Distribution	0	4.12	C
03/08	Tax Distribution	0	2.06	C
03/11	Tax Distribution	0	20.72	C
03/12	Tax Distribution	0	16.58	C
03/12	Tax Distribution	0	10.34	C
03/12	Tax Distribution	0	15.58	C
03/13	Tax Distribution	0	9.27	C
03/14	Tax Distribution	0	50.35	C
03/19	Tax Distribution	0	8.37	C
03/21	Tax Distribution	0	13.35	C
03/21	Tax Distribution	0	6.93	C
03/25	Tax Distribution	0	9.14	C
38113.0 Interest on Investments-Wells Fargo			Source Code Total: 41.80	
03/05	Investment Interest	0	41.80	C
			<b>Ending Balance: 327,298.16</b>	

6065640700 Chino Valley Fire Dist BDS



**Chino Valley Fire District**  
**Bank Reconciliation Summary**  
For the Bank Statement ending: 3/31/2024

<b>BANK CONTROL ID: BDS - YAVAPAI COUNTY TREASURER</b>	<b>DESC: BOND DEBT SERVICE</b>	<b>ACCOUNT NO: 6-65640-7000</b>
Beginning Balance:	03/01/24	\$319,739.87
Deposits and Credits:		\$7,558.29
Checks and Charges:		\$0.00
Adjustments:		\$0.00
<b>Ending Balance Per Reconciliation:</b>		<b>\$327,298.16</b>
Ending Balance Per Bank Statement:	03/31/24	\$327,298.16
* Outstanding Deposits and Credits:	03/31/24	\$0.00
* Outstanding Checks and Charges:	03/31/24	\$0.00
<b>Ending Book Balance:</b>	<b>03/31/24</b>	<b>\$327,298.16</b>

\* Outstanding amounts are all outstanding credits and charges dated prior or equal to the Reconciliation date.

**Chino Valley Fire District**  
BR Checks and Charges Cleared  
For the Bank Statement ending:

---

<u>Date</u>	<u>Document</u>	<u>Description</u>	<u>Module</u>	<u>Company</u>	<u>Amount</u>
-------------	-----------------	--------------------	---------------	----------------	---------------

**TOTAL CHECKS AND CHARGES CLEARED:**

**Chino Valley Fire District**  
BR Checks and Charges Outstanding  
For the Bank Statement ending:

---

<u>Date</u>	<u>Document</u>	<u>Description</u>	<u>Module</u>	<u>Company</u>	<u>Amount</u>
-------------	-----------------	--------------------	---------------	----------------	---------------

**TOTAL CHECKS AND CHARGES OUTSTANDING:**

**Chino Valley Fire District**  
BR Deposits and Credits Cleared  
For the Bank Statement ending: 3/31/24

**BDS**      **Yavapai County Treasurer**      **Bond Debt Service**      **6-65640-7000**

<u>Date</u>	<u>Document</u>	<u>Description</u>	<u>Module</u>	<u>Company</u>	<u>Amount</u>
03/31/24	Cash With Yav Cty	BDS Tax and Interest Revenue	GL	CHINOV	\$7,557.25
03/31/24	Cash With Yav Cty	BDS Tax and Interest Revenue	GL	CHINOV	(\$7,557.25)
03/31/24	Cash With Yav Cty	BDS Tax and Interest Revenue	GL	CHINOV	\$7,558.29
<b>TOTAL DEPOSITS AND CREDITS CLEARED:</b>					<b><u>\$7,558.29</u></b>

**Chino Valley Fire District**  
BR Deposits and Credits Outstanding  
For the Bank Statement ending:

---

<u>Date</u>	<u>Document</u>	<u>Description</u>	<u>Module</u>	<u>Company</u>	<u>Amount</u>
-------------	-----------------	--------------------	---------------	----------------	---------------

**TOTAL DEPOSITS AND CREDITS OUTSTANDING:**

**Chino Valley Fire District**  
Bank Reconciliation Register

Document Number	Date	BR Status	Void?	Description	Date Cleared	Amount
<b>MODULE: JOURNAL ENTRIES FROM GENERAL LEDGER</b>						
<b>BANK CONTROL ID: BDS - YAVAPAI COUNTY TREASURER</b>						
Cash With Yav Cty	03/31/24	Marked	No	BDS Tax and Interest Revenue	04/08/24	\$7,557.25
Cash With Yav Cty	03/31/24	Marked	No	BDS Tax and Interest Revenue	04/08/24	(\$7,557.25)
Cash With Yav Cty	03/31/24	Marked	No	BDS Tax and Interest Revenue	04/08/24	\$7,558.29
<b>SUB TOTAL FOR BANK:</b>						<b>\$7,558.29</b>
<b>TOTAL FOR MODULE:</b>						<b>\$7,558.29</b>

**Chino Valley Fire District**  
BR Adjustments Report  
For the Bank Statement ending:

<u>Date</u>	<u>Document</u>	<u>Description</u>	<u>GL Account</u>	<u>Offset Amt</u>	<u>Adj. Amt</u>
-------------	-----------------	--------------------	-------------------	-------------------	-----------------

DOCUMENT:

ADJUSTMENT DOCUMENT " TOTAL:

TOTAL FOR ALL ADJUSTMENTS:

4/8/24

10:16:09 AM

**Chino Valley Fire District**  
**Income Statement**  
 (Original Budget to Actual Comparison)  
 For the period of 3/1/2024 Through 3/31/2024

Fund: (40) Bond Service Fund

	Account	Current Period				Year To Date			
		Actual	Budget	Variance	%	Actual	Budget	Variance	%
<b><u>Revenues</u></b>									
Real Estate Tax	40420000002	\$7,290.07	\$0.00	\$7,290.07	0.0%	\$295,927.19	\$0.00	\$295,927.19	0.0%
Personal Tax Revenue	40420500000	226.42	0.00	226.42	0.0	9,509.77	0.00	9,509.77	0.0
<b>Net Revenues</b>		<b>\$7,516.49</b>	<b>\$0.00</b>	<b>\$7,516.49</b>	<b>0.0 %</b>	<b>\$305,436.96</b>	<b>\$0.00</b>	<b>\$305,436.96</b>	<b>0.0 %</b>
<b>Income (Loss) from Operations</b>		<b>\$7,516.49</b>	<b>\$0.00</b>	<b>\$7,516.49</b>	<b>0.0%</b>	<b>\$305,436.96</b>	<b>\$0.00</b>	<b>\$305,436.96</b>	<b>0.0%</b>
<b><u>Other Income (Expense)</u></b>									
Bond Debt Service Interest Revenue	40430000000	\$41.80	\$0.00	\$41.80	0.0%	\$5,988.44	\$0.00	\$5,988.44	0.0%
Bond Debt Service Interest Expense	40610000000	0.00	0.00	0.00	0.0	(37,313.86)	0.00	(37,313.86)	0.0
<b>Total Other Income (Expense)</b>		<b>\$41.80</b>	<b>\$0.00</b>	<b>\$41.80</b>	<b>0.0 %</b>	<b>\$(31,325.42)</b>	<b>\$0.00</b>	<b>\$(31,325.42)</b>	<b>0.0 %</b>
<b>Net Income (Loss)</b>		<b>\$7,558.29</b>	<b>\$0.00</b>	<b>\$7,558.29</b>	<b>0.0%</b>	<b>\$274,111.54</b>	<b>\$0.00</b>	<b>\$274,111.54</b>	<b>0.0%</b>



4/8/24  
10:16:17 AM

**Chino Valley Fire District**

Balance Sheet

As of 3/31/2024

Fund: (40) Bond Service Fund

Account: (1105) Not Defined

**Assets**

**Current Assets**

Bond Debt Service

\$327,298.16

Total Current Assets

\$327,298.16

**Total Assets**

\$327,298.16

**Total Liabilities and Net Assets**

\$0.00

**Chino Valley Fire District**  
GL Account Ledger - Detail By Period  
3/1/2024 through 3/31/2024

Batch	Journal	Entry #	Date	Job	Document	Description	Debits	Credits	Balance
<b>40.1105.0.0.000</b>						<b>BOND DEBT SERVICE</b>			<b>\$319,739.87</b>
2365	GJ	144349	03/31/24		Cash With Yav Cty	BDS Tax and Interest Revenue March 2024	7,558.29	-	327,298.16
<b>BOND DEBT SERVICE TOTALS:</b>							<b>7,558.29</b>	<b>\$0.00</b>	<b>\$327,298.16</b>
<b>TOTAL OF LEDGER:</b>							<b>7,558.29</b>	<b>\$0.00</b>	<b>\$327,298.16</b>

**Chino Valley Fire District**  
GL Trial Balance Worksheet  
For The Period of 3/1/2024 through 3/31/2024

Account	Description	Balances				Adjustments
		Beginning	Debits	Credits	Ending	
40.1105.0.0.000	Bond Debt Service	\$319,739.87	\$7,558.29	\$0.00	\$327,298.16	
<b>TOTALS:</b>		<b>\$319,739.87</b>	<b>\$7,558.29</b>	<b>\$0.00</b>	<b>\$327,298.16</b>	

\* Inactive accounts are marked and appear in grey.

Document Reference : 20fa96b6-e3ac-4299-9cc7-a1080554c3a4  
Document Title : CHINO BDS BANK REC MARCH 2024  
Document Region : Northern Virginia  
Sender Name : Karen Mauldin  
Sender Email : kmauldin@cazfire.gov  
Total Document Pages : 17  
Secondary Security : Not Required

Participants

1. Katie Reeves (kreeves@cazfire.gov)
2. Chief Barnes (lbarnes@cazfire.gov)
3. Chief Freitag (sfreitag@cazfire.gov)

CC

1. sdixson@cazfire.gov
2. dkrizo@cazfire.gov

### Document History

Timestamp	Description
04/11/2024 16:24PM EDT	Sender downloaded document.
04/11/2024 16:28PM EDT	Document sent by Karen Mauldin (kmauldin@cazfire.gov).
04/11/2024 16:28PM EDT	Email sent to Katie Reeves (kreeves@cazfire.gov).
04/11/2024 16:28PM EDT	Email sent to Karen Mauldin (kmauldin@cazfire.gov).
04/11/2024 17:14PM EDT	Document viewed by Katie Reeves (kreeves@cazfire.gov). 24.117.179.98 Mozilla/5.0 (Windows NT 10.0; Win64; x64) AppleWebKit/537.36 (KHTML, like Gecko) Chrome/123.0.0.0 Safari/537.36
04/11/2024 17:14PM EDT	Document viewed by Katie Reeves (kreeves@cazfire.gov). 24.117.179.98 Mozilla/5.0 (Windows NT 10.0; Win64; x64) AppleWebKit/537.36 (KHTML, like Gecko) Chrome/123.0.0.0 Safari/537.36
04/11/2024 17:14PM EDT	Katie Reeves (kreeves@cazfire.gov) has agreed to terms of service and to do business electronically with Karen Mauldin (kmauldin@cazfire.gov). 24.117.179.98 Mozilla/5.0 (Windows NT 10.0; Win64; x64) AppleWebKit/537.36 (KHTML, like Gecko) Chrome/123.0.0.0 Safari/537.36
04/11/2024 17:14PM EDT	Signed by Katie Reeves (kreeves@cazfire.gov). 24.117.179.98 Mozilla/5.0 (Windows NT 10.0; Win64; x64) AppleWebKit/537.36 (KHTML, like Gecko) Chrome/123.0.0.0 Safari/537.36
04/11/2024 17:14PM EDT	Email sent to Chief Barnes (lbarnes@cazfire.gov).
04/12/2024 21:21PM EDT	Document viewed by Chief Barnes (lbarnes@cazfire.gov). 70.162.139.201 Mozilla/5.0 (Windows NT 10.0; Win64; x64) AppleWebKit/537.36 (KHTML, like Gecko) Chrome/123.0.0.0 Safari/537.36
04/12/2024 21:21PM EDT	Document viewed by Chief Barnes (lbarnes@cazfire.gov). 70.162.139.201 Mozilla/5.0 (Windows NT 10.0; Win64; x64) AppleWebKit/537.36 (KHTML, like Gecko) Chrome/123.0.0.0 Safari/537.36
04/12/2024 21:22PM EDT	Chief Barnes (lbarnes@cazfire.gov) has agreed to terms of service and to do business electronically with Karen Mauldin (kmauldin@cazfire.gov). 70.162.139.201 Mozilla/5.0 (Windows NT 10.0; Win64; x64) AppleWebKit/537.36 (KHTML, like Gecko) Chrome/123.0.0.0 Safari/537.36
04/12/2024 21:22PM EDT	Signed by Chief Barnes (lbarnes@cazfire.gov). 70.162.139.201

## Document History

Timestamp	Description
	Mozilla/5.0 (Windows NT 10.0; Win64; x64) AppleWebKit/537.36 (KHTML, like Gecko) Chrome/123.0.0.0 Safari/537.36
04/12/2024 21:22PM EDT	Email sent to Chief Freitag (sfreitag@cazfire.gov).
04/15/2024 12:59PM EDT	Document viewed by Chief Freitag (sfreitag@cazfire.gov). 38.84.21.188 Mozilla/5.0 (Windows NT 10.0; Win64; x64) AppleWebKit/537.36 (KHTML, like Gecko) Chrome/123.0.0.0 Safari/537.36
04/15/2024 12:59PM EDT	Document viewed by Chief Freitag (sfreitag@cazfire.gov). 38.84.21.188 Mozilla/5.0 (Windows NT 10.0; Win64; x64) AppleWebKit/537.36 (KHTML, like Gecko) Chrome/123.0.0.0 Safari/537.36
04/15/2024 13:00PM EDT	Chief Freitag (sfreitag@cazfire.gov) has agreed to terms of service and to do business electronically with Karen Mauldin (kmauldin@cazfire.gov). 38.84.21.188 Mozilla/5.0 (Windows NT 10.0; Win64; x64) AppleWebKit/537.36 (KHTML, like Gecko) Chrome/123.0.0.0 Safari/537.36
04/15/2024 13:00PM EDT	Signed by Chief Freitag (sfreitag@cazfire.gov). 38.84.21.188 Mozilla/5.0 (Windows NT 10.0; Win64; x64) AppleWebKit/537.36 (KHTML, like Gecko) Chrome/123.0.0.0 Safari/537.36
04/15/2024 13:00PM EDT	Document copy sent to sdixson@cazfire.gov.
04/15/2024 13:00PM EDT	Document copy sent to Chief Barnes (lbarnes@cazfire.gov).
04/15/2024 13:00PM EDT	Document copy sent to Chief Freitag (sfreitag@cazfire.gov).
04/15/2024 13:00PM EDT	Document copy sent to Katie Reeves (kreeves@cazfire.gov).
04/15/2024 13:00PM EDT	Document copy sent to dkrizo@cazfire.gov.
04/15/2024 13:00PM EDT	Document copy sent to Karen Mauldin (kmauldin@cazfire.gov).



**DRAFT 4/22/2024**  
**Fiscal Year 2024-2025**  
**Table of Contents**

<u>Description</u>	<u>Page #</u>
Summary of All Departments	2
Revenue	3
Detail for All Departments	
Administration	4-6
Fire Prevention	7-8
Operations	9-12
Training Center	13-14
Technical Services	15-17
Facilities Maintenance	18-19
Fleet Maintenance	20-21
Warehouse	22-23
Ambulance Service	24-25
Community Relations	26

The Central Arizona Fire and Medical Authority Board of Directors has approved the posting and publication of the Fire District's budget for Fiscal Year 2024-2025 and will hold a Public Hearing to adopt said budget on June 24, 2024 at 8603 E Eastridge in Prescott Valley, AZ at 5:00 P.M.

## DRAFT Budget FY 2024-2025

## All Departments

Maintenance & Operation Budget	CAFMA FY 24	CAFMA FY 25	Variance	Variance (%)
<b>Personnel Services</b>				
Administration	1,890,023	2,220,086	330,063	17.46%
Support Services	2,608,798	2,951,250	342,452	13.13%
Operations	24,390,170	27,491,644	3,101,474	12.72%
<b>Total Personnel Services</b>	28,888,991	32,662,980	3,773,989	13.06%
<b>Supplies</b>				
Administration	35,114	40,414	5,300	15.09%
Support Services	1,983,140	2,103,442	120,302	6.07%
Operations	1,054,224	1,337,600	283,376	26.88%
<b>Total Supplies</b>	3,072,478	3,481,456	408,978	13.31%
<b>Services &amp; Charges</b>				
Administration	712,965	648,265	(64,700)	-9.07%
Support Services	540,972	601,882	60,910	11.26%
Operations	1,856,921	2,147,036	290,115	15.62%
<b>Total Services &amp; Charges</b>	3,110,858	3,397,183	286,325	9.20%
<b>Maintenance &amp; Operation Subtotal</b>	35,072,327	39,541,619	4,469,292	12.74%
<b>Capital &amp; Contingency Budget</b>				
<b>Capital Outlay</b>				
Administration	255,000	20,000	(235,000)	-92.16%
Support Services	890,500	844,200	(46,300)	-5.20%
Operations	539,814	4,144,106	3,604,292	667.69%
<b>Total Capital Outlay</b>	1,685,314	5,008,306	3,322,992	197.17%
<b>Contingency</b>				
Administration	131,906	145,438	13,532	10.26%
Support Services	256,645	282,828	26,183	10.20%
Operations	1,361,442	1,544,853	183,411	13.47%
<b>Total Contingency</b>	1,749,993	1,973,119	223,126	12.75%
<b>Capital &amp; Contingency Budget</b>	3,435,307	6,981,425	3,546,118	103.23%
<b>Total District Budget</b>	<b>38,507,634</b>	<b>46,523,044</b>	<b>8,015,410</b>	<b>20.82%</b>
<b>Department Totals</b>	<b>FY 24</b>	<b>FY 25</b>	<b>Variance</b>	<b>Variance (%)</b>
Administration	3,025,008	3,074,203	49,195	1.63%
Support Services	6,280,055	6,783,602	503,547	8.02%
Operations	29,202,571	36,665,239	7,462,668	25.55%
<b>Total District Budget</b>	<b>38,507,634</b>	<b>46,523,044</b>	<b>8,015,410</b>	<b>20.82%</b>

**Central Arizona Fire and Medical Authority  
Revenue Budget FY 2024-2025**

	CAFMA FY 22	CAFMA FY 23	CAFMA FY 24	CAFMA FY 25	Variance	Variance (%)
<b>Total Budget</b>	30,982,078	35,294,331	38,514,055	46,523,044	8,008,989	22.69%
<b>Carryover</b>	(1,248,548)	(1,613,296)	(1,749,978)	(1,973,119)	223,141	13.83%
<b>Revenue:</b>						
<b>Vehicle Maintenance:</b>						
4300 Outside Agency Work	(40,000)	(40,000)	(40,000)	(40,000)	-	0.00%
4700 Other/Warranty	-	-	-	-	-	-
<b>Total Vehicle Maintenance</b>	(40,000)	(40,000)	(40,000)	(40,000)	-	0.00%
<b>Prevention:</b>						
4400 Construction Permits	(51,250)	(51,250)	(100,000)	(100,000)	-	0.00%
4415 Sprinkler Permits	-	-	-	-	-	-
4420 Fire Alarm Permits	-	-	-	-	-	-
4425 Operational Permits	(1,700)	(1,700)	(10,000)	(10,000)	-	0.00%
4430 Special Events	(2,680)	(2,680)	(2,680)	(2,680)	-	0.00%
4435 Other Operational Events	-	-	-	-	-	-
5125.31 PAWUIC / Def. Space	(24,000)	(24,000)	(24,000)	(24,000)	-	0.00%
Inspection Fees	-	-	-	-	-	-
Prevention Permits	-	-	-	-	-	-
Special Events Fees	-	-	-	-	-	-
Care Home Inspection Fees	-	-	-	-	-	-
Plan Review Fees	-	-	-	-	-	-
5600 Misc. Prevention	(2,100)	(2,100)	(2,100)	(2,100)	-	0.00%
<b>Total Prevention</b>	(81,730)	(81,730)	(138,780)	(138,780)	-	0.00%
<b>Communications:</b>						
5140.41 Tech Services Contracting	(184,725)	(175,497)	(180,800)	(180,800)	-	0.00%
5141.41 Supplies for Outside Agency Work	(10,000)	(10,000)	(10,000)	(10,000)	-	0.00%
<b>Total Communications</b>	(194,725)	(185,497)	(190,800)	(190,800)	-	0.00%
<b>Grants:</b>						
5430 Grant - FEMA - AFG	-	(482,235)	(228,178)	(200,000)	(28,178)	-5.84%
Grant - ADOHS - HAZMAT Meter	-	(23,000)	(23,000)	(20,000)	(3,000)	-13.04%
Grant - Highway Safety	-	-	-	(8,000)	8,000	-
Grant - CDS Award	-	-	-	(800,000)	800,000	-
Grant - DFFM	-	-	-	(350,000)	350,000	-
Grant - FEMA - SAFER	(71,618)	(350,000)	(596,000)	(480,000)	(116,000)	-33.14%
<b>Total Grants</b>	(71,618)	(855,235)	(847,178)	(1,858,000)	(116,000)	-13.56%
<b>Warehouse:</b>						
5700 Warehouse Purchasing Group	(210,000)	(210,000)	(210,000)	(180,000)	(30,000)	-14.29%
<b>Training Center:</b>						
5900 CARTA Classes	(15,000)	(15,000)	(10,000)	(10,000)	-	-
5905 CPR / EMS Classes	(26,000)	(26,000)	(10,000)	(10,000)	-	0.00%
<b>Other:</b>						
4001 Fire Protection Contracts	(180,000)	(180,000)	(180,000)	(180,000)	-	0.00%
1200 Capital Reserve Account	(2,084,500)	(560,000)	(400,000)	(3,194,000)	2,794,000	498.93%
4800 Off-District Fires	(50,000)	(50,000)	(50,000)	(50,000)	-	0.00%
4900 Interest Income	(50,000)	(50,000)	(60,000)	(250,000)	190,000	380.00%
5300 Prop 207 Revenue	-	(410,000)	(420,000)	(400,000)	(20,000)	-4.88%
5100 Misc. Revenue (YRMC CP Program)	(10,900)	(110,900)	(10,900)	-	(10,900)	-9.83%
5400 Donations	(500)	(500)	(500)	(500)	-	0.00%
5855 Admin 61 Lease	(30,000)	(30,000)	(36,000)	(37,030)	1,030	3.43%
5350 Rebates Refunds	-	-	-	-	-	-
5110 Ambulance Revenue	-	(2,000,000)	(2,000,000)	(2,290,000)	290,000	14.50%
<b>Total Other</b>	(2,405,900)	(3,391,400)	(3,157,400)	(6,401,530)	2,954,130	87.11%
<b>Total Non-Levy Revenues</b>	(4,293,521)	(6,418,158)	(6,354,136)	(10,802,229)	4,448,093	70.00%
<b>Additional Funding Requirement</b>	26,688,475	28,876,173	32,159,919	35,720,815	3,560,896	11.07%
<b>Net A.V.</b>	148,731,831	158,703,847	169,546,725	CVFD 186,036,913	16,490,188	9.73%
	799,558,835	859,302,015	927,942,187	CYFD 1,004,688,503	76,746,316	8.27%
	948,290,666	1,018,005,862	1,097,488,912	1,190,725,416	93,236,504	8.50%
<b>Funding Requirement by District</b>						
3100 CVFD	5,222,136	5,575,524	6,013,391	CVFD 6,529,519	516,128	8.58%
3200 CYFD	21,466,421	23,300,649	26,146,528	CYFD 29,191,296	3,044,768	11.65%
<b>Actual/Estimated Tax Rate</b>	\$3.2499	\$3.2879	\$3.3179	CVFD \$3.3179	\$0.0000	0.00%
	\$2.6320	\$2.6700	\$2.7700	CYFD \$2.8700	\$0.1000	3.75%



**Central Arizona Fire and Medical  
Draft Budget FY 2024-25  
General Fund  
Administration**

	CAFMA Budget FY 22	CAFMA Budget FY 23	CAFMA Budget FY 24	Actual -	CAFMA Budget FY 25	Budget Variance \$\$	Budget Variance %
<b>Personnel Services</b>							
6100.1 Salaries							
<i>Total Salaries</i>	914,298	1,048,452	1,078,202	-	1,253,277	175,075	16.24%
6101.1 CEO Fire Chief (70-10)	170,761	182,039	188,411		195,005	6,594	3.50%
6110.1 Overtime	9,000	9,000	9,000		9,000	-	0.00%
6130.1 PSPRS Retirement	136,422	157,842	73,273		81,823	8,550	11.67%
6129.1 ASRS Retirement	81,863	94,896	96,672		118,910	22,238	23.00%
6133.1 401A - Fire Chief	33,503	35,716	36,966		38,260	1,294	3.50%
6132.1 401A (Employees participating in DROP) Tier 1	-	-	16,090		-	(16,090)	-100.00%
401A Tier 2B and 3 opt ins (4%)	-	-	-		-	-	-
PSPRS Legacy costs	69,261	79,296	13,189		14,333	1,144	8.67%
6150.1 Workers Compensation Insurance							
Chief	8,442	16,200	14,508		15,776	1,268	8.74%
Admin at FF Worker's Comp rate	12,527	24,712	22,550		23,717	1,167	5.18%
Office (Sal + OT+ Assign)	1,929	4,039	3,654		4,458	804	22.00%
<i>Total Workers Compensation Insurance</i>	22,898	44,951	40,712		43,951	3,239	7.96%
6151.1 Workers Comp Ins. / Volunteers	11	10	8		8	-	0.00%
6170.1 Unemployment Insurance	3,211	3,211	963		1,667	704	73.10%
6180.1 401A-ASRS (previously FICA)	52,122	59,631	60,931		60,085	(846)	-1.39%
6181.1 Medicare Tax	15,864	17,973	18,496		21,131	2,635	14.25%
6190.1 Health Insurance	152,640	167,040	168,960		181,296	12,336	7.30%
<b>Total Personnel Services</b>	<b>1,661,854</b>	<b>1,900,057</b>	<b>1,801,873</b>	<b>-</b>	<b>2,018,746</b>	<b>216,873</b>	<b>12.04%</b>
<b>Supplies</b>							
6200.1 Office Supplies							
Office Small Equipment Replacement	500	500	500		500	-	0.00%
<i>Total Office Supplies</i>	500	500	500		500	-	0.00%
6205.1 In-House Duplication & Printing							
Monthly Copier Charge (Lease, Maint, Supplies)	15,000	15,000	15,000		15,000	-	0.00%
<i>Total In-house Dupl &amp; Printing</i>	15,000	15,000	15,000		15,000	-	0.00%
6210.1 Fire Corp Program							
Recruitment / Retention	260	260	260		260	-	0.00%
Uniforms	200	200	200		200	-	0.00%
Routine Supplies	40	40	40		40	-	0.00%
Training	-	-	-		-	-	-
<i>Total Fire Corp Program</i>	500	500	500		500	-	0.00%
6230.1 Uniforms (\$200 each)	3,000	3,550	3,550		3,550	-	0.00%
6240.1 Library Reference							
AFDA Handbook Insert Update	-	-	-		-	-	-
ATRA Tax Summary	-	-	-		-	-	-
Books/CDs	300	300	300		300	-	0.00%
EMS Best Practices	270	270	270		270	-	0.00%
FLSA Handbook	475	475	475		475	-	0.00%
Legal Briefings for Fire Chiefs	99	99	99		99	-	0.00%
Personnel Law Update	200	200	200		200	-	0.00%
Public Employment Law	295	295	295		295	-	0.00%
Routine Subscriptions	650	650	650		650	-	0.00%
<b>Total Supplies</b>	<b>21,764</b>	<b>22,314</b>	<b>22,314</b>	<b>-</b>	<b>22,314</b>	<b>-</b>	<b>0.00%</b>
<b>Services and Charges</b>							
6400.1 Audit & Accounting	36,000	36,000	36,000		36,000	-	0.00%
6405.1 Other Professional Services							
US Bank GADA Admin Fees	-	-	-		-	-	-
Yavapai County MIS Maps	-	-	-		-	-	-
Annexations - Legal Descriptions/Surveys	1,500	1,500	1,500		1,500	-	0.00%
County Charges	1,500	1,500	1,500		1,500	-	0.00%
Bond Fees	-	-	-		-	-	-
Fingerprint Charges	1,200	1,200	1,500		1,500	-	0.00%
Background services	400	400	1,200		1,200	-	0.00%
Wage study	40,000	40,000	40,000		40,000	-	0.00%
Labor Law materials	-	-	-		500	500	-
<i>Total Other Professional Services</i>	44,600	44,600	45,700		46,200	500	1.09%

Central Arizona Fire and Medical  
 Draft Budget FY 2024-25  
 General Fund  
 Administration

	CAFMA Budget FY 22	CAFMA Budget FY 23	CAFMA Budget FY 24	Actual -	CAFMA Budget FY 25	Budget Variance \$\$	Budget Variance %
6410.1 Legal Services	70,000	70,000	70,000		70,000	-	0.00%
.600 Legal Services - Non - Routine	7,500	7,500	7,500		7,500	-	0.00%
.605 Legal Services - CON	50,000	75,000	130,000	-	50,000	(80,000)	-61.54%
Total Legal Services	127,500	152,500	207,500	-	127,500	(80,000)	-38.55%
6415.1 Mental Health							
Coverage - HB2502	14,000	32,500	68,100		68,100	-	0.00%
Follow up	1,900	1,900	1,900		1,900	-	0.00%
EAP program	30,000	55,000	55,000		55,000	-	0.00%
Partners Academy	-	-	-		3,000	3,000	-
Total Mental Health	45,900	89,400	125,000	-	125,000	-	0.00%
6420.1 Employee Assistance Program							
Routine	4,700	4,700	26,700		26,700	-	0.00%
HR/Supervisor Referrals	2,000	2,000	2,000		2,000	-	0.00%
CISD	2,500	2,500	2,500		2,500	-	0.00%
Total Employee Assistance Program	9,200	9,200	31,200	-	31,200	-	0.00%
6435.1 Postage							
Postage Meter	1,550	2,000	2,000		2,000	-	0.00%
Misc Postage Supplies (ink, labels, etc.)	250	250	250		250	-	0.00%
Shipping (UPS, FedEx, etc.)	300	300	300		300	-	0.00%
Postage	4,400	5,000	5,000		5,000	-	0.00%
Total Postage	6,500	7,550	7,550	-	7,550	-	0.00%
6441.1 Fire Board Expenses							
Misc. (Shirts, Business Cards, Name Tags, Good Will)	500	500	500		500	-	0.00%
Total Fire Board Expenses	500	500	500		500	-	0.00%
6470.1 Newspaper Advertising							
Routine	1,100	1,100	1,100		1,100	-	0.00%
Legal notices - Budget	350	350	350		350	-	0.00%
Bids @ \$35	250	250	250		250	-	0.00%
Annexations	200	200	200		200	-	0.00%
Public Hearings @ \$25	100	100	100		100	-	0.00%
Job or Position Openings	2,000	2,000	3,000		3,000	-	0.00%
Total Newspaper Advertising	4,000	4,000	5,000	-	5,000	-	0.00%
6490.1 Outside Duplication & Printing							
Business Cards & Stationery	600	600	600		600	-	0.00%
Forms & Reports	750	750	1,250		1,250	-	0.00%
Finance	400	400	400		400	-	0.00%
Total Outside Dupl & Printing	1,750	1,750	2,250		2,250	-	0.00%
6500.1 Insurance							
Umbrella Policy + Cybersecurity	145,000	176,000	196,000		205,800	9,800	5.00%
Total Insurance	145,000	176,000	196,000		205,800	9,800	5.00%
6580.1 Repairs & Maintenance - Equipment							
Typewriter & Fax	100	100	100		100	-	0.00%
Routine	400	400	400		400	-	0.00%
Total Repair & Maintenance - Equipment	500	500	500	-	500	-	0.00%
6590.1 Training & Travel							
Fire Chief Classes/Conferences	2,000	2,000	2,000		2,000	-	0.00%
Administrative Chief Classes/Conferences	2,000	2,000	2,000		2,000	-	0.00%
Support Services Chief Classes/Conferences	2,000	2,000	2,000		2,000	-	0.00%
AFCA / AFDA Conferences	6,000	6,000	6,000		6,000	-	0.00%
Finance - GFOA Classes (2 Attendees)	500	500	500		500	-	0.00%
CYMA Conference (2 Attendees)	6,000	6,000	6,000		6,000	-	0.00%
National Fire Academy (3)	1,000	1,000	1,000		1,000	-	0.00%
SHRM/HR Conferences	1,800	1,800	6,000	-	9,000	3,000	50.00%
Routine (Wildland Billing/Legal Update Classes)	3,000	3,000	3,000		3,000	-	0.00%
Total Training & Travel	24,300	24,300	28,500	-	31,500	3,000	10.53%
6595.1 Awards							
Employee Plaques	400	1,400	1,400		1,400	-	0.00%
Longevity Pins (+ certificates)	700	700	700		700	-	0.00%
Employee Award	4,700	4,700	4,700		4,700	-	0.00%
Civilian Plaques	75	75	75		75	-	0.00%
Safety Awards	500	500	500		500	-	0.00%
Award Ceremonies	6,200	8,200	8,700		8,700	-	0.00%
Total Awards	12,575	15,575	16,075	-	16,075	-	0.00%

Central Arizona Fire and Medical  
 Draft Budget FY 2024-25  
 General Fund  
 Administration

	CAFMA Budget FY 22	CAFMA Budget FY 23	CAFMA Budget FY 24	Actual -	CAFMA Budget FY 25	Budget Variance \$\$	Budget Variance %
6600.1 Dues							
AFDA-CAFMA	2,000	2,000	2,000		2,000	-	0.00%
Arizona Fire Chief Assn	1,200	1,200	1,200		1,200	-	0.00%
Yavapai County Chiefs Association	150	150	150		150	-	0.00%
CV Chamber of Commerce	100	100	100		100	-	
PV Chamber of Commerce	300	300	300		300	-	0.00%
IAFC ()	800	800	800		800	-	0.00%
IPMA-HR (1)	200	200	200		200	-	0.00%
ICC	150	150	150		150	-	0.00%
CLIA	-	-	-		-	-	-
Rotary Club CV	-	-	-		-	-	-
Chase VISA	195	195	-		-	-	-
Society for Human Resource (2) (SHRM)	500	500	750		750	-	0.00%
PV Econ. Dev. Foundation	1,000	1,000	-		-	-	-
GFOA (2)	840	840	1,340		1,340	-	0.00%
Prsct Area Human Resource Assoc. (2)	200	200	200		200	-	0.00%
Prescott Newspapers	-	-	-		-	-	-
<b>Total Dues</b>	<b>7,635</b>	<b>7,635</b>	<b>7,190</b>		<b>7,190</b>	<b>-</b>	<b>0.00%</b>
6610.1 Miscellaneous	2,500	2,500	2,500		2,500	-	0.00%
<b>Total Services &amp; Charges</b>	<b>462,085</b>	<b>564,635</b>	<b>711,465</b>	<b>-</b>	<b>644,765</b>	<b>(66,700)</b>	<b>-9.38%</b>
<b>Capital Outlay</b>							
7701.0 Allocation to Capital Reserve account	79,956	100,000	185,000		-	(185,000)	-100.00%
7720.1 Capital Outlay - Building Admin building	-	-	-		-	-	-
7730.3 Capital Outlay - Vehicles Fire Chief car						-	-
7750.1 Capital Outlay - Accounting Software Capital Asset Software	-	-	20,000		20,000	-	0.00%
<b>Total Capital Outlay</b>	<b>79,956</b>	<b>100,000</b>	<b>205,000</b>	<b>-</b>	<b>20,000</b>	<b>(185,000)</b>	<b>-90.24%</b>
<b>Total Administration Budget</b>	<b>2,225,659</b>	<b>2,587,006</b>	<b>2,740,652</b>	<b>-</b>	<b>2,705,825</b>	<b>(34,827)</b>	<b>-1.27%</b>
<b>Contingency</b>	<b>107,285</b>	<b>124,350</b>	<b>126,783</b>	<b>-</b>	<b>134,291</b>	<b>7,508</b>	<b>5.92%</b>
<b>Total Budget with Contingency</b>	<b>2,332,944</b>	<b>2,711,356</b>	<b>2,867,435</b>	<b>-</b>	<b>2,840,116</b>	<b>(34,827)</b>	<b>-1.21%</b>

Central Arizona Fire and Medical  
Draft Budget FY 2024-25  
General Fund  
Community Relations

	CAFMA Budget FY 22	CAFMA Budget FY 23	CAFMA Budget FY 24	Actual -	CAFMA Budget FY 25	Budget Variance \$\$	Budget Variance %	
<b>Personnel Services</b>								
6100.6	Salaries							
	<i>Total Salaries</i>	-	-	59,401	-	152,685	93,284	157.04%
6110.6	Overtime	-	-	5,000		5,000	-	0.00%
6129.6	ASRS Retirement	-	-	7,838		19,348	11,510	146.85%
6150.6	Worker's Compensation Insurance	-	-	296		725	429	144.93%
6170.6	Unemployment Insurance	-	-	128		189	61	47.66%
6180.6	401A-ASRS (previously FICA)	-	-	3,993		9,776	5,783	144.83%
6181.6	Medicare Tax	-	-	934		2,286	1,352	144.75%
6190.6	Health Insurance	-	-	10,560		11,331	771	7.30%
<b>Total Personnel Services</b>		<b>0</b>	<b>0</b>	<b>88,150</b>	<b>-</b>	<b>201,340</b>	<b>113,190</b>	<b>128.41%</b>
<b>Supplies</b>								
6230.6	Uniforms	-	-	300		600	300	100.00%
6240.6	Community Relations Supplies	-	-	10,000		15,000	5,000	50.00%
	Community Education Supplies	-	-	2,500		2,500	-	
<b>Total Supplies</b>		<b>-</b>	<b>-</b>	<b>12,800</b>	<b>-</b>	<b>18,100</b>	<b>5,300</b>	<b>41.41%</b>
<b>Services and Charges</b>								
6405.6	Other Professional Services	-	-	-		-	-	-
	<i>Total Other Professional Services</i>	-	-	-		-	-	-
6590.6	Training & Travel	-	-	1,500		3,500	2,000	133.33%
<b>Total Services and Charges</b>		<b>-</b>	<b>-</b>	<b>1,500</b>	<b>-</b>	<b>3,500</b>	<b>2,000</b>	<b>133.33%</b>
<b>Capital Outlay</b>								
7730.6	Capital Outlay - Vehicles	-	-	-		-	-	-
	Community Relations Vehicle	-	-	50,000		-	(50,000)	-100.00%
<b>Total Capital Outlay</b>		<b>-</b>	<b>-</b>	<b>50,000</b>	<b>-</b>	<b>-</b>	<b>(50,000)</b>	<b>-100.00%</b>
<b>Total Community Relations Budget</b>		<b>-</b>	<b>-</b>	<b>152,450</b>	<b>-</b>	<b>222,940</b>	<b>70,490</b>	<b>46.24%</b>
<b>Contingency</b>		<b>-</b>	<b>-</b>	<b>5,123</b>	<b>-</b>	<b>11,147</b>	<b>6,024</b>	<b>117.59%</b>
<b>Total Budget with Contingency</b>		<b>-</b>	<b>-</b>	<b>157,573</b>	<b>-</b>	<b>234,087</b>	<b>76,514</b>	<b>48.56%</b>

Central Arizona Fire and Medical  
 Draft Budget FY 2024-25  
 General Fund  
 Facilities Maintenance

	CAFMA Budget FY 22	CAFMA Budget FY 23	CAFMA Budget FY 24	Actual -	CAFMA Budget FY 25	Budget Variance \$\$	Budget Variance %
<b>Personnel Services</b>							
6100.43 Salaries							
<i>Total Salaries</i>	129,519	139,977	148,096	-	230,409	82,313	55.58%
6110.43 Overtime	5,000	5,000	5,000		5,000	-	0.00%
6129.43 ASRS Retirement	16,438	17,644	18,632		28,885	10,253	55.03%
6150.43 Worker's Compensation Insurance	6,651	12,902	11,788		19,045	7,257	61.56%
6170.43 Unemployment Insurance	428	428	128		189	61	47.66%
6180.43 401A-ASRS (previously FICA)	8,340	8,989	9,492		14,595	5,103	53.76%
6181.43 Medicare Tax	1,951	2,102	2,220		3,413	1,193	53.74%
6190.43 Health Insurance	19,080	20,880	21,120		22,662	1,542	7.30%
<b>Total Personnel Services</b>	<b>187,407</b>	<b>207,922</b>	<b>216,476</b>	<b>0</b>	<b>324,198</b>	<b>107,722</b>	<b>49.76%</b>
<b>Supplies</b>							
6230.43 Uniforms	1,000	1,000	1,000		1,000	-	0.00%
6240.43 Facilities Maintenance Supplies	530	530	530		530	-	0.00%
6270.4.3.001 Building Maintenance Supplies (Maint Acct for Stns)	20,500	20,500	20,500		22,550	2,050	10.00%
6270.4.3.002 Building Maintenance Supplies - Facilities	2,500	2,500	2,500		2,750	250	10.00%
6270.4.3.011 Administration	7,000	7,000	7,000		7,700	700	10.00%
6270.4.3.035 Building Maintenance Supplies - Training Center	13,500	13,500	13,500		16,200	2,700	20.00%
6270.4.3.041 Building Maintenance Supplies - Technical Services	4,000	4,000	4,000		4,400	400	10.00%
6270.4.3.048 Building Maintenance Supplies - Fleet Maintenance	5,000	5,000	5,000		5,500	500	10.00%
6270.4.3.049 Building Maintenance Supplies - Warehouse	5,000	5,000	5,000		5,500	500	10.00%
6270.4.3.050 Building Maintenance Supplies - Station 50	4,000	4,000	4,000		4,400	400	10.00%
6270.4.3.051 Building Maintenance Supplies - Station 51	5,600	5,600	5,600		6,160	560	10.00%
6270.4.3.052 Building Maintenance Supplies - Station 52	2,000	2,000	2,000		2,200	200	10.00%
6270.4.3.053 Building Maintenance Supplies - Station 53	5,000	5,000	5,000		5,500	500	10.00%
6270.4.3.054 Building Maintenance Supplies - Station 54	5,000	5,000	5,000		5,500	500	10.00%
6270.4.3.056 Building Maintenance Supplies - Station 56	2,000	2,000	2,000		2,200	200	10.00%
6270.4.3.057 Building Maintenance Supplies - Station 57	5,000	5,000	5,000		5,500	500	10.00%
6270.4.3.058 Building Maintenance Supplies - Station 58	5,000	5,000	5,000		5,500	500	10.00%
6270.4.3.059 Building Maintenance Supplies - Station 59	5,000	5,000	5,000		5,500	500	10.00%
6270.4.3.061 Building Maintenance Supplies - Station 61	9,000	9,000	9,000		9,900	900	10.00%
6270.4.3.062 Building Maintenance Supplies - Station 62	5,000	5,000	5,000		5,500	500	10.00%
6270.4.3.063 Building Maintenance Supplies - Station 63	5,000	5,000	5,000		5,500	500	10.00%
6270.4.3.064 Building Maintenance Supplies - Station 64	-	-	-		-	-	-
<i>Total Building Maintenance - Routine</i>	115,100	115,100	115,100	-	127,960	12,860	11.17%
6270.4.3.100 Large Projects							
Large building maintenance projects	175,000	150,000	175,000		175,000	-	0.00%
Routine work	-	-	-		-	-	-
Asphalt replacement	-	-	-		-	-	-
Large Project - changes annually	-	-	-		-	-	-
Landscaping equipment	-	-	-		-	-	-
Grease Trap Pump	-	-	-		-	-	-
Airmation Filters	-	-	-		-	-	-
<i>Total Building Maintenance</i>	175,000	150,000	175,000		175,000	-	0.00%
6271.4.3 Furniture & Fixture Replacement							
CARTA Furniture & Fixtures	1,700	1,700	1,700		1,700	-	0.00%
Technical Services	1,750	1,750	1,750		1,750	-	0.00%
Routine Furniture Replacement (chairs, tables, beds)	12,500	12,500	12,500		12,500	-	0.00%
Routine Fixture/Appliance Replacement	13,250	13,250	13,250		13,250	-	0.00%
<i>Total Furniture &amp; Fixture Replacement</i>	29,200	29,200	29,200		29,200	-	0.00%
6296.43 Rentals	-	-	-	-	-	-	-
6300.43 Small Tools	11,500	11,500	11,500		11,500	-	0.00%
<b>Total Supplies</b>	<b>332,330</b>	<b>307,330</b>	<b>332,330</b>	<b>-</b>	<b>345,190</b>	<b>12,860</b>	<b>3.87%</b>
<b>Services and Charges</b>							
6405.43 Other Professional Services	-	-	-		-	-	-
Alarm / Sprinkler Annual Maintenance	9,700	9,700	9,700		9,700	-	0.00%
Fire and security alarm monitoring	11,000	11,000	11,000		11,000	-	0.00%
Backflow Test @ St. 59, 57, 533, 53, & Maint.	650	650	650		650	-	0.00%
Generator Service Contract	18,500	18,500	18,500		18,500	-	0.00%
Administrative building	4,600	4,600	4,600		4,600	-	0.00%

Central Arizona Fire and Medical  
 Draft Budget FY 2024-25  
 General Fund  
 Facilities Maintenance

	CAFMA Budget FY 22	CAFMA Budget FY 23	CAFMA Budget FY 24	Actual -	CAFMA Budget FY 25	Budget Variance \$\$	Budget Variance %
<i>Total Other Professional Services</i>	44,450	44,450	44,450		44,450	-	0.00%
6535.43 Pest Control	5,000	5,000	5,000		5,000	-	0.00%
6508.43 Cable TV	1,575	1,575	1,575		1,575	-	0.00%
6510.43 Electric	168,973	168,500	168,500		168,500	-	0.00%
6512.43 Sanitation	9,260	9,260	9,260		9,260	-	0.00%
6520.43 Natural Gas	22,150	22,150	22,150		22,150	-	0.00%
6530.43 LPG	32,725	32,725	32,725		32,725	-	0.00%
6540.43 Water/Sewer	20,940	20,940	20,940		20,940	-	0.00%
<i>Total Utilities</i>	255,623	255,150	255,150		255,150	-	0.00%
6580.43 Outside Repair & Maintenance - Equipment							
Fire Exting Svc	1,200	1,200	1,200		1,200	-	0.00%
PT Equipment Repair	1,500	1,500	1,500		1,500	-	0.00%
<i>Total Outside Repair &amp; Maintenance - Equipment</i>	2,700	2,700	2,700		2,700	-	0.00%
6590.43 Training & Travel	1,500	1,500	1,500		7,000	5,500	366.67%
<b>Total Services and Charges</b>	<b>309,273</b>	<b>308,800</b>	<b>308,800</b>	<b>-</b>	<b>314,300</b>	<b>5,500</b>	<b>1.78%</b>
<b>Capital Outlay</b>							
7730.48 Capital Outlay - Vehicles							
Facilities Truck (2- 1 replace, 1 New)	-	-	-		130,000	130,000	-
7720.43 Capital Outlay - Building							
Station 53 Generator	-	-	55,000		-	(55,000)	-100.00%
Station 53 East Side Remodel	50,000	-	-		-	-	-
Station 58 Workout Room Remodel	-	50,000	-		-	-	-
Garage Door replacement long term replacement plan	32,000	-	-		-	-	-
Parking Lot long term Plan	84,500	84,500	-		-	-	-
Station 57 interior upgrades	-	-	-		150,000	150,000	-
Station 59 Apparatus Building	330,000	-	350,000		150,000	(200,000)	-57.14%
<b>Total Capital Outlay</b>	<b>796,500</b>	<b>134,500</b>	<b>405,000</b>	<b>-</b>	<b>430,000</b>	<b>25,000</b>	<b>6.17%</b>
<b>Total Facilities Maintenance Budget</b>	<b>1,625,510</b>	<b>958,552</b>	<b>1,262,606</b>	<b>-</b>	<b>1,413,688</b>	<b>151,082</b>	<b>11.97%</b>
<b>Contingency</b>	<b>41,451</b>	<b>41,203</b>	<b>42,880</b>		<b>49,184</b>	<b>6,304</b>	<b>14.70%</b>

Central Arizona Fire and Medical  
 Draft Budget FY 2024-25  
 General Fund  
 Fleet Maintenance

	CAFMA Budget FY22	CAFMA Budget FY 23	CAFMA Budget FY 24	Actual -	CAFMA Budget FY 25	Budget Variance \$\$	Budget Variance %
<b>Personnel Services</b>							
6100.48	Salaries						
	<i>Total Salaries</i>						
	413,251	391,395	410,200		438,060	27,860	6.79%
6104.48	400	400	400		400	-	0.00%
6110.48	23,000	23,000	23,000		23,000	-	0.00%
6129.48	39,866	35,987	37,745		40,733	2,988	7.92%
6130.48	59,549	67,791	30,987		36,240	5,253	16.95%
	401A (Employees participating in DROP) new						
	-	-	-		-	-	-
6150.48	21,588	36,913	33,387		37,332	3,945	11.82%
6170.48	1,070	1,070	320		473	153	47.81%
6180.48	19,538	17,645	18,541		19,869	1,328	7.16%
6181.48	6,331	6,015	6,287		6,691	404	6.43%
6190.48	50,085	54,810	55,440		56,655	1,215	2.19%
<b>Total Personnel Services</b>	<b>634,678</b>	<b>635,026</b>	<b>616,307</b>	<b>-</b>	<b>659,453</b>	<b>43,146</b>	<b>7.00%</b>
<b>Supplies</b>							
6220.48	285,000	359,500	450,000		450,000	-	0.00%
6221.48	18,500	25,000	25,000		31,500	6,500	26.00%
6230.48	2,750	2,750	2,750		2,750	-	0.00%
6242.48	12,000	13,000	13,000		18,500	5,500	42.31%
6250.48	Vehicle Maintenance						
	Routine						
	150,000	164,000	164,000	-	224,000	60,000	36.59%
	Fork Lift Maintenance						
	-	-	-		-	-	-
	<i>Total Vehicle Maintenance</i>						
	150,000	164,000	164,000		224,000	60,000	36.59%
6251.48	6,500	8,000	8,000		8,000	-	0.00%
6260.48	Firefighting Equipment Maintenance						
	Routine						
	8,000	8,000	8,000		10,500	2,500	31.25%
	Saw parts & repairs (chain saws and circular saws)						
	10,000	10,000	10,000		12,500	2,500	25.00%
	TIC Maintenance						
	2,000	2,000	2,000		2,500	500	25.00%
	Extrication Equipment Maintenance						
	1,500	1,500	1,500		2,000	500	33.33%
	<i>Total Firefighting Equipment Maintenance</i>						
	21,500	21,500	21,500		27,500	6,000	27.91%
6263.48	SCBA Compressor Maintenance						
	SCBA Compressor Maintenance						
	10,000	10,000	10,000		12,500	2,500	25.00%
	<i>Total SCBA Maintenance</i>						
	10,000	10,000	10,000		12,500	2,500	25.00%
6265.48	50,000	66,000	66,000		82,500	16,500	25.00%
6266.48	6,500	6,500	6,500		6,500	-	0.00%
6281.48	24,000	24,000	24,000		24,000	-	0.00%
6300.48	Small Tools						
	6,500	6,500	6,500		6,500	-	0.00%
	Tool match						
	2,500	2,500	2,500		5,000	2,500	100.00%
<b>Total Supplies</b>	<b>595,750</b>	<b>709,250</b>	<b>799,750</b>	<b>-</b>	<b>899,250</b>	<b>99,500</b>	<b>12.44%</b>

Central Arizona Fire and Medical  
 Draft Budget FY 2024-25  
 General Fund  
 Fleet Maintenance

	CAFMA Budget FY22	CAFMA Budget FY 23	CAFMA Budget FY 24	Actual -	CAFMA Budget FY 25	Budget Variance \$\$	Budget Variance %
<b>Services and Charges</b>							
6580.48	Outside Repair / Vehicle Maintenance Equipment						
	19,000	19,000	19,000		19,000	-	0.00%
	3,500	3,500	3,500		3,500	-	0.00%
	<i>Total Outside Repair / Veh Maint Equip</i>	<i>22,500</i>	<i>22,500</i>		<i>22,500</i>	<i>-</i>	<i>0.00%</i>
6590.48	Training & Travel						
	4,000	4,000	4,000		4,000	-	0.00%
	-	-	-		-	-	-
	-	-	-		-	-	-
	-	-	-		-	-	-
	<i>Total Training &amp; Travel</i>	<i>4,000</i>	<i>4,000</i>		<i>4,000</i>	<i>-</i>	<i>0.00%</i>
<b>Total Services and Charges</b>	<b>26,500</b>	<b>26,500</b>	<b>26,500</b>	<b>-</b>	<b>26,500</b>	<b>-</b>	<b>0.00%</b>
<b>Capital Outlay</b>							
7730.48	Capital Outlay - Vehicles						
	-	-	-		-	-	-
7740.48	Capital Outlay - Equipment						
		23,000	-		-		
			90,000		-	(90,000)	-100.00%
					17,500	17,500	-
<b>Total Capital Outlay</b>	<b>-</b>	<b>23,000</b>	<b>90,000</b>	<b>-</b>	<b>17,500</b>	<b>(72,500)</b>	<b>-80.56%</b>
<b>Total Fleet Maintenance Budget</b>	<b>1,256,928</b>	<b>1,393,776</b>	<b>1,532,557</b>	<b>-</b>	<b>1,602,703</b>	<b>70,146</b>	<b>4.58%</b>

DRAFT



Central Arizona Fire and Medical  
 Draft Budget FY 2024-25  
 General Fund  
 Operations

	CAFMA Budget FY 22	CAFMA Budget FY 23	CAFMA Budget FY24	Actual -	CAFMA Budget FY25	Budget Variance \$\$	Budget Variance %
<b>Personnel Services</b>							
6100.3	Salaries / Operations						
	<i>Total Salaries</i>						
	8,838,743	9,586,425	10,853,994		12,045,641	1,191,647	10.98%
6110.3	Recall Overtime (calls, mtgs, EOP testing)						
	45,000	45,000	30,000		30,000	-	0.00%
.250	Recall OT SWAT Response						
	9,000	9,000	9,000		9,000	-	0.00%
6111.3	<b>FLSA pay (range 30, 35 &amp; 40)</b>						
	659,788	718,607	820,648		913,468	92,820	11.31%
6112.3	Shift Overtime						
.200	<b>Routine shift coverage (ad, sick leave, fmla)</b>						
	385,000	479,321	552,700		612,282	59,582	10.78%
	<i>Total Shift Overtime</i>						
	385,000	479,321	552,700	-	612,282	59,582	10.78%
6114.31	Off-District Wildland Fires (shift cover & wildland pay)						
	20,000	50,000	50,000	-	50,000	-	0.00%
6115.35	Training Captain Overtime						
.300	Training Captains						
	29,200	35,200	35,200		35,200	-	0.00%
.304	Special Duty Pay						
	4,950	4,950	4,950		4,950	-	0.00%
.307	EVOG Driver Training Instructor Pay						
	2,500	2,500	2,500		2,500	-	0.00%
.380	Swift Water Training Officers						
	2,500	2,500	2,500		2,500	-	0.00%
	<i>Total Training Captain Overtime</i>						
	39,150	45,150	45,150	-	45,150	-	0.00%
6118.35	Training Coverage Overtime						
.326	Engine Company Training Coverage						
	12,600	12,600	-		-	-	-
.330	Training Coverage						
	26,500	26,500	20,000		20,000	-	0.00%
.336	Coverage - Special Operations Training						
	3,000	3,000	3,000		3,000	-	0.00%
.337	<b>Coverage - Paramedic Upgrade Training (8 Attending)</b>						
	10,000	10,000	-		24,000	24,000	-
.338	Coverage - TRT / Hazmat						
	12,000	12,000	12,000		12,000	-	0.00%
	<i>Total Training Coverage Overtime</i>						
	64,100	64,100	35,000	-	59,000	24,000	68.57%
6103.3	Special Detail Programs						
.425	<b>CPR Program Internal/External (200 Hours)</b>						
	5,000	5,000	5,000		8,000	3,000	60.00%
.426	Telestaff Maintenance (80 hours)						
	2,000	2,000	2,000		2,000	-	0.00%
.431	Employee Health/Immunization Program						
	1,400	1,400	-		-	-	-
.435	CISD Program Shift Peers (30 Hours)						
	500	500	500		500	-	0.00%
.439	Communications / Tower Work						
	6,500	6,500	2,000		2,000	-	0.00%
.440	Haz Mat Program (25 Hours)						
	625	625	625		625	-	0.00%
.441	Hose Program (40 Hours)						
	500	500	500		500	-	0.00%
.442	SCBA Program <i>Trujillo</i>						
	6,500	6,500	6,500		6,500	-	0.00%
.447	Recruit Acad. & Spec. Proj. (Asst Instructors)						
	8,700	8,700	44,000		44,000	-	0.00%
.449	Promotional Testing (Evaluators & Assistants)						
	8,250	8,250	8,250		8,250	-	0.00%
.452	Misc.						
	8,000	8,000	8,000		8,000	-	0.00%
	<i>Total Special Detail Programs</i>						
	47,975	47,975	77,375	-	80,375	3,000	3.88%
6103.35	Special Detail / Training Instructors						
.476	Special Ops Annual Eng Co. Training Instructor						
	2,600	2,600	2,600		2,600	-	0.00%
.479	CARTA Class Instructors						
	5,000	5,000	5,000		5,000	-	0.00%
.482	In-house EMS Training (Niemynski)						
	25,000	25,000	15,000		15,000	-	0.00%
.483	Tower Resue / Instructor						
	1,000	1,000	1,000		1,000	-	0.00%
	<i>Total Special Detail / Training Instructors</i>						
	33,600	33,600	23,600	-	23,600	-	0.00%
6104.3	Supervisor Assignment Pay						
	Capt 2 positions/day						
	17,520	17,520	17,520		17,520	-	0.00%
	Eng 3 positions/day						
	26,280	26,280	26,280		26,280	-	0.00%
	Battalion Chiefs 1 position/day						
	8,760	8,760	8,760		8,760	-	0.00%
	<i>Total Suprv Assignment Pay</i>						
	52,560	52,560	52,560	-	52,560	-	0.00%
6105.3	<b>Vacation/Sick Leave Buy-Back</b>						
	300,000	300,000	300,000		200,000	(100,000)	-33.33%
6130.3	<b>PSPRS Retirement</b>						
	4,058,275	4,819,339	1,940,908		2,287,050	346,142	17.83%
	105,305	108,478	260,777		325,824	65,047	24.94%
	PSPRS additional to meet minimum						
	-	-	-		-	-	-
6132.3	401A (Employees participating in DROP) Old Tier 1						
	160,714	157,042	208,479		212,435	3,956	1.90%
	55,308	55,935	56,028		52,610	(3,418)	-6.10%
	45,995	46,199	54,272		47,971	(6,301)	-11.61%
6130.3	<b>PSPRS Legacy costs</b>						
	429,697	475,383	190,946		266,089	75,143	39.35%
6131.3	<b>Certificate of Participation Debt Servicing</b>						
	-	-	3,632,485		3,984,098	351,613	9.68%
6150.3	<b>Workers Compensation Insurance</b>						
	504,037	990,613	966,352		1,126,215	159,863	16.54%
6170.3	<b>Unemployment Insurance</b>						
	25,901	25,901	7,771		11,471	3,700	47.61%
6170.32	<b>Unemployment Insurance/Reserves</b>						
	-	-	-		-	-	-
6181.3	<b>Medicare Tax</b>						
	152,176	165,760	186,325		204,756	18,431	9.89%
6185.3	<b>Post Employment Health Plan (2%)</b>						
	115,526	132,633	319,659		364,232	44,573	13.94%
6190.3	<b>Health Insurance</b>						
	1,163,880	1,273,680	1,288,320		1,382,382	94,062	7.30%
6191.3	<b>Health Insurance Assistance</b>						
	580,960	610,008	680,000		727,600	47,600	7.00%
<b>Total Personnel Services</b>							
	17,892,690	20,292,709	22,641,909		25,113,809	2,471,900	10.92%
<b>Supplies</b>							
6212.3	Employee Health & Wellness Supplies						
	ECG Stickers, Alcohol Preps, Electrode Gel						
	157	157	-		-	-	-
	<i>Total Employee Health &amp; Wellness Supplies</i>						
	157	157	-	-	-	-	-

Central Arizona Fire and Medical  
 Draft Budget FY 2024-25  
 General Fund  
 Operations

	CAFMA Budget FY 22	CAFMA Budget FY 23	CAFMA Budget FY24	Actual -	CAFMA Budget FY25	Budget Variance \$\$	Budget Variance %
6215.3							
Medical Supplies - Disposable (tape, 4x4's, ekg Electrodes, monitor paper, gloves, etc.)	99,399	99,399	155,000		155,000	-	0.00%
Pandemic supplies (replacement)	33,600	33,600	35,000		35,000	-	0.00%
YRMC Drug Box Charges	7,500	7,500	10,000		10,000	-	0.00%
<b>Total Medical Supplies</b>	<b>140,499</b>	<b>140,499</b>	<b>200,000</b>	<b>-</b>	<b>200,000</b>	<b>-</b>	<b>0.00%</b>
6216.3							
CPR Supplies & Books							
CPR Supplies	6,900	6,900	6,900		6,900	-	0.00%
New Instructor Supplies (2)	600	600	600		600	-	0.00%
First Aid Supplies	2,500	2,500	2,500		2,500	-	0.00%
<b>Total CPR Supplies &amp; Books</b>	<b>10,000</b>	<b>10,000</b>	<b>10,000</b>	<b>-</b>	<b>10,000</b>	<b>-</b>	<b>0.00%</b>
6217.3							
Medical Equipment Replacement (Niemynski)							
<b>Routine</b>	<b>22,050</b>	<b>22,050</b>	<b>22,050</b>		<b>77,353</b>	<b>55,303</b>	<b>250.81%</b>
<b>Total Medical Equipment Replacement</b>	<b>22,050</b>	<b>22,050</b>	<b>22,050</b>	<b>-</b>	<b>77,353</b>	<b>55,303</b>	<b>250.81%</b>
6230.3							
Uniforms							
Full-time Employees (135 * 600 SAFER)	78,000	81,000	81,000		81,000	-	0.00%
Promotion/New Hire Costs	9,000	33,000	33,000		33,000	-	0.00%
Dress Uniforms	10,000	10,000	10,000		10,000	-	0.00%
BC's Uniforms (6)	3,000	3,000	3,000		3,000	-	0.00%
Assistant Chief Uniforms	750	750	750		750	-	0.00%
Replacement / Retirement Costs	1,000	1,000	1,000		1,000	-	0.00%
Boot Supplies	200	200	200		200	-	0.00%
Repair/Damaged Uniforms	500	500	500		500	-	0.00%
.540 Honor Guard / Pipes & Drums Uniforms	4,000	4,000	4,000		4,000	-	0.00%
<b>Total Uniforms</b>	<b>106,450</b>	<b>133,450</b>	<b>133,450</b>	<b>-</b>	<b>133,450</b>	<b>-</b>	<b>0.00%</b>
6231.3							
Protective Clothing (130 full-time)							
<b>Turnouts (10 year rotation)</b>	<b>93,800</b>	<b>93,800</b>	<b>93,800</b>		<b>98,800</b>	<b>5,000</b>	<b>5.33%</b>
Helmets (10 year rotation)	6,100	6,100	6,100		6,500	400	6.56%
<b>Turnout boots (10 year rotation)</b>	<b>4,880</b>	<b>4,880</b>	<b>4,880</b>		<b>7,800</b>	<b>2,920</b>	<b>59.84%</b>
.100 <b>Station boots (4 year rotation)</b>	<b>18,300</b>	<b>18,300</b>	<b>18,300</b>		<b>19,500</b>	<b>1,200</b>	<b>6.56%</b>
<b>New Hire PPE</b>	<b>-</b>	<b>50,000</b>	<b>105,000</b>		<b>110,000</b>	<b>5,000</b>	<b>4.76%</b>
<b>Particulate Hoods</b>	<b>-</b>	<b>34,000</b>	<b>15,000</b>		<b>4,500</b>	<b>(10,500)</b>	<b>-70.00%</b>
Other (Gloves, wildland, helmet name shields...)	10,000	10,000	10,000		10,000	-	0.00%
Safety Glasses	630	630	630		630	-	0.00%
PPE Washing Supplies/Service	600	600	600		600	-	0.00%
<b>Repairs</b>	<b>7,500</b>	<b>7,500</b>	<b>7,500</b>		<b>10,000</b>	<b>2,500</b>	<b>33.33%</b>
<b>Total Protective Clothing</b>	<b>141,810</b>	<b>225,810</b>	<b>261,810</b>	<b>-</b>	<b>268,330</b>	<b>6,520</b>	<b>2.49%</b>
6240.3							
Operations Supplies / Routine							
<b>Accreditation Supplies (Accreditation Manager)</b>	<b>500</b>	<b>500</b>	<b>500</b>		<b>15,000</b>	<b>14,500</b>	<b>2900.00%</b>
Routine Supplies	1,200	1,200	1,200		1,200	-	0.00%
Honor Guard Equipment	3,850	3,850	3,850		3,850	-	0.00%
<b>Total Operations Supplies/Routine</b>	<b>5,550</b>	<b>5,550</b>	<b>5,550</b>	<b>-</b>	<b>20,050</b>	<b>14,500</b>	<b>261.26%</b>
6245.3							
<b>Public Education / EMS (Niemynski)</b>	<b>2,500</b>	<b>2,500</b>	<b>2,500</b>		<b>-</b>	<b>(2,500)</b>	<b>-100.00%</b>
6289.3							
Firefighting Equipment (Feddema)							
Routine replacement (salvage covers, etc.)	6,600	6,600	6,600		6,600	-	0.00%
Foam (Class A)	25,000	25,000	25,000		25,000	-	0.00%
Foam (Class B)	2,500	2,500	2,500		2,500	-	0.00%
<b>Nozzle Replacement</b>	<b>2,000</b>	<b>2,000</b>	<b>2,000</b>		<b>5,000</b>	<b>3,000</b>	<b>150.00%</b>
Ladders (Trujillo)	10,000	10,000	10,000		10,000	-	0.00%
Routine Hose Replacement	9,500	9,500	20,000		20,000	-	0.00%
<b>Total Firefighting Equipment</b>	<b>55,600</b>	<b>55,600</b>	<b>66,100</b>	<b>-</b>	<b>69,100</b>	<b>3,000</b>	<b>4.54%</b>
6290.3							
Firefighting Equipment New Purchases	50,000	50,000	50,000		50,000	-	0.00%
<b>New Engines (1) equipment</b>	<b>30,000</b>	<b>30,000</b>	<b>30,000</b>		<b>30,000</b>	<b>-</b>	<b>0.00%</b>
6291.3							
<b>Haz-Mat Equipment</b>	<b>9,000</b>	<b>9,000</b>	<b>10,000</b>		<b>18,000</b>	<b>8,000</b>	<b>80.00%</b>
<b>Total Haz-Mat Equipment</b>	<b>9,000</b>	<b>9,000</b>	<b>10,000</b>	<b>-</b>	<b>18,000</b>	<b>8,000</b>	<b>80.00%</b>
6293.3							
Technical Rescue Equipment							
Drake - Equip/Tools	3,000	3,000	3,000		3,000	-	0.00%
Technical Rescue new equipment	7,000	7,000	7,000		7,000	-	0.00%
Technical Rescue routine replacement	4,000	4,000	4,000		4,000	-	0.00%
<b>Total Technical Rescue Equipment</b>	<b>14,000</b>	<b>14,000</b>	<b>14,000</b>	<b>-</b>	<b>14,000</b>	<b>-</b>	<b>0.00%</b>
6294.3							
Drone Program	3,500	3,500	6,500		15,000	8,500	130.77%
6295.3							
Wildland Equipment (Abel)							
<b>Misc. Wildland Equip., tools, fittings</b>	<b>5,000</b>	<b>10,000</b>	<b>20,000</b>	<b>-</b>	<b>30,000</b>	<b>10,000</b>	<b>50.00%</b>
<b>Total Wildland Equipment</b>	<b>5,000</b>	<b>10,000</b>	<b>20,000</b>	<b>-</b>	<b>30,000</b>	<b>10,000</b>	<b>50.00%</b>
6297.3							
Exercise Equipment - Ops							
Weight Equipment	10,000	10,000	10,000		10,000	-	0.00%
<b>Total Exercise Equipment - Ops</b>	<b>10,000</b>	<b>10,000</b>	<b>10,000</b>	<b>-</b>	<b>10,000</b>	<b>-</b>	<b>0.00%</b>
<b>Total Supplies</b>	<b>606,116</b>	<b>722,116</b>	<b>841,960</b>	<b>-</b>	<b>945,283</b>	<b>103,323</b>	<b>12.27%</b>
<b>Services and Charges</b>							
6405.3							
Other Professional Services							
<b>Accreditation</b>	<b>10,000</b>	<b>10,000</b>	<b>10,000</b>		<b>40,000</b>	<b>30,000</b>	<b>300.00%</b>
Backboard Retrieval Service (Niemynski)	2,200	2,200	2,200		2,200	-	0.00%

Central Arizona Fire and Medical  
 Draft Budget FY 2024-25  
 General Fund  
 Operations

	CAFMA Budget FY 22	CAFMA Budget FY 23	CAFMA Budget FY24	Actual -	CAFMA Budget FY25	Budget Variance \$\$	Budget Variance %
Oxygen Refilling Svcs./hydrotesting (Niemynski)	3,000	3,000	5,000		7,000	2,000	40.00%
Fingerprint fees \$24 each	240	240	240		240	-	0.00%
ACT (Formerly TIP)	28,711	28,711	28,711		28,711	-	0.00%
Opticom Repairs/Parts	3,000	3,000	5,000		5,000	-	0.00%
Alarm Monitoring	800	800	800		800	-	0.00%
<b>Total Other Professional Services</b>	<b>47,951</b>	<b>47,951</b>	<b>51,951</b>	<b>-</b>	<b>83,951</b>	<b>32,000</b>	<b>61.60%</b>
6415.3 Employee Health							
Routine Physical Exam (130 Personnel * \$160)	14,880	14,880	14,880		20,800	5,920	39.78%
Cancer Screening Grant (FEMA) 128	-	530,458	250,996		280,000	29,004	11.56%
Pulmonary Function Test (93* \$32)	2,976	2,976	2,976		2,976	-	0.00%
Audiogram (93@ \$34)	3,162	3,162	3,162		3,162	-	0.00%
Lab Work	-	-	-		-	-	-
CBC (137*8)	1,096	1,096	1,096		1,096	-	0.00%
CMP (137*13)	1,781	1,781	1,781		1,781	-	0.00%
Lipid Profile (137*16)	2,192	2,192	2,192		2,192	-	0.00%
Urinalysis (137*3)	411	411	411		411	-	0.00%
LDH Direct (137*12)	1,644	1,644	1,644		1,644	-	0.00%
HS - CRP Lab (78 x \$16)	1,248	1,248	1,248		1,248	-	0.00%
CEA (78*23)	1,794	1,794	1,794		1,794	-	0.00%
LDH Enzyme (78*7)	546	546	546		546	-	0.00%
PSA Lab (78* \$23)	1,794	1,794	1,794		1,794	-	0.00%
Occult Blood Testing (68* \$16)	1,088	1,088	1,088		1,088	-	0.00%
Heavy Metals Screening (40 * \$23)	920	920	920		920	-	0.00%
12 Lead EKG (37 x \$16)	592	592	592		592	-	0.00%
Stress Tests (41 * \$300)	12,300	12,300	12,300		12,300	-	0.00%
DRE (62*18)	1,116	1,116	1,116		1,116	-	0.00%
Chest X-rays (28* \$59)	1,652	1,652	1,652		1,652	-	0.00%
Physical Exams Tier 4 Employees (4 * \$600)	2,400	2,400	2,400		2,400	-	0.00%
4 ft entry-level physicals @ \$725 + \$325 for psych	4,200	4,200	4,200		4,200	-	0.00%
HazMat Tech Exposures (4*\$725)	2,900	2,900	2,900		2,900	-	0.00%
Max HR Testing for Tier 4 (8*\$200)	1,600	1,600	1,600		1,600	-	0.00%
Hep. B Vaccine/Boosters/Titers (5 x \$360)	1,800	1,800	1,800		1,800	-	0.00%
HIV/Hep-B/TB Post Exposure Lab Work	500	500	500		500	-	0.00%
TB Skin Tests (16@\$60)	960	960	960		960	-	0.00%
Supplies for TB/Flu Shots	75	75	75		75	-	0.00%
Health & OSHA Questionnaire Dr. Review (130*10)	600	600	600		600	-	0.00%
Drug Testing	5,000	5,000	13,000		13,000	-	0.00%
Other Employee Health Issues	2,560	2,560	2,560		2,560	-	0.00%
<b>Total Employee Health</b>	<b>73,787</b>	<b>604,245</b>	<b>332,783</b>	<b>-</b>	<b>367,707</b>	<b>34,924</b>	<b>10.49%</b>
6425.3 Dispatch Services							
Routine	860,966	1,027,979	982,796		1,244,992	262,196	26.68%
<b>Total Dispatch Services</b>	<b>860,966</b>	<b>1,027,979</b>	<b>982,796</b>	<b>-</b>	<b>1,244,992</b>	<b>262,196</b>	<b>26.68%</b>
6442.31 Wildland Expenses	20,000	20,000	20,000		20,000	-	0.00%
6490.3 Outside Duplication & Printing							
Business Cards	350	350	350		350	-	0.00%
Suppression Forms	400	400	400		400	-	0.00%
Survey Cards (+EMS Survey)	750	750	750		750	-	0.00%
Shift Calendars	750	1,000	1,000		1,000	-	0.00%
Routine Forms	300	300	300		300	-	0.00%
<b>Total Outside Duplication &amp; Printing</b>	<b>2,550</b>	<b>2,800</b>	<b>2,800</b>	<b>-</b>	<b>2,800</b>	<b>-</b>	<b>0.00%</b>
6512.3 Sanitation							
Health/Medical Waste Services	1,000	1,000	1,000		1,000	-	0.00%
<b>Total Sanitation Charges</b>	<b>1,000</b>	<b>1,000</b>	<b>1,000</b>	<b>-</b>	<b>1,000</b>	<b>-</b>	<b>0.00%</b>
6520.3 Natural Gas							
Total Natural Gas	-	-	-		-	-	-
6530.3 Outside Repair and Maintenance							
Total LPG	-	-	-		-	-	-
Other EMS Equip Repair (Stryker Maintenance)	1,000	5,200	11,000		17,000	6,000	54.55%
<b>Total Outside Repair &amp; Maintenance - Equipment</b>	<b>20,105</b>	<b>24,305</b>	<b>30,105</b>	<b>-</b>	<b>36,105</b>	<b>6,000</b>	<b>19.93%</b>
6590.3 Training & Travel / Conferences							
Assistant Chief Classes/Conferences (Feddema)	2,000	2,000	2,000		2,000	-	0.00%
Accreditation Training	4,350	4,350	4,350		4,350	-	0.00%
NIMS ICS 300/400	3,640	3,640	3,640		3,640	-	0.00%
BC Training & Travel (\$1000/BC*6)	6,000	6,000	6,000		6,000	-	0.00%
EMS Captain Training & Travel	1,430	1,430	1,430		1,430	-	0.00%
National Fire Academy (9 Attendees)	1,755	1,755	1,755		1,755	-	0.00%
Haz-Mat Technician training (2)	-	-	-		-	-	-
Peer Fitness Training tuition (2 new)	3,200	3,200	3,200		3,200	-	0.00%
Paramedic Class Per Diem (Clinicals) 8	4,800	4,800	4,800		6,400	1,600	33.33%
Telestaff Training/ Continuing Education	2,500	2,500	2,500		2,500	-	0.00%
Suppression Training & Travel	5,700	5,700	5,700		5,700	-	0.00%
CPR (2 new instructors Training & Materials)	600	600	600		600	-	0.00%
CISM Conference (2)	3,900	3,900	3,900		3,900	-	0.00%
EMS training instructors	6,230	6,230	6,230		6,230	-	0.00%
.540 Honor Guard	1,500	1,500	1,500		1,500	-	0.00%
.541 Pipes & Drums	2,500	2,500	2,500		2,500	-	0.00%
Drake - Training	1,000	1,000	1,000		1,000	-	0.00%
<b>Total Training &amp; Travel / Conferences</b>	<b>51,105</b>	<b>51,105</b>	<b>51,105</b>	<b>-</b>	<b>52,705</b>	<b>1,600</b>	<b>3.13%</b>

Central Arizona Fire and Medical  
 Draft Budget FY 2024-25  
 General Fund  
 Operations

	CAFMA Budget FY 22	CAFMA Budget FY 23	CAFMA Budget FY24	Actual -	CAFMA Budget FY25	Budget Variance \$\$	Budget Variance %
6595.3							
Awards (moved to Admin)							
Employee Plaques	400	1,400					-
Longevity Pins (+ certificates)	700	700					-
Employee Award	4,700	4,700					-
Civilian Plaques	75	75					-
Safety Awards	500	500					-
Total Awards	6,375	7,375	-	-			-
6600.3							
Dues							
Assistant Chief	300	300	300		300	-	0.00%
NAEMS	50	50	50		50	-	0.00%
AFCA - Mid-sized Department	1,000	1,000	1,000		1,000	-	0.00%
AzAA - Arizona Ambulance Assn	200	200	200		200	-	0.00%
IAFC - EMS	120	120	120		120	-	0.00%
IAFC (8)	2,200	2,200	2,200		2,200	-	0.00%
CISM	100	100	100		100	-	0.00%
Safety Officer Certification	380	380	380		380	-	-
PV Chamber	50	50	50		50	-	0.00%
Total Dues	4,400	4,400	4,400	-	4,400	-	0.00%
6610.3							
Miscellaneous							
.490 Routine + Fire Ops 101	2,250	2,250	2,250		2,250	-	0.00%
.491 Fire Rehab	2,250	2,250	2,250		2,250	-	0.00%
.492 Taxi Service	550	550	550		550	-	0.00%
.494 Promotional Testing	2,000	2,000	2,000		2,000	-	0.00%
.496 Captain Promotional Testing Supplies & Expenses	1,200	1,200	1,200		1,200	-	0.00%
.498 Firefighter Recruitment Supplies	200	200	200		1,000	800	0.00%
Total Miscellaneous	8,450	8,450	8,450	-	9,250	800	9.47%
<b>Total Services and Charges</b>	<b>1,099,689</b>	<b>1,802,610</b>	<b>1,488,390</b>	<b>-</b>	<b>1,824,410</b>	<b>336,020</b>	<b>22.58%</b>
<b>Capital Outlay</b>							
7730.3							
Capital Outlay - Vehicles							
Type 1 Engine	754,000	-	-		-	-	-
Ladder Truck	-	-	-		2,300,000	2,300,000	-
TRT vehicle	200,000	200,000	200,000		-	(200,000)	-100.00%
Van (15 passenger)	-	-	-		75,000	75,000	-
OPS UTV & Trailer	30,500	33,000	-		-	-	-
Training Captain Truck	-	-	-		78,000	78,000	-
Deputy Chief Truck	55,000	-	-		78,000	78,000	-
BC Truck (V-571 Batt3)	-	-	90,000		-	(90,000)	-100.00%
Water Tender	-	-	-		395,000	395,000	-
Patrol	144,814	144,814	144,814		160,000	15,186	10.49%
Ambulances (2)	-	-	-		800,000	800,000	-
Operations SUV (B3)	-	-	-		50,615	50,615	-
Total Cap Outlay - Vehicles	1,184,314	377,814	434,814	-	3,936,615	3,501,801	805.36%
.100 Capital Outlay - Equipment							
New Type 1 (2), (equip, hose, etc...)	-	-	-		-	-	-
7740.3							
Capital Outlay - Equipment and Facilities							
Station Generator	-	67,500	-		-	-	-
HazMat Meter	-	-	-		20,000	20,000	-
Heart Monitor - Capital Repl. Schedule (2 p/ yr)	42,893	60,000	75,000		80,000	5,000	6.67%
TNT Vehicle Extrication Tool Set	27,188	28,547	30,000		30,831	831	2.77%
TIC	20,000	21,218	-		22,660	22,660	-
Total Capital Outlay - Equipment and Facilities	90,081	177,265	105,000	-	153,491	48,491	46.18%
<b>Total Capital Outlay</b>	<b>1,274,395</b>	<b>555,079</b>	<b>539,814</b>	<b>-</b>	<b>4,090,106</b>	<b>3,550,292</b>	<b>657.69%</b>
<b>Total Operations Budget</b>	<b>20,872,890</b>	<b>23,372,514</b>	<b>25,512,073</b>	<b>-</b>	<b>31,973,608</b>	<b>6,461,535</b>	<b>25.33%</b>
<b>Contingency</b>	<b>990,925</b>	<b>1,141,072</b>	<b>1,248,863</b>		<b>1,394,175</b>	<b>145,312</b>	<b>11.64%</b>
<b>Total Budget with Contingency</b>	<b>21,863,815</b>	<b>24,513,586</b>	<b>26,760,936</b>		<b>33,367,783</b>	<b>6,606,847</b>	<b>24.69%</b>

**Central Arizona Fire and Medical  
Draft Budget FY 2024-25  
General Fund  
Fire Prevention**

	CAFMA Budget FY 22	CAFMA Budget FY 23	CAFMA Budget FY 24	Actual -	CAFMA Budget FY 25	Budget Variance \$\$	Budget Variance %
<b>Personnel Services</b>							
6100.2 Salaries							
<i>Total Salaries</i>	371,045	397,193	420,508	-	451,964	31,456	7.48%
6103.2 Special Detail							
.400 8 Fire Pals (\$25 / hour - 6 hrs./day)	12,600	12,600	12,600		12,600	-	0.00%
.402 Babysitter Program (1 4-hr lecture @ \$25/ hr)	250	250	250		250	-	0.00%
.403 Special Events Assignment Pay (special duty)	4,500	4,500	2,000		2,000	-	0.00%
.404 Fire Investigator Trainees	-	-	-		1,000	1,000	-
Car Seat Technicians	-	-	-		2,000	2,000	-
<i>Total Special Detail</i>	17,350	17,350	14,850	-	17,850	3,000	20.20%
6104.2 Supervisory Assignment (20 Days & \$25)	500	500	500		500	-	0.00%
6110.2 Overtime Salaries	15,000	15,000	15,000		15,000	-	0.00%
Salary & OT TOTAL for St Comp & PSPRS calcs							
6129.2 ASRS Retirement	33,350	35,557	54,869		44,312	(10,557)	-19.24%
6130.2 PSPRS Retirement	-	-	-		34,658	34,658	-
6132.2 401A (Employees participating in DROP) Tier 1	13,099	13,787	-		-	-	-
6150.2 Workers Compensation Insurance							
Fire Marshal & Inspectors	19,969	38,270	34,716		36,564	1,848	5.32%
<i>Total State Compensation Insurance</i>	19,969	38,270	34,716	-	36,564	1,848	5.32%
6170.2 Unemployment Insurance	1,284	1,284	386		569	183	47.41%
6180.2 401A-ASRS	14,884	16,726	27,123		21,142	(5,981)	-22.05%
6181.2 Medicare Tax	5,856	6,236	6,537		6,553	16	0.24%
6190.2 Health Insurance	52,470	57,420	58,080		56,655	(1,425)	-2.45%
<b>Total Personnel Services</b>	<b>544,807</b>	<b>599,323</b>	<b>632,569</b>	<b>-</b>	<b>685,767</b>	<b>53,198</b>	<b>8.41%</b>
<b>Supplies</b>							
6230.2 Uniforms (\$500 each)	3,000	3,000	3,000		3,000	-	0.00%
6242.2 Supplies - Prevention							
Investigations	1,350	1,350	2,000		2,000	-	0.00%
Code Enforcement	1,300	1,300	2,000		2,000	-	0.00%
Routine Supplies	190	190	500		500	-	0.00%
<i>Total Risk Management Supplies</i>	2,840	2,840	4,500	-	4,500	-	0.00%
6243.2 Library Reference Materials							
NFPA Subscription	1,350	1,350	1,350		1,350	-	0.00%
Reference Books	1,500	1,500	1,500		1,500	-	0.00%
Routine Reference Materials	110	110	110		110	-	0.00%
<i>Total Library Supplies</i>	2,960	2,960	2,960		2,960	-	0.00%
6245.2 Public Ed / School Ed							
Carseat program	1,000	1,000	1,000		1,000	-	0.00%
Urban Survival - Handouts	8,500	8,500	5,500		5,500	-	0.00%
Urban Survival - Props	500	500	500		500	-	0.00%
Senior Program & Neighbor to Neighbor	200	200	200		200	-	0.00%
Printed Materials (Brochures)	315	315	315		315	-	0.00%
Smoke Detectors	350	350	350		1,000	650	185.71%
Public Education	1,150	1,150	1,150		1,150	-	0.00%
<i>Total Public Ed / School Ed</i>	12,015	12,015	9,015	-	9,665	650	7.21%
6249.2 Urban Interface / Brush Removal							
.010 PAWUIC Defensible Space Grant Grant	24,000	24,000	5,000		5,000	-	0.00%
<i>Total Urban Interface / Brush Removal</i>	24,000	24,000	5,000	-	5,000	-	0.00%

**Central Arizona Fire and Medical  
Draft Budget FY 2024-25  
General Fund  
Fire Prevention**

	CAFMA Budget FY 22	CAFMA Budget FY 23	CAFMA Budget FY 24	Actual -	CAFMA Budget FY 25	Budget Variance \$\$	Budget Variance %
<b>Total Supplies</b>	<b>44,815</b>	<b>44,815</b>	<b>24,475</b>	-	<b>25,125</b>	<b>650</b>	<b>2.66%</b>
<b>Services and Charges</b>							
6490.2 Outside Duplication & Printing							
Print Media	300	300	300		300	-	0.00%
Risk Management Forms	850	850	850		850	-	0.00%
Business Cards	300	300	300		300	-	0.00%
Routine Forms	250	250	250		250	-	0.00%
<i>Total Outside Duplication &amp; Printing</i>	<i>1,400</i>	<i>1,400</i>	<i>1,400</i>	-	<i>1,700</i>	<i>300</i>	<i>21.43%</i>
6580.2 Prevention Equipment							
Routine Maintenance	200	200	200		200	-	0.00%
Repairs	300	300	300		300	-	0.00%
<i>Total Risk Management Equipment</i>	<i>500</i>	<i>500</i>	<i>500</i>		<i>500</i>	<i>-</i>	<i>0.00%</i>
6590.2 Training & Travel							
AFDA (1)	200	200	200		200	-	0.00%
National Fire Academy (2)	400	400	400		1,000	600	150.00%
Fire Investigator	3,800	3,800	3,800		10,000	6,200	163.16%
Routine	3,000	3,000	3,000		5,000	2,000	66.67%
Fire Marshal Education	1,000	1,000	1,000		1,000	-	0.00%
Fire Code Board of Appeals	400	400	400		400	-	0.00%
State Fire School	1,000	1,000	1,000		1,000	-	0.00%
<i>Total Training &amp; Travel</i>	<i>9,800</i>	<i>9,800</i>	<i>9,800</i>	-	<i>18,600</i>	<i>8,800</i>	<i>89.80%</i>
6600.2 Dues							
PV EDF	72	72	72		72	-	0.00%
Natl Fire Prot Assoc - Fire Marshall	175	175	175		175	-	0.00%
National Fire Sprinkler Assn	50	50	50		50	-	0.00%
AZ State Fire Marshall	30	30	30		30	-	0.00%
International Code Council	135	135	135		200	65	48.15%
Intl Assoc of Arson Investigators	675	675	675		1,000	325	48.15%
Intl Assoc of Fire Chiefs /WFCFA - Fire Marshall	300	300	300		300	-	0.00%
Az Fire & Burn Educators	105	105	105		105	-	0.00%
<i>Total Dues</i>	<i>1,542</i>	<i>1,542</i>	<i>1,542</i>	-	<i>1,932</i>	<i>390</i>	<i>25.29%</i>
6610.2 Miscellaneous							
Host Meetings (AFBEA)	-	-	-		-	-	-
PV Chamber Quarterly Meetings	180	180	180		180	-	0.00%
Chamber Mixer	400	400	400		400	-	0.00%
Citizen Serve	1,800	1,800	1,800		1,800	-	0.00%
Routine	500	500	500		500	-	0.00%
<i>Total Miscellaneous</i>	<i>2,880</i>	<i>2,880</i>	<i>2,880</i>		<i>2,880</i>	<i>-</i>	<i>0.00%</i>
<b>Total Services and Charges</b>	<b>16,122</b>	<b>16,122</b>	<b>16,122</b>	-	<b>25,612</b>	<b>9,490</b>	<b>58.86%</b>
7740.2 Capital Outlay - Equipment							
New Prevention Vehicles	98,282	120,000	-		-	-	-
Electronic Knox Box (Vehicles/Stations)	-	-	70,000		10,000	(60,000)	-85.71%
<i>Total Capital Outlay - Equipment</i>	<i>98,282</i>	<i>120,000</i>	<i>70,000</i>	-	<i>10,000</i>	<i>(60,000)</i>	<i>-85.71%</i>
<b>Total Fire Prevention</b>	<b>704,026</b>	<b>780,260</b>	<b>743,166</b>	-	<b>746,504</b>	<b>3,338</b>	<b>0.45%</b>
<b>Contingency</b>	<b>30,287</b>	<b>33,013</b>	<b>33,658</b>		<b>36,825</b>	<b>3,167</b>	<b>9.41%</b>
<b>Total Budget with Contingency</b>	<b>734,313</b>	<b>813,273</b>	<b>776,824</b>		<b>783,329</b>	<b>6,505</b>	<b>0.84%</b>

**Central Arizona Fire and Medical  
Draft Budget FY 2024-25  
General Fund  
Training Center**

		CAFMA Budget FY 22	CAFMA Budget FY 23	CAFMA Budget FY 24	Actual -	CAFMA Budget FY 25	Budget Variance \$\$	Budget Variance %
<b>Personnel Services</b>								
6100.35	Salaries							
	<i>Total Salaries</i>	250,411	256,633	275,267	-	554,661	270,099	98.12%
6110.35	Overtime (100 hours)	2,828	2,828	2,828		2,828	-	0.00%
6129.35	ASRS Retirement	4,574	4,874	5,045		7,101	2,056	40.75%
6130.35	PSPRS Retirement	101,221	112,235	54,527		102,317	47,790	87.64%
6132.35	401A (Employees participating in DROP)	-	-	-		-	-	-
6150.35	Workers Compensation Insurance	12,175	23,089	21,547		45,101	23,554	109.31%
6170.35	Unemployment Insurance	642	642	192		284	92	47.92%
6180.35	401A-ASRS (previously FICA)	175	175	175		3,764	3,589	2050.86%
6181.35	Medicare Tax	3,571	3,762	4,058		8,084	4,026	99.21%
6190.35	Health Insurance	38,160	41,760	42,240		56,655	14,415	34.13%
<b>Total Personnel Services</b>		<b>413,757</b>	<b>445,998</b>	<b>405,879</b>	<b>-</b>	<b>780,795</b>	<b>374,916</b>	<b>92.37%</b>
<b>Supplies</b>								
6201.35	Computer Supplies & Software							
	Computer Lab Supplies	1,500	1,500	1,500	-	1,500	-	0.00%
	TargetSafety Software	15,700	15,700	15,700		18,500	2,800	17.83%
	<i>Total Computer Supplies &amp; Software</i>	17,200	17,200	17,200	-	20,000	2,800	16.28%
6230.35	Uniforms	1,500	1,500	1,500	-	1,500	-	0.00%
	Training Officers (10)	600	600	600	-	600	-	0.00%
	<i>Total Uniforms</i>	2,100	2,100	2,100		2,100	-	0.00%
6240.35	Library Reference							
	Routine	2,750	2,750	3,000		3,000	-	0.00%
	NFPA Standards	1,200	1,200	1,200		1,200	-	0.00%
	Probationary Packet Materials	2,500	2,500	3,000		3,000	-	0.00%
	<i>Total Library Reference</i>	6,450	6,450	7,200		7,200	-	0.00%
6296.35	Training Center Equipment & Prop Supplies							
	Routine Training Supplies	32,000	32,000	32,000		32,000	-	0.00%
	<i>Total Training Center Equipment / Supplies</i>	32,000	32,000	32,000		32,000	-	0.00%
<b>Total Supplies</b>		<b>57,750</b>	<b>57,750</b>	<b>58,500</b>		<b>61,300</b>	<b>2,800</b>	<b>4.79%</b>
<b>Services and Charges</b>								
6580.35	Outside Repair CARTA	2,000	2,000	2,000		2,000	-	0.00%
6587.35	EMS Training							
	Monthly Run Review (12) Supplies	480	480	480		480	-	0.00%
	Routine Supplies	1,750	1,750	1,750	-	1,750	-	0.00%
	Training Texts at Stations & CARTA (ACLS, PALS)	880	880	880		880	-	0.00%
	<i>Total EMS Training</i>	3,110	3,110	3,110		3,110	-	0.00%
6588.35	CARTA Classes							
	Leadership Training w/ Outside Instructors	4,000	4,000	4,000		4,000	-	0.00%
	Certification Fees for State Cert's	2,200	2,200	2,200		2,200	-	0.00%
	Supplies	4,000	4,000	4,000		4,000	-	0.00%
	Safety Officer Training	-	-	-		-	-	-
	Fire Simulator Train the Trainer	1,500	1,500	1,500		1,500	-	0.00%
	Ladder Class	-	-	-		-	-	-
	Advanced Extrication Classes (Regional Class)	3,000	3,000	3,000		3,000	-	0.00%
	Drivers Trng EVOC Course	1,000	1,000	1,000		1,000	-	0.00%
	<i>Total CARTA Classes</i>	15,700	15,700	15,700		15,700	-	0.00%
6590.35	Training & Travel							
	CARTA personnel Classes & Conferences	3,000	3,000	3,000		3,000	-	0.00%
	State Fire School (3 Attendees)	3,000	3,000	3,000		3,000	-	0.00%
	Peer Fitness	7,700	6,700	6,700		6,700	-	0.00%
	Haz-Mat	2,500	2,500	2,500		2,500	-	0.00%
	Wildland	9,000	9,000	9,000		9,000	-	0.00%
	Special Operations - Swift Water	3,200	3,200	3,200		3,200	-	0.00%
	Special Operations -TRT	3,500	3,500	3,500		3,500	-	0.00%
	<i>Total Training &amp; Travel</i>	31,900	30,900	30,900		30,900	-	0.00%

**Central Arizona Fire and Medical  
Draft Budget FY 2024-25  
General Fund  
Training Center**

	CAFMA Budget FY 22	CAFMA Budget FY 23	CAFMA Budget FY 24	Actual -	CAFMA Budget FY 25	Budget Variance \$\$	Budget Variance %
6591.35.035 Books & Subscriptions / Ops							
EVT Subscription	75	75	75		75	-	0.00%
FCC Subscription	300	300	300		300	-	0.00%
ICS 300/400 Class Material	500	500	500		500	-	0.00%
Wildland Firefighter Subscription	30	30	30		30	-	0.00%
Firehouse Subscription	30	30	30		30	-	0.00%
Fire Engineering Subscription	30	30	30		30	-	0.00%
Books & Subscriptions / Training Center							
Fire Engineering	40	40	40		40	-	0.00%
EMS Responder	45	45	45		-	(45)	-100.00%
<i>Total Books &amp; Subscriptions</i>	1,050	1,050	1,050		1,005	(45)	-4.29%
<b>6593.35 Paramedic Upgrade (\$6000*8)</b>	<b>21,930</b>	<b>21,930</b>	<b>43,860</b>		<b>48,000</b>	<b>4,140</b>	<b>9.44%</b>
6594.35 College - Upper & Lower Division	20,000	20,000	20,000		20,000	-	0.00%
6600.35 Dues							
Dues - AFTA	150	150	150		150	-	0.00%
Dues - IAWF	60	60	60		60	-	0.00%
Dues - FESHE	25	25	25		25	-	0.00%
Dues - ISFSI (10 @\$125)	1,250	1,250	1,250		1,250	-	0.00%
Dues - NFPA	150	150	150		150	-	0.00%
<i>Total Dues</i>	1,635	1,635	1,635		1,635	-	0.00%
<b>Total Services and Charges</b>	<b>97,325</b>	<b>96,325</b>	<b>118,255</b>	<b>-</b>	<b>122,350</b>	<b>4,095</b>	<b>3.46%</b>
<b>Capital Outlay</b>							
7730.35 Fork Lift (Diesel)	-	-	-		-	-	-
John Deere Gator - ATV	-	-	-		-	-	-
Training Chief	-	-	-		-	-	-
<i>Total Cap Outlay - Training Center Phase 3</i>	-	-	-		-	-	-
<b>Total Capital Outlay</b>	<b>-</b>	<b>-</b>	<b>-</b>	<b>-</b>	<b>-</b>	<b>-</b>	<b>-</b>
<b>Total Training Center Budget</b>	<b>568,832</b>	<b>600,073</b>	<b>582,634</b>	<b>-</b>	<b>964,445</b>	<b>381,811</b>	<b>65.53%</b>
<b>Contingency</b>	<b>28,093</b>	<b>30,004</b>	<b>29,219</b>		<b>48,222</b>	<b>19,003</b>	<b>65.04%</b>



Central Arizona Fire and Medical  
Draft Budget FY 2024-25  
General Fund  
Technical Services

	CAFMA Budget FY 22	CAFMA Budget FY 23	CAFMA Budget FY 24	Actual -	CAFMA Budget FY 25	Budget Variance \$\$	Budget Variance %
<b>Personnel Services</b>							
6100.41 Salaries							
<i>Total Salaries</i>	433,677	443,843	601,076	-	635,176	34,100	5.67%
6110.41 Overtime	25,000	25,000	25,000		25,000	-	0.00%
6129.41 ASRS Retirement	56,050	57,058	76,193		81,004	4,811	6.31%
6150.41 Worker's Compensation Insurance	22,677	41,722	48,208		53,408	5,200	10.79%
6170.41 Unemployment Insurance	1,070	1,070	321		719	398	123.99%
6180.41 401A-ASRS (previously FICA)	28,738	29,368	39,117		41,231	2,114	5.40%
6181.41 Medicare Tax	6,751	6,898	9,178		9,673	495	5.39%
6190.41 Health Insurance	52,470	57,420	58,080		67,986	9,906	17.06%
<b>Total Personnel Services</b>	<b>626,433</b>	<b>662,379</b>	<b>857,173</b>	<b>-</b>	<b>914,197</b>	<b>57,024</b>	<b>6.65%</b>
<b>Supplies</b>							
6200.41 Office Supplies	500	500	500		500	-	0.00%
6201.41 Computer Supplies & Software							
Access Control Lock System (Hardware) -maint.	5,000	5,000	5,000		5,000	-	0.00%
Adobe Acrobat License/Upgrades	1,500	1,500	1,500		1,500	-	0.00%
ADSI Software Maintenance	-	-	-		-	-	-
Allison transmission software	900	900	900		900	-	0.00%
Alpine Software (RedNMX)	3,000	3,000	3,000		3,000	-	0.00%
Antivirus License	4,000	4,000	4,000		4,000	-	0.00%
Ruckus (formerly Aruba) Wireless License	2,000	2,000	2,000		2,000	-	0.00%
ASAP Inventory Software Maintenance	2,400	2,400	2,400		2,400	-	0.00%
Barracuda SPAM Updates	4,000	4,000	4,000		4,000	-	0.00%
Century Link / Cisco (SmartNet Contract VoIP)	-	-	-		-	-	-
3CX Renewal	3,500	3,500	3,500		3,500	-	0.00%
Cisco Routers	8,000	8,000	8,000		8,000	-	0.00%
CradlePoint	2,000	2,000	2,000		2,000	-	0.00%
Cummings Software	1,700	1,700	1,700		1,700	-	0.00%
Replacement Computers, plotter - Routine	18,000	18,000	18,000		18,000	-	0.00%
CYMA Payroll Tax Forms	-	-	-		-	-	-
CYMA software maintenance	6,500	6,500	6,500		6,500	-	0.00%
CYMA support	3,000	3,000	3,000		3,000	-	0.00%
Document Locater annual service	4,000	4,000	4,000		4,000	-	0.00%
EMS online learning	5,000	5,000	5,000		5,000	-	0.00%
EPCR - Misc. Hardware Batteries / Chargers	2,500	2,500	2,500		2,500	-	0.00%
EPCR - Imagetrend CAD integration annual	-	-	-		-	-	-
EPCR - Tablet Replacement and other	12,000	12,000	12,000		12,000	-	0.00%
Firehouse Maintenance & Upgrades	5,500	5,500	5,500		5,500	-	0.00%
FireView Annual Software Maintenance	-	-	-		-	-	-
FortiGate Firewall (formerly SonicWall Base & Content)	1,400	1,400	1,400		1,400	-	0.00%
GovInvest	-	7,000	7,000		7,000	-	0.00%
HandTevy Software (Implementation and Annual)	5,845	5,845	5,845		6,137	292	5.00%
ImageTrend	37,000	37,000	37,000		37,000	-	0.00%
ImageTrend Continuum	-	-	-		-	-	-
International scan tool software	1,300	1,300	1,300		1,300	-	0.00%
MDT/Mobile Computing Software - maintenance	-	-	-		-	-	-
Microsoft Licenses/upgrades (Microsoft 365)	12,000	74,000	74,000		74,000	-	0.00%
Mitchell Software Maintenance (Autel/ Mopar)	6,350	11,650	11,650		11,650	-	0.00%
MTP Threat Denial (Antivirus,AntiSpam,AntiMalware)	-	-	-		-	-	-
Net Motion VPN Software	5,000	5,000	5,000		5,000	-	0.00%
Network Solutions SSL License	1,500	1,500	1,500		1,500	-	0.00%
Nutanix Support	7,500	7,500	7,500		7,500	-	0.00%
Printers, hardware, Server, UPS, Battery Equip	13,000	13,000	13,000		13,000	-	0.00%
Pulseway Remote Monitoring and Management	1,000	1,000	1,000		1,000	-	0.00%
Screen Connect	1,000	1,000	1,000		1,000	-	0.00%
PDQ Deploy	2,000	2,000	2,000		2,000	-	0.00%
Pro-Series Fixed Assets	350	-	-		-	-	-
Wildland Data and Avenza Maps (8 Ipad)	-	10,720	10,720		10,720	-	0.00%
Routine Computer Supplies	5,000	5,000	5,000		5,000	-	0.00%
Routine Software/Supplies	3,000	3,000	3,000		3,000	-	0.00%
RS2 - Software Maintenance (door locks)	2,800	2,800	2,800		2,800	-	0.00%
SmartGov - Prevention	-	-	12,000		12,000	-	0.00%
Software Upgrades (General)	4,500	4,500	4,500		4,500	-	0.00%
Telestaff Maintenance/ Licensing	10,000	10,000	10,000		10,000	-	0.00%
Training Center - IT	11,000	11,000	11,000		11,000	-	0.00%
Tri-tech annual	14,000	14,000	14,000		14,000	-	0.00%
Website Supplies / Charges	1,750	1,750	1,750		1,750	-	0.00%
Veem Backup and Replication	3,000	3,000	3,000		3,000	-	0.00%
Zoom	1,000	1,000	1,000		1,000	-	0.00%

Central Arizona Fire and Medical  
 Draft Budget FY 2024-25  
 General Fund  
 Technical Services

	CAFMA Budget FY 22	CAFMA Budget FY 23	CAFMA Budget FY 24	Actual -	CAFMA Budget FY 25	Budget Variance \$\$	Budget Variance %
Active 911	2,500	2,500	2,500		2,500	-	0.00%
Air Advantage	500	500	500		500	-	0.00%
Written Test Bank Software	4,100	4,100	14,600		14,600	-	0.00%
Board Paq (Diligent)	1,560	2,250	2,250		2,250	-	0.00%
Capital Asset Program	-	4,250	5,250		5,250	-	0.00%
<b>Total Computer Supplies &amp; Software</b>	<b>254,455</b>	<b>344,065</b>	<b>367,565</b>	-	<b>367,857</b>	<b>292</b>	<b>0.08%</b>
6211.41 District Mapping Program							
Software Updates (Visio, TOPO, ArcGis, AVALabel)	1,500	1,500	1,500	-	2,000	500	33.33%
ESRI Maintenance Agreement	5,700	5,700	5,700	-	6,000	300	5.26%
Supplies	1,500	1,500	1,500	-	1,700	200	13.33%
<b>Total District Mapping Program</b>	<b>8,700</b>	<b>8,700</b>	<b>8,700</b>	-	<b>9,700</b>	<b>1,000</b>	<b>11.49%</b>
6230.41 Uniforms	2,500	2,500	2,500		2,500	-	0.00%
6240.41 Communication Supplies	1,000	1,000	1,000		1,000	-	0.00%
6274.41 Site / Equipment Maintenance Supplies (formerly 6270)							
Communication Tower Sites Routine	12,000	12,000	12,000		12,000	-	0.00%
Glassford site road maintenance	5,000	5,000	5,000		5,000	-	0.00%
Microwave Trupoint	1,000	1,000	1,000		1,000	-	0.00%
Microwave Equip	7,000	7,000	7,000		7,000	-	0.00%
<b>Total Building Maintenance Supplies</b>	<b>25,000</b>	<b>25,000</b>	<b>25,000</b>	-	<b>25,000</b>	-	<b>0.00%</b>
6280.41 Radio / Pager Maintenance							
Routine	10,500	10,500	10,500		10,500	-	0.00%
Radio Battery Replacement	6,250	6,250	6,250		6,250	-	0.00%
Regular radio replacement	57,000	57,000	57,000		57,000	-	0.00%
Pagers (15) Replace / Repair	-	-	-		-	-	-
Station Alerting Equipment	5,000	5,000	5,000		5,000	-	0.00%
Wildland replacement radios & equipment (+I pads)	17,000	25,000	25,000		25,000	-	0.00%
Headsets Parts / Supplies & Maintenance	3,750	3,750	3,750		3,750	-	0.00%
<b>Total Radio / Pager Maintenance</b>	<b>99,500</b>	<b>107,500</b>	<b>107,500</b>	-	<b>107,500</b>	-	<b>0.00%</b>
6281.41 Supplies for Oustside Agency Work	10,000	10,000	10,000		10,000	-	0.00%
6288.41 Batteries	150	150	150		150	-	0.00%
6292.41 Communications / Technician Tools & Equipment							
Routine Tools & Equipment	6,750	6,750	6,750	-	6,750	-	0.00%
<b>Total Communications/Radio Technician Equipment</b>	<b>6,750</b>	<b>6,750</b>	<b>6,750</b>	-	<b>6,750</b>	-	<b>0.00%</b>
<b>Total Supplies</b>	<b>408,555</b>	<b>506,165</b>	<b>529,665</b>	-	<b>530,957</b>	<b>1,292</b>	<b>0.24%</b>
<b>Services and Charges</b>							
6405.41 Other Professional Services							
FCC Licensing (New Paths Microwave / VHF / UHF)	7,500	7,500	7,500		7,500	-	0.00%
IT Outsourced Support - Labor	30,000	30,000	30,000		60,000	30,000	100.00%
Special Projects	44,000	44,000	44,000		44,000	-	0.00%
EPCR Support (6201)	0	-	-		-	-	-
<b>Total Other Professional Services</b>	<b>81,500</b>	<b>81,500</b>	<b>81,500</b>	-	<b>111,500</b>	<b>30,000</b>	<b>36.81%</b>
6430.41 Communications (previously in Admin)							
Monthly (CenturyLink, Long Distance)	20,000	20,000	15,000		10,000	(5,000)	-33.33%
Phone Line	900	900	900		900	-	0.00%
Cell Phones / Mobile Data	41,300	41,300	41,300		66,220	24,920	60.34%
Internet	13,800	13,800	13,800		13,800	-	0.00%
Global Star - Satellite Phones	2,700	2,700	2,700		2,700	-	0.00%
Mobile Data	10,000	10,000	10,000		-	(10,000)	-100.00%
Phone Repair/Rplce/Upgrade/Equip	3,000	3,000	3,000		3,000	-	0.00%
Redundant Internet	-	-	-		6,000	6,000	-
<b>Total Communications</b>	<b>91,700</b>	<b>91,700</b>	<b>86,700</b>	-	<b>102,620</b>	<b>15,920</b>	<b>18.36%</b>
6590.41 Training & Travel							
All Tech Services personnel	6,500	6,500	6,500		6,500	-	-
<b>Total Training &amp; Travel</b>	<b>6,500</b>	<b>6,500</b>	<b>6,500</b>	-	<b>6,500</b>	-	<b>0.00%</b>
6630.41 Contract Services / Communications & IT							
Conectivity (CYFD)	-	-	-		-	-	-
Glassford State Land Lease / Right-of-way	3,500	3,500	3,500		3,500	-	0.00%
Mt. Francis Improvement District	500	500	500		500	-	0.00%

Central Arizona Fire and Medical  
 Draft Budget FY 2024-25  
 General Fund  
 Technical Services

	CAFMA Budget FY 22	CAFMA Budget FY 23	CAFMA Budget FY 24	Actual -	CAFMA Budget FY 25	Budget Variance \$\$	Budget Variance %
Forest Service - Mt. Francis	4,400	4,400	4,400	-	4,400	-	0.00%
<i>Total Contract Services / Communications &amp; IT</i>	8,400	8,400	8,400	-	8,400	-	0.00%
<b>Total Services and Charges</b>	<b>188,100</b>	<b>188,100</b>	<b>183,100</b>	<b>-</b>	<b>229,020</b>	<b>45,920</b>	<b>25.08%</b>
<b>Capital Outlay</b>							
7730.3 Capital Outlay - Vehicles							
Tech Services Vehicle (radio tech)	49,141	60,000	-	-	64,500	64,500	-
Radio Equipment for New Engines	15,000	-	30,000	-	-	(30,000)	-100.00%
Radio Equipment for New Brush Trucks	5,500	-	-	-	6,500	6,500	-
Radio Equipment for New Non-Ops Staff Vehicles	7,500	7,500	6,000	-	10,000	4,000	66.67%
Radio Equipment for New Ops Staff Vehicles	12,000	-	19,500	-	32,500	13,000	66.67%
Radio Equipment for New Water Tender	-	-	-	-	3,200	3,200	-
7750.41 Capital Outlay - Communication/IT							
Telestaff upgrade	-	-	-	-	-	-	-
Comm and Network Upgrades	200,000	150,000	100,000	-	150,000	50,000	50.00%
Door Lock Replacement	30,000	-	-	-	-	-	-
Move Up Software (DECCAN)	-	-	70,000	-	-	(70,000)	-100.00%
Opticom	-	150,000	-	-	20,000	20,000	-
Existing Equipment Replacement	-	-	100,000	-	100,000	-	0.00%
<b>Total Capital Outlay</b>	<b>319,141</b>	<b>367,500</b>	<b>325,500</b>	<b>-</b>	<b>386,700</b>	<b>61,200</b>	<b>18.80%</b>
<b>Total Technical Services Budget</b>	<b>1,542,229</b>	<b>1,724,144</b>	<b>1,895,438</b>	<b>-</b>	<b>2,060,874</b>	<b>165,436</b>	<b>8.73%</b>
<b>Contingency</b>	<b>61,154</b>	<b>67,832</b>	<b>78,497</b>		<b>83,709</b>	<b>5,212</b>	<b>6.64%</b>
<b>Total Budget with Contingency</b>	<b>1,603,383</b>	<b>1,791,976</b>	<b>1,973,935</b>		<b>2,144,583</b>	<b>170,648</b>	<b>8.65%</b>

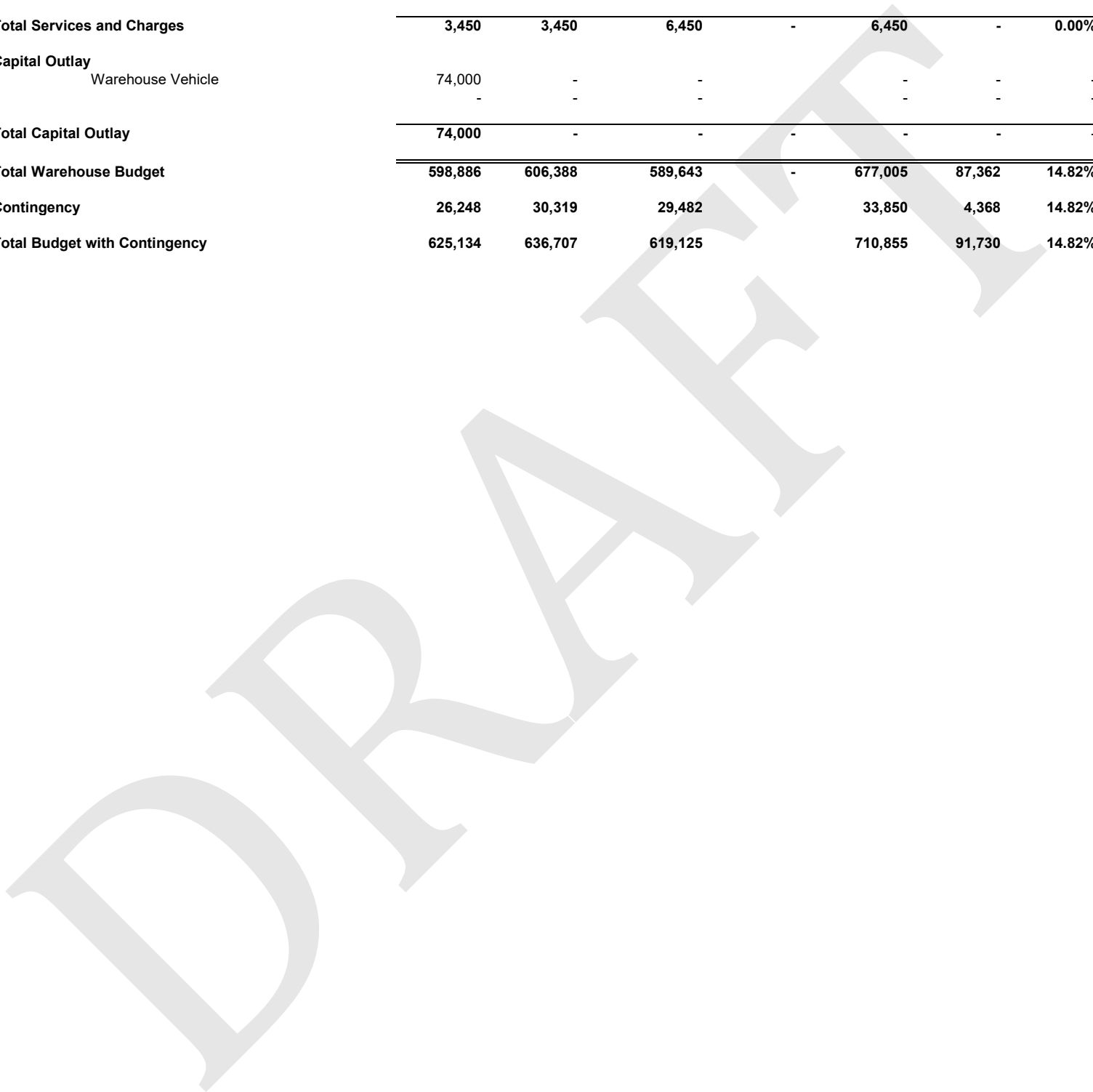


**Central Arizona Fire and Medical  
Draft Budget FY 2024-25  
General Fund  
Warehouse**

	CAFMA Budget FY 22	CAFMA Budget FY 23	CAFMA Budget FY 24	Actual -	CAFMA Budget FY 25	Budget Variance \$\$	Budget Variance %
<b>Personnel Services</b>							
6100.49	Salaries						
	<i>Total Salaries</i>	149,896	175,153	185,133	-	244,757	59,624 32.21%
6103.49.451	Special Detail (140 hrs @ \$40)	5,000	5,000	5,600		5,600	- 0.00%
6110.49	Overtime	15,000	15,000	10,000		10,000	- 0.00%
6129.49	ASRS Retirement	20,068	23,142	23,748		31,946	8,198 34.52%
6150.49	Workers Compensation Insurance	8,152	16,922	15,025		21,063	6,038 40.19%
6170.49	Unemployment Insurance	535	535	160		359	199 124.38%
6180.49	401A-ASRS (previously FICA)	10,224	11,789	12,098		16,142	4,044 33.43%
6181.49	Medicare Tax	2,391	2,757	2,829		3,775	946 33.44%
6190.49	Health Insurance	23,850	31,320	31,680		33,993	2,313 7.30%
<b>Total Personnel Services</b>		<b>235,116</b>	<b>281,618</b>	<b>286,273</b>	<b>-</b>	<b>367,635</b>	<b>81,362 28.42%</b>
<b>Supplies</b>							
6200.49	Office Supplies (all divisions)	12,500	12,500	12,500		12,500	- 0.00%
6205.49	In-House Duplication & Printing	17,250	17,250	17,250		17,250	- 0.00%
6230.49	Uniforms	1,250	1,750	1,750		1,750	- 0.00%
6242.49	Supplies / Bottled Water	6,000	6,000	6,000		6,000	- 0.00%
6245.49	Supplies - Warehouse Purchasing Group	200,000	200,000	170,000		170,000	- 0.00%
6260.49	Ground / Aerial Ladder (moved from Fleet)						
	Testing	-	-	-		8,000	8,000 -
	Maintenance	-	-	-		2,500	2,500 -
6263.49	SCBA Supplies						
	Testing Unit Maintenance / Calibration	-	3,000	3,000		5,000	2,000 66.67%
	SCBA Repair Parts	-	10,500	10,500		6,000	(4,500) -42.86%
	Hydro Testing (140 Bottles)	-	-	-		9,100	9,100 -
	Replacement Masks and parts	-	11,000	11,000		4,000	(7,000) -63.64%
	<i>Total SCBA Supplies &amp; Maintenance</i>	-	24,500	24,500		24,100	(400) -1.63%
6271.49	Furniture & Fixtures						
	Warehouse Furniture & Station Fixtures	6,000	6,000	6,000		6,000	- 0.00%
	<i>Total Furniture &amp; Fixtures</i>	6,000	6,000	6,000		6,000	- 0.00%
6272.49	Janitorial Supplies (all stations)	27,500	33,500	36,850		40,500	3,650 9.91%
	<i>Total Janitorial</i>	27,500	33,500	36,850		40,500	3,650 9.91%
6273.49	Station Supplies (all stations)	11,000	15,000	17,250		20,000	2,750 15.94%
6288.49	Batteries (all divisions except Tech Services)	2,400	2,400	2,400		2,400	- 0.00%
	Sawzall Batteries	770	770	770		770	- 0.00%
6300.49	Small Tools	900	900	900		900	- 0.00%
6310.49	Safety Equipment & Supplies	750	750	750		750	- 0.00%
<b>Total Supplies</b>		<b>286,320</b>	<b>321,320</b>	<b>296,920</b>	<b>-</b>	<b>302,920</b>	<b>6,000 2.02%</b>
<b>Services and Charges</b>							
6405.49	Other Professional Services	-	-	-		-	-
6435.49	Shipping	1,750	1,750	2,250		2,250	- 0.00%
6590.49	Training & Travel	1,500	1,500	4,000		4,000	- 0.00%
6600.49	Dues (government purchasing)	200	200	200		200	-

Central Arizona Fire and Medical  
 Draft Budget FY 2024-25  
 General Fund  
 Warehouse

	CAFMA Budget FY 22	CAFMA Budget FY 23	CAFMA Budget FY 24	Actual -	CAFMA Budget FY 25	Budget Variance \$\$	Budget Variance %
<b>Total Services and Charges</b>	3,450	3,450	6,450	-	6,450	-	0.00%
<b>Capital Outlay</b>							
Warehouse Vehicle	74,000	-	-	-	-	-	-
	-	-	-	-	-	-	-
<b>Total Capital Outlay</b>	<b>74,000</b>	-	-	-	-	-	-
<b>Total Warehouse Budget</b>	<b>598,886</b>	<b>606,388</b>	<b>589,643</b>	-	<b>677,005</b>	<b>87,362</b>	<b>14.82%</b>
<b>Contingency</b>	<b>26,248</b>	<b>30,319</b>	<b>29,482</b>		<b>33,850</b>	<b>4,368</b>	<b>14.82%</b>
<b>Total Budget with Contingency</b>	<b>625,134</b>	<b>636,707</b>	<b>619,125</b>		<b>710,855</b>	<b>91,730</b>	<b>14.82%</b>



**Central Arizona Fire and Medical  
Draft Budget FY 2024-25  
General Fund  
Ambulance Service**

	CAFMA Budget FY 22	CAFMA Budget FY 23	CAFMA Budget FY 24	Actual -	CAFMA Budget FY 25	Budget Variance \$\$	Budget Variance %
<b>Personnel Services</b>							
6100.5	Salaries						
	<i>Total Ambulance Salaries</i>	-	761,494	809,488	-	971,839	162,351 20.06%
6103.5	Special Detail	-	2,000	2,000		2,000	- 0.00%
	<i>Total Special Detail</i>	-	2,000	2,000	-	2,000	- 0.00%
6104.5	Supervisory Assignment (20 Days & \$25)	-	1,000	1,000		1,000	- 0.00%
6110.5	Overtime Salaries	-	38,075	40,474		48,592	8,118 20.06%
6111.3	FLSA Pay	-	-	62,336		70,089	7,753 12.44%
6129.5	ASRS Retirement	-	97,673			7,758	
6130.3	Tier 3 PSPRS Retirement	-	-	87,311		98,237	10,926 12.51%
	PSPRS Legacy costs	-	-	63,931		80,227	16,296 25.49%
6150.5	Workers Compensation Insurance	-					-
	Ambulance Staff	-	67,765	70,324		88,304	17,980 25.57%
	<i>Total State Compensation Insurance</i>	-	67,765	70,324	-	88,304	17,980 25.57%
6170.5	Unemployment Insurance	-	2,783	2,783		3,180	397 14.27%
6180.5	401A-ASRS	-	49,116	52,212		62,684	10,472 20.06%
6181.5	Medicare Tax	-	11,042	13,243		15,827	2,584 19.51%
6190.5	Health Insurance	-	135,720	137,280		147,303	10,023 7.30%
<b>Total Personnel Services</b>		-	<b>1,166,668</b>	<b>1,342,382</b>	-	<b>1,597,040</b>	<b>254,658 18.97%</b>
<b>Supplies</b>							
6200.5	Supplies - Administration						
	Office Supplies	-	606	606		1,000	394 65.02%
6205.5	In house duplication - advertising	-	180	180		180	- 0.00%
	<i>Total Ambulance Administrative Supplies</i>	-	786	786	-	1,180	394 50.13%
6215.5	Medical Supplies - Disposable (tape, 4x4's, ekg electrodes, monitor paper, gloves, etc.)	-	62,340	62,340		65,457	3,117 5.00%
	Medications	-	40,000	40,000		-	(40,000) -100.00%
	YRMC Drug Box Charges	-	2,000	2,000		2,000	- 0.00%
	<i>Total Medical Supplies</i>	-	104,340	104,340	-	67,457	(36,883) -35.35%
6220.5	Fuel / Diesel & Gas	-	10,341	10,341		30,000	19,659 190.11%
6221.5	Oil, Lubrication, and Vehicle Fluid Supplies	-	2,000	2,000		2,000	- 0.00%
6250.5	Vehicle Maintenance Routine	-	6,769	6,769	-	8,000	1,231 18.19%
6272.5	Janitorial Supplies	-	1,528	1,528		2,000	472 30.89%
6290.5	Ambulance Equipment - Routine	-	12,800	10,000		50,000	40,000 400.00%
6230.5	Uniforms (\$600 each + \$1000 new hire)	-	18,000	18,000		21,100	3,100 17.22%
6231.3	Protective Clothing (12 full-time)	-					
	Turnouts (10 year rotation)	-	-	-		4,560	4,560 -
	Helmets (10 year rotation)	-	-	-		600	600 -
	Turnout boots (10 year rotation)	-	-	-		720	720 -
.100	Station boots (4 year rotation)	-	-	-		1,800	1,800 -
	New Hire PPE	-	-	-		132,000	132,000 -
	Particulate Hoods	-	-	-		3,600	3,600 -
	Other (Gloves, wildland, helmet name shields...)	-	-	-		4,800	4,800 -
	Safety Glasses	-	-	-		240	240 -
	PPE Washing Supplies/Service	-	-	-		360	360 -
	Repairs	-	-	-		600	600 -
	<i>Total Protective Clothing</i>	-	-	-	-	149,280	149,280 -

<b>Total Supplies</b>	-	<b>156,564</b>	<b>153,764</b>	-	<b>331,017</b>	<b>177,253</b>	<b>115.28%</b>
<b>Services and Charges</b>							
6400.5	Audit & Accounting	-	4,320	4,320		4,320	- 0.00%
6405.5	Other Professional Services	-					-
	Ambulance Billing	-	67,500	67,500		67,500	- 0.00%
	Medical Director	-	5,600	5,600		5,600	- 0.00%
	Misc. Maintenance Contracts (EMS, Med Equip).	-	12,250	12,250		12,250	- 0.00%
	<i>Total Other Professional Services</i>	-	<u>85,350</u>	<u>85,350</u>	-	<u>85,350</u>	- 0.00%
6410.5	Legal Services	-	65,000	40,000		40,000	- 0.00%
	<i>Total Legal Services</i>	-	<u>65,000</u>	<u>40,000</u>	-	<u>40,000</u>	- 0.00%
6425.5	Dispatch Services	-					
	Routine	-	100,000	80,000		30,000	(50,000) -62.50%
	<i>Total Dispatch Services</i>	-	<u>100,000</u>	<u>80,000</u>	-	<u>30,000</u>	<u>(50,000)</u> -62.50%
6430.5	Communications	-					
	Cell Phone	-	2,000	2,000		2,000	- 0.00%
	Routine (internet)	-	1,000	1,000		1,000	- 0.00%
	Mobile Data	-	2,000	2,000		2,000	- 0.00%
	Equipment replace/ repair/ upgrade	-	3,000	3,000		3,000	- 0.00%
	<i>Total Communications</i>	-	<u>8,000</u>	<u>8,000</u>	-	<u>8,000</u>	- 0.00%
6435.5	Postage	-	225	225		225	- 0.00%
6500.5	Insurance	-					
	Property, Casualty, Liability, and Vehicle	-	6,131	6,131		6,131	- 0.00%
	<i>Total Insurance</i>	-	<u>6,131</u>	<u>6,131</u>	-	<u>6,131</u>	- 0.00%
6508.5	Cable TV	-	100	100		100	- 0.00%
6510.5	Electric	-	9,500	9,500		9,500	- 0.00%
6512.5	Sanitation	-	550	550		550	- 0.00%
6520.5	Natural Gas	-	1,250	1,250		1,250	- 0.00%
6530.5	LPG	-	1,850	1,850		1,850	- 0.00%
6540.5	Water/Sewer	-	1,200	1,200		1,200	- 0.00%
	<i>Total Utilities</i>	-	<u>14,450</u>	<u>14,450</u>		<u>14,450</u>	- 0.00%
6590.5	Training & Travel	-					
	Arizona Amubalnce Association/ AFDA/ EMS	-	9,800	9,800		9,800	- 0.00%
	<i>Total Training &amp; Travel</i>	-	<u>9,800</u>	<u>9,800</u>	-	<u>9,800</u>	- 0.00%
6600.5	Dues (Arizona Ambulance Association)	-	1,000	1,000		1,000	-
6610.5	Routine Miscellaneous	-	1,000	1,000		1,000	- 0.00%
	<b>Total Services and Charges</b>	-	<b>295,276</b>	<b>250,276</b>	-	<b>200,276</b>	<b>(50,000) -19.98%</b>
7740.5	Capital Outlay - Equipment	-					
	Lucas Devices (2)	-	35,814	-		54,000	54,000 -
	<i>Total Capital Outlay - Equipment</i>	-	<u>35,814</u>	-	-	<u>54,000</u>	<u>54,000</u> -
	<b>Total Ambulance Service</b>	-	<b>1,654,322</b>	<b>1,746,422</b>	-	<b>2,182,333</b>	<b>435,911 24.96%</b>
	<b>Contingency</b>	-	<b>76,964</b>	<b>83,360</b>		<b>102,456</b>	<b>19,096 22.91%</b>
	<b>Total Budget with Contingency</b>	-	<b>1,731,286</b>	<b>1,829,782</b>		<b>2,284,789</b>	<b>455,007 24.87%</b>



**DRAFT 4/22/2024**  
**Fiscal Year 2024-2025**  
**Table of Contents**

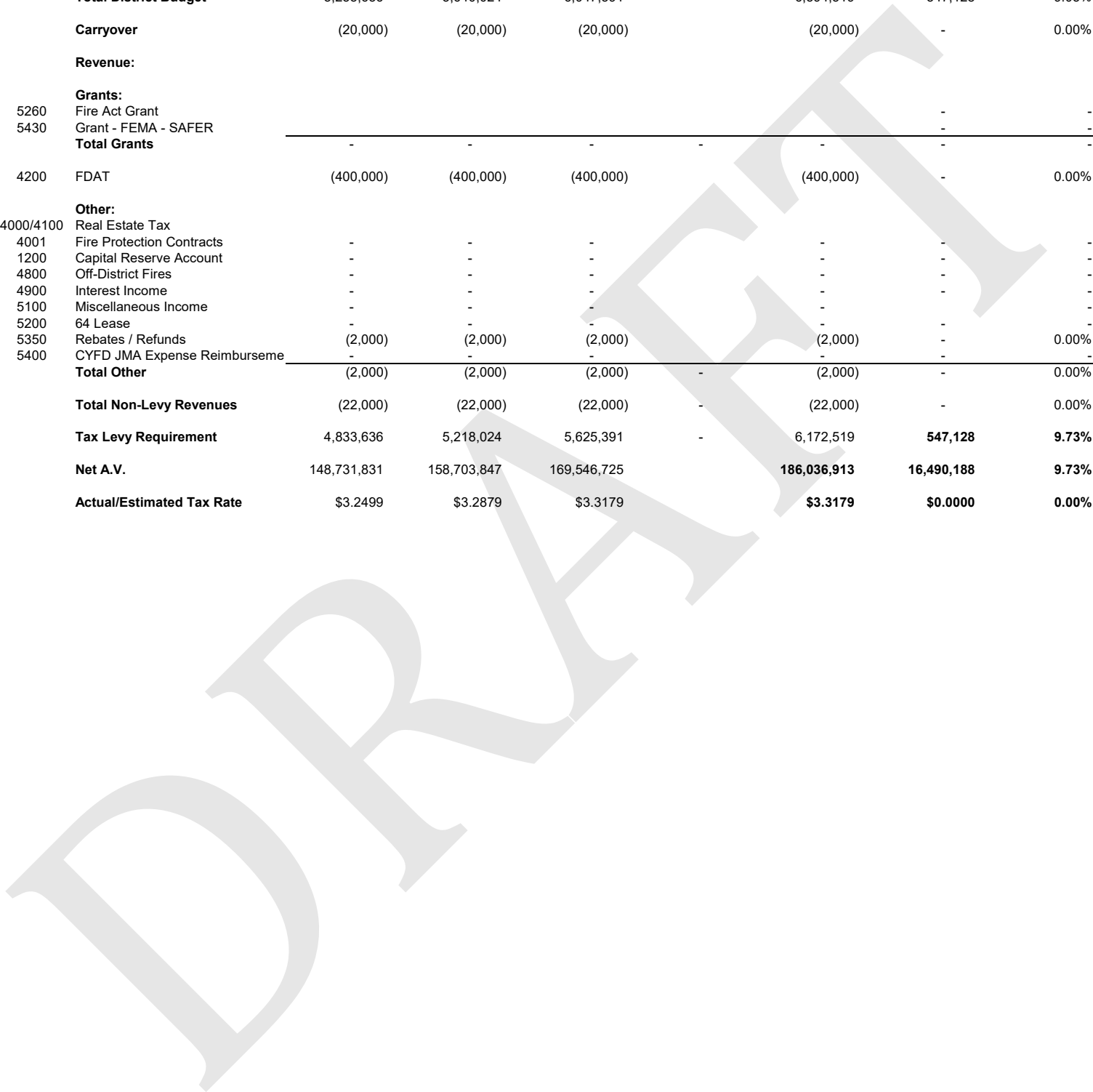
<u>Description</u>	<u>Page #</u>
Revenue	2
Expense	3

The Chino Valley Fire District Board of Directors has approved the posting and publication of the Fire District's budget for Fiscal Year 2024-2025 and will hold a Public Hearing to adopt said budget on June \_\_, 2024 at \_\_\_\_\_ in Prescott Valley, AZ at \_\_\_ P.M.



**Chino Valley Fire District  
Revenue Budget FY 2024-2025**

	<b>Budget FY 22</b>	<b>Budget FY 23</b>	<b>Budget FY 24</b>	<b>Actual -</b>	<b>Draft Budget FY 25</b>	<b>Variance</b>	<b>Variance (%)</b>
<b>Total District Budget</b>	5,255,636	5,640,024	6,047,391	-	6,594,519	547,128	9.05%
<b>Carryover</b>	(20,000)	(20,000)	(20,000)	-	(20,000)	-	0.00%
<b>Revenue:</b>							
<b>Grants:</b>							
5260 Fire Act Grant	-	-	-	-	-	-	-
5430 Grant - FEMA - SAFER	-	-	-	-	-	-	-
<b>Total Grants</b>	-	-	-	-	-	-	-
4200 FDAT	(400,000)	(400,000)	(400,000)	-	(400,000)	-	0.00%
<b>Other:</b>							
4000/4100 Real Estate Tax	-	-	-	-	-	-	-
4001 Fire Protection Contracts	-	-	-	-	-	-	-
1200 Capital Reserve Account	-	-	-	-	-	-	-
4800 Off-District Fires	-	-	-	-	-	-	-
4900 Interest Income	-	-	-	-	-	-	-
5100 Miscellaneous Income	-	-	-	-	-	-	-
5200 64 Lease	-	-	-	-	-	-	-
5350 Rebates / Refunds	(2,000)	(2,000)	(2,000)	-	(2,000)	-	0.00%
5400 CYFD JMA Expense Reimburseme	-	-	-	-	-	-	-
<b>Total Other</b>	(2,000)	(2,000)	(2,000)	-	(2,000)	-	0.00%
<b>Total Non-Levy Revenues</b>	(22,000)	(22,000)	(22,000)	-	(22,000)	-	0.00%
<b>Tax Levy Requirement</b>	4,833,636	5,218,024	5,625,391	-	6,172,519	547,128	9.73%
<b>Net A.V.</b>	148,731,831	158,703,847	169,546,725	-	186,036,913	16,490,188	9.73%
<b>Actual/Estimated Tax Rate</b>	\$3.2499	\$3.2879	\$3.3179	-	\$3.3179	\$0.0000	0.00%



**Chino Valley Fire District  
Draft Budget FY 2024-25  
General Fund**

	<b>Budget FY 22</b>	<b>Budget FY 23</b>	<b>Budget FY 24</b>	<b>Actual -</b>	<b>Draft Budget FY 25</b>	<b>Variance</b>	<b>Variance (%)</b>
<b>Retained Funds</b>							
6400.1 Audit & Accounting	7,500	8,000	8,000		8,000	-	0.00%
6405.1 Other Professional Services							
<b>Fire Board Election</b>	-	30,500	-		<b>31,000</b>	<b>31,000</b>	<b>-</b>
6410.1 Legal Services - routine	5,000	5,000	5,000		5,000	-	0.00%
6441.1 Fire Board Expenses	1,000	1,000	1,000		1,000	-	0.00%
						-	-
						-	-
<i>Total Retained Funds</i>	13,500	44,500	14,000	-	45,000	31,000	221.43%
<b>Contingency</b>	20,000	20,000	20,000		20,000	-	0.00%
<b>Fire Authority Funding</b>							
6700.1 Fire Authority Funding	5,222,136	5,575,524	6,013,391		6,529,519	516,128	8.58%
<b>Total Expense Budget</b>	<b>5,255,636</b>	<b>5,640,024</b>	<b>6,047,391</b>	<b>-</b>	<b>6,594,519</b>	<b>547,128</b>	<b>9.05%</b>

DRAFT



**DRAFT 4/22/2024**  
**Fiscal Year 2024-2025**  
**Table of Contents**

<u>Description</u>	<u>Page #</u>
Revenue	2
Expense	3

The Central Yavapai Fire District Board of Directors has approved the posting and publication of the Fire District's budget for Fiscal Year 2024-2025 and will hold a Public Hearing to adopt said budget on June \_\_, 2024 at \_\_\_\_\_ in Prescott Valley, AZ at \_\_ P.M.

Central Yavapai Fire District  
Revenue Budget FY 2024-2025

	Budget FY 22	Budget FY 23	Budget FY 24	Actual -	Draft Budget FY 25	Variance	Variance (%)
<b>Total District Budget</b>	21,499,921	23,419,149	26,180,328		29,309,796	3,129,468	11.95%
<b>Carryover</b>	-	(20,000)	(20,000)		(20,000)	-	0.00%
<b>Revenue:</b>							
<b>Communications:</b>							
4775 Cell Tower Lease Agreements	(55,668)	(55,668)	(55,668)		(55,668)	-	0.00%
5140.41 Tech Services Contracting	-	-	-		-	-	-
<b>Total Communications</b>	(55,668)	(55,668)	(55,668)	-	(55,668)	-	0.00%
<b>Grants:</b>							
5260 Fire Act Grant Generator/TIC's	-	-	-		-	-	-
5410 Grant for Fire Training System	-	-	-		-	-	-
5430 Grant - FEMA - SAFER	-	-	-		-	-	-
<b>Total Grants</b>	-	-	-	-	-	-	-
4200 FDAT	(400,000)	(400,000)	(400,000)		(400,000)	-	0.00%
<b>Other:</b>							
4000/4100 Real Estate Tax	-	-	-		-	-	-
4001 Fire Protection Contracts	-	-	-		-	-	-
1200 Capital Reserve Account	-	-	-		-	-	-
4800 Off-District Fires	-	-	-		-	-	-
4900 Interest Income	-	-	-		-	-	-
5100 Miscellaneous Income	-	-	-		-	-	-
5200 Surplus Vehicles	-	-	-		-	-	-
5350 Paramedic Ride-In Charges	-	-	-		-	-	-
5400 Donations	-	-	-		-	-	-
<b>Total Other</b>	-	-	-	-	-	-	-
<b>Total Non-Levy Revenues</b>	(55,668)	(75,668)	(75,668)	-	(75,668)	-	0.00%
<b>Tax Levy Requirement</b>	21,044,253	22,943,481	25,704,660		28,834,128	3,129,468	12.17%
<b>Net A.V.</b>	799,558,835	859,302,015	927,942,187		1,004,688,503	76,746,316	8.27%
<b>Actual/Estimated Tax Rate</b>	\$2.6330	\$2.6700	\$2.7701		\$2.8700	\$0.0999	3.61%

Central Yavapai Fire District  
 Draft Budget FY 2024-25  
 General Fund

	Budget FY 22	Budget FY 23	Budget FY 24	Actual -	Draft Budget FY 25	Variance	Variance (%)
<b>Retained Funds</b>							
6400.1 Audit & Accounting	7,500	7,500	7,500		7,500	-	0.00%
6405.1 Other Professional Services							
<b>Fire Board Election</b>	-	85,000	-		<b>85,000</b>	<b>85,000</b>	<b>-</b>
6410.1 Legal Services - Routine	5,000	5,000	5,000		5,000	-	0.00%
6441.1 Fire Board Expenses	1,000	1,000	1,000		1,000	-	0.00%
						-	-
						-	-
<i>Total Retained Funds</i>	13,500	98,500	13,500	-	98,500	85,000	629.63%
<b>Contingency</b>	20,000	20,000	20,000		20,000	-	0.00%
<b>Fire Authority Funding</b>							
6700.1 Fire Authority Funding	21,466,421	23,300,649	26,146,828		<b>29,191,296</b>	3,044,468	11.64%
<b>Total Expense Budget</b>	<b>21,499,921</b>	<b>23,419,149</b>	<b>26,180,328</b>	-	<b>29,309,796</b>	<b>3,129,468</b>	<b>11.95%</b>

DRAFT



**DRAFT 4/22/2024**  
**Fiscal Year 2024-2025**  
**Table of Contents**

<u>Description</u>	<u>Page #</u>
Summary of All Departments	2
Revenue	3
Detail for All Departments	
Administration	4-6
Community Relations	7
Facilities Maintenance	8-9
Fleet Maintenance	10-11
Operations	12-15
Prevention	16-17
Training Center	18-19
Technical Services	20-22
Warehouse	23-24
Ambulance Service	25-26

The Central Arizona Fire and Medical Authority Board of Directors has approved the posting and publication of the Fire District's budget for Fiscal Year 2024-2025 and will hold a Public Hearing to adopt said budget on June 24, 2024 at 8603 E Eastridge in Prescott Valley, AZ at 5:00 P.M.

## DRAFT Budget FY 2024-2025

## All Departments

## Maintenance &amp; Operation Budget

	CAFMA FY 24	CAFMA FY 25	Variance	Variance (%)
<b>Personnel Services</b>				
Administration	1,890,023	2,220,086	330,063	17.46%
Support Services	2,608,798	2,951,250	342,452	13.13%
Operations	24,390,170	27,784,206	3,394,036	13.92%
<b>Total Personnel Services</b>	<b>28,888,991</b>	<b>32,955,542</b>	<b>4,066,551</b>	<b>14.08%</b>
<b>Supplies</b>				
Administration	35,114	40,414	5,300	15.09%
Support Services	1,983,140	2,103,442	120,302	6.07%
Operations	1,054,224	1,337,600	283,376	26.88%
<b>Total Supplies</b>	<b>3,072,478</b>	<b>3,481,456</b>	<b>408,978</b>	<b>13.31%</b>
<b>Services &amp; Charges</b>				
Administration	712,965	648,265	(64,700)	-9.07%
Support Services	540,972	601,882	60,910	11.26%
Operations	1,856,921	2,147,036	290,115	15.62%
<b>Total Services &amp; Charges</b>	<b>3,110,858</b>	<b>3,397,183</b>	<b>286,325</b>	<b>9.20%</b>
<b>Maintenance &amp; Operation Subtotal</b>	<b>35,072,327</b>	<b>39,834,181</b>	<b>4,761,854</b>	<b>13.58%</b>
<b>Capital &amp; Contingency Budget</b>				
<b>Capital Outlay</b>				
Administration	255,000	20,000	(235,000)	-92.16%
Support Services	890,500	844,200	(46,300)	-5.20%
Operations	539,814	4,144,106	3,604,292	667.69%
<b>Total Capital Outlay</b>	<b>1,685,314</b>	<b>5,008,306</b>	<b>3,322,992</b>	<b>197.17%</b>
<b>Contingency</b>				
Administration	131,906	145,438	13,532	10.26%
Support Services	256,645	282,828	26,183	10.20%
Operations	1,361,442	1,559,481	198,039	14.55%
<b>Total Contingency</b>	<b>1,749,993</b>	<b>1,987,747</b>	<b>237,754</b>	<b>13.59%</b>
<b>Capital &amp; Contingency Budget</b>	<b>3,435,307</b>	<b>6,996,053</b>	<b>3,560,746</b>	<b>103.65%</b>
<b>Total District Budget</b>	<b>38,507,634</b>	<b>46,830,234</b>	<b>8,322,600</b>	<b>21.61%</b>
<b>Department Totals</b>	<b>FY 24</b>	<b>FY 25</b>	<b>Variance</b>	<b>Variance (%)</b>
Administration	3,025,008	3,074,203	49,195	1.63%
Support Services	6,280,055	6,783,602	503,547	8.02%
Operations	29,202,571	36,972,429	7,769,858	26.61%
<b>Total District Budget</b>	<b>38,507,634</b>	<b>46,830,234</b>	<b>8,322,600</b>	<b>21.61%</b>

**Central Arizona Fire and Medical Authority  
Revenue Budget FY 2024-2025**

	CAFMA FY 22	CAFMA FY 23	CAFMA FY 24	CAFMA FY 25	Variance	Variance (%)
<b>Total Budget</b>	30,982,078	35,294,331	38,514,055	46,830,234	8,316,179	23.56%
<b>Carryover</b>	(1,248,548)	(1,613,296)	(1,749,978)	(1,987,747)	237,769	14.74%
<b>Revenue:</b>						
<b>Vehicle Maintenance:</b>						
4300 Outside Agency Work	(40,000)	(40,000)	(40,000)	(40,000)	-	0.00%
4700 Other/Warranty	-	-	-	-	-	-
<b>Total Vehicle Maintenance</b>	(40,000)	(40,000)	(40,000)	(40,000)	-	0.00%
<b>Prevention:</b>						
4400 Construction Permits	(51,250)	(51,250)	(100,000)	(100,000)	-	0.00%
4415 Sprinkler Permits	-	-	-	-	-	-
4420 Fire Alarm Permits	-	-	-	-	-	-
4425 Operational Permits	(1,700)	(1,700)	(10,000)	(10,000)	-	0.00%
4430 Special Events	(2,680)	(2,680)	(2,680)	(2,680)	-	0.00%
4435 Other Operational Events	-	-	-	-	-	-
5125.31 PAWUIC / Def. Space	(24,000)	(24,000)	(24,000)	(24,000)	-	0.00%
Inspection Fees	-	-	-	-	-	-
Prevention Permits	-	-	-	-	-	-
Special Events Fees	-	-	-	-	-	-
Care Home Inspection Fees	-	-	-	-	-	-
Plan Review Fees	-	-	-	-	-	-
5600 Misc. Prevention	(2,100)	(2,100)	(2,100)	(2,100)	-	0.00%
<b>Total Prevention</b>	(81,730)	(81,730)	(138,780)	(138,780)	-	0.00%
<b>Communications:</b>						
5140.41 Tech Services Contracting	(184,725)	(175,497)	(180,800)	(180,800)	-	0.00%
5141.41 Supplies for Outside Agency Work	(10,000)	(10,000)	(10,000)	(10,000)	-	0.00%
<b>Total Communications</b>	(194,725)	(185,497)	(190,800)	(190,800)	-	0.00%
<b>Grants:</b>						
5430 Grant - FEMA - AFG	-	(482,235)	(228,178)	(200,000)	(28,178)	-5.84%
Grant - ADOHS - HAZMAT Meter	-	(23,000)	(23,000)	(20,000)	(3,000)	-13.04%
Grant - Highway Safety	-	-	-	(8,000)	8,000	-
Grant - CDS Award	-	-	-	(800,000)	800,000	-
Grant - DFFM	-	-	-	(350,000)	350,000	-
Grant - FEMA - SAFER	(71,618)	(350,000)	(596,000)	(480,000)	(116,000)	-33.14%
<b>Total Grants</b>	(71,618)	(855,235)	(847,178)	(1,858,000)	(116,000)	-13.56%
<b>Warehouse:</b>						
5700 Warehouse Purchasing Group	(210,000)	(210,000)	(210,000)	(180,000)	(30,000)	-14.29%
<b>Training Center:</b>						
5900 CARTA Classes	(15,000)	(15,000)	(10,000)	(10,000)	-	-
5905 CPR / EMS Classes	(26,000)	(26,000)	(10,000)	(10,000)	-	0.00%
<b>Other:</b>						
4001 Fire Protection Contracts	(180,000)	(180,000)	(180,000)	(180,000)	-	0.00%
1200 Capital Reserve Account	(2,084,500)	(560,000)	(400,000)	(3,185,000)	2,785,000	497.32%
4800 Off-District Fires	(50,000)	(50,000)	(50,000)	(50,000)	-	0.00%
4900 Interest Income	(50,000)	(50,000)	(60,000)	(250,000)	190,000	380.00%
5300 Prop 207 Revenue	-	(410,000)	(420,000)	(400,000)	(20,000)	-4.88%
5100 Misc. Revenue (YRMC CP Program)	(10,900)	(110,900)	(10,900)	-	(10,900)	-9.83%
5400 Donations	(500)	(500)	(500)	(500)	-	0.00%
5855 Admin 61 Lease	(30,000)	(30,000)	(36,000)	(37,030)	1,030	3.43%
5350 Rebates Refunds	-	-	-	-	-	-
5110 Ambulance Revenue	-	(2,000,000)	(2,000,000)	(2,290,000)	290,000	14.50%
<b>Total Other</b>	(2,405,900)	(3,391,400)	(3,157,400)	(6,392,530)	2,945,130	86.84%
<b>Total Non-Levy Revenues</b>	(4,293,521)	(6,418,158)	(6,354,136)	(10,807,857)	4,453,721	70.09%
<b>Additional Funding Requirement</b>	26,688,475	28,876,173	32,159,919	36,022,377	3,862,458	12.01%
<b>Net A.V.</b>	148,731,831	158,703,847	169,546,725	CVFD 186,036,913	16,490,188	9.73%
	799,558,835	859,302,015	927,942,187	CYFD 1,004,688,503	76,746,316	8.27%
	948,290,666	1,018,005,862	1,097,488,912	1,190,725,416	93,236,504	8.50%
<b>Funding Requirement by District</b>						
3100 CVFD	5,222,136	5,575,524	6,013,391	CVFD 6,529,519	516,128	8.58%
3200 CYFD	21,466,421	23,300,649	26,146,528	CYFD 29,492,858	3,346,330	12.80%
<b>Actual/Estimated Tax Rate</b>	\$3.2499	\$3.2879	\$3.3179	CVFD \$3.3179	\$0.0000	0.00%
	\$2.6320	\$2.6700	\$2.7700	CYFD \$2.9000	\$0.1300	4.87%



**Central Arizona Fire and Medical  
Draft Budget FY 2024-25  
General Fund  
Administration**

	CAFMA Budget FY 22	CAFMA Budget FY 23	CAFMA Budget FY 24	Actual -	CAFMA Budget FY 25	Budget Variance \$\$	Budget Variance %
<b>Personnel Services</b>							
6100.1 Salaries							
<i>Total Salaries</i>	914,298	1,048,452	1,078,202	-	1,253,277	175,075	16.24%
6101.1 CEO Fire Chief (70-10)	170,761	182,039	188,411		195,005	6,594	3.50%
6110.1 Overtime	9,000	9,000	9,000		9,000	-	0.00%
6130.1 PSPRS Retirement	136,422	157,842	73,273		81,823	8,550	11.67%
6129.1 ASRS Retirement	81,863	94,896	96,672		118,910	22,238	23.00%
6133.1 401A - Fire Chief	33,503	35,716	36,966		38,260	1,294	3.50%
6132.1 401A (Employees participating in DROP) Tier 1	-	-	16,090		-	(16,090)	-100.00%
401A Tier 2B and 3 opt ins (4%)	-	-	-		-	-	-
PSPRS Legacy costs	69,261	79,296	13,189		14,333	1,144	8.67%
6150.1 Workers Compensation Insurance							
Chief	8,442	16,200	14,508		15,776	1,268	8.74%
Admin at FF Worker's Comp rate	12,527	24,712	22,550		23,717	1,167	5.18%
Office (Sal + OT+ Assign)	1,929	4,039	3,654		4,458	804	22.00%
<i>Total Workers Compensation Insurance</i>	22,898	44,951	40,712		43,951	3,239	7.96%
6151.1 Workers Comp Ins. / Volunteers	11	10	8		8	-	0.00%
6170.1 Unemployment Insurance	3,211	3,211	963		1,667	704	73.10%
6180.1 401A-ASRS (previously FICA)	52,122	59,631	60,931		60,085	(846)	-1.39%
6181.1 Medicare Tax	15,864	17,973	18,496		21,131	2,635	14.25%
6190.1 Health Insurance	152,640	167,040	168,960		181,296	12,336	7.30%
<b>Total Personnel Services</b>	<b>1,661,854</b>	<b>1,900,057</b>	<b>1,801,873</b>	<b>-</b>	<b>2,018,746</b>	<b>216,873</b>	<b>12.04%</b>
<b>Supplies</b>							
6200.1 Office Supplies							
Office Small Equipment Replacement	500	500	500		500	-	0.00%
<i>Total Office Supplies</i>	500	500	500		500	-	0.00%
6205.1 In-House Duplication & Printing							
Monthly Copier Charge (Lease, Maint, Supplies)	15,000	15,000	15,000		15,000	-	0.00%
<i>Total In-house Dupl &amp; Printing</i>	15,000	15,000	15,000		15,000	-	0.00%
6210.1 Fire Corp Program							
Recruitment / Retention	260	260	260		260	-	0.00%
Uniforms	200	200	200		200	-	0.00%
Routine Supplies	40	40	40		40	-	0.00%
Training	-	-	-		-	-	-
<i>Total Fire Corp Program</i>	500	500	500		500	-	0.00%
6230.1 Uniforms (\$200 each)	3,000	3,550	3,550		3,550	-	0.00%
6240.1 Library Reference							
AFDA Handbook Insert Update	-	-	-		-	-	-
ATRA Tax Summary	-	-	-		-	-	-
Books/CDs	300	300	300		300	-	0.00%
EMS Best Practices	270	270	270		270	-	0.00%
FLSA Handbook	475	475	475		475	-	0.00%
Legal Briefings for Fire Chiefs	99	99	99		99	-	0.00%
Personnel Law Update	200	200	200		200	-	0.00%
Public Employment Law	295	295	295		295	-	0.00%
Routine Subscriptions	650	650	650		650	-	0.00%
<b>Total Supplies</b>	<b>21,764</b>	<b>22,314</b>	<b>22,314</b>	<b>-</b>	<b>22,314</b>	<b>-</b>	<b>0.00%</b>
<b>Services and Charges</b>							
6400.1 Audit & Accounting	36,000	36,000	36,000		36,000	-	0.00%
6405.1 Other Professional Services							
US Bank GADA Admin Fees	-	-	-		-	-	-
Yavapai County MIS Maps	-	-	-		-	-	-
Annexations - Legal Descriptions/Surveys	1,500	1,500	1,500		1,500	-	0.00%
County Charges	1,500	1,500	1,500		1,500	-	0.00%
Bond Fees	-	-	-		-	-	-
Fingerprint Charges	1,200	1,200	1,500		1,500	-	0.00%
Background services	400	400	1,200		1,200	-	0.00%
Wage study	40,000	40,000	40,000		40,000	-	0.00%
Labor Law materials	-	-	-		500	500	-
<i>Total Other Professional Services</i>	44,600	44,600	45,700		46,200	500	1.09%

Central Arizona Fire and Medical  
 Draft Budget FY 2024-25  
 General Fund  
 Administration

	CAFMA Budget FY 22	CAFMA Budget FY 23	CAFMA Budget FY 24	Actual -	CAFMA Budget FY 25	Budget Variance \$\$	Budget Variance %
6410.1 Legal Services	70,000	70,000	70,000		70,000	-	0.00%
.600 Legal Services - Non - Routine	7,500	7,500	7,500		7,500	-	0.00%
.605 Legal Services - CON	50,000	75,000	130,000	-	50,000	(80,000)	-61.54%
<i>Total Legal Services</i>	127,500	152,500	207,500	-	127,500	(80,000)	-38.55%
6415.1 Mental Health							
Coverage - HB2502	14,000	32,500	68,100		68,100	-	0.00%
Follow up	1,900	1,900	1,900		1,900	-	0.00%
EAP program	30,000	55,000	55,000		55,000	-	0.00%
Partners Academy	-	-	-		3,000	3,000	-
<i>Total Mental Health</i>	45,900	89,400	125,000	-	125,000	-	0.00%
6420.1 Employee Assistance Program							
Routine	4,700	4,700	26,700		26,700	-	0.00%
HR/Supervisor Referrals	2,000	2,000	2,000		2,000	-	0.00%
CISD	2,500	2,500	2,500		2,500	-	0.00%
<i>Total Employee Assistance Program</i>	9,200	9,200	31,200	-	31,200	-	0.00%
6435.1 Postage							
Postage Meter	1,550	2,000	2,000		2,000	-	0.00%
Misc Postage Supplies (ink, labels, etc.)	250	250	250		250	-	0.00%
Shipping (UPS, FedEx, etc.)	300	300	300		300	-	0.00%
Postage	4,400	5,000	5,000		5,000	-	0.00%
<i>Total Postage</i>	6,500	7,550	7,550	-	7,550	-	0.00%
6441.1 Fire Board Expenses							
Misc. (Shirts, Business Cards, Name Tags, Good Will)	500	500	500		500	-	0.00%
<i>Total Fire Board Expenses</i>	500	500	500		500	-	0.00%
6470.1 Newspaper Advertising							
Routine	1,100	1,100	1,100		1,100	-	0.00%
Legal notices - Budget	350	350	350		350	-	0.00%
Bids @ \$35	250	250	250		250	-	0.00%
Annexations	200	200	200		200	-	0.00%
Public Hearings @ \$25	100	100	100		100	-	0.00%
Job or Position Openings	2,000	2,000	3,000		3,000	-	0.00%
<i>Total Newspaper Advertising</i>	4,000	4,000	5,000	-	5,000	-	0.00%
6490.1 Outside Duplication & Printing							
Business Cards & Stationery	600	600	600		600	-	0.00%
Forms & Reports	750	750	1,250		1,250	-	0.00%
Finance	400	400	400		400	-	0.00%
<i>Total Outside Dupl &amp; Printing</i>	1,750	1,750	2,250		2,250	-	0.00%
6500.1 Insurance							
Umbrella Policy + Cybersecurity	145,000	176,000	196,000		205,800	9,800	5.00%
<i>Total Insurance</i>	145,000	176,000	196,000		205,800	9,800	5.00%
6580.1 Repairs & Maintenance - Equipment							
Typewriter & Fax	100	100	100		100	-	0.00%
Routine	400	400	400		400	-	0.00%
<i>Total Repair &amp; Maintenance - Equipment</i>	500	500	500	-	500	-	0.00%
6590.1 Training & Travel							
Fire Chief Classes/Conferences	2,000	2,000	2,000		2,000	-	0.00%
Administrative Chief Classes/Conferences	2,000	2,000	2,000		2,000	-	0.00%
Support Services Chief Classes/Conferences	2,000	2,000	2,000		2,000	-	0.00%
AFCA / AFDA Conferences	6,000	6,000	6,000		6,000	-	0.00%
Finance - GFOA Classes (2 Attendees)	500	500	500		500	-	0.00%
CYMA Conference (2 Attendees)	6,000	6,000	6,000		6,000	-	0.00%
National Fire Academy (3)	1,000	1,000	1,000		1,000	-	0.00%
SHRM/HR Conferences	1,800	1,800	6,000	-	9,000	3,000	50.00%
Routine (Wildland Billing/Legal Update Classes)	3,000	3,000	3,000		3,000	-	0.00%
<i>Total Training &amp; Travel</i>	24,300	24,300	28,500	-	31,500	3,000	10.53%
6595.1 Awards							
Employee Plaques	400	1,400	1,400		1,400	-	0.00%
Longevity Pins (+ certificates)	700	700	700		700	-	0.00%
Employee Award	4,700	4,700	4,700		4,700	-	0.00%
Civilian Plaques	75	75	75		75	-	0.00%
Safety Awards	500	500	500		500	-	0.00%
Award Ceremonies	6,200	8,200	8,700		8,700	-	0.00%
<i>Total Awards</i>	12,575	15,575	16,075	-	16,075	-	0.00%

Central Arizona Fire and Medical  
 Draft Budget FY 2024-25  
 General Fund  
 Administration

	CAFMA Budget FY 22	CAFMA Budget FY 23	CAFMA Budget FY 24	Actual -	CAFMA Budget FY 25	Budget Variance \$\$	Budget Variance %
6600.1 Dues							
AFDA-CAFMA	2,000	2,000	2,000		2,000	-	0.00%
Arizona Fire Chief Assn	1,200	1,200	1,200		1,200	-	0.00%
Yavapai County Chiefs Association	150	150	150		150	-	0.00%
CV Chamber of Commerce	100	100	100		100	-	
PV Chamber of Commerce	300	300	300		300	-	0.00%
IAFC ()	800	800	800		800	-	0.00%
IPMA-HR (1)	200	200	200		200	-	0.00%
ICC	150	150	150		150	-	0.00%
CLIA	-	-	-		-	-	-
Rotary Club CV	-	-	-		-	-	-
Chase VISA	195	195	-		-	-	-
Society for Human Resource (2) (SHRM)	500	500	750		750	-	0.00%
PV Econ. Dev. Foundation	1,000	1,000	-		-	-	-
GFOA (2)	840	840	1,340		1,340	-	0.00%
Prsct Area Human Resource Assoc. (2)	200	200	200		200	-	0.00%
Prescott Newspapers	-	-	-		-	-	-
<b>Total Dues</b>	<b>7,635</b>	<b>7,635</b>	<b>7,190</b>		<b>7,190</b>	<b>-</b>	<b>0.00%</b>
6610.1 Miscellaneous	2,500	2,500	2,500		2,500	-	0.00%
<b>Total Services &amp; Charges</b>	<b>462,085</b>	<b>564,635</b>	<b>711,465</b>	<b>-</b>	<b>644,765</b>	<b>(66,700)</b>	<b>-9.38%</b>
<b>Capital Outlay</b>							
7701.0 Allocation to Capital Reserve account	79,956	100,000	185,000		-	(185,000)	-100.00%
7720.1 Capital Outlay - Building Admin building	-	-	-		-	-	-
7730.3 Capital Outlay - Vehicles Fire Chief car						-	-
7750.1 Capital Outlay - Accounting Software Capital Asset Software	-	-	20,000		20,000	-	0.00%
<b>Total Capital Outlay</b>	<b>79,956</b>	<b>100,000</b>	<b>205,000</b>	<b>-</b>	<b>20,000</b>	<b>(185,000)</b>	<b>-90.24%</b>
<b>Total Administration Budget</b>	<b>2,225,659</b>	<b>2,587,006</b>	<b>2,740,652</b>	<b>-</b>	<b>2,705,825</b>	<b>(34,827)</b>	<b>-1.27%</b>
<b>Contingency</b>	<b>107,285</b>	<b>124,350</b>	<b>126,783</b>	<b>-</b>	<b>134,291</b>	<b>7,508</b>	<b>5.92%</b>
<b>Total Budget with Contingency</b>	<b>2,332,944</b>	<b>2,711,356</b>	<b>2,867,435</b>	<b>-</b>	<b>2,840,116</b>	<b>(34,827)</b>	<b>-1.21%</b>

Central Arizona Fire and Medical  
Draft Budget FY 2024-25  
General Fund  
Community Relations

	CAFMA Budget FY 22	CAFMA Budget FY 23	CAFMA Budget FY 24	Actual -	CAFMA Budget FY 25	Budget Variance \$\$	Budget Variance %
<b>Personnel Services</b>							
6100.6	Salaries						
	<i>Total Salaries</i>	-	59,401	-	152,685	93,284	157.04%
6110.6	Overtime	-	5,000		5,000	-	0.00%
6129.6	ASRS Retirement	-	7,838		19,348	11,510	146.85%
6150.6	Worker's Compensation Insurance	-	296		725	429	144.93%
6170.6	Unemployment Insurance	-	128		189	61	47.66%
6180.6	401A-ASRS (previously FICA)	-	3,993		9,776	5,783	144.83%
6181.6	Medicare Tax	-	934		2,286	1,352	144.75%
6190.6	Health Insurance	-	10,560		11,331	771	7.30%
<b>Total Personnel Services</b>		<b>0</b>	<b>88,150</b>	<b>-</b>	<b>201,340</b>	<b>113,190</b>	<b>128.41%</b>
<b>Supplies</b>							
6230.6	Uniforms	-	300		600	300	100.00%
6240.6	Community Relations Supplies	-	10,000		15,000	5,000	50.00%
	Community Education Supplies	-	2,500		2,500	-	
<b>Total Supplies</b>		<b>-</b>	<b>12,800</b>	<b>-</b>	<b>18,100</b>	<b>5,300</b>	<b>41.41%</b>
<b>Services and Charges</b>							
6405.6	Other Professional Services	-	-		-	-	-
	<i>Total Other Professional Services</i>	-	-		-	-	-
6590.6	Training & Travel		1,500		3,500	2,000	133.33%
<b>Total Services and Charges</b>		<b>-</b>	<b>1,500</b>	<b>-</b>	<b>3,500</b>	<b>2,000</b>	<b>133.33%</b>
<b>Capital Outlay</b>							
7730.6	Capital Outlay - Vehicles						
	Community Relations Vehicle	-	50,000		-	(50,000)	-100.00%
<b>Total Capital Outlay</b>		<b>-</b>	<b>50,000</b>	<b>-</b>	<b>-</b>	<b>(50,000)</b>	<b>-100.00%</b>
<b>Total Community Relations Budget</b>		<b>-</b>	<b>152,450</b>	<b>-</b>	<b>222,940</b>	<b>70,490</b>	<b>46.24%</b>
<b>Contingency</b>		<b>-</b>	<b>5,123</b>	<b>-</b>	<b>11,147</b>	<b>6,024</b>	<b>117.59%</b>
<b>Total Budget with Contingency</b>		<b>-</b>	<b>157,573</b>	<b>-</b>	<b>234,087</b>	<b>76,514</b>	<b>48.56%</b>

Central Arizona Fire and Medical  
 Draft Budget FY 2024-25  
 General Fund  
 Facilities Maintenance

	CAFMA Budget FY 22	CAFMA Budget FY 23	CAFMA Budget FY 24	Actual -	CAFMA Budget FY 25	Budget Variance \$	Budget Variance %	
<b>Personnel Services</b>								
6100.43	Salaries							
	<i>Total Salaries</i>	129,519	139,977	148,096	-	230,409	82,313	55.58%
6110.43	Overtime	5,000	5,000	5,000		5,000	-	0.00%
6129.43	ASRS Retirement	16,438	17,644	18,632		28,885	10,253	55.03%
6150.43	Worker's Compensation Insurance	6,651	12,902	11,788		19,045	7,257	61.56%
6170.43	Unemployment Insurance	428	428	128		189	61	47.66%
6180.43	401A-ASRS (previously FICA)	8,340	8,989	9,492		14,595	5,103	53.76%
6181.43	Medicare Tax	1,951	2,102	2,220		3,413	1,193	53.74%
6190.43	Health Insurance	19,080	20,880	21,120		22,662	1,542	7.30%
<b>Total Personnel Services</b>		<b>187,407</b>	<b>207,922</b>	<b>216,476</b>	<b>0</b>	<b>324,198</b>	<b>107,722</b>	<b>49.76%</b>
<b>Supplies</b>								
6230.43	Uniforms	1,000	1,000	1,000		1,000	-	0.00%
6240.43	Facilities Maintenance Supplies	530	530	530		530	-	0.00%
6270.4.3.001	Building Maintenance Supplies (Maint Acct for Stns)	20,500	20,500	20,500		22,550	2,050	10.00%
6270.4.3.002	Building Maintenance Supplies - Facilities	2,500	2,500	2,500		2,750	250	10.00%
6270.4.3.011	Administration	7,000	7,000	7,000		7,700	700	10.00%
6270.4.3.035	Building Maintenance Supplies - Training Center	13,500	13,500	13,500		16,200	2,700	20.00%
6270.4.3.041	Building Maintenance Supplies - Technical Services	4,000	4,000	4,000		4,400	400	10.00%
6270.4.3.048	Building Maintenance Supplies - Fleet Maintenance	5,000	5,000	5,000		5,500	500	10.00%
6270.4.3.049	Building Maintenance Supplies - Warehouse	5,000	5,000	5,000		5,500	500	10.00%
6270.4.3.050	Building Maintenance Supplies - Station 50	4,000	4,000	4,000		4,400	400	10.00%
6270.4.3.051	Building Maintenance Supplies - Station 51	5,600	5,600	5,600		6,160	560	10.00%
6270.4.3.052	Building Maintenance Supplies - Station 52	2,000	2,000	2,000		2,200	200	10.00%
6270.4.3.053	Building Maintenance Supplies - Station 53	5,000	5,000	5,000		5,500	500	10.00%
6270.4.3.054	Building Maintenance Supplies - Station 54	5,000	5,000	5,000		5,500	500	10.00%
6270.4.3.056	Building Maintenance Supplies - Station 56	2,000	2,000	2,000		2,200	200	10.00%
6270.4.3.057	Building Maintenance Supplies - Station 57	5,000	5,000	5,000		5,500	500	10.00%
6270.4.3.058	Building Maintenance Supplies - Station 58	5,000	5,000	5,000		5,500	500	10.00%
6270.4.3.059	Building Maintenance Supplies - Station 59	5,000	5,000	5,000		5,500	500	10.00%
6270.4.3.061	Building Maintenance Supplies - Station 61	9,000	9,000	9,000		9,900	900	10.00%
6270.4.3.062	Building Maintenance Supplies - Station 62	5,000	5,000	5,000		5,500	500	10.00%
6270.4.3.063	Building Maintenance Supplies - Station 63	5,000	5,000	5,000		5,500	500	10.00%
6270.4.3.064	Building Maintenance Supplies - Station 64	-	-	-		-	-	-
<i>Total Building Maintenance - Routine</i>		<i>115,100</i>	<i>115,100</i>	<i>115,100</i>	<i>-</i>	<i>127,960</i>	<i>12,860</i>	<i>11.17%</i>
6270.4.3.100	Large Projects							
	Large building maintenance projects	175,000	150,000	175,000		175,000	-	0.00%
	Routine work	-	-	-		-	-	-
	Asphalt replacement	-	-	-		-	-	-
	Large Project - changes annually	-	-	-		-	-	-
	Landscaping equipment	-	-	-		-	-	-
	Grease Trap Pump	-	-	-		-	-	-
	Airmation Filters	-	-	-		-	-	-
<i>Total Building Maintenance</i>		<i>175,000</i>	<i>150,000</i>	<i>175,000</i>		<i>175,000</i>	<i>-</i>	<i>0.00%</i>
6271.4.3	Furniture & Fixture Replacement							
	CARTA Furniture & Fixtures	1,700	1,700	1,700		1,700	-	0.00%
	Technical Services	1,750	1,750	1,750		1,750	-	0.00%
	Routine Furniture Replacement (chairs, tables, beds)	12,500	12,500	12,500		12,500	-	0.00%
	Routine Fixture/Appliance Replacement	13,250	13,250	13,250		13,250	-	0.00%
<i>Total Furniture &amp; Fixture Replacement</i>		<i>29,200</i>	<i>29,200</i>	<i>29,200</i>		<i>29,200</i>	<i>-</i>	<i>0.00%</i>
6296.43	Rentals	-	-	-		-	-	-
6300.43	Small Tools	11,500	11,500	11,500		11,500	-	0.00%
<b>Total Supplies</b>		<b>332,330</b>	<b>307,330</b>	<b>332,330</b>	<b>-</b>	<b>345,190</b>	<b>12,860</b>	<b>3.87%</b>
<b>Services and Charges</b>								
6405.43	Other Professional Services	-	-	-		-	-	-
	Alarm / Sprinkler Annual Maintenance	9,700	9,700	9,700		9,700	-	0.00%
	Fire and security alarm monitoring	11,000	11,000	11,000		11,000	-	0.00%
	Backflow Test @ St. 59, 57, 533, 53, & Maint.	650	650	650		650	-	0.00%
	Generator Service Contract	18,500	18,500	18,500		18,500	-	0.00%
	Administrative building	4,600	4,600	4,600		4,600	-	0.00%

Central Arizona Fire and Medical  
 Draft Budget FY 2024-25  
 General Fund  
 Facilities Maintenance

	CAFMA Budget FY 22	CAFMA Budget FY 23	CAFMA Budget FY 24	Actual -	CAFMA Budget FY 25	Budget Variance \$\$	Budget Variance %
<i>Total Other Professional Services</i>	44,450	44,450	44,450		44,450	-	0.00%
6535.43 Pest Control	5,000	5,000	5,000		5,000	-	0.00%
6508.43 Cable TV	1,575	1,575	1,575		1,575	-	0.00%
6510.43 Electric	168,973	168,500	168,500		168,500	-	0.00%
6512.43 Sanitation	9,260	9,260	9,260		9,260	-	0.00%
6520.43 Natural Gas	22,150	22,150	22,150		22,150	-	0.00%
6530.43 LPG	32,725	32,725	32,725		32,725	-	0.00%
6540.43 Water/Sewer	20,940	20,940	20,940		20,940	-	0.00%
<i>Total Utilities</i>	255,623	255,150	255,150		255,150	-	0.00%
6580.43 Outside Repair & Maintenance - Equipment							
Fire Exting Svc	1,200	1,200	1,200		1,200	-	0.00%
PT Equipment Repair	1,500	1,500	1,500		1,500	-	0.00%
<i>Total Outside Repair &amp; Maintenance - Equipment</i>	2,700	2,700	2,700		2,700	-	0.00%
6590.43 Training & Travel	1,500	1,500	1,500		7,000	5,500	366.67%
<b>Total Services and Charges</b>	<b>309,273</b>	<b>308,800</b>	<b>308,800</b>	<b>-</b>	<b>314,300</b>	<b>5,500</b>	<b>1.78%</b>
<b>Capital Outlay</b>							
7730.48 Capital Outlay - Vehicles							
Facilities Truck (2- 1 replace, 1 New)	-	-	-		130,000	130,000	-
7720.43 Capital Outlay - Building							
Station 53 Generator	-	-	55,000		-	(55,000)	-100.00%
Station 53 East Side Remodel	50,000	-	-		-	-	-
Station 58 Workout Room Remodel	-	50,000	-		-	-	-
Garage Door replacement long term replacement plan	32,000	-	-		-	-	-
Parking Lot long term Plan	84,500	84,500	-		-	-	-
Station 57 interior upgrades	-	-	-		150,000	150,000	-
Station 59 Apparatus Building	330,000	-	350,000		150,000	(200,000)	-57.14%
<b>Total Capital Outlay</b>	<b>796,500</b>	<b>134,500</b>	<b>405,000</b>	<b>-</b>	<b>430,000</b>	<b>25,000</b>	<b>6.17%</b>
<b>Total Facilities Maintenance Budget</b>	<b>1,625,510</b>	<b>958,552</b>	<b>1,262,606</b>	<b>-</b>	<b>1,413,688</b>	<b>151,082</b>	<b>11.97%</b>
<b>Contingency</b>	<b>41,451</b>	<b>41,203</b>	<b>42,880</b>		<b>49,184</b>	<b>6,304</b>	<b>14.70%</b>

Central Arizona Fire and Medical  
 Draft Budget FY 2024-25  
 General Fund  
 Fleet Maintenance

	CAFMA Budget FY22	CAFMA Budget FY 23	CAFMA Budget FY 24	Actual -	CAFMA Budget FY 25	Budget Variance \$\$	Budget Variance %	
<b>Personnel Services</b>								
6100.48	Salaries							
	<i>Total Salaries</i>	413,251	391,395	410,200	438,060	27,860	6.79%	
6104.48	Supervisory Assignment	400	400	400	400	-	0.00%	
6110.48	Overtime	23,000	23,000	23,000	23,000	-	0.00%	
6129.48	ASRS Retirement	39,866	35,987	37,745	40,733	2,988	7.92%	
6130.48	PSPRS Retirement	59,549	67,791	30,987	36,240	5,253	16.95%	
	401A (Employees participating in DROP) new	-	-	-	-	-	-	
6150.48	Workers Compensation Insurance	21,588	36,913	33,387	37,332	3,945	11.82%	
6170.48	Unemployment Insurance	1,070	1,070	320	473	153	47.81%	
6180.48	401A-ASRS (previously FICA)	19,538	17,645	18,541	19,869	1,328	7.16%	
6181.48	Medicare Tax	6,331	6,015	6,287	6,691	404	6.43%	
6190.48	Health Insurance	50,085	54,810	55,440	56,655	1,215	2.19%	
<b>Total Personnel Services</b>		<b>634,678</b>	<b>635,026</b>	<b>616,307</b>	<b>-</b>	<b>659,453</b>	<b>43,146</b>	<b>7.00%</b>
<b>Supplies</b>								
6220.48	Fuel / Diesel & Gas	285,000	359,500	450,000	450,000	-	0.00%	
6221.48	Oil, Lubrication, and Vehicle Fluid Supplies	18,500	25,000	25,000	31,500	6,500	26.00%	
6230.48	Uniforms	2,750	2,750	2,750	2,750	-	0.00%	
6242.48	Maintenance Supplies	12,000	13,000	13,000	18,500	5,500	42.31%	
6250.48	Vehicle Maintenance							
	Routine	150,000	164,000	164,000	224,000	60,000	36.59%	
	Fork Lift Maintenance	-	-	-	-	-	-	
	<i>Total Vehicle Maintenance</i>	150,000	164,000	164,000	224,000	60,000	36.59%	
6251.48	Vehicle Maintenance / Special Projects	6,500	8,000	8,000	8,000	-	0.00%	
6260.48	Firefighting Equipment Maintenance							
	Routine	8,000	8,000	8,000	10,500	2,500	31.25%	
	Saw parts & repairs (chain saws and circular saws)	10,000	10,000	10,000	12,500	2,500	25.00%	
	TIC Maintenance	2,000	2,000	2,000	2,500	500	25.00%	
	Extrication Equipment Maintenance	1,500	1,500	1,500	2,000	500	33.33%	
	<i>Total Firefighting Equipment Maintenance</i>	21,500	21,500	21,500	27,500	6,000	27.91%	
6263.48	SCBA Compressor Maintenance							
	SCBA Compressor Maintenance	10,000	10,000	10,000	12,500	2,500	25.00%	
	<i>Total SCBA Maintenance</i>	10,000	10,000	10,000	12,500	2,500	25.00%	
6265.48	Tire Replacement	50,000	66,000	66,000	82,500	16,500	25.00%	
6266.48	Tire Repair/Chains	6,500	6,500	6,500	6,500	-	0.00%	
6281.48	Supplies for Outside Agency Work	24,000	24,000	24,000	24,000	-	0.00%	
6300.48	Small Tools	6,500	6,500	6,500	6,500	-	0.00%	
	Tool match	2,500	2,500	2,500	5,000	2,500	100.00%	
<b>Total Supplies</b>		<b>595,750</b>	<b>709,250</b>	<b>799,750</b>	<b>-</b>	<b>899,250</b>	<b>99,500</b>	<b>12.44%</b>

Central Arizona Fire and Medical  
 Draft Budget FY 2024-25  
 General Fund  
 Fleet Maintenance

	CAFMA Budget FY22	CAFMA Budget FY 23	CAFMA Budget FY 24	Actual -	CAFMA Budget FY 25	Budget Variance \$\$	Budget Variance %
<b>Services and Charges</b>							
6580.48	Outside Repair / Vehicle Maintenance Equipment						
	19,000	19,000	19,000		19,000	-	0.00%
	3,500	3,500	3,500		3,500	-	0.00%
	<i>Total Outside Repair / Veh Maint Equip</i>	<i>22,500</i>	<i>22,500</i>		<i>22,500</i>	<i>-</i>	<i>0.00%</i>
6590.48	Training & Travel						
	4,000	4,000	4,000		4,000	-	0.00%
	-	-	-		-	-	-
	-	-	-		-	-	-
	-	-	-		-	-	-
	<i>Total Training &amp; Travel</i>	<i>4,000</i>	<i>4,000</i>		<i>4,000</i>	<i>-</i>	<i>0.00%</i>
<b>Total Services and Charges</b>	<b>26,500</b>	<b>26,500</b>	<b>26,500</b>	<b>-</b>	<b>26,500</b>	<b>-</b>	<b>0.00%</b>
<b>Capital Outlay</b>							
7730.48	Capital Outlay - Vehicles						
	-	-	-		-	-	-
7740.48	Capital Outlay - Equipment						
		23,000	-		-		
			90,000		-	(90,000)	-100.00%
					17,500	17,500	-
<b>Total Capital Outlay</b>	<b>-</b>	<b>23,000</b>	<b>90,000</b>	<b>-</b>	<b>17,500</b>	<b>(72,500)</b>	<b>-80.56%</b>
<b>Total Fleet Maintenance Budget</b>	<b>1,256,928</b>	<b>1,393,776</b>	<b>1,532,557</b>	<b>-</b>	<b>1,602,703</b>	<b>70,146</b>	<b>4.58%</b>

DRAFT



Central Arizona Fire and Medical  
 Draft Budget FY 2024-25  
 General Fund  
 Operations

	CAFMA Budget FY 22	CAFMA Budget FY 23	CAFMA Budget FY24	Actual -	CAFMA Budget FY25	Budget Variance \$\$	Budget Variance %
<b>Personnel Services</b>							
6100.3	Salaries / Operations						
	<i>Total Salaries</i>						
	8,838,743	9,586,425	10,853,994		12,230,991	1,376,997	12.69%
6110.3	Recall Overtime (calls, mtgs, EOP testing)						
	45,000	45,000	30,000		30,000	-	0.00%
.250	Recall OT SWAT Response						
	9,000	9,000	9,000		9,000	-	0.00%
6111.3	FLSA pay (range 30, 35 & 40)						
	659,788	718,607	820,648		928,780	108,132	13.18%
6112.3	Shift Overtime						
.200	Routine shift coverage (ad, sick leave, fmla)						
	385,000	479,321	552,700		621,550	68,850	12.46%
	<i>Total Shift Overtime</i>						
	385,000	479,321	552,700	-	621,550	68,850	12.46%
6114.31	Off-District Wildland Fires (shift cover & wildland pay)						
	20,000	50,000	50,000	-	50,000	-	0.00%
6115.35	Training Captain Overtime						
.300	Training Captains						
	29,200	35,200	35,200		35,200	-	0.00%
.304	Special Duty Pay						
	4,950	4,950	4,950		4,950	-	0.00%
.307	EVOC Driver Training Instructor Pay						
	2,500	2,500	2,500		2,500	-	0.00%
.380	Swift Water Training Officers						
	2,500	2,500	2,500		2,500	-	0.00%
	<i>Total Training Captain Overtime</i>						
	39,150	45,150	45,150	-	45,150	-	0.00%
6118.35	Training Coverage Overtime						
.326	Engine Company Training Coverage						
	12,600	12,600	-		-	-	-
.330	Training Coverage						
	26,500	26,500	20,000		20,000	-	0.00%
.336	Coverage - Special Operations Training						
	3,000	3,000	3,000		3,000	-	0.00%
.337	Coverage - Paramedic Upgrade Training (8 Attending)						
	10,000	10,000	-		24,000	24,000	-
.338	Coverage - TRT / Hazmat						
	12,000	12,000	12,000		12,000	-	0.00%
	<i>Total Training Coverage Overtime</i>						
	64,100	64,100	35,000	-	59,000	24,000	68.57%
6103.3	Special Detail Programs						
.425	CPR Program Internal/External (200 Hours)						
	5,000	5,000	5,000		8,000	3,000	60.00%
.426	Telestaff Maintenance (80 hours)						
	2,000	2,000	2,000		2,000	-	0.00%
.431	Employee Health/Immunization Program						
	1,400	1,400	-		-	-	-
.435	CISD Program Shift Peers (30 Hours)						
	500	500	500		500	-	0.00%
.439	Communications / Tower Work						
	6,500	6,500	2,000		2,000	-	0.00%
.440	Haz Mat Program (25 Hours)						
	625	625	625		625	-	0.00%
.441	Hose Program (40 Hours)						
	500	500	500		500	-	0.00%
.442	SCBA Program <i>Trujillo</i>						
	6,500	6,500	6,500		6,500	-	0.00%
.447	Recruit Acad. & Spec. Proj. (Asst Instructors)						
	8,700	8,700	44,000		44,000	-	0.00%
.449	Promotional Testing (Evaluators & Assistants)						
	8,250	8,250	8,250		8,250	-	0.00%
.452	Misc.						
	8,000	8,000	8,000		8,000	-	0.00%
	<i>Total Special Detail Programs</i>						
	47,975	47,975	77,375	-	80,375	3,000	3.88%
6103.35	Special Detail / Training Instructors						
.476	Special Ops Annual Eng Co. Training Instructor						
	2,600	2,600	2,600		2,600	-	0.00%
.479	CARTA Class Instructors						
	5,000	5,000	5,000		5,000	-	0.00%
.482	In-house EMS Training (Niemynski)						
	25,000	25,000	15,000		15,000	-	0.00%
.483	Tower Resue / Instructor						
	1,000	1,000	1,000		1,000	-	0.00%
	<i>Total Special Detail / Training Instructors</i>						
	33,600	33,600	23,600	-	23,600	-	0.00%
6104.3	Supervisor Assignment Pay						
	Capt 2 positions/day						
	17,520	17,520	17,520		17,520	-	0.00%
	Eng 3 positions/day						
	26,280	26,280	26,280		26,280	-	0.00%
	Battalion Chiefs 1 position/day						
	8,760	8,760	8,760		8,760	-	0.00%
	<i>Total Suprv Assignment Pay</i>						
	52,560	52,560	52,560	-	52,560	-	0.00%
6105.3	Vacation/Sick Leave Buy-Back						
	300,000	300,000	300,000		200,000	(100,000)	-33.33%
6130.3	PSPRS Retirement						
	4,058,275	4,819,339	1,940,908		2,345,641	404,733	20.85%
	Tier 3 PSPRS Retirement						
	105,305	108,478	260,777		325,824	65,047	24.94%
6132.3	PSPRS additional to meet minimum						
	-	-	-		-	-	-
	401A (Employees participating in DROP) Old Tier 1						
	-	-	-		-	-	-
	401A (Employees participating in DROP) Tier 1						
	160,714	157,042	208,479		212,435	3,956	1.90%
	401A Tier 2 - 4%						
	55,308	55,935	56,028		52,610	(3,418)	-6.10%
	401A Tier 2 and Tier 3 - 3%						
	45,995	46,199	54,272		47,971	(6,301)	-11.61%
6130.3	PSPRS Legacy costs						
	429,697	475,383	190,946		266,089	75,143	39.35%
6131.3	Certificate of Participation Debt Servicing						
	-	-	3,632,485		3,984,098	351,613	9.68%
6150.3	Workers Compensation Insurance						
	504,037	990,613	966,352		1,143,198	176,846	18.30%
6170.3	Unemployment Insurance						
	25,901	25,901	7,771		11,471	3,700	47.61%
6170.32	Unemployment Insurance/Reserves						
	-	-	-		-	-	-
6181.3	Medicare Tax						
	152,176	165,760	186,325		207,800	21,475	11.53%
6185.3	Post Employment Health Plan (2%)						
	115,526	132,633	319,659		368,246	48,587	15.20%
6190.3	Health Insurance						
	1,163,880	1,273,680	1,288,320		1,382,382	94,062	7.30%
6191.3	Health Insurance Assistance						
	580,960	610,008	680,000		727,600	47,600	7.00%
<b>Total Personnel Services</b>							
	<b>17,892,690</b>	<b>20,292,709</b>	<b>22,641,909</b>		<b>25,406,371</b>	<b>2,764,462</b>	<b>12.21%</b>
<b>Supplies</b>							
6212.3	Employee Health & Wellness Supplies						
	ECG Stickers, Alcohol Preps, Electrode Gel						
	157	157	-		-	-	-
	<i>Total Employee Health &amp; Wellness Supplies</i>						
	157	157	-		-	-	-

Central Arizona Fire and Medical  
 Draft Budget FY 2024-25  
 General Fund  
 Operations

	CAFMA Budget FY 22	CAFMA Budget FY 23	CAFMA Budget FY24	Actual -	CAFMA Budget FY25	Budget Variance \$\$	Budget Variance %
6215.3							
Medical Supplies - Disposable (tape, 4x4's, ekg Electrodes, monitor paper, gloves, etc.)	99,399	99,399	155,000		155,000	-	0.00%
Pandemic supplies (replacement)	33,600	33,600	35,000		35,000	-	0.00%
YRMC Drug Box Charges	7,500	7,500	10,000		10,000	-	0.00%
Total Medical Supplies	140,499	140,499	200,000	-	200,000	-	0.00%
6216.3							
CPR Supplies & Books							
CPR Supplies	6,900	6,900	6,900		6,900	-	0.00%
New Instructor Supplies (2)	600	600	600		600	-	-
First Aid Supplies	2,500	2,500	2,500		2,500	-	0.00%
Total CPR Supplies & Books	10,000	10,000	10,000	-	10,000	-	0.00%
6217.3							
Medical Equipment Replacement (Niemynski)							
Routine	22,050	22,050	22,050		77,353	55,303	250.81%
Total Medical Equipment Replacement	22,050	22,050	22,050	-	77,353	55,303	250.81%
6230.3							
Uniforms							
Full-time Employees (135 * 600 SAFER)	78,000	81,000	81,000		81,000	-	0.00%
Promotion/New Hire Costs	9,000	33,000	33,000		33,000	-	0.00%
Dress Uniforms	10,000	10,000	10,000		10,000	-	0.00%
BC's Uniforms (6)	3,000	3,000	3,000		3,000	-	0.00%
Assistant Chief Uniforms	750	750	750		750	-	0.00%
Replacement / Retirement Costs	1,000	1,000	1,000		1,000	-	0.00%
Boot Supplies	200	200	200		200	-	0.00%
Repair/Damaged Uniforms	500	500	500		500	-	0.00%
Honor Guard / Pipes & Drums Uniforms	4,000	4,000	4,000		4,000	-	0.00%
Total Uniforms	106,450	133,450	133,450	-	133,450	-	0.00%
6231.3							
Protective Clothing (130 full-time)							
Turnouts (10 year rotation)	93,800	93,800	93,800		98,800	5,000	5.33%
Helmets (10 year rotation)	6,100	6,100	6,100		6,500	400	6.56%
Turnout boots (10 year rotation)	4,880	4,880	4,880		7,800	2,920	59.84%
Station boots (4 year rotation)	18,300	18,300	18,300		19,500	1,200	6.56%
New Hire PPE	-	50,000	105,000		110,000	5,000	4.76%
Particulate Hoods	-	34,000	15,000		4,500	(10,500)	-70.00%
Other (Gloves, wildland, helmet name shields...)	10,000	10,000	10,000		10,000	-	0.00%
Safety Glasses	630	630	630		630	-	0.00%
PPE Washing Supplies/Service	600	600	600		600	-	0.00%
Repairs	7,500	7,500	7,500		10,000	2,500	33.33%
Total Protective Clothing	141,810	225,810	261,810	-	268,330	6,520	2.49%
6240.3							
Operations Supplies / Routine							
Accreditation Supplies (Accreditation Manager)	500	500	500		15,000	14,500	2900.00%
Routine Supplies	1,200	1,200	1,200		1,200	-	0.00%
Honor Guard Equipment	3,850	3,850	3,850		3,850	-	0.00%
Total Operations Supplies/Routine	5,550	5,550	5,550	-	20,050	14,500	261.26%
6245.3							
Public Education / EMS (Niemynski)	2,500	2,500	2,500		-	(2,500)	-100.00%
6289.3							
Firefighting Equipment (Feddema)							
Routine replacement (salvage covers, etc.)	6,600	6,600	6,600		6,600	-	0.00%
Foam (Class A)	25,000	25,000	25,000		25,000	-	0.00%
Foam (Class B)	2,500	2,500	2,500		2,500	-	0.00%
Nozzle Replacement	2,000	2,000	2,000		5,000	3,000	150.00%
Ladders (Trujillo)	10,000	10,000	10,000		10,000	-	0.00%
Routine Hose Replacement	9,500	9,500	20,000		20,000	-	0.00%
Total Firefighting Equipment	55,600	55,600	66,100	-	69,100	3,000	4.54%
6290.3							
Firefighting Equipment New Purchases	50,000	50,000	50,000		50,000	-	0.00%
New Engines (1) equipment	30,000	30,000	30,000		30,000	-	0.00%
6291.3							
Haz-Mat Equipment	9,000	9,000	10,000		18,000	8,000	80.00%
Total Haz-Mat Equipment	9,000	9,000	10,000	-	18,000	8,000	80.00%
6293.3							
Technical Rescue Equipment							
Drake - Equip/Tools	3,000	3,000	3,000		3,000	-	0.00%
Technical Rescue new equipment	7,000	7,000	7,000		7,000	-	0.00%
Technical Rescue routine replacement	4,000	4,000	4,000		4,000	-	0.00%
Total Technical Rescue Equipment	14,000	14,000	14,000	-	14,000	-	0.00%
6294.3							
Drone Program	3,500	3,500	6,500		15,000	8,500	130.77%
6295.3							
Wildland Equipment (Abel)							
Misc. Wildland Equip., tools, fittings	5,000	10,000	20,000		30,000	10,000	50.00%
Total Wildland Equipment	5,000	10,000	20,000	-	30,000	10,000	50.00%
6297.3							
Exercise Equipment - Ops							
Weight Equipment	10,000	10,000	10,000		10,000	-	0.00%
Total Exercise Equipment - Ops	10,000	10,000	10,000	-	10,000	-	0.00%
<b>Total Supplies</b>	<b>606,116</b>	<b>722,116</b>	<b>841,960</b>	<b>-</b>	<b>945,283</b>	<b>103,323</b>	<b>12.27%</b>
<b>Services and Charges</b>							
6405.3							
Other Professional Services							
Accreditation	10,000	10,000	10,000		40,000	30,000	300.00%
Backboard Retrieval Service (Niemynski)	2,200	2,200	2,200		2,200	-	0.00%
Oxygen Refilling Svcs./hydrotesting (Niemynski)	3,000	3,000	5,000		7,000	2,000	40.00%

Central Arizona Fire and Medical  
 Draft Budget FY 2024-25  
 General Fund  
 Operations

	CAFMA Budget FY 22	CAFMA Budget FY 23	CAFMA Budget FY24	Actual -	CAFMA Budget FY25	Budget Variance \$	Budget Variance %
Fingerprint fees \$24 each	240	240	240		240	-	0.00%
ACT (Formerly TIP)	28,711	28,711	28,711		28,711	-	0.00%
Opticom Repairs/Parts	3,000	3,000	5,000		5,000	-	0.00%
Alarm Monitoring	800	800	800		800	-	0.00%
<i>Total Other Professional Services</i>	<i>47,951</i>	<i>47,951</i>	<i>51,951</i>	<i>-</i>	<i>83,951</i>	<i>32,000</i>	<i>61.60%</i>
6415.3 Employee Health							
Routine Physical Exam (130 Personnel * \$160)	14,880	14,880	14,880		20,800	5,920	39.78%
Cancer Screening Grant (FEMA) 128	-	530,458	250,996		280,000	29,004	11.56%
Pulmonary Function Test (93* \$32)	2,976	2,976	2,976		2,976	-	0.00%
Audiogram (93@ \$34)	3,162	3,162	3,162		3,162	-	0.00%
Lab Work	-	-	-		-	-	-
CBC (137*8)	1,096	1,096	1,096		1,096	-	0.00%
CMP (137*13)	1,781	1,781	1,781		1,781	-	0.00%
Lipid Profile (137*16)	2,192	2,192	2,192		2,192	-	0.00%
Urinalysis (137*3)	411	411	411		411	-	0.00%
LDH Direct (137*12)	1,644	1,644	1,644		1,644	-	0.00%
HS - CRP Lab (78 x \$16)	1,248	1,248	1,248		1,248	-	0.00%
CEA (78*23)	1,794	1,794	1,794		1,794	-	0.00%
LDH Enzyme (78*7)	546	546	546		546	-	0.00%
PSA Lab (78* \$23)	1,794	1,794	1,794		1,794	-	0.00%
Occult Blood Testing (68* \$16)	1,088	1,088	1,088		1,088	-	0.00%
Heavy Metals Screening (40 * \$23)	920	920	920		920	-	0.00%
12 Lead EKG (37 x \$16)	592	592	592		592	-	0.00%
Stress Tests (41 * \$300)	12,300	12,300	12,300		12,300	-	0.00%
DRE (62*18)	1,116	1,116	1,116		1,116	-	0.00%
Chest X-rays (28* \$59)	1,652	1,652	1,652		1,652	-	0.00%
Physical Exams Tier 4 Employees (4 * \$600)	2,400	2,400	2,400		2,400	-	0.00%
4 ft entry-level physicals @ \$725 + \$325 for psych	4,200	4,200	4,200		4,200	-	0.00%
HazMat Tech Exposures (4*\$725)	2,900	2,900	2,900		2,900	-	0.00%
Max HR Testing for Tier 4 (8*\$200)	1,600	1,600	1,600		1,600	-	0.00%
Hep. B Vaccine/Boosters/Titers (5 x \$360)	1,800	1,800	1,800		1,800	-	0.00%
HIV/Hep-B/TB Post Exposure Lab Work	500	500	500		500	-	0.00%
TB Skin Tests (16@\$60)	960	960	960		960	-	0.00%
Supplies for TB/Flu Shots	75	75	75		75	-	0.00%
Health & OSHA Questionnaire Dr. Review (130*10)	600	600	600		600	-	0.00%
Drug Testing	5,000	5,000	13,000		13,000	-	0.00%
Other Employee Health Issues	2,560	2,560	2,560		2,560	-	0.00%
<i>Total Employee Health</i>	<i>73,787</i>	<i>604,245</i>	<i>332,783</i>	<i>-</i>	<i>367,707</i>	<i>34,924</i>	<i>10.49%</i>
6425.3 Dispatch Services							
Routine	860,966	1,027,979	982,796		1,244,992	262,196	26.68%
<i>Total Dispatch Services</i>	<i>860,966</i>	<i>1,027,979</i>	<i>982,796</i>	<i>-</i>	<i>1,244,992</i>	<i>262,196</i>	<i>26.68%</i>
6442.31 Wildland Expenses	20,000	20,000	20,000		20,000	-	0.00%
6490.3 Outside Duplication & Printing							
Business Cards	350	350	350		350	-	0.00%
Suppression Forms	400	400	400		400	-	0.00%
Survey Cards (+EMS Survey)	750	750	750		750	-	0.00%
Shift Calendars	750	1,000	1,000		1,000	-	0.00%
Routine Forms	300	300	300		300	-	0.00%
<i>Total Outside Duplication &amp; Printing</i>	<i>2,550</i>	<i>2,800</i>	<i>2,800</i>	<i>-</i>	<i>2,800</i>	<i>-</i>	<i>0.00%</i>
6512.3 Sanitation							
Health/Medical Waste Services	1,000	1,000	1,000		1,000	-	0.00%
<i>Total Sanitation Charges</i>	<i>1,000</i>	<i>1,000</i>	<i>1,000</i>	<i>-</i>	<i>1,000</i>	<i>-</i>	<i>0.00%</i>
6551.3 Hydrants							
Hydrant Maintenance	3,000	3,000	3,000		1,500	(1,500)	-50.00%
6580.3 Outside Repair & Maintenance - Equipment							
EMS Equip Repair-Medtronic Contract	19,105	19,105	19,105		19,105	-	0.00%
Other EMS Equip Repair (Stryker Maintenance)	1,000	5,200	11,000		17,000	6,000	54.55%
<i>Total Outside Repair &amp; Maintenance - Equipment</i>	<i>20,105</i>	<i>24,305</i>	<i>30,105</i>	<i>-</i>	<i>36,105</i>	<i>6,000</i>	<i>19.93%</i>
6590.3 Training & Travel / Conferences							
Assistant Chief Classes/Conferences (Feddema)	2,000	2,000	2,000		2,000	-	0.00%
Accreditation Training	4,350	4,350	4,350		4,350	-	0.00%
NIMS ICS 300/400	3,640	3,640	3,640		3,640	-	0.00%
BC Training & Travel (\$1000/BC*6)	6,000	6,000	6,000		6,000	-	0.00%
EMS Captain Training & Travel	1,430	1,430	1,430		1,430	-	0.00%
National Fire Academy (9 Attendees)	1,755	1,755	1,755		1,755	-	0.00%
Haz-Mat Technician training (2)	-	-	-		-	-	-
Peer Fitness Training tuition (2 new)	3,200	3,200	3,200		3,200	-	0.00%
Paramedic Class Per Diem (Clinicals) 8	4,800	4,800	4,800		6,400	1,600	33.33%
Telestaff Training/ Continuing Education	2,500	2,500	2,500		2,500	-	0.00%
Suppression Training & Travel	5,700	5,700	5,700		5,700	-	0.00%
CPR (2 new instructors Training & Materials)	600	600	600		600	-	0.00%
CISM Conference (2)	3,900	3,900	3,900		3,900	-	0.00%
EMS training instructors	6,230	6,230	6,230		6,230	-	0.00%
Honor Guard	1,500	1,500	1,500		1,500	-	0.00%
Pipes & Drums	2,500	2,500	2,500		2,500	-	0.00%
Drake - Training	1,000	1,000	1,000		1,000	-	0.00%
<i>Total Training &amp; Travel / Conferences</i>	<i>51,105</i>	<i>51,105</i>	<i>51,105</i>	<i>-</i>	<i>52,705</i>	<i>1,600</i>	<i>3.13%</i>
6595.3 Awards (moved to Admin)							

Central Arizona Fire and Medical  
 Draft Budget FY 2024-25  
 General Fund  
 Operations

	CAFMA Budget FY 22	CAFMA Budget FY 23	CAFMA Budget FY24	Actual -	CAFMA Budget FY25	Budget Variance \$\$	Budget Variance %
Employee Plaques	400	1,400					-
Longevity Pins (+ certificates)	700	700					-
Employee Award	4,700	4,700					-
Civilian Plaques	75	75					-
Safety Awards	500	500					-
<b>Total Awards</b>	<b>6,375</b>	<b>7,375</b>	<b>-</b>	<b>-</b>	<b>-</b>	<b>-</b>	<b>-</b>
6600.3 Dues							
Assistant Chief	300	300	300		300	-	0.00%
NAEMS	50	50	50		50	-	0.00%
AFCA - Mid-sized Department	1,000	1,000	1,000		1,000	-	0.00%
AzAA - Arizona Ambulance Assn	200	200	200		200	-	0.00%
IAFC - EMS	120	120	120		120	-	0.00%
IAFC (8)	2,200	2,200	2,200		2,200	-	0.00%
CISM	100	100	100		100	-	0.00%
Safety Officer Certification	380	380	380		380	-	-
PV Chamber	50	50	50		50	-	0.00%
<b>Total Dues</b>	<b>4,400</b>	<b>4,400</b>	<b>4,400</b>	<b>-</b>	<b>4,400</b>	<b>-</b>	<b>0.00%</b>
6610.3 Miscellaneous							
.490 Routine + Fire Ops 101	2,250	2,250	2,250		2,250	-	0.00%
.491 Fire Rehab	2,250	2,250	2,250		2,250	-	0.00%
.492 Taxi Service	550	550	550		550	-	0.00%
.494 Promotional Testing	2,000	2,000	2,000		2,000	-	0.00%
.496 Captain Promotional Testing Supplies & Expenses	1,200	1,200	1,200		1,200	-	0.00%
.498 Firefighter Recruitment Supplies	200	200	200		1,000	800	0.00%
<b>Total Miscellaneous</b>	<b>8,450</b>	<b>8,450</b>	<b>8,450</b>	<b>-</b>	<b>9,250</b>	<b>800</b>	<b>9.47%</b>
<b>Total Services and Charges</b>	<b>1,099,689</b>	<b>1,802,610</b>	<b>1,488,390</b>	<b>-</b>	<b>1,824,410</b>	<b>336,020</b>	<b>22.58%</b>
Capital Outlay							
7730.3 Capital Outlay - Vehicles							
Type 1 Engine	754,000	-	-		-	-	-
Ladder Truck	-	-	-		2,300,000	2,300,000	-
TRT vehicle	200,000	200,000	200,000		-	(200,000)	-100.00%
Van (15 passenger)	-	-	-		75,000	75,000	-
OPS UTV & Trailer	30,500	33,000	-		-	-	-
Training Captain Truck	-	-	-		78,000	78,000	-
Deputy Chief Truck	55,000	-	-		78,000	78,000	-
BC Truck (V-571 Batt3)	-	-	90,000		-	(90,000)	-100.00%
Water Tender	-	-	-		395,000	395,000	-
Patrol	144,814	144,814	144,814		160,000	15,186	10.49%
Ambulances (2)	-	-	-		800,000	800,000	-
Operations SUV (B3)	-	-	-		50,615	50,615	-
<b>Total Cap Outlay - Vehicles</b>	<b>1,184,314</b>	<b>377,814</b>	<b>434,814</b>	<b>-</b>	<b>3,936,615</b>	<b>3,501,801</b>	<b>805.36%</b>
.100 Capital Outlay - Equipment							
New Type 1 (2), (equip, hose, etc...)	-	-	-		-	-	-
7740.3 Capital Outlay - Equipment and Facilities							
Station Generator	-	67,500	-		-	-	-
HazMat Meter	-	-	-		20,000	20,000	-
Heart Monitor - Capital Repl. Schedule (2 p/ yr)	42,893	60,000	75,000		80,000	5,000	6.67%
TNT Vehicle Extrication Tool Set	27,188	28,547	30,000		30,831	831	2.77%
TIC	20,000	21,218	-		22,660	22,660	-
<b>Total Capital Outlay - Equipment and Facilities</b>	<b>90,081</b>	<b>177,265</b>	<b>105,000</b>	<b>-</b>	<b>153,491</b>	<b>48,491</b>	<b>46.18%</b>
<b>Total Capital Outlay</b>	<b>1,274,395</b>	<b>555,079</b>	<b>539,814</b>	<b>-</b>	<b>4,090,106</b>	<b>3,550,292</b>	<b>657.69%</b>
<b>Total Operations Budget</b>	<b>20,872,890</b>	<b>23,372,514</b>	<b>25,512,073</b>	<b>-</b>	<b>32,266,170</b>	<b>6,754,097</b>	<b>26.47%</b>
<b>Contingency</b>	<b>990,925</b>	<b>1,141,072</b>	<b>1,248,863</b>	<b>-</b>	<b>1,408,803</b>	<b>159,940</b>	<b>12.81%</b>
<b>Total Budget with Contingency</b>	<b>21,863,815</b>	<b>24,513,586</b>	<b>26,760,936</b>	<b>-</b>	<b>33,674,973</b>	<b>6,914,037</b>	<b>25.84%</b>

**Central Arizona Fire and Medical  
Draft Budget FY 2024-25  
General Fund  
Fire Prevention**

	CAFMA Budget FY 22	CAFMA Budget FY 23	CAFMA Budget FY 24	Actual -	CAFMA Budget FY 25	Budget Variance \$\$	Budget Variance %
<b>Personnel Services</b>							
6100.2 Salaries							
<i>Total Salaries</i>	371,045	397,193	420,508	-	451,964	31,456	7.48%
6103.2 Special Detail							
.400 8 Fire Pals (\$25 / hour - 6 hrs./day)	12,600	12,600	12,600		12,600	-	0.00%
.402 Babysitter Program (1 4-hr lecture @ \$25/ hr)	250	250	250		250	-	0.00%
.403 Special Events Assignment Pay (special duty)	4,500	4,500	2,000		2,000	-	0.00%
.404 Fire Investigator Trainees	-	-	-		1,000	1,000	-
Car Seat Technicians	-	-	-		2,000	2,000	-
<i>Total Special Detail</i>	17,350	17,350	14,850	-	17,850	3,000	20.20%
6104.2 Supervisory Assignment (20 Days & \$25)	500	500	500		500	-	0.00%
6110.2 Overtime Salaries	15,000	15,000	15,000		15,000	-	0.00%
Salary & OT TOTAL for St Comp & PSPRS calcs							
6129.2 ASRS Retirement	33,350	35,557	54,869		44,312	(10,557)	-19.24%
6130.2 PSPRS Retirement	-	-	-		34,658	34,658	-
6132.2 401A (Employees participating in DROP) Tier 1	13,099	13,787	-		-	-	-
6150.2 Workers Compensation Insurance							
Fire Marshal & Inspectors	19,969	38,270	34,716		36,564	1,848	5.32%
<i>Total State Compensation Insurance</i>	19,969	38,270	34,716	-	36,564	1,848	5.32%
6170.2 Unemployment Insurance	1,284	1,284	386		569	183	47.41%
6180.2 401A-ASRS	14,884	16,726	27,123		21,142	(5,981)	-22.05%
6181.2 Medicare Tax	5,856	6,236	6,537		6,553	16	0.24%
6190.2 Health Insurance	52,470	57,420	58,080		56,655	(1,425)	-2.45%
<b>Total Personnel Services</b>	<b>544,807</b>	<b>599,323</b>	<b>632,569</b>	<b>-</b>	<b>685,767</b>	<b>53,198</b>	<b>8.41%</b>
<b>Supplies</b>							
6230.2 Uniforms (\$500 each)	3,000	3,000	3,000		3,000	-	0.00%
6242.2 Supplies - Prevention							
Investigations	1,350	1,350	2,000		2,000	-	0.00%
Code Enforcement	1,300	1,300	2,000		2,000	-	0.00%
Routine Supplies	190	190	500		500	-	0.00%
<i>Total Risk Management Supplies</i>	2,840	2,840	4,500	-	4,500	-	0.00%
6243.2 Library Reference Materials							
NFPA Subscription	1,350	1,350	1,350		1,350	-	0.00%
Reference Books	1,500	1,500	1,500		1,500	-	0.00%
Routine Reference Materials	110	110	110		110	-	0.00%
<i>Total Library Supplies</i>	2,960	2,960	2,960		2,960	-	0.00%
6245.2 Public Ed / School Ed							
Carseat program	1,000	1,000	1,000		1,000	-	0.00%
Urban Survival - Handouts	8,500	8,500	5,500		5,500	-	0.00%
Urban Survival - Props	500	500	500		500	-	0.00%
Senior Program & Neighbor to Neighbor	200	200	200		200	-	0.00%
Printed Materials (Brochures)	315	315	315		315	-	0.00%
Smoke Detectors	350	350	350		1,000	650	185.71%
Public Education	1,150	1,150	1,150		1,150	-	0.00%
<i>Total Public Ed / School Ed</i>	12,015	12,015	9,015	-	9,665	650	7.21%
6249.2 Urban Interface / Brush Removal							
.010 PAWUIC Defensible Space Grant Grant	24,000	24,000	5,000		5,000	-	0.00%
<i>Total Urban Interface / Brush Removal</i>	24,000	24,000	5,000	-	5,000	-	0.00%

**Central Arizona Fire and Medical  
Draft Budget FY 2024-25  
General Fund  
Fire Prevention**

	<b>CAFMA Budget FY 22</b>	<b>CAFMA Budget FY 23</b>	<b>CAFMA Budget FY 24</b>	<b>Actual -</b>	<b>CAFMA Budget FY 25</b>	<b>Budget Variance \$\$</b>	<b>Budget Variance %</b>
<b>Total Supplies</b>	<b>44,815</b>	<b>44,815</b>	<b>24,475</b>	<b>-</b>	<b>25,125</b>	<b>650</b>	<b>2.66%</b>
<b>Services and Charges</b>							
6490.2 Outside Duplication & Printing							
Print Media	300	300	300		300	-	0.00%
Risk Management Forms	850	850	850		850	-	0.00%
Business Cards	300	300	300		300	-	0.00%
Routine Forms	250	250	250		250	-	0.00%
<i>Total Outside Duplication &amp; Printing</i>	<b>1,400</b>	<b>1,400</b>	<b>1,400</b>	<b>-</b>	<b>1,700</b>	<b>300</b>	<b>21.43%</b>
6580.2 Prevention Equipment							
Routine Maintenance	200	200	200		200	-	0.00%
Repairs	300	300	300		300	-	0.00%
<i>Total Risk Management Equipment</i>	<b>500</b>	<b>500</b>	<b>500</b>	<b>-</b>	<b>500</b>	<b>-</b>	<b>0.00%</b>
6590.2 Training & Travel							
AFDA (1)	200	200	200		200	-	0.00%
National Fire Academy (2)	400	400	400		1,000	600	150.00%
Fire Investigator	3,800	3,800	3,800		10,000	6,200	163.16%
Routine	3,000	3,000	3,000		5,000	2,000	66.67%
Fire Marshal Education	1,000	1,000	1,000		1,000	-	0.00%
Fire Code Board of Appeals	400	400	400		400	-	0.00%
State Fire School	1,000	1,000	1,000		1,000	-	0.00%
<i>Total Training &amp; Travel</i>	<b>9,800</b>	<b>9,800</b>	<b>9,800</b>	<b>-</b>	<b>18,600</b>	<b>8,800</b>	<b>89.80%</b>
6600.2 Dues							
PV EDF	72	72	72		72	-	0.00%
Natl Fire Prot Assoc - Fire Marshall	175	175	175		175	-	0.00%
National Fire Sprinkler Assn	50	50	50		50	-	0.00%
AZ State Fire Marshall	30	30	30		30	-	0.00%
International Code Council	135	135	135		200	65	48.15%
Intl Assoc of Arson Investigators	675	675	675		1,000	325	48.15%
Intl Assoc of Fire Chiefs /WFCFA - Fire Marshall	300	300	300		300	-	0.00%
Az Fire & Burn Educators	105	105	105		105	-	0.00%
<i>Total Dues</i>	<b>1,542</b>	<b>1,542</b>	<b>1,542</b>	<b>-</b>	<b>1,932</b>	<b>390</b>	<b>25.29%</b>
6610.2 Miscellaneous							
Host Meetings (AFBEA)	-	-	-		-	-	-
PV Chamber Quarterly Meetings	180	180	180		180	-	0.00%
Chamber Mixer	400	400	400		400	-	0.00%
Citizen Serve	1,800	1,800	1,800		1,800	-	0.00%
Routine	500	500	500		500	-	0.00%
<i>Total Miscellaneous</i>	<b>2,880</b>	<b>2,880</b>	<b>2,880</b>	<b>-</b>	<b>2,880</b>	<b>-</b>	<b>0.00%</b>
<b>Total Services and Charges</b>	<b>16,122</b>	<b>16,122</b>	<b>16,122</b>	<b>-</b>	<b>25,612</b>	<b>9,490</b>	<b>58.86%</b>
7740.2 Capital Outlay - Equipment							
New Prevention Vehicles	98,282	120,000	-		-	-	-
Electronic Knox Box (Vehicles/Stations)	-	-	70,000		10,000	(60,000)	-85.71%
<i>Total Capital Outlay - Equipment</i>	<b>98,282</b>	<b>120,000</b>	<b>70,000</b>	<b>-</b>	<b>10,000</b>	<b>(60,000)</b>	<b>-85.71%</b>
<b>Total Fire Prevention</b>	<b>704,026</b>	<b>780,260</b>	<b>743,166</b>	<b>-</b>	<b>746,504</b>	<b>3,338</b>	<b>0.45%</b>
<b>Contingency</b>	<b>30,287</b>	<b>33,013</b>	<b>33,658</b>		<b>36,825</b>	<b>3,167</b>	<b>9.41%</b>
<b>Total Budget with Contingency</b>	<b>734,313</b>	<b>813,273</b>	<b>776,824</b>		<b>783,329</b>	<b>6,505</b>	<b>0.84%</b>

**Central Arizona Fire and Medical  
Draft Budget FY 2024-25  
General Fund  
Training Center**

		CAFMA Budget FY 22	CAFMA Budget FY 23	CAFMA Budget FY 24	Actual -	CAFMA Budget FY 25	Budget Variance \$\$	Budget Variance %
<b>Personnel Services</b>								
6100.35	Salaries							
	<i>Total Salaries</i>	250,411	256,633	275,267	-	554,661	270,099	98.12%
6110.35	Overtime (100 hours)	2,828	2,828	2,828		2,828	-	0.00%
6129.35	ASRS Retirement	4,574	4,874	5,045		7,101	2,056	40.75%
6130.35	PSPRS Retirement	101,221	112,235	54,527		102,317	47,790	87.64%
6132.35	401A (Employees participating in DROP)	-	-	-		-	-	-
6150.35	Workers Compensation Insurance	12,175	23,089	21,547		45,101	23,554	109.31%
6170.35	Unemployment Insurance	642	642	192		284	92	47.92%
6180.35	401A-ASRS (previously FICA)	175	175	175		3,764	3,589	2050.86%
6181.35	Medicare Tax	3,571	3,762	4,058		8,084	4,026	99.21%
6190.35	Health Insurance	38,160	41,760	42,240		56,655	14,415	34.13%
<b>Total Personnel Services</b>		<b>413,757</b>	<b>445,998</b>	<b>405,879</b>	<b>-</b>	<b>780,795</b>	<b>374,916</b>	<b>92.37%</b>
<b>Supplies</b>								
6201.35	Computer Supplies & Software							
	Computer Lab Supplies	1,500	1,500	1,500	-	1,500	-	0.00%
	TargetSafety Software	15,700	15,700	15,700		18,500	2,800	17.83%
	<i>Total Computer Supplies &amp; Software</i>	17,200	17,200	17,200	-	20,000	2,800	16.28%
6230.35	Uniforms	1,500	1,500	1,500	-	1,500	-	0.00%
	Training Officers (10)	600	600	600	-	600	-	0.00%
	<i>Total Uniforms</i>	2,100	2,100	2,100		2,100	-	0.00%
6240.35	Library Reference							
	Routine	2,750	2,750	3,000		3,000	-	0.00%
	NFPA Standards	1,200	1,200	1,200		1,200	-	0.00%
	Probationary Packet Materials	2,500	2,500	3,000		3,000	-	0.00%
	<i>Total Library Reference</i>	6,450	6,450	7,200		7,200	-	0.00%
6296.35	Training Center Equipment & Prop Supplies							
	Routine Training Supplies	32,000	32,000	32,000		32,000	-	0.00%
	<i>Total Training Center Equipment / Supplies</i>	32,000	32,000	32,000		32,000	-	0.00%
<b>Total Supplies</b>		<b>57,750</b>	<b>57,750</b>	<b>58,500</b>		<b>61,300</b>	<b>2,800</b>	<b>4.79%</b>
<b>Services and Charges</b>								
6580.35	Outside Repair CARTA	2,000	2,000	2,000		2,000	-	0.00%
6587.35	EMS Training							
	Monthly Run Review (12) Supplies	480	480	480		480	-	0.00%
	Routine Supplies	1,750	1,750	1,750	-	1,750	-	0.00%
	Training Texts at Stations & CARTA (ACLS, PALS)	880	880	880		880	-	0.00%
	<i>Total EMS Training</i>	3,110	3,110	3,110		3,110	-	0.00%
6588.35	CARTA Classes							
	Leadership Training w/ Outside Instructors	4,000	4,000	4,000		4,000	-	0.00%
	Certification Fees for State Cert's	2,200	2,200	2,200		2,200	-	0.00%
	Supplies	4,000	4,000	4,000		4,000	-	0.00%
	Safety Officer Training	-	-	-		-	-	-
	Fire Simulator Train the Trainer	1,500	1,500	1,500		1,500	-	0.00%
	Ladder Class	-	-	-		-	-	-
	Advanced Extrication Classes (Regional Class)	3,000	3,000	3,000		3,000	-	0.00%
	Drivers Trng EVOC Course	1,000	1,000	1,000		1,000	-	0.00%
	<i>Total CARTA Classes</i>	15,700	15,700	15,700		15,700	-	0.00%
6590.35	Training & Travel							
	CARTA personnel Classes & Conferences	3,000	3,000	3,000		3,000	-	0.00%
	State Fire School (3 Attendees)	3,000	3,000	3,000		3,000	-	0.00%
	Peer Fitness	7,700	6,700	6,700		6,700	-	0.00%
	Haz-Mat	2,500	2,500	2,500		2,500	-	0.00%
	Wildland	9,000	9,000	9,000		9,000	-	0.00%
	Special Operations - Swift Water	3,200	3,200	3,200		3,200	-	0.00%
	Special Operations -TRT	3,500	3,500	3,500		3,500	-	0.00%
	<i>Total Training &amp; Travel</i>	31,900	30,900	30,900		30,900	-	0.00%

**Central Arizona Fire and Medical  
Draft Budget FY 2024-25  
General Fund  
Training Center**

	CAFMA Budget FY 22	CAFMA Budget FY 23	CAFMA Budget FY 24	Actual -	CAFMA Budget FY 25	Budget Variance \$\$	Budget Variance %
6591.35.035 Books & Subscriptions / Ops							
EVT Subscription	75	75	75		75	-	0.00%
FCC Subscription	300	300	300		300	-	0.00%
ICS 300/400 Class Material	500	500	500		500	-	0.00%
Wildland Firefighter Subscription	30	30	30		30	-	0.00%
Firehouse Subscription	30	30	30		30	-	0.00%
Fire Engineering Subscription	30	30	30		30	-	0.00%
Books & Subscriptions / Training Center							
Fire Engineering	40	40	40		40	-	0.00%
EMS Responder	45	45	45		-	(45)	-100.00%
<i>Total Books &amp; Subscriptions</i>	1,050	1,050	1,050		1,005	(45)	-4.29%
<b>6593.35 Paramedic Upgrade (\$6000*8)</b>	<b>21,930</b>	<b>21,930</b>	<b>43,860</b>		<b>48,000</b>	<b>4,140</b>	<b>9.44%</b>
6594.35 College - Upper & Lower Division	20,000	20,000	20,000		20,000	-	0.00%
6600.35 Dues							
Dues - AFTA	150	150	150		150	-	0.00%
Dues - IAWF	60	60	60		60	-	0.00%
Dues - FESHE	25	25	25		25	-	0.00%
Dues - ISFSI (10 @\$125)	1,250	1,250	1,250		1,250	-	0.00%
Dues - NFPA	150	150	150		150	-	0.00%
<i>Total Dues</i>	1,635	1,635	1,635		1,635	-	0.00%
<b>Total Services and Charges</b>	<b>97,325</b>	<b>96,325</b>	<b>118,255</b>	<b>-</b>	<b>122,350</b>	<b>4,095</b>	<b>3.46%</b>
<b>Capital Outlay</b>							
7730.35 Fork Lift (Diesel)	-	-	-		-	-	-
John Deere Gator - ATV	-	-	-		-	-	-
Training Chief	-	-	-		-	-	-
<i>Total Cap Outlay - Training Center Phase 3</i>	-	-	-		-	-	-
<b>Total Capital Outlay</b>	<b>-</b>	<b>-</b>	<b>-</b>	<b>-</b>	<b>-</b>	<b>-</b>	<b>-</b>
<b>Total Training Center Budget</b>	<b>568,832</b>	<b>600,073</b>	<b>582,634</b>	<b>-</b>	<b>964,445</b>	<b>381,811</b>	<b>65.53%</b>
<b>Contingency</b>	<b>28,093</b>	<b>30,004</b>	<b>29,219</b>		<b>48,222</b>	<b>19,003</b>	<b>65.04%</b>



Central Arizona Fire and Medical  
Draft Budget FY 2024-25  
General Fund  
Technical Services

	CAFMA Budget FY 22	CAFMA Budget FY 23	CAFMA Budget FY 24	Actual -	CAFMA Budget FY 25	Budget Variance \$\$	Budget Variance %
<b>Personnel Services</b>							
6100.41 Salaries							
<i>Total Salaries</i>	433,677	443,843	601,076	-	635,176	34,100	5.67%
6110.41 Overtime	25,000	25,000	25,000		25,000	-	0.00%
6129.41 ASRS Retirement	56,050	57,058	76,193		81,004	4,811	6.31%
6150.41 Worker's Compensation Insurance	22,677	41,722	48,208		53,408	5,200	10.79%
6170.41 Unemployment Insurance	1,070	1,070	321		719	398	123.99%
6180.41 401A-ASRS (previously FICA)	28,738	29,368	39,117		41,231	2,114	5.40%
6181.41 Medicare Tax	6,751	6,898	9,178		9,673	495	5.39%
6190.41 Health Insurance	52,470	57,420	58,080		67,986	9,906	17.06%
<b>Total Personnel Services</b>	<b>626,433</b>	<b>662,379</b>	<b>857,173</b>	<b>-</b>	<b>914,197</b>	<b>57,024</b>	<b>6.65%</b>
<b>Supplies</b>							
6200.41 Office Supplies	500	500	500		500	-	0.00%
6201.41 Computer Supplies & Software							
Access Control Lock System (Hardware) -maint.	5,000	5,000	5,000		5,000	-	0.00%
Adobe Acrobat License/Upgrades	1,500	1,500	1,500		1,500	-	0.00%
ADSI Software Maintenance	-	-	-		-	-	-
Allison transmission software	900	900	900		900	-	0.00%
Alpine Software (RedNMX)	3,000	3,000	3,000		3,000	-	0.00%
Antivirus License	4,000	4,000	4,000		4,000	-	0.00%
Ruckus (formerly Aruba) Wireless License	2,000	2,000	2,000		2,000	-	0.00%
ASAP Inventory Software Maintenance	2,400	2,400	2,400		2,400	-	0.00%
Barracuda SPAM Updates	4,000	4,000	4,000		4,000	-	0.00%
Century Link / Cisco (SmartNet Contract VoIP)	-	-	-		-	-	-
3CX Renewal	3,500	3,500	3,500		3,500	-	0.00%
Cisco Routers	8,000	8,000	8,000		8,000	-	0.00%
CradlePoint	2,000	2,000	2,000		2,000	-	0.00%
Cummings Software	1,700	1,700	1,700		1,700	-	0.00%
Replacement Computers, plotter - Routine	18,000	18,000	18,000		18,000	-	0.00%
CYMA Payroll Tax Forms	-	-	-		-	-	-
CYMA software maintenance	6,500	6,500	6,500		6,500	-	0.00%
CYMA support	3,000	3,000	3,000		3,000	-	0.00%
Document Locater annual service	4,000	4,000	4,000		4,000	-	0.00%
EMS online learning	5,000	5,000	5,000		5,000	-	0.00%
EPCR - Misc. Hardware Batteries / Chargers	2,500	2,500	2,500		2,500	-	0.00%
EPCR - Imagetrend CAD integration annual	-	-	-		-	-	-
EPCR - Tablet Replacement and other	12,000	12,000	12,000		12,000	-	0.00%
Firehouse Maintenance & Upgrades	5,500	5,500	5,500		5,500	-	0.00%
FireView Annual Software Maintenance	-	-	-		-	-	-
FortiGate Firewall (formerly SonicWall Base & Content)	1,400	1,400	1,400		1,400	-	0.00%
GovInvest	-	7,000	7,000		7,000	-	0.00%
HandTevy Software (Implementation and Annual)	5,845	5,845	5,845		6,137	292	5.00%
ImageTrend	37,000	37,000	37,000		37,000	-	0.00%
ImageTrend Continuum	-	-	-		-	-	-
International scan tool software	1,300	1,300	1,300		1,300	-	0.00%
MDT/Mobile Computing Software - maintenance	-	-	-		-	-	-
Microsoft Licenses/upgrades (Microsoft 365)	12,000	74,000	74,000		74,000	-	0.00%
Mitchell Software Maintenance (Autel/ Mopar)	6,350	11,650	11,650		11,650	-	0.00%
MTP Threat Denial (Antivirus,AntiSpam,AntiMalware)	-	-	-		-	-	-
Net Motion VPN Software	5,000	5,000	5,000		5,000	-	0.00%
Network Solutions SSL License	1,500	1,500	1,500		1,500	-	0.00%
Nutanix Support	7,500	7,500	7,500		7,500	-	0.00%
Printers, hardware, Server, UPS, Battery Equip	13,000	13,000	13,000		13,000	-	0.00%
Pulseway Remote Monitoring and Management	1,000	1,000	1,000		1,000	-	0.00%
Screen Connect	1,000	1,000	1,000		1,000	-	0.00%
PDQ Deploy	2,000	2,000	2,000		2,000	-	0.00%
Pro-Series Fixed Assets	350	-	-		-	-	-
Wildland Data and Avenza Maps (8 Ipads)	-	10,720	10,720		10,720	-	0.00%
Routine Computer Supplies	5,000	5,000	5,000		5,000	-	0.00%
Routine Software/Supplies	3,000	3,000	3,000		3,000	-	0.00%
RS2 - Software Maintenance (door locks)	2,800	2,800	2,800		2,800	-	0.00%
SmartGov - Prevention	-	-	12,000		12,000	-	0.00%
Software Upgrades (General)	4,500	4,500	4,500		4,500	-	0.00%
Telestaff Maintenance/ Licensing	10,000	10,000	10,000		10,000	-	0.00%
Training Center - IT	11,000	11,000	11,000		11,000	-	0.00%
Tri-tech annual	14,000	14,000	14,000		14,000	-	0.00%
Website Supplies / Charges	1,750	1,750	1,750		1,750	-	0.00%
Veem Backup and Replication	3,000	3,000	3,000		3,000	-	0.00%
Zoom	1,000	1,000	1,000		1,000	-	0.00%

Central Arizona Fire and Medical  
 Draft Budget FY 2024-25  
 General Fund  
 Technical Services

	CAFMA Budget FY 22	CAFMA Budget FY 23	CAFMA Budget FY 24	Actual -	CAFMA Budget FY 25	Budget Variance \$\$	Budget Variance %
Active 911	2,500	2,500	2,500		2,500	-	0.00%
Air Advantage	500	500	500		500	-	0.00%
Written Test Bank Software	4,100	4,100	14,600		14,600	-	0.00%
Board Paq (Diligent)	1,560	2,250	2,250		2,250	-	0.00%
Capital Asset Program	-	4,250	5,250		5,250	-	0.00%
<b>Total Computer Supplies &amp; Software</b>	<b>254,455</b>	<b>344,065</b>	<b>367,565</b>	-	<b>367,857</b>	<b>292</b>	<b>0.08%</b>
6211.41 District Mapping Program							
Software Updates (Visio, TOPO, ArcGis, AVALabel)	1,500	1,500	1,500	-	2,000	500	33.33%
ESRI Maintenance Agreement	5,700	5,700	5,700	-	6,000	300	5.26%
Supplies	1,500	1,500	1,500	-	1,700	200	13.33%
<b>Total District Mapping Program</b>	<b>8,700</b>	<b>8,700</b>	<b>8,700</b>	-	<b>9,700</b>	<b>1,000</b>	<b>11.49%</b>
6230.41 Uniforms	2,500	2,500	2,500		2,500	-	0.00%
6240.41 Communication Supplies	1,000	1,000	1,000		1,000	-	0.00%
6274.41 Site / Equipment Maintenance Supplies (formerly 6270)							
Communication Tower Sites Routine	12,000	12,000	12,000		12,000	-	0.00%
Glassford site road maintenance	5,000	5,000	5,000		5,000	-	0.00%
Microwave Trupoint	1,000	1,000	1,000		1,000	-	0.00%
Microwave Equip	7,000	7,000	7,000		7,000	-	0.00%
<b>Total Building Maintenance Supplies</b>	<b>25,000</b>	<b>25,000</b>	<b>25,000</b>	-	<b>25,000</b>	-	<b>0.00%</b>
6280.41 Radio / Pager Maintenance							
Routine	10,500	10,500	10,500		10,500	-	0.00%
Radio Battery Replacement	6,250	6,250	6,250		6,250	-	0.00%
Regular radio replacement	57,000	57,000	57,000		57,000	-	0.00%
Pagers (15) Replace / Repair	-	-	-		-	-	-
Station Alerting Equipment	5,000	5,000	5,000		5,000	-	0.00%
Wildland replacement radios & equipment (+I pads)	17,000	25,000	25,000		25,000	-	0.00%
Headsets Parts / Supplies & Maintenance	3,750	3,750	3,750		3,750	-	0.00%
<b>Total Radio / Pager Maintenance</b>	<b>99,500</b>	<b>107,500</b>	<b>107,500</b>	-	<b>107,500</b>	-	<b>0.00%</b>
6281.41 Supplies for Oustside Agency Work	10,000	10,000	10,000		10,000	-	0.00%
6288.41 Batteries	150	150	150		150	-	0.00%
6292.41 Communications / Technician Tools & Equipment							
Routine Tools & Equipment	6,750	6,750	6,750	-	6,750	-	0.00%
<b>Total Communications/Radio Technician Equipment</b>	<b>6,750</b>	<b>6,750</b>	<b>6,750</b>	-	<b>6,750</b>	-	<b>0.00%</b>
<b>Total Supplies</b>	<b>408,555</b>	<b>506,165</b>	<b>529,665</b>	-	<b>530,957</b>	<b>1,292</b>	<b>0.24%</b>
<b>Services and Charges</b>							
6405.41 Other Professional Services							
FCC Licensing (New Paths Microwave / VHF / UHF)	7,500	7,500	7,500		7,500	-	0.00%
IT Outsourced Support - Labor	30,000	30,000	30,000		60,000	30,000	100.00%
Special Projects	44,000	44,000	44,000		44,000	-	0.00%
EPCR Support (6201)	0	-	-		-	-	-
<b>Total Other Professional Services</b>	<b>81,500</b>	<b>81,500</b>	<b>81,500</b>	-	<b>111,500</b>	<b>30,000</b>	<b>36.81%</b>
6430.41 Communications (previously in Admin)							
Monthly (CenturyLink, Long Distance)	20,000	20,000	15,000		10,000	(5,000)	-33.33%
Phone Line	900	900	900		900	-	0.00%
Cell Phones / Mobile Data	41,300	41,300	41,300		66,220	24,920	60.34%
Internet	13,800	13,800	13,800		13,800	-	0.00%
Global Star - Satellite Phones	2,700	2,700	2,700		2,700	-	0.00%
Mobile Data	10,000	10,000	10,000		-	(10,000)	-100.00%
Phone Repair/Rplce/Upgrade/Equip	3,000	3,000	3,000		3,000	-	0.00%
Redundant Internet	-	-	-		6,000	6,000	-
<b>Total Communications</b>	<b>91,700</b>	<b>91,700</b>	<b>86,700</b>	-	<b>102,620</b>	<b>15,920</b>	<b>18.36%</b>
6590.41 Training & Travel							
All Tech Services personnel	6,500	6,500	6,500		6,500	-	-
<b>Total Training &amp; Travel</b>	<b>6,500</b>	<b>6,500</b>	<b>6,500</b>	-	<b>6,500</b>	-	<b>0.00%</b>
6630.41 Contract Services / Communications & IT							
Conectivity (CYFD)	-	-	-		-	-	-
Glassford State Land Lease / Right-of-way	3,500	3,500	3,500		3,500	-	0.00%
Mt. Francis Improvement District	500	500	500		500	-	0.00%

Central Arizona Fire and Medical  
 Draft Budget FY 2024-25  
 General Fund  
 Technical Services

	CAFMA Budget FY 22	CAFMA Budget FY 23	CAFMA Budget FY 24	Actual -	CAFMA Budget FY 25	Budget Variance \$\$	Budget Variance %
Forest Service - Mt. Francis	4,400	4,400	4,400	-	4,400	-	0.00%
<i>Total Contract Services / Communications &amp; IT</i>	8,400	8,400	8,400	-	8,400	-	0.00%
<b>Total Services and Charges</b>	<b>188,100</b>	<b>188,100</b>	<b>183,100</b>	<b>-</b>	<b>229,020</b>	<b>45,920</b>	<b>25.08%</b>
<b>Capital Outlay</b>							
7730.3 Capital Outlay - Vehicles							
Tech Services Vehicle (radio tech)	49,141	60,000	-	-	64,500	64,500	-
Radio Equipment for New Engines	15,000	-	30,000	-	-	(30,000)	-100.00%
Radio Equipment for New Brush Trucks	5,500	-	-	-	6,500	6,500	-
Radio Equipment for New Non-Ops Staff Vehicles	7,500	7,500	6,000	-	10,000	4,000	66.67%
Radio Equipment for New Ops Staff Vehicles	12,000	-	19,500	-	32,500	13,000	66.67%
Radio Equipment for New Water Tender	-	-	-	-	3,200	3,200	-
7750.41 Capital Outlay - Communication/IT							
Telestaff upgrade	-	-	-	-	-	-	-
Comm and Network Upgrades	200,000	150,000	100,000	-	150,000	50,000	50.00%
Door Lock Replacement	30,000	-	-	-	-	-	-
Move Up Software (DECCAN)	-	-	70,000	-	-	(70,000)	-100.00%
Opticom	-	150,000	-	-	20,000	20,000	-
Existing Equipment Replacement	-	-	100,000	-	100,000	-	0.00%
<b>Total Capital Outlay</b>	<b>319,141</b>	<b>367,500</b>	<b>325,500</b>	<b>-</b>	<b>386,700</b>	<b>61,200</b>	<b>18.80%</b>
<b>Total Technical Services Budget</b>	<b>1,542,229</b>	<b>1,724,144</b>	<b>1,895,438</b>	<b>-</b>	<b>2,060,874</b>	<b>165,436</b>	<b>8.73%</b>
<b>Contingency</b>	<b>61,154</b>	<b>67,832</b>	<b>78,497</b>		<b>83,709</b>	<b>5,212</b>	<b>6.64%</b>
<b>Total Budget with Contingency</b>	<b>1,603,383</b>	<b>1,791,976</b>	<b>1,973,935</b>		<b>2,144,583</b>	<b>170,648</b>	<b>8.65%</b>

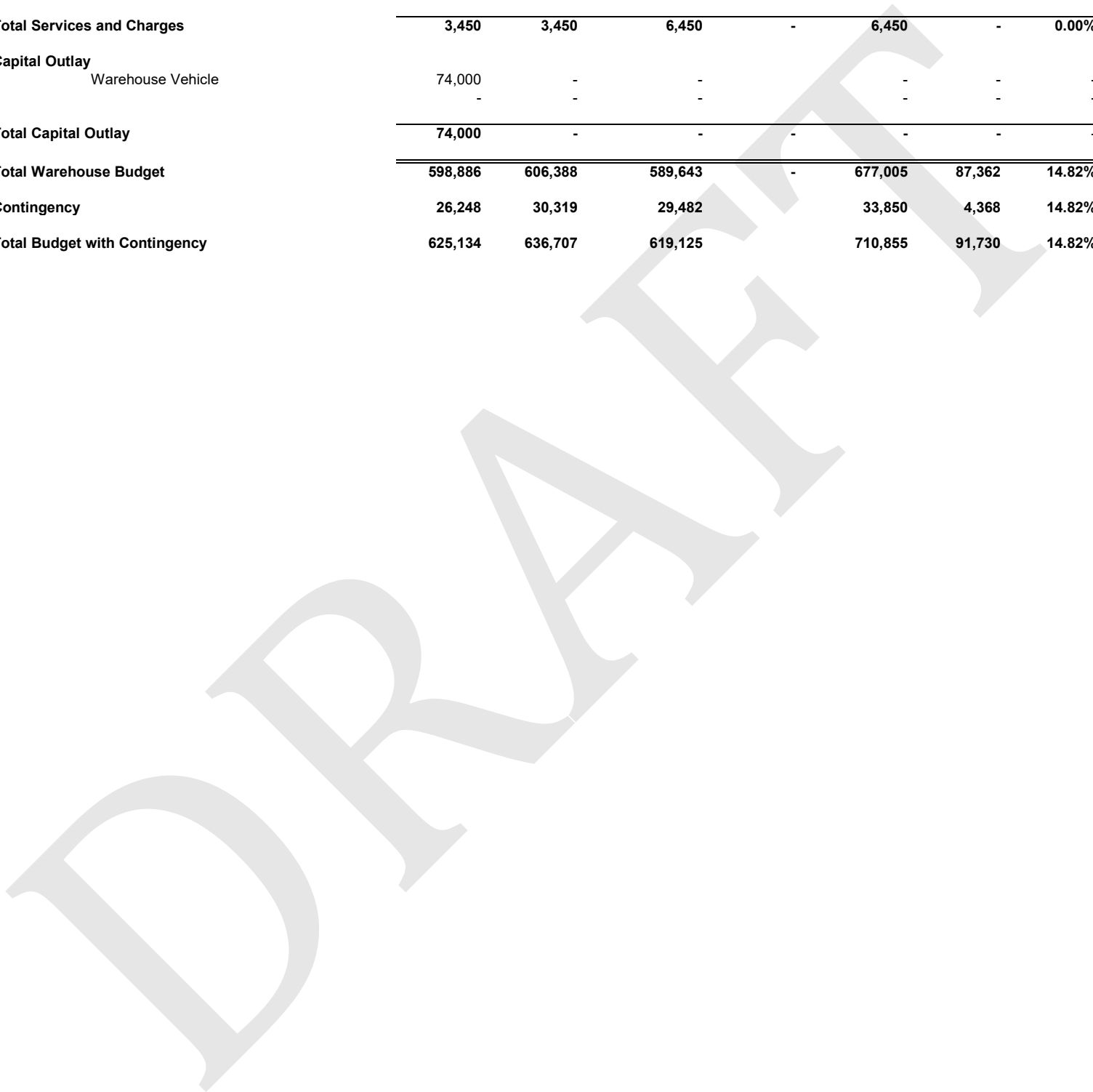


**Central Arizona Fire and Medical  
Draft Budget FY 2024-25  
General Fund  
Warehouse**

	CAFMA Budget FY 22	CAFMA Budget FY 23	CAFMA Budget FY 24	Actual -	CAFMA Budget FY 25	Budget Variance \$\$	Budget Variance %
<b>Personnel Services</b>							
6100.49	Salaries						
	<i>Total Salaries</i>	149,896	175,153	185,133	-	244,757	59,624 32.21%
6103.49.451	Special Detail (140 hrs @ \$40)	5,000	5,000	5,600		5,600	- 0.00%
6110.49	Overtime	15,000	15,000	10,000		10,000	- 0.00%
6129.49	ASRS Retirement	20,068	23,142	23,748		31,946	8,198 34.52%
6150.49	Workers Compensation Insurance	8,152	16,922	15,025		21,063	6,038 40.19%
6170.49	Unemployment Insurance	535	535	160		359	199 124.38%
6180.49	401A-ASRS (previously FICA)	10,224	11,789	12,098		16,142	4,044 33.43%
6181.49	Medicare Tax	2,391	2,757	2,829		3,775	946 33.44%
6190.49	Health Insurance	23,850	31,320	31,680		33,993	2,313 7.30%
<b>Total Personnel Services</b>		<b>235,116</b>	<b>281,618</b>	<b>286,273</b>	<b>-</b>	<b>367,635</b>	<b>81,362 28.42%</b>
<b>Supplies</b>							
6200.49	Office Supplies (all divisions)	12,500	12,500	12,500		12,500	- 0.00%
6205.49	In-House Duplication & Printing	17,250	17,250	17,250		17,250	- 0.00%
6230.49	Uniforms	1,250	1,750	1,750		1,750	- 0.00%
6242.49	Supplies / Bottled Water	6,000	6,000	6,000		6,000	- 0.00%
6245.49	Supplies - Warehouse Purchasing Group	200,000	200,000	170,000		170,000	- 0.00%
6260.49	Ground / Aerial Ladder (moved from Fleet)						
	Testing	-	-	-		8,000	8,000 -
	Maintenance	-	-	-		2,500	2,500 -
6263.49	SCBA Supplies						
	Testing Unit Maintenance / Calibration	-	3,000	3,000		5,000	2,000 66.67%
	SCBA Repair Parts	-	10,500	10,500		6,000	(4,500) -42.86%
	Hydro Testing (140 Bottles)	-	-	-		9,100	9,100 -
	Replacement Masks and parts	-	11,000	11,000		4,000	(7,000) -63.64%
	<i>Total SCBA Supplies &amp; Maintenance</i>	-	24,500	24,500		24,100	(400) -1.63%
6271.49	Furniture & Fixtures						
	Warehouse Furniture & Station Fixtures	6,000	6,000	6,000		6,000	- 0.00%
	<i>Total Furniture &amp; Fixtures</i>	6,000	6,000	6,000		6,000	- 0.00%
6272.49	Janitorial Supplies (all stations)	27,500	33,500	36,850		40,500	3,650 9.91%
	<i>Total Janitorial</i>	27,500	33,500	36,850		40,500	3,650 9.91%
6273.49	Station Supplies (all stations)	11,000	15,000	17,250		20,000	2,750 15.94%
6288.49	Batteries (all divisions except Tech Services)	2,400	2,400	2,400		2,400	- 0.00%
	Sawzall Batteries	770	770	770		770	- 0.00%
6300.49	Small Tools	900	900	900		900	- 0.00%
6310.49	Safety Equipment & Supplies	750	750	750		750	- 0.00%
<b>Total Supplies</b>		<b>286,320</b>	<b>321,320</b>	<b>296,920</b>	<b>-</b>	<b>302,920</b>	<b>6,000 2.02%</b>
<b>Services and Charges</b>							
6405.49	Other Professional Services	-	-	-		-	-
6435.49	Shipping	1,750	1,750	2,250		2,250	- 0.00%
6590.49	Training & Travel	1,500	1,500	4,000		4,000	- 0.00%
6600.49	Dues (government purchasing)	200	200	200		200	-

Central Arizona Fire and Medical  
 Draft Budget FY 2024-25  
 General Fund  
 Warehouse

	CAFMA Budget FY 22	CAFMA Budget FY 23	CAFMA Budget FY 24	Actual -	CAFMA Budget FY 25	Budget Variance \$\$	Budget Variance %
<b>Total Services and Charges</b>	3,450	3,450	6,450	-	6,450	-	0.00%
<b>Capital Outlay</b>							
Warehouse Vehicle	74,000	-	-	-	-	-	-
	-	-	-	-	-	-	-
<b>Total Capital Outlay</b>	<b>74,000</b>	-	-	-	-	-	-
<b>Total Warehouse Budget</b>	<b>598,886</b>	<b>606,388</b>	<b>589,643</b>	-	<b>677,005</b>	<b>87,362</b>	<b>14.82%</b>
<b>Contingency</b>	<b>26,248</b>	<b>30,319</b>	<b>29,482</b>		<b>33,850</b>	<b>4,368</b>	<b>14.82%</b>
<b>Total Budget with Contingency</b>	<b>625,134</b>	<b>636,707</b>	<b>619,125</b>		<b>710,855</b>	<b>91,730</b>	<b>14.82%</b>



**Central Arizona Fire and Medical  
Draft Budget FY 2024-25  
General Fund  
Ambulance Service**

	CAFMA Budget FY 22	CAFMA Budget FY 23	CAFMA Budget FY 24	Actual -	CAFMA Budget FY 25	Budget Variance \$\$	Budget Variance %
<b>Personnel Services</b>							
6100.5 Salaries							
<i>Total Ambulance Salaries</i>	-	761,494	809,488	-	971,839	162,351	20.06%
6103.5 Special Detail	-	2,000	2,000		2,000	-	0.00%
<i>Total Special Detail</i>	-	2,000	2,000	-	2,000	-	0.00%
6104.5 Supervisory Assignment (20 Days & \$25)	-	1,000	1,000		1,000	-	0.00%
6110.5 Overtime Salaries	-	38,075	40,474		48,592	8,118	20.06%
6111.3 FLSA Pay	-	-	62,336		70,089	7,753	12.44%
6129.5 ASRS Retirement	-	97,673			7,758		
6130.3 Tier 3 PSPRS Retirement	-	-	87,311		98,237	10,926	12.51%
PSPRS Legacy costs	-	-	63,931		80,227	16,296	25.49%
6150.5 Workers Compensation Insurance							
Ambulance Staff	-	67,765	70,324		88,304	17,980	25.57%
<i>Total State Compensation Insurance</i>	-	67,765	70,324	-	88,304	17,980	25.57%
6170.5 Unemployment Insurance	-	2,783	2,783		3,180	397	14.27%
6180.5 401A-ASRS	-	49,116	52,212		62,684	10,472	20.06%
6181.5 Medicare Tax	-	11,042	13,243		15,827	2,584	19.51%
6190.5 Health Insurance	-	135,720	137,280		147,303	10,023	7.30%
<b>Total Personnel Services</b>	-	<b>1,166,668</b>	<b>1,342,382</b>	-	<b>1,597,040</b>	<b>254,658</b>	<b>18.97%</b>
<b>Supplies</b>							
6200.5 Supplies - Administration							
Office Supplies	-	606	606		1,000	394	65.02%
6205.5 In house duplication - advertising	-	180	180		180	-	0.00%
<i>Total Ambulance Administrative Supplies</i>	-	786	786	-	1,180	394	50.13%
6215.5 Medical Supplies - Disposable (tape, 4x4's, ekg electrodes, monitor paper, gloves, etc.)	-	62,340	62,340		65,457	3,117	5.00%
Medications	-	40,000	40,000		-	(40,000)	-100.00%
YRMC Drug Box Charges	-	2,000	2,000		2,000	-	0.00%
<i>Total Medical Supplies</i>	-	104,340	104,340	-	67,457	(36,883)	-35.35%
6220.5 Fuel / Diesel & Gas	-	10,341	10,341		30,000	19,659	190.11%
6221.5 Oil, Lubrication, and Vehicle Fluid Supplies	-	2,000	2,000		2,000	-	0.00%
6250.5 Vehicle Maintenance Routine	-	6,769	6,769	-	8,000	1,231	18.19%
6272.5 Janitorial Supplies	-	1,528	1,528		2,000	472	30.89%
6290.5 Ambulance Equipment - Routine	-	12,800	10,000		50,000	40,000	400.00%
6230.5 Uniforms (\$600 each + \$1000 new hire)	-	18,000	18,000		21,100	3,100	17.22%
6231.3 Protective Clothing (12 full-time)							
Turnouts (10 year rotation)	-	-	-		4,560	4,560	-
Helmets (10 year rotation)	-	-	-		600	600	-
Turnout boots (10 year rotation)	-	-	-		720	720	-
.100 Station boots (4 year rotation)	-	-	-		1,800	1,800	-
New Hire PPE	-	-	-		132,000	132,000	-
Particulate Hoods	-	-	-		3,600	3,600	-
Other (Gloves, wildland, helmet name shields...)	-	-	-		4,800	4,800	-
Safety Glasses	-	-	-		240	240	-
PPE Washing Supplies/Service	-	-	-		360	360	-
Repairs	-	-	-		600	600	-
<i>Total Protective Clothing</i>	-	-	-	-	149,280	149,280	-

<b>Total Supplies</b>	-	<b>156,564</b>	<b>153,764</b>	-	<b>331,017</b>	<b>177,253</b>	<b>115.28%</b>
<b>Services and Charges</b>							
6400.5	Audit & Accounting	-	4,320	4,320		4,320	- 0.00%
6405.5	Other Professional Services	-					-
	Ambulance Billing	-	67,500	67,500		67,500	- 0.00%
	Medical Director	-	5,600	5,600		5,600	- 0.00%
	Misc. Maintenance Contracts (EMS, Med Equip).	-	12,250	12,250		12,250	- 0.00%
	<i>Total Other Professional Services</i>	-	<u>85,350</u>	<u>85,350</u>	-	<u>85,350</u>	- 0.00%
6410.5	Legal Services	-	65,000	40,000		40,000	- 0.00%
	<i>Total Legal Services</i>	-	<u>65,000</u>	<u>40,000</u>	-	<u>40,000</u>	- 0.00%
6425.5	Dispatch Services	-					
	Routine	-	100,000	80,000		30,000	(50,000) -62.50%
	<i>Total Dispatch Services</i>	-	<u>100,000</u>	<u>80,000</u>	-	<u>30,000</u>	<u>(50,000)</u> -62.50%
6430.5	Communications	-					
	Cell Phone	-	2,000	2,000		2,000	- 0.00%
	Routine (internet)	-	1,000	1,000		1,000	- 0.00%
	Mobile Data	-	2,000	2,000		2,000	- 0.00%
	Equipment replace/ repair/ upgrade	-	3,000	3,000		3,000	- 0.00%
	<i>Total Communications</i>	-	<u>8,000</u>	<u>8,000</u>	-	<u>8,000</u>	- 0.00%
6435.5	Postage	-	225	225		225	- 0.00%
6500.5	Insurance	-					
	Property, Casualty, Liability, and Vehicle	-	6,131	6,131		6,131	- 0.00%
	<i>Total Insurance</i>	-	<u>6,131</u>	<u>6,131</u>	-	<u>6,131</u>	- 0.00%
6508.5	Cable TV	-	100	100		100	- 0.00%
6510.5	Electric	-	9,500	9,500		9,500	- 0.00%
6512.5	Sanitation	-	550	550		550	- 0.00%
6520.5	Natural Gas	-	1,250	1,250		1,250	- 0.00%
6530.5	LPG	-	1,850	1,850		1,850	- 0.00%
6540.5	Water/Sewer	-	1,200	1,200		1,200	- 0.00%
	<i>Total Utilities</i>	-	<u>14,450</u>	<u>14,450</u>		<u>14,450</u>	- 0.00%
6590.5	Training & Travel	-					
	Arizona Amubalnce Association/ AFDA/ EMS	-	9,800	9,800		9,800	- 0.00%
	<i>Total Training &amp; Travel</i>	-	<u>9,800</u>	<u>9,800</u>	-	<u>9,800</u>	- 0.00%
6600.5	Dues (Arizona Ambulance Association)	-	1,000	1,000		1,000	-
6610.5	Routine Miscellaneous	-	1,000	1,000		1,000	- 0.00%
<b>Total Services and Charges</b>		-	<b>295,276</b>	<b>250,276</b>	-	<b>200,276</b>	<b>(50,000) -19.98%</b>
7740.5	Capital Outlay - Equipment	-					
	Lucas Devices (2)	-	35,814	-		54,000	54,000 -
	<i>Total Capital Outlay - Equipment</i>	-	<u>35,814</u>	-	-	<u>54,000</u>	<u>54,000</u> -
<b>Total Ambulance Service</b>		-	<b>1,654,322</b>	<b>1,746,422</b>	-	<b>2,182,333</b>	<b>435,911 24.96%</b>
<b>Contingency</b>		-	<b>76,964</b>	<b>83,360</b>		<b>102,456</b>	<b>19,096 22.91%</b>
<b>Total Budget with Contingency</b>		-	<b>1,731,286</b>	<b>1,829,782</b>		<b>2,284,789</b>	<b>455,007 24.87%</b>



**DRAFT 4/22/2024**  
**Fiscal Year 2024-2025**  
**Table of Contents**

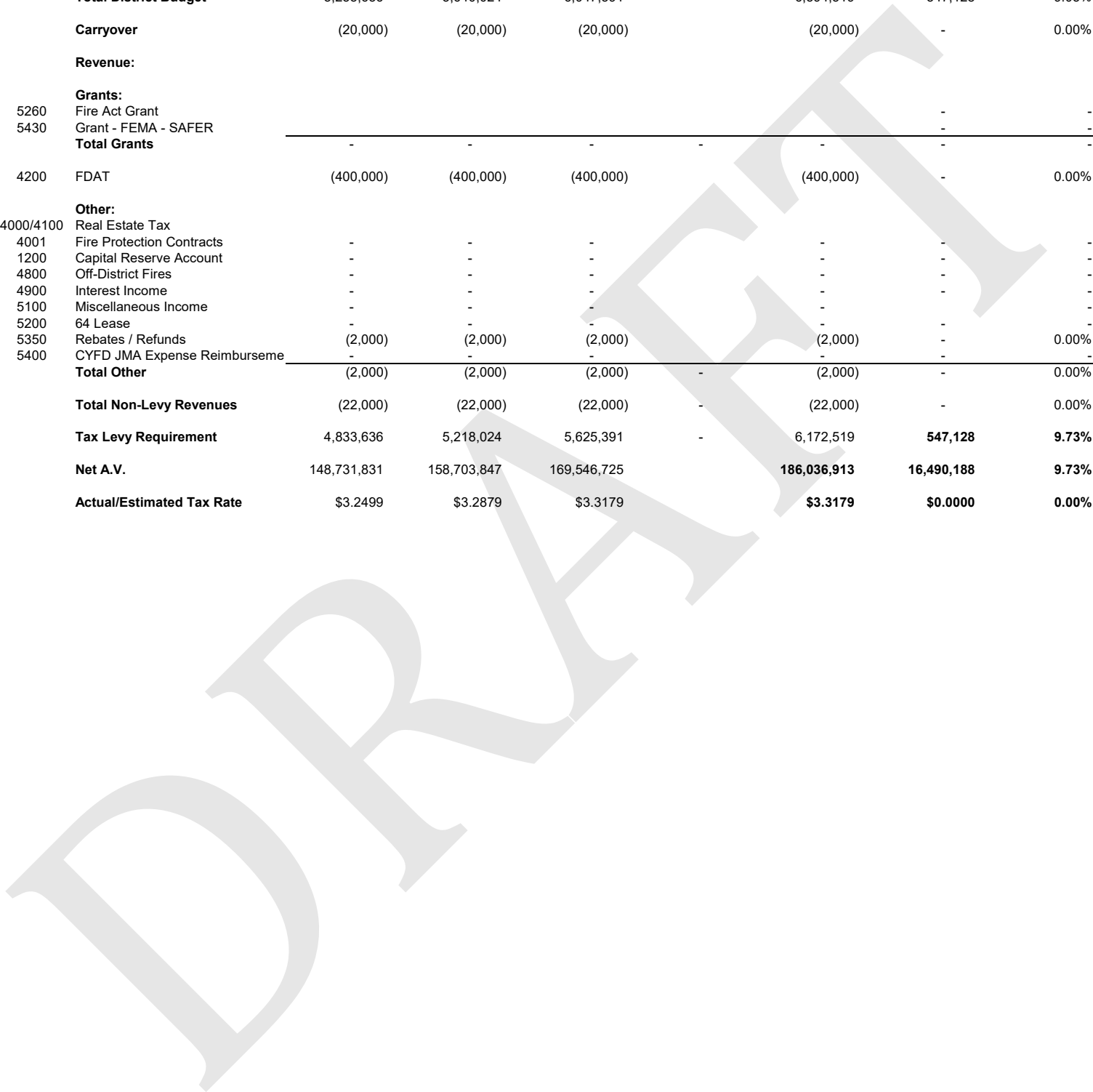
<u>Description</u>	<u>Page #</u>
Revenue	2
Expense	3

The Chino Valley Fire District Board of Directors has approved the posting and publication of the Fire District's budget for Fiscal Year 2024-2025 and will hold a Public Hearing to adopt said budget on June \_\_, 2024 at \_\_\_\_\_ in Prescott Valley, AZ at \_\_\_ P.M.



**Chino Valley Fire District  
Revenue Budget FY 2024-2025**

	<b>Budget FY 22</b>	<b>Budget FY 23</b>	<b>Budget FY 24</b>	<b>Actual -</b>	<b>Draft Budget FY 25</b>	<b>Variance</b>	<b>Variance (%)</b>
<b>Total District Budget</b>	5,255,636	5,640,024	6,047,391	-	6,594,519	547,128	9.05%
<b>Carryover</b>	(20,000)	(20,000)	(20,000)	-	(20,000)	-	0.00%
<b>Revenue:</b>							
<b>Grants:</b>							
5260 Fire Act Grant	-	-	-	-	-	-	-
5430 Grant - FEMA - SAFER	-	-	-	-	-	-	-
<b>Total Grants</b>	-	-	-	-	-	-	-
4200 FDAT	(400,000)	(400,000)	(400,000)	-	(400,000)	-	0.00%
<b>Other:</b>							
4000/4100 Real Estate Tax	-	-	-	-	-	-	-
4001 Fire Protection Contracts	-	-	-	-	-	-	-
1200 Capital Reserve Account	-	-	-	-	-	-	-
4800 Off-District Fires	-	-	-	-	-	-	-
4900 Interest Income	-	-	-	-	-	-	-
5100 Miscellaneous Income	-	-	-	-	-	-	-
5200 64 Lease	-	-	-	-	-	-	-
5350 Rebates / Refunds	(2,000)	(2,000)	(2,000)	-	(2,000)	-	0.00%
5400 CYFD JMA Expense Reimburseme	-	-	-	-	-	-	-
<b>Total Other</b>	(2,000)	(2,000)	(2,000)	-	(2,000)	-	0.00%
<b>Total Non-Levy Revenues</b>	(22,000)	(22,000)	(22,000)	-	(22,000)	-	0.00%
<b>Tax Levy Requirement</b>	4,833,636	5,218,024	5,625,391	-	6,172,519	547,128	9.73%
<b>Net A.V.</b>	148,731,831	158,703,847	169,546,725	-	186,036,913	16,490,188	9.73%
<b>Actual/Estimated Tax Rate</b>	\$3.2499	\$3.2879	\$3.3179	-	\$3.3179	\$0.0000	0.00%



**Chino Valley Fire District  
Draft Budget FY 2024-25  
General Fund**

	<b>Budget FY 22</b>	<b>Budget FY 23</b>	<b>Budget FY 24</b>	<b>Actual -</b>	<b>Draft Budget FY 25</b>	<b>Variance</b>	<b>Variance (%)</b>
<b>Retained Funds</b>							
6400.1 Audit & Accounting	7,500	8,000	8,000		8,000	-	0.00%
6405.1 Other Professional Services							
<b>Fire Board Election</b>	-	30,500	-		<b>31,000</b>	<b>31,000</b>	<b>-</b>
6410.1 Legal Services - routine	5,000	5,000	5,000		5,000	-	0.00%
6441.1 Fire Board Expenses	1,000	1,000	1,000		1,000	-	0.00%
						-	-
						-	-
<i>Total Retained Funds</i>	13,500	44,500	14,000	-	45,000	31,000	221.43%
<b>Contingency</b>	20,000	20,000	20,000		20,000	-	0.00%
<b>Fire Authority Funding</b>							
6700.1 Fire Authority Funding	5,222,136	5,575,524	6,013,391		6,529,519	516,128	8.58%
<b>Total Expense Budget</b>	<b>5,255,636</b>	<b>5,640,024</b>	<b>6,047,391</b>	<b>-</b>	<b>6,594,519</b>	<b>547,128</b>	<b>9.05%</b>

DRAFT



**DRAFT 4/22/2024**  
**Fiscal Year 2024-2025**  
**Table of Contents**

<u>Description</u>	<u>Page #</u>
Revenue	2
Expense	3

The Central Yavapai Fire District Board of Directors has approved the posting and publication of the Fire District's budget for Fiscal Year 2024-2025 and will hold a Public Hearing to adopt said budget on June \_\_, 2024 at \_\_\_\_\_ in Prescott Valley, AZ at \_\_\_ P.M.

Central Yavapai Fire District  
Revenue Budget FY 2024-2025

	Budget FY 22	Budget FY 23	Budget FY 24	Actual -	Draft Budget FY 25	Variance	Variance (%)
<b>Total District Budget</b>	21,499,921	23,419,149	26,180,328		29,611,358	3,431,030	13.11%
<b>Carryover</b>	-	(20,000)	(20,000)		(20,000)	-	0.00%
<b>Revenue:</b>							
<b>Communications:</b>							
4775 Cell Tower Lease Agreements	(55,668)	(55,668)	(55,668)		(55,668)	-	0.00%
5140.41 Tech Services Contracting	-	-	-		-	-	-
<b>Total Communications</b>	(55,668)	(55,668)	(55,668)	-	(55,668)	-	0.00%
<b>Grants:</b>							
5260 Fire Act Grant Generator/TIC's	-	-	-		-	-	-
5410 Grant for Fire Training System	-	-	-		-	-	-
5430 Grant - FEMA - SAFER	-	-	-		-	-	-
<b>Total Grants</b>	-	-	-	-	-	-	-
4200 FDAT	(400,000)	(400,000)	(400,000)		(400,000)	-	0.00%
<b>Other:</b>							
4000/4100 Real Estate Tax	-	-	-		-	-	-
4001 Fire Protection Contracts	-	-	-		-	-	-
1200 Capital Reserve Account	-	-	-		-	-	-
4800 Off-District Fires	-	-	-		-	-	-
4900 Interest Income	-	-	-		-	-	-
5100 Miscellaneous Income	-	-	-		-	-	-
5200 Surplus Vehicles	-	-	-		-	-	-
5350 Paramedic Ride-In Charges	-	-	-		-	-	-
5400 Donations	-	-	-		-	-	-
<b>Total Other</b>	-	-	-	-	-	-	-
<b>Total Non-Levy Revenues</b>	(55,668)	(75,668)	(75,668)	-	(75,668)	-	0.00%
<b>Tax Levy Requirement</b>	21,044,253	22,943,481	25,704,660		29,135,690	3,431,030	13.35%
<b>Net A.V.</b>	799,558,835	859,302,015	927,942,187		1,004,688,503	76,746,316	8.27%
<b>Actual/Estimated Tax Rate</b>	\$2.6330	\$2.6700	\$2.7701		\$2.9000	\$0.1299	4.69%

Central Yavapai Fire District  
 Draft Budget FY 2024-25  
 General Fund

	Budget FY 22	Budget FY 23	Budget FY 24	Actual -	Draft Budget FY 25	Variance	Variance (%)
<b>Retained Funds</b>							
6400.1 Audit & Accounting	7,500	7,500	7,500		7,500	-	0.00%
6405.1 Other Professional Services							
<b>Fire Board Election</b>	-	85,000	-		<b>85,000</b>	<b>85,000</b>	<b>-</b>
6410.1 Legal Services - Routine	5,000	5,000	5,000		5,000	-	0.00%
6441.1 Fire Board Expenses	1,000	1,000	1,000		1,000	-	0.00%
						-	-
						-	-
<i>Total Retained Funds</i>	13,500	98,500	13,500	-	98,500	85,000	629.63%
<b>Contingency</b>	20,000	20,000	20,000		20,000	-	0.00%
<b>Fire Authority Funding</b>							
6700.1 Fire Authority Funding	21,466,421	23,300,649	26,146,828		<b>29,492,858</b>	3,346,030	12.80%
<b>Total Expense Budget</b>	<b>21,499,921</b>	<b>23,419,149</b>	<b>26,180,328</b>	-	<b>29,611,358</b>	<b>3,431,030</b>	<b>13.11%</b>

DRAFT