



## FIRE Agenda

### CEA Regular Meeting - Feb 17 2025

Monday, February 17, 2025 at 5:30 PM

Central Arizona Fire and Medical Authority, Administration, 8603 E. Eastridge Drive, Prescott Valley

Pursuant to A.R.S. § 38-431.02, notice is hereby given to the members of the Central **Arizona Fire & Medical Authority (CAFMA)** Board of Directors and the general public that the CAFMA Governing Board will hold a meeting open to the public on **Monday, February 17, 2025**, starting at 5:30 PM. The meeting will be held at the **Central Arizona Fire & Medical Authority Administrative Office, 8603 E. Eastridge Drive, Prescott Valley, AZ 86314**. Members of the Governing Board may attend in person or virtually.

The Board may vote to go into Executive Session on any agenda item, pursuant to A.R.S. § 38-431.03(A)(3) for discussion and consultation for legal advice from the District's Attorney on matters as set forth on the agenda. The following topics and any variables thereto will be subject to Board consideration and discussion. All items are set for possible action.

Page

**1. CALL TO ORDER / ROLL CALL OF BOARD MEMBERS**

**2. PLEDGE OF ALLEGIANCE**

**3. CORRESPONDENCE AND PRESENTATIONS**

- A. Letters from the Public and Board Recognition  
[Thank you Notes.pdf](#) 

4 - 8

**4. REPORTS**

Reports are informational only. Any item articulated in the reports is subject to clarification, discussion, and direction by the Board; no action will be taken.

- A. Board Member Reports

- B. Division Reports

[2025 February Division Report.pdf](#) 




9 - 18

## 5. CALL TO THE PUBLIC

In accordance with A.R.S. §38-431.01(H) the Central Arizona Fire and Medical Authority Board has decided to allow public comments as time permits. Those wishing to address the Board regarding an issue within the jurisdiction of this public body may do so by completing a *Call to the Public* form and submitting it to Staff. Speakers are limited to three (3) minutes but may submit written comments for Board records. Call to the Public shall not exceed 30 minutes per meeting. Board members shall not discuss or take legal action on matters raised during an open call to the public, but may ask Staff to review a matter or may ask that a matter be placed on a future agenda.

## 6. CONSENT AGENDA

All matters listed under consent agenda are considered to be routine by the Central Arizona Fire and Medical Authority Board and will be enacted by one motion. There will be no separate discussion on these items. Any item may be removed by a Board member and will be considered separately for motion, discussion, and action.

- A. Approve General Fund Financial Statements - January 31, 2025 19 - 84  
[JANUARY 2025 CAFMA BANK RECONCILIATION - Signed.pdf](#) 
- B. Approve Regular Session Minutes - January 27, 2025 85 - 90  
[CEA Regular Meeting - Jan 27 2025 - Minutes - Html](#) 
- C. Approve Fire Protection Agreements: Flores, Hefner, Valladolid-Enriquez 91 - 96  
[Fire Protection Agreement - Sample.pdf](#) 

## 7. VOTE TO GO INTO EXECUTIVE SESSION

- A. Legal Advice Pursuant to A.R.S. §38-431.03(A)(3) Regarding Civil Litigation Between CAFMA and AMR in Maricopa and Yavapai Counties

## 8. OLD BUSINESS

- A. Discussion and Possible Action Regarding Civil Litigation Between CAFMA and AMR in Maricopa and Yavapai Counties

## 9. NEW BUSINESS

- A. Discussion and Possible Approval to Purchase One (1) Water Tender from TruckWorks, LLC Not to Exceed \$305,000 97 - 102

## **10. ADJOURNMENT**

### **A. Adjournment**

A copy of the supplemental agenda materials provided to the Board members (with exception of materials relating to executive sessions) is available for public inspection on the CAFMA website at least 24 hours prior to the meeting.

The Central Arizona Fire & Medical Authority Board meeting locations are accessible to the handicapped. In compliance with the Americans with Disabilities Act (ADA), those with special needs, such as large-type face print or other reasonable accommodations may request those through the Central Arizona Fire & Medical Authority Administrative Offices at (928) 772-7711 at least 24 hours before the meeting.

Good afternoon, all,

We received a very nice message and patient update through the Nextdoor app for an incident dated Sunday, January 26, 2025:

Today



Ann O. 4:39 pm

Kathy, yesterday (Sunday) CAFMA and Priority Ambulance responded to my 99 year old female friend Mary who had fallen on to the pavement in front of Arby's PV. Please thank everyone for their patience and concern for Mary who initially refused transport to the ED. Your kind EMT and a nurse Nikki treated her with the utmost respect. Thanks also to the male EMT (?) who was with me gathering information. Everyone is professional, skilled, patient and kind. Thanks to the "crew". You folks do a wonderful job helping others in our community. Kudos all around! Ann Owens



Ann O. 4:43 pm

BTW, Mary is recovering. Fortunately, her head CT and wrist x-ray were negative. The blood was from a face laceration and did not require stitches. The male EMT above who was with me cleaned up the blood on the sidewalk and gathered the blowing bloody napkins and kleenex in the parking. Very professional of him to do that! Thanks again.

Cordially,



**Kathy Goodman**

Community Relations Manager  
Public Information Officer

Central Arizona Fire  
and Medical Authority

Phone: 928-772-7711

8603 E. Eastridge Drive

Prescott Valley, AZ 86314

[www.cazfire.gov](http://www.cazfire.gov)

[Facebook](#) • [Instagram](#)  
[Twitter](#) • [YouTube](#)

Thankyou for  
protecting our  
community.

We appreciate  
everything you do!!

-Judith, Eli, Zeke  
& Clyde

Thank you for all you  
do to help our Community!  
I pray you will be safe!  
God Bless and Keep you!  
Mary Jaker

You are  
the Best.

xoxo

We are grateful for your  
service to our community.

Thank you for your  
tireless service!

~ The Silman Family

**SOME OF THE THANK YOU NOTES RECEIVED FROM  
UNITED METHODIST CHURCH IN CHINO VALLEY  
REGARDING NATIONAL NIGHT OUT.**

Thank you  
for your  
dedication to  
our community

The  
Sykes  
Family

dear Fire fighters

Thank you so  
much for  
every thing  
you had  
done


for every  
person

you saved

Your best  
friend

Brooklyn

Thank you for protecting  
and saving us from dangerous  
situations! I really appreciate  
you! ❤️



Thank you!!!

I'm currently a Fire  
cadet working toward my goal  
of being a Fire Fighter

-Robbie Stephenson 😊

THANKS FOR  
GETTING RID  
OF BAD FILES

Thank you for  
all you do!

Stay safe

You are awesome!

Thankyou for all of your  
hard work and devotion to  
the community and thank you  
for your service!

- Lily, <sup>Chief</sup> Joshua

McEntire's  
Daughter.

FW: New Entry: Main Contact Form



Susanne Dixon

To: John Feddema

Cc: Brad Davis; Alan Schuster; Tim Snyder; Denise Krizo

Follow up. Start by Tuesday, February 4, 2025. Due by Tuesday, February 4, 2025.

Chiefs, please see the note below.

Here are the crews that have responded.

- 10/13/2024 Res62-A
- 10/30/2024 59-C
- 11/17/2024 Res62-C
- 01/07/2025 62-C
- 01/17/2025 Res62-C

This will be added to the February board packet.

*Susanne Dixon*

Administrative Manager

Central Arizona Fire and Medical Authority

**From:** Central Arizona Fire and Medical Authority <[noreply@cazfire.gov](mailto:noreply@cazfire.gov)>

**Sent:** Saturday, January 25, 2025 7:33 AM

**To:** Susanne Dixon <[SDixon@cazfire.gov](mailto:SDixon@cazfire.gov)>

**Subject:** New Entry: Main Contact Form

**Name**

Norman [REDACTED]

**Phone**

(928) [REDACTED]

**Email**

[REDACTED]@yahoo.com

**Comment or Message**

My wife Grace has been in serious trouble medically and your responders are nothing short of amazing! No matter what time or weather conditions they are kind and friendly. They (for us) are worth their weight in gold. No exaggeration Chief. They are!

Sent from [Central Arizona Fire and Medical Authority](#)





# DIVISION REPORTS

REPORTED TO THE  
CENTRAL ARIZONA FIRE AND MEDICAL AUTHORITY  
BOARD OF DIRECTORS

---

## Chief's Report

### By Interim Fire Chief Feddema

During the January Board meeting, I was pleased to report to the Fire Board that we successfully completed our firefighter recruitment process, resulting in twelve individuals being offered employment at CAFMA. Unfortunately, that number has since been reduced to ten. Two of the original twelve recruits have accepted positions with the Prescott Fire Department, while the remaining candidates are currently undergoing pre-employment screening. These recruits are expected to join the Joint Firefighter Academy, which is scheduled to begin in March.

The department is actively involved in several labor and management discussions. One key focus has been on allocating vacation slots for each shift to maintain efficient staffing while providing opportunities for all employees. Additionally, an update to the Memorandum of Understanding (MOU) is being developed to address various labor-related issues, with collaboration between labor and management team members.

We are also evaluating our department committees to improve operations and communication. At the same time, discussions are ongoing to assess healthcare benefits for department members, ensuring that the coverage meets their needs.

An important upcoming event is the Struggle Well Class, scheduled to take place from February 10 to February 14. This event will include retirees and personnel from Prescott Fire and PRCC, and it will be hosted by the Prescott Valley Police Department. The purpose of this class is to focus on mental health and resilience, providing tools for first responders and retirees to better cope with the stresses of their profession. This initiative is essential for promoting wellness within the department and the broader first responder community.

In addition to our ongoing efforts, the Fire Chief survey documents have been distributed to Department Managers and Battalion Chiefs for their review and feedback. This survey is a crucial tool for evaluating the performance and future direction of the fire department.

Lastly, we are in the process of preparing this year's budget. At the time of this report, we are still awaiting final figures from the County regarding our Net Assessed Value. Preliminary discussions have taken place, and we have accounted for the costs of all members. We have also begun reviewing the Program Improvement Requests (PIRs) that have been submitted and considering how they should be factored into the budget planning process.

We are making significant progress in several key areas, including recruitment, budgeting, and employee well-being. These efforts are essential for the ongoing success and growth of the department. As we move forward, we will stay committed to addressing any challenges that arise while fostering a positive and productive environment for our members. If the Fire Board has any questions or needs further details, we are always available to provide clarification.



# DIVISION REPORTS

REPORTED TO THE  
CENTRAL ARIZONA FIRE AND MEDICAL AUTHORITY  
BOARD OF DIRECTORS

---

## EMS Report

By EMS Chief Niemynski

The Lucas devices are being used regularly on cardiac arrest calls and the feedback we are getting from the crews is very good.

The Rescues have been a valuable resource since starting the transport service on October 1, 2024. The Rescue units have responded to various emergencies, including structure fires, serious car accidents, hazardous material incidents, and medical emergencies. As of February 11, 2025, both units have completed 526 billable EMS transports.

The EMS Division has applied for a new program from AZDHS called Making Arizona Ready for Kids. This program recognizes agencies who commit to improve pediatric emergency care through training and properly equipping their resources. We will be reviewed by a team from AZDHS and should be approved for this program. We already meet the entrance criteria.

We attended the Northern Arizona EMS council meeting on February 7<sup>th</sup> and were able to obtain \$2000.00 reimbursement for CAFMA related to the cost of tuition for our 2 newest paramedics Josh Redfern and Daniel Hampton.



## DIVISION REPORTS

REPORTED TO THE  
CENTRAL ARIZONA FIRE AND MEDICAL AUTHORITY  
BOARD OF DIRECTORS

---

### **Planning and Logistics** **By Assistant Chief Rose**

Below are the reports for each division within P&L:

#### **COMMUNITY RELATIONS**

Community Relations continues to showcase the agency's work through various storytelling channels, including press releases, radio, social media, and our media contacts. This January, we saw a 79% increase in positive media mentions compared to last year—a testament to our stronger partnerships and community engagement. A huge thank you to Captain Jones and Firefighter Carpenter for their invaluable participation in interviews. Sharing the great work of CAFMA with our community is more important than ever.

Recently, our social media platforms have covered important topics including car seat safety, driving safety, signing up for emergency alerts, and more. We also highlighted Firefighter Cancer Awareness Month, our work assisting with the devastating California wildfires, and the importance of donating blood. We're partnering with the Prescott Valley Police Department on a safety campaign to protect first responders working on the road. This initiative will educate drivers on the "Move Over" law, what to do when emergency vehicles are stopped on the roadside, and how to safely respond to lights and sirens while driving.

Community Relations attended several events over the last month, including the Prescott Valley State of the Town event, meeting with the Chino Valley United Methodist Church at Station 61, and attending the Yavapai County Public Information Officer (PIO) meeting. Current projects or those on the horizon include b-roll for all CAFMA stations, facilities, and apparatus—thank you, Adam-- a full website redesign, and work towards a CAFMA media guide and an internship program partnership with Yavapai College.

#### **FACILITIES**

Station 51 continues with changes and challenges. The new location of the captain's bedroom has required some additional insulation to improve the abundance of road noise at that end of the building. It was a simple fix after realizing they had installed the sheetrock in that area right over the block exterior wall. Brandon simply added a 2x4 wall to accommodate some insulation to help reduce the noise. In addition, we are tackling what has been a problem for years with the drains in the bays. We feel we have isolated where the problem is, but unfortunately may result in having to cut out some concrete to get to it. We are continuing to investigate over the next few days and will make that final determination then.

Brandon continues to make progress on the new HR area at Admin. The sheetrock has been all hung and the finishers are about 50% complete. In addition, the HVAC preparation is underway



## DIVISION REPORTS

REPORTED TO THE  
CENTRAL ARIZONA FIRE AND MEDICAL AUTHORITY  
BOARD OF DIRECTORS

---

and should be wrapped up this week. We hope to start painting next week, with the floor epoxy after that. We are starting to see the finish line with the project and are still in hopes to be fairly close to completion by the end of the month or the first part of next.

Station 50 had their HVAC unit in the kitchen and bedroom area replaced. We had hoped they would make another year, but unfortunately one of the two had failed beyond repair. Instead of just replacing one this year and the other next, it was more cost-effective to just do them at the same time. It is one more station off the list for replacement.

Station 54 is still on schedule to have its HVAC replaced, and the units are on order. We expect to have those completed over the next few weeks as well.

The AirVac system for Station 57 still has not arrived yet, but we expect it any day. After we receive them, we will schedule the contractor to perform the installation for us.

Both Station 58 and 62 will be getting additional turnout lockers to accommodate that additional crew size. In Station 58, we can replace the existing turnouts with the GearGrid lockers that will give them the additional amount needed. The Station 62 turnout room would need some more significant changes, so we decided to get them some temporary lockers to place in one of the storage rooms that could be easily cleaned out to accommodate the lockers for now.

Station 53 is running into the same problem with turnout space now that they are utilizing 4-person staffing. Some ideas have been presented to add some shelving and move some things around to add some locker space for them for now. We will tackle this as we can over the next couple of months.

Unfortunately, the fence at Station 59 had some pretty significant damage one evening by a motorist. We had to have two of the sections out near the entrance replaced, which has been completed.

An update on the status of the Station 59 apparatus bay. We are working on finalizing some details on the plans and putting together an RFP/RFQ to choose the GC that will handle the project. We hope to have a GC chosen by April 1<sup>st</sup> and can finally get that project underway.

As always, the routine maintenance is ongoing, but in addition, since July 1<sup>st</sup> we have completed 175 work order requests that have come in.

### **FLEET**

#### New Water Tender

We met with Truck Works, LLC, and received quotes on a new tactical 3000-gallon water tender, a standard 3500-gallon tender, and a re-chassis of existing Water Tender 63. Currently,



## DIVISION REPORTS

REPORTED TO THE  
CENTRAL ARIZONA FIRE AND MEDICAL AUTHORITY  
BOARD OF DIRECTORS

---

CAFMA has put down a deposit for one new chassis for the existing Water Tender 63. Chief Barnes has submitted a DFM grant for a tactical tender as well.

### New Brush Truck Chassis

The first of the two brush trucks has its bumper outfitted with off-road lighting and a basket for the front bumper pre-connect. Cab lighting and siren installation are all that is left on this unit. We will then begin the build on the secondary unit. The slip-in pump and tank unit being built by Darley pumps should be completed and shipped soon.

### New Deputy Chief Truck

The light and siren package has been delivered for this unit. Striping and decals were installed in mid-December, but the camper shell has not been delivered yet. This build has been moved to after the completion of the two brush truck units.

### New Type 1 Engines

A tentative pre-construction meeting has been set for late Spring of 2025.

### New Ladder Truck

No new updates.

### New Ambulance (Rescue)

Garett Adelman, our salesman, has informed us that pre-construction should be scheduled for some time in April. At this meeting, we will discuss the final build layout. At this point, we will be putting together a list of personnel to attend this meeting. With the board's approval, our old rescue reserve is being donated to Oatman Fire. This unit has been in our fleet for some time and with our CON in place it no longer meets the standards to be utilized based on mileage and other variables. CAFMA has been working with Oatman Fire over the last couple of years helping them secure any equipment that still has usable life for a smaller volunteer organization with very limited funding.

### Staff Vehicles

Staff vehicles are for the most part current on services with a couple coming up randomly for service. Fleet will be working on some modifications for the Prevention vehicles to add some additional ground clearance and larger tires as we move forward. Some of the new real estate developments in the area have been challenging to access and these modifications should help with that. To save in next year's budget with staff vehicles, we have started looking at locations and assignments of vehicles in the fleet. An example of this was a wildland truck that was slated to be replaced. However making an exchange of this vehicle and a truck assigned to CARTA, we



# DIVISION REPORTS

REPORTED TO THE  
CENTRAL ARIZONA FIRE AND MEDICAL AUTHORITY  
BOARD OF DIRECTORS

---

will maximize the mileage and years and put off this future vehicle purchase for a couple of years.

## Wildland

The wildland fleet has been serviced and readied for next season. However, due to the fires in California, we had both of our Type 3 engines, one of our Type 6's, and some single resource vehicles out on assignment already. These have all come back into Fleet and have been inspected, serviced, and repaired.

## Maintenance And Repair

Engine 59 is in the shop for an issue with their windshield wiper system as well as a new radiator. Engines 51, 54, 58, and 62 were all just in and serviced. Going into the end of February and into March, Engines 53 and 57 are all coming up due for service.

## **PREVENTION**

### Compliance Engine

- Jan – 0 deficiencies opened.
- Jan – 4 deficiencies closed.
- 90% compliance

### Training

- Fire Inspector O'Neil completed a bachelor's program in Fire Admin with a focus on Fire Investigations in January 2025
- Fire Marshal Tirpak is currently enrolled in the U of A partnership Master's Program
- Fire Inspector Clark is currently enrolled in a bachelor's program at CSU
- Fire Inspector Clark has completed the NFA Plans Review Course in January 2025
- Fire Inspector O'Neil is enrolled in the NFA Fire Alarm Plan Review Course in February 2025
- Fire Inspector Clark has been issued the Fire Inspector III Task-book

### Fire Prevention Monthly

- 260 Fire Inspections
- 80 Construction Inspections
- 10 Special Events Inspected/Defensible Spaces
- 4 Fire Investigations
- 63 Plan Reviews
- 24 Knox Box Installs
- 34 Meetings/FM Meetings



## DIVISION REPORTS

REPORTED TO THE  
CENTRAL ARIZONA FIRE AND MEDICAL AUTHORITY  
BOARD OF DIRECTORS

---

- 2 Public Education Events
- 21 Initial Plan Review

### Other

- Currently working on the first draft for the 2024 IFC Code Adoptions
- Participated in a Car Seat event in Prescott Valley

### **TECHNICAL SERVICES**

**ERP Upgrade** – We completed our full demonstrations on January 21<sup>st</sup> and 22<sup>nd</sup>, and the process was a great success. We have selected a platform to begin moving forward with. Our next phase will include contract/pricing negotiations, conversations with referral agencies, and building out an implementation timeline. Thanks to all the members of our amazing team who have made the process very valuable, including Finance, HR, Administration, and our Chiefs as well.

**Server Upgrade** – Our server upgrade project is nearly complete. All of the hardware and software have been deployed, and we began migrating all of the services from our current platform over to the new platform the last week of January. At this point, we have migrated over 90% of all services and it is operating wonderfully. This is normally a very tenuous and difficult process, but our careful planning and engineering on the front end have made the process much more efficient. Thanks to Titus Overmyer and Samuel Sims for their assistance with this project.

**Station Alerting** – Tony Frazier set up a technical meeting/kick-off meeting with our new Station Alerting vendor. We met on February 5<sup>th</sup> and discussed a large portion of the technical details and also did site visits to both PFD and CAFMA stations. We are in the very early phases of this project but expect to see a lot of movement over the next few months.

**Infrastructure Upgrades** – We are continuing to make long-term improvements to our communications infrastructure and have multiple large projects in the pipeline over the next few months. Thanks to Dave Legge, Tony Frazier, Ian James, and Jake Anglin for their work on this.

### **WAREHOUSE**

The Warehouse Division continues to see large numbers of turnouts in for wash and inspection. January had 80 sets from CAFMA and 10 sets from Prescott Fire. We are finally almost caught up with past-due washing and inspections.

Due to the volume of turnouts, we have switched our delivery day for turnouts to Mondays. This coincides with station deliveries. We were utilizing Thursdays; however, this was putting too much strain on the Warehouse Division.

Our cycle counts have continued to get back on track. This is mostly because we moved the turnout delivery day, freeing up personnel to get this necessary task completed each week.

17 February 2025

Page | 7

Page 15 of 102



## DIVISION REPORTS

REPORTED TO THE  
CENTRAL ARIZONA FIRE AND MEDICAL AUTHORITY  
BOARD OF DIRECTORS

---

Uniforms continue to trickle in and have been being delivered to personnel with station orders.

The Warehouse Division has been working with the Prevention Division to come up with a standard for their PPE. The MSA full-face respirator has been selected for its respiratory protection. We will stock the cartridges on hand for them.

We were able to locate a Quantifit 2.0 adaptor for our SCBA mask fit machine that will allow us the ability to mask fit our Prevention personnel with their new face masks.

We are scheduling mask fit testing for all operations personnel in the next few weeks. We are doing this in conjunction with the Training Division and PT Monitoring for Ops personnel. We have sent in our mask fit testing machine for its annual calibration, so it is 100% accurate.

SCBA flow testing and repairs have continued. We are seeing more repairs lately on the packs. We will continue to monitor this as we go to ensure these packs are being used properly and not being subjected to unnecessary abuse.

The Warehouse Division recently toured a distributing facility of janitorial supplies as a possible vendor. They have good products, and their service also seemed exceptional. On a side note, we saw how they store their respirator masks and cartridges and felt it was a superior way of doing so. We will be following suit and doing the same in our division as this seemed to be a much better way of keeping this equipment clean and accounted for.

The Warehouse Division has met with all 10 of the new firefighter recruits for the Spring academy. All uniforms and equipment are in processing now and we should be ready for them when they start in March.





**DIVISION REPORTS**  
REPORTED TO THE  
CENTRAL ARIZONA FIRE AND MEDICAL AUTHORITY  
BOARD OF DIRECTORS

---

**January 2025**  
**RECORDS REQUESTS**

Record Type	Received	Pending
EMS	2	0
Environmental	3	0
Fire	6	1
Incident	0	0
Public Record	22	1
<b>Totals</b>	<b>33</b>	<b>2</b>



# DIVISION REPORTS

REPORTED TO THE  
CENTRAL ARIZONA FIRE AND MEDICAL AUTHORITY  
BOARD OF DIRECTORS

## Response Report

By GIS | Records Management Specialist Freeman

Land Area: 369 sq. miles    Population: ≈99,300    Fire Stations: 10 Full-Staffed

### Responses in District

TOTAL FIRE INCIDENTS	15
STRUCTURE FIRE	1
STRUCTURE FIRE; CONFINED	4
MOBILE HOME/PORTABLE BLDG	1
VEHICLE FIRE	1
BRUSH/GRASS/WILDLAND FIRE	6
TRASH FIRE/OTHER	2

**Fire is 1.12% of call volume**

TOTAL RESCUE & EMS	901
--------------------	-----

**EMS is 66.94% of call volume**

OVERPRESSURE / OVERHEAT	2
HAZARDOUS CONDITION	12
SERVICE CALL	249
GOOD INTENT	104
FALSE ALARM/OTHER	63

**Other is 31.95% of call volume**

TOTAL INCIDENTS IN DISTRICT	1,346
INCIDENT RESPONSES BY CAFMA	1,529
TYPE-1 UNIT RESPONSES BY CAFMA	1,639

### Fire Loss Summary

Residential Fire Loss	\$188,590
Commercial Fire Loss	\$0
Vehicle Fire Loss	\$5,000

### Top 5 Call Types

809	EMS
145	Assist Invalid
66	Public Service
58	Cancelled en Route
57	Medical Assist

Average total # of calls per day	43.42
Average fire calls per day	0.48
Average EMS calls per day	29.06
Average all other calls per day	13.87

### Call Volume at PRCC

	Month	Year-to-Date
PFD	981	981
CAFMA	1,346	1,346
GCFD	12	12
OD	18	18
WKFD	4	4

### Unit Responses

	Unit	District	Total	Move Up
TYPE-1 ENGINES	E50	188	197	6
	E51	31	235	0
	E53	207	210	4
	E540	50	51	5
	E54	177	177	1
	E57	64	71	3
	E58	170	173	1
	E59	161	170	3
	E61	129	130	1
	E62	159	170	1
	E63	45	48	1
TR50	5	7	0	
	B3	67	75	0
	B6	35	38	0
	Rescues	259	262	0

### Calls by Municipality

Calls in Town of Chino Valley	208
Calls in Town of Prescott Valley	684
Calls in Town of Dewey-Humboldt	65
Calls in District, Unincorporated Area	389
Calls Out of District	13

### Aid Agreement Summary

Aid Given to Prescott	183
Aid Received from Prescott	78
Aid Given to WVFD	1
Aid Received from WVFD	2
Mutual Aid Given	1
Mutual Aid Received	0

**CENTRAL ARIZONA FIRE AND MEDICAL AUTHORITY**  
**GENERAL FUND BANK RECONCILIATION JANUARY, 2025**

<b>Reconciliation:</b>		<b>Bank Statement Balance:</b>	
Beginning Balance:	\$ 11,503,870.41	Balance Per Bank:	\$ 12,160,183.92
Fire District Deposits:	\$ 157,346.02	Outstanding Checks:	\$ (18,769.05)
Interest Revenue	\$ 74,450.65	Outstanding Deposits:	\$ -
Transfer In: Fire Authority Funding	\$ 3,589,186.43	Outstanding Payroll:	\$ -
Disbursements:	\$ (3,379,438.64)		
Other: YCT Error Adjustment From 12/2024	\$ 120,000.00		
Other: Chase CC Account Transfers to General Fund	\$ 76,000.00		
Other:	\$ -		
Other:	\$ -		
<b>Ending Balance:</b>	<b>\$ 12,141,414.87</b>	<b>Ending Balance:</b>	<b>\$ 12,141,414.87</b>

<b>Difference Between Balances:</b>	<b>\$ -</b>	<b>G/L Ending Balance:</b>	<b>\$ 12,141,414.87</b>
			<b>\$ 12,141,414.87</b>

<b>Deposits Per Bank Statement:</b>		<b>Bank Reconciliation Register:</b>	
Fire District Deposits:	\$ 157,346.02	Checks From Accounts Payable:	\$ 3,379,438.64
Interest Revenue:	\$ 74,450.65	Other:	\$ -
Transfer In: CHINO Fire Authority Funding	\$ 606,653.56	Other:	\$ -
Transfer In: CYFD Fire Authority Funding	\$ 2,982,532.87	Other:	\$ -
Other: YCT Error Adjustment From 12/2024	\$ 120,000.00	<b>Total Checks and Charges:</b>	<b>\$ 3,379,438.64</b>
Other: Chase CC Account Transfers to General Fund	\$ 76,000.00	Fire Authority Funding:	\$ 3,589,186.43
Other:	\$ -	Deposits From Accounts Receivable:	\$ 157,346.02
Other:	\$ -	GF Interest Revenue:	\$ 74,450.65
		Other: YCT Error Adjustment From 12/2024	\$ 120,000.00
		Other: Chase CC Account Trfs To GF	\$ 76,000.00
<b>Ending Balance:</b>	<b>\$ 4,016,983.10</b>	<b>Ending Balance:</b>	<b>\$ 4,016,983.10</b>

**Reconciliation Approved By:** John Feddema  
 John Feddema, Interim Fire Chief

**Reconciliation Reviewed By:** Lee Barnes  
 Lee Barnes, Assistant Chief of Administration

**Reconciliation Prepared By:** Karen Mauldin  
 Karen Mauldin, Finance Manager

**CENTRAL ARIZONA FIRE AND MEDICAL AUTHORITY**

**CAPITAL RESERVE FUND FY 24-25**

<b>Date</b>	<b>Transaction</b>	<b>Debit</b>	<b>Credit</b>	<b>Balance</b>
07/01/24	FY 24-25 Beginning Balance			\$ 9,078,972.63
07/31/24	Interest Earned July 2024	\$ 19,846.80		\$ 9,098,819.43
08/31/24	Interest Earned August 2024	\$ 100,395.59		\$ 9,199,215.02
09/30/24	Wire Trf To Hughes Fire Equipment-Ladder Truck		\$ 1,658,190.47	\$ 7,541,024.55
09/30/24	Temporary Borrowed Funds - TRF to Gen Fund		\$ 4,200,000.00	\$ 3,341,024.55
10/31/24	Interest Earned October 2024	\$ 87,995.76		\$ 3,429,020.31
12/31/24	Transfer Back of Borrowed Funds	\$ 4,200,000.00		\$ 7,629,020.31
12/31/24	Interest Earned December 2024	\$ 22,757.48		\$ 7,651,777.79
01/31/25	Interest Earned January 2025	\$ 47,414.73		\$ 7,699,192.52
<b>TOTALS:</b>		<b>\$ 4,478,410.36</b>	<b>\$ 5,858,190.47</b>	<b>\$ 7,699,192.52</b>



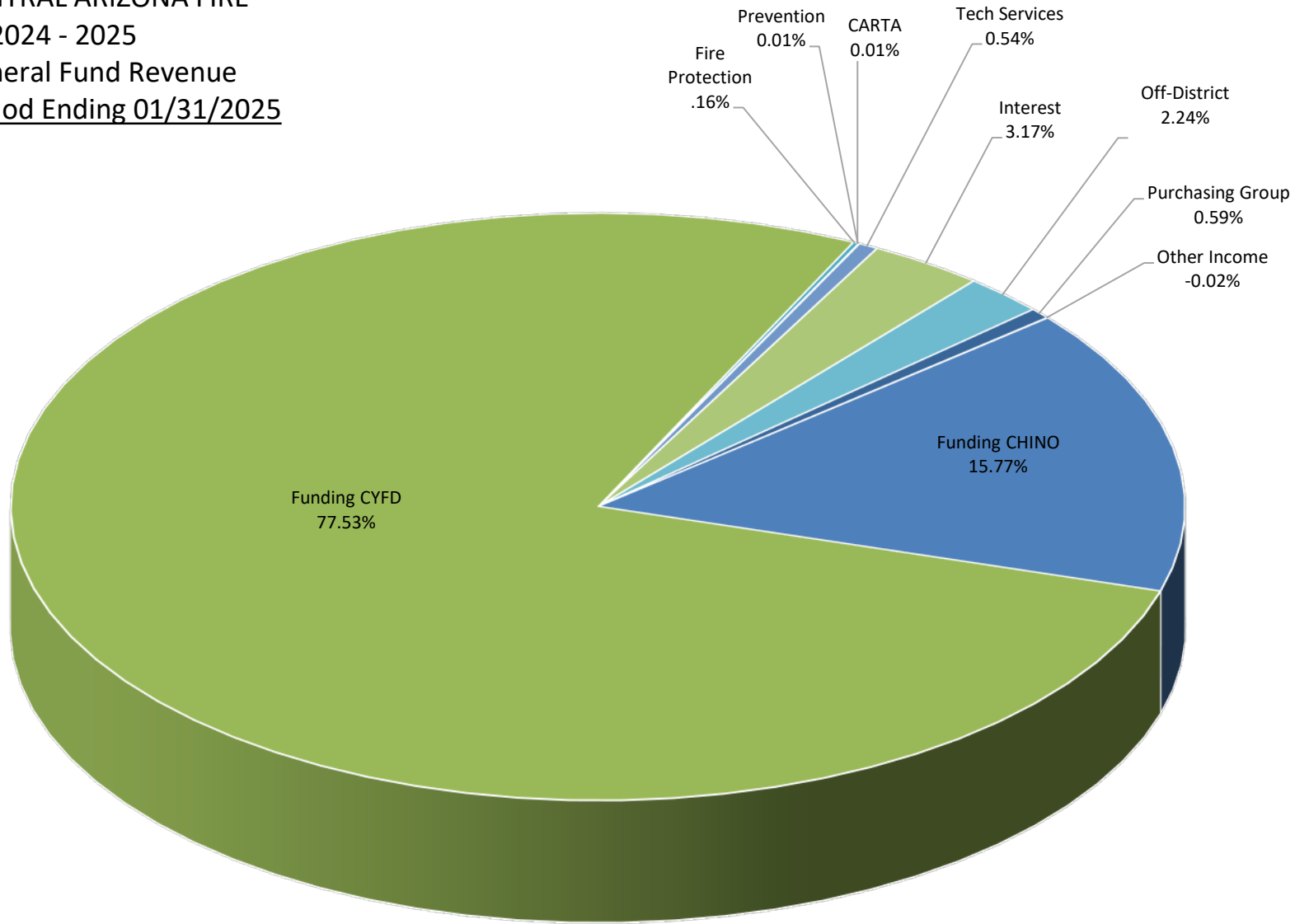
## FY 2024 - 2025 Cash Flow - January 2025

	ACTUAL							PROJECTED				
	July	Aug.	Sept.	Oct.	Nov.	Dec.	Jan.	Feb.	March	April	May	June
<b>Revenues:</b>												
Property Taxes from CYFD/CVFD	319,651	118,394	32,916	328,284	15,334,084	3,439,544	3,589,186	3,001,899	3,001,899	3,001,899	3,001,899	3,001,899
Fire Protection	185,750	22,194	1,740	3,242	6,281	3,816	6,294	15,000	15,000	15,000	15,000	15,000
Fee for Services	111,590	38,876	151,586	55,321	14,962	65,262	44,214	55,465	55,465	55,465	55,465	55,465
Interest Income	34,533	143,857	-	137,138	-	73,882	121,865	20,833	20,833	20,833	20,833	20,833
Grants	-	28,899	-	-	2,811	-	-	190,167	190,167	190,167	190,167	190,167
Ambulance	13,579	26,665	32,950	32,605	110,926	50,718	-	190,833	190,833	190,833	190,833	190,833
Misc. Non Levy	412,957	103,029	350,417	684,841	2,427	240,132	85,341	7,294	7,294	7,294	7,294	7,294
<b>RevenueTotals:</b>	<b>1,078,061</b>	<b>481,915</b>	<b>569,609</b>	<b>1,241,433</b>	<b>15,471,491</b>	<b>3,873,353</b>	<b>3,846,901</b>	<b>3,481,491</b>	<b>3,481,491</b>	<b>3,481,491</b>	<b>3,481,491</b>	<b>3,481,491</b>
<b>Expenditures:</b>												
Personnel Costs	2,096,648	2,245,234	2,182,895	3,596,371	2,116,321	2,675,228	2,743,341	2,750,424	2,750,424	2,750,424	2,750,424	2,750,424
Supplies	140,642	314,305	311,064	316,901	185,913	171,826	297,488	296,672	296,672	296,672	296,672	296,672
Utilities	22,472	42,959	25,758	22,476	20,268	22,954	23,474	22,467	22,467	22,467	22,467	22,467
Misc. Service Expenses	185,335	311,640	229,664	317,041	85,000	290,182	69,730	260,699	260,699	260,699	260,699	260,699
Capital Expenses	-	348,112	69,751	190,074	63,236	131,779	106,959	433,567	433,567	433,567	433,567	433,567
<b>ExpenditureTotals:</b>	<b>2,445,097</b>	<b>3,262,250</b>	<b>2,819,131</b>	<b>4,442,862</b>	<b>2,470,738</b>	<b>3,291,969</b>	<b>3,240,992</b>	<b>3,763,828</b>	<b>3,763,828</b>	<b>3,763,828</b>	<b>3,763,828</b>	<b>3,763,828</b>
 Monthly Net Cash	 (1,367,036)	 (2,780,335)	 (2,249,522)	 (3,201,429)	 13,000,753	 581,384	 605,909	 (282,337)	 (282,337)	 (282,337)	 (282,337)	 (282,337)
Cumulative Net Cash	630,407	(2,149,928)	(4,399,450)	(7,600,879)	5,399,874	5,981,258	6,587,167					
Cash Balance (Carryover)	1,997,443	(782,892)	(3,032,414)	(6,233,843)	6,766,910	7,348,294	7,954,203					
Capital Reserve	9,098,819	9,199,215	3,341,025	3,429,020	3,429,020	7,651,778	7,699,193					

**CENTRAL ARIZONA FIRE AND MEDICAL AUTHORITY  
REVENUE GRAPH DATA**

		<b>YTD</b>	
	<b>Revenue</b>	<b>Budget</b>	<b>%</b>
Funding CHINO	\$ 606,654	\$ 6,529,519	15.77
Funding CYFD	\$ 2,982,533	\$ 29,493,266	77.53
Fire Protection	\$ 6,294	\$ 180,000	0.16
Fleet	\$ -	\$ 40,000	0.00
CARTA	\$ 500	\$ 20,000	0.01
Prevention	\$ 437	\$ 138,780	0.01
Tech Services	\$ 20,683	\$ 310,800	0.54
Interest	\$ 121,865	\$ 250,000	3.17
Off-District	\$ 86,041	\$ 50,000	2.24
Purchasing Group	\$ 22,594	\$ 180,000	0.59
Ambulance Revenue	\$ -	\$ 2,290,000	0.00
Other Income	\$ (701)	\$ 2,295,530	(0.02)
<b>TOTALS:</b>	<b>\$ 3,846,901</b>	<b>\$ 41,777,895</b>	<b>100.00</b>

CENTRAL ARIZONA FIRE  
 FY 2024 - 2025  
 General Fund Revenue  
 Period Ending 01/31/2025



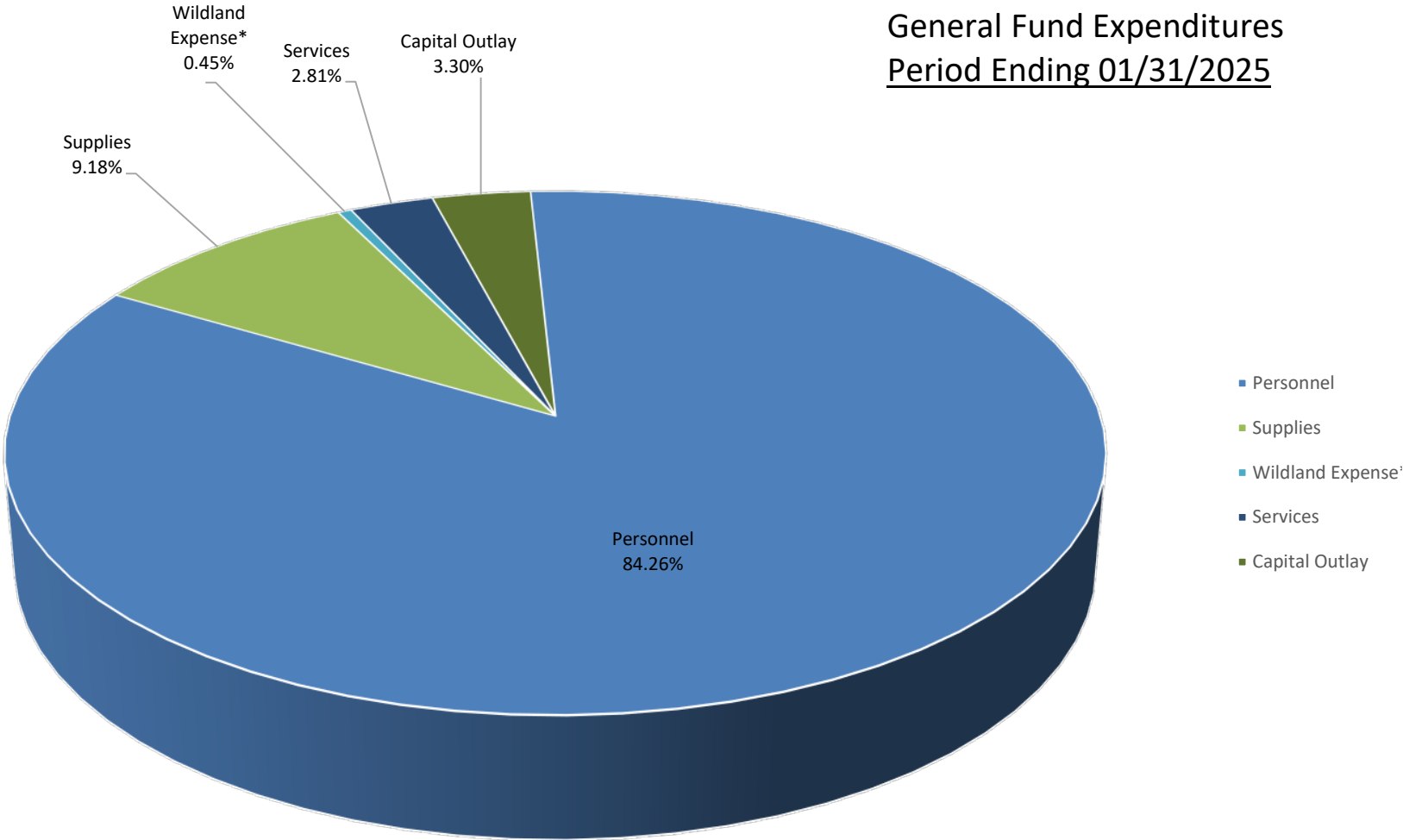
- Funding CHINO
- Funding CYFD
- Fire Protection
- CARTA
- Prevention
- Tech Services
- Interest
- Off-District
- Purchasing Group
- Other Income

**CENTRAL ARIZONA FIRE AND MEDICAL AUTHORITY  
EXPENSE GRAPH DATA**

		<b>YTD</b>		
<b>Expense</b>		<b>Budget</b>		<b>%</b>
Personnel	\$ 2,730,657	\$ 32,955,084		84.26
Supplies	\$ 297,488	\$ 3,560,061		9.18
Wildland Expense*	\$ 14,728	\$ 70,000		0.45
Services	\$ 91,160	\$ 3,377,983		2.81
Capital Outlay	\$ 106,959	\$ 5,202,806		3.30
<b>TOTAL:</b>	<b>\$ 3,240,992</b>	<b>\$ 45,165,934</b>		<b>100.00</b>



CENTRAL ARIZONA FIRE  
FY 2024 - 2025  
General Fund Expenditures  
Period Ending 01/31/2025



\* Does Not Include Employee Related Expenses, Fuel, Vehicle Mtc Supplies, Supply Restock

**CENTRAL ARIZONA FIRE AND MEDICAL AUTHORITY**  
**GENERAL FUND - JANUARY, 2025**

---

Transfer In: Chino Valley Fire District:	\$	606,653.56
Transfer In: Central Yavapai Fire District:	\$	2,982,532.87
Fire District Deposits:	\$	157,346.02
Other: Interest	\$	74,450.65
Other: Credit Card Transfer In From Chase CC Account	\$	76,000.00
Other:	\$	-

---

TOTAL	\$	3,896,983.10
-------	----	--------------

---



# Yavapai County Treasurer

## Monthly Statement

Date Range: 1/1/2025 to 1/31/2025

CAFMA - General Fund					
Fund: 6067340500					
<b>6067340500</b>	<b>CAFMA-General Fund</b>				
Begin Balance:	11,838,103.30	7,035,542.20			
Income:	3,896,983.10 ✓	33,261,838.77			
LOC Advance:	.00	.00			
Expense:	(3,574,902.48)	(28,137,197.05)	LOC:		.00
LOC Payments:	.00	.00	Warrants Outstanding:		.00
Cash Balance:	12,160,183.92	12,160,183.92	End:		12,160,183.92

### Monthly Statement Summary

Source Code	Description	MTDAmount	YTDAmount
<b>6067340500 CAFMA-General Fund</b>	<b>Beginning Balance:</b>	11,838,103.30	7,035,542.20
37122.0	Fire District Deposit	233,346.02	2,998,731.55
38109.0	Interest on Investments St Treas	28,195.73	103,123.56
38111.0	Interest on Investments	21,966.46	21,966.46
38113.0	Interest on Investments-Wells Fargo	24,288.46	107,775.12
7376.0	Transfer in	3,589,186.43	30,030,242.08
91032.0	Warrants Redeemed	(3,574,902.48)	(22,028,809.93)
91702.0	Transfer out	.00	(4,200,000.00)
91707.0	Wire Transfer by County Treasurer	.00	(2,500.00)
92190.0	Bond Interest Payment	.00	(615,887.12)
92195.0	Bond Redemption Payment	.00	(1,290,000.00)
	<b>Ending Balance:</b>	<b>12,160,183.92</b>	<b>12,160,183.92</b>

### Monthly Statement Detail

Date	Notes	Doc #	Amount	C/D
<b>6067340500 CAFMA-General Fund</b>			<b>Beginning Balance: 11,838,103.30</b>	
37122.0	Fire District Deposit		Source Code Total: 233,346.02 ✓	
01/09	CAFMA	0	13,109.59	C
01/09	CAFMA	0	7,183.44	C
01/16	CAFMA; CASH & CHECK DEPOSITS	0	89,148.99	C
01/16	CAFMA-CREDIT CARD TRANSFER	0	1,000.00	C cc
01/16	CAFMA; CHECK DEPOSITS	0	9,664.03	C
01/17	CAFMA-AZ STATE RETIREMENT	0	239.76	C PPS
01/21	CAFMA-CHASE CREDIT CARD TRANSFER 1-21-2025	0	25,000.00	C cc
01/23	CAFMA-VARIOUS CHECKS	0	16,598.54	C
01/28	CAFMA-CREDIT CARD TRANSFER	0	50,000.00	C cc
01/31	CAFMA; CHECK DEPOSITS	0	21,401.67	C
38109.0	Interest on Investments St Treas		Source Code Total: 28,195.73 ✓	
01/21	Investment Interest Correction from December	0	(175.38)	C



# Yavapai County Treasurer

## Monthly Statement

Date Range: 1/1/2025 to 1/31/2025

01/22	Investment Interest	0	28,371.11	C
38111.0 Interest on Investments			Source Code Total: 21,966.46 ✓	
01/22	Investment Interest	0	2,177.01	C
01/22	Investment Interest	0	5,893.61	C
01/22	Investment Interest	0	6,559.54	C
01/22	Investment Interest	0	725.95	C
01/22	Investment Interest	0	6,610.35	C
38113.0 Interest on Investments-Wells Fargo			Source Code Total: 24,288.46 ✓	
01/22	Investment Interest	0	24,288.46	C
7376.0 Transfer in			Source Code Total: 3,589,186.43 ✓	
01/13	TRANSFER PER KM EMAIL DATED 1-13-2025	0	2,982,532.87	C
01/13	TRANSFER PER KM EMAIL DATED 1-13-2025	0	606,653.56	C
91032.0 Warrants Redeemed			Source Code Total: (3,574,902.48)	
01/02	Paid Warrants	0	(8,463.87)	D
01/03	Paid Warrants	0	(151,460.65)	D
01/06	Paid Warrants	0	(234,771.52)	D
01/07	Paid Warrants	0	(1,323,017.30)	D
01/08	Paid Warrants	0	(74,821.91)	D
01/09	Paid Warrants	0	(6,882.15)	D
01/10	Paid Warrants	0	(4,515.78)	D
01/13	Paid Warrants	0	(108,664.32)	D
01/13	ERROR CORRECTION COPPER CNY TO CAFMA 12-23-2024	0	120,000.00	D
01/13	ERROR CORRECTION COPPER CNY TO CAFMA 1-3-2025	0	125,000.00	D *
01/14	Paid Warrants	0	(69,275.03)	D
01/15	Paid Warrants	0	(4,657.19)	D
01/16	Paid Warrants	0	(68,893.92)	D
01/17	Paid Warrants	0	(956,645.83)	D
01/21	Paid Warrants	0	(537.87)	D
01/22	Paid Warrants	0	(620,918.37)	D
01/23	Paid Warrants	0	(74,109.51)	D
01/24	Paid Warrants	0	(64,987.20)	D
01/27	Paid Warrants	0	(4,362.20)	D
01/28	Paid Warrants	0	(17,600.19)	D
01/29	Paid Warrants	0	(25,317.67)	D

6067340500 CAFMA-General Fund **Ending Balance: 12,160,183.92**

### Warrant Detail

Payee Name	Warrant	Amount	Issue Dt	Status Dt	Voucher
6067340500 CAFMA-General Fund					Account Total: 3,820,302.48



# Yavapai County Treasurer

## Monthly Statement

Date Range: 1/1/2025 to 1/31/2025

Fund: 5673		Fund Total: 3,820,302.48			
Status: PAID		Status Total: 3,819,902.48			
/	0706733538	125,000.00	12/30/24	01/03/25	*
/	0706737593	212.27	11/25/24	01/07/25	
/	0706737711	198.14	12/23/24	01/03/25	
/	0706737718	4,575.00	12/23/24	01/06/25	
/	0706737719	16,813.58	12/23/24	01/03/25	
/	0706737723	1,060.62	12/23/24	01/03/25	
/	0706737735	614.48	12/23/24	01/06/25	
/	0706737736	2,376.23	12/23/24	01/06/25	
/	0706737738	545.43	12/23/24	01/06/25	
/	0706737741	38.68	12/23/24	01/02/25	
/	0706737745	284.92	12/23/24	01/02/25	
/	0706737746	24.80	12/23/24	01/06/25	
/	0706737748	2,890.34	12/23/24	01/03/25	
/	0706737750	223,719.60	12/23/24	01/06/25	
/	0706737751	1,357.18	12/23/25	01/02/25	
/	0706737753	257.05	12/23/24	01/07/25	
/	0706737755	1,250.00	12/23/24	01/06/25	
/	0706737757	95.06	12/23/24	01/03/25	
/	0706737759	77.07	12/23/24	01/03/25	
/	0706737764	2,017.61	12/23/24	01/17/25	
/	0706737766	105.00	12/23/24	01/07/25	
/	0706737767	1,103.41	12/23/24	01/02/25	
/	0706737774	1,004.02	12/23/24	01/08/25	
/	0706737775	5,679.68	12/23/24	01/02/25	
/	0706737776	5,325.84	12/23/24	01/03/25	
/	0706737777	57,969.85	12/23/24	01/08/25	
/	0706737780	1,665.98	12/23/24	01/06/25	
/	0706737782	175.00	01/06/25	01/13/25	
/	0706737783	20.51	01/06/25	01/10/25	
/	0706737784	3,771.13	01/06/25	01/09/25	
/	0706737785	335.00	01/06/25	01/09/25	
/	0706737786	537.87	01/06/25	01/21/25	
/	0706737787	9,382.30	01/06/25	01/24/25	
/	0706737789	1,317.40	01/06/25	01/09/25	
/	0706737790	29.64	01/06/25	01/15/25	
/	0706737791	76.00	01/06/25	01/07/25	
/	0706737792	283.74	01/06/25	01/07/25	
/	0706737793	1,322,083.24	01/06/25	01/07/25	



# Yavapai County Treasurer

## Monthly Statement

Date Range: 1/1/2025 to 1/31/2025

/	0706737795	65,245.63	01/06/25	01/16/25	
/	0706737796	49,119.35	01/06/25	01/14/25	
/	0706737798	96,746.47	01/06/25	01/13/25	
/	0706737800	15,848.04	01/06/25	01/08/25	
/	0706737801	2,275.00	01/06/25	01/15/25	
/	0706737802	1,210.56	01/06/25	01/15/25	
/	0706737803	36.76	01/06/25	01/10/25	
/	0706737804	318.75	01/06/25	01/15/25	
/	0706737805	8,720.23	01/06/25	01/13/25	
/	0706737806	36.46	01/06/25	01/14/25	
/	0706737807	1,365.62	01/06/25	01/09/25	
/	0706737808	764.44	01/06/25	01/13/25	
/	0706737809	1,126.83	01/06/25	01/14/25	
/	0706737810	128.25	01/06/25	01/22/25	
/	0706737811	3,262.22	01/06/25	01/10/25	
/	0706737812	360.00	01/06/25	01/28/25	
/	0706737813	77.46	01/06/25	01/16/25	
/	0706737814	236.00	01/06/25	01/24/25	
/	0706737815	425.00	01/06/25	01/10/25	
/	0706737816	38.18	01/06/25	01/28/25	
/	0706737817	85.11	01/06/25	01/13/25	
/	0706737818	368.48	01/06/25	01/17/25	
/	0706737819	964.45	01/06/25	01/13/25	
/	0706737820	130.83	01/06/25	01/14/25	
/	0706737821	823.24	01/06/25	01/15/25	
/	0706737822	1,208.62	01/06/25	01/13/25	
/	0706737823	1,639.49	01/06/25	01/14/25	
/	0706737824	93.00	01/06/25	01/09/25	
/	0706737825	2,190.83	01/06/25	01/16/25	
/	0706737826	264.00	01/06/25	01/10/25	
/	0706737827	1,380.00	01/06/25	01/16/25	
/	0706737828	17,222.07	01/06/25	01/14/25	
/	0706737829	24.56	01/06/25	01/22/25	
/	0706737830	340.49	01/06/25	01/10/25	
/	0706737831	166.80	01/02/25	01/10/25	
/	0706737832	25,350.93	01/02/25	01/23/25	
/	0706737833	46,804.76	01/13/25	01/22/25	
/	0706737842	95.53	01/13/25	01/23/25	
/	0706737843	2,053.79	01/13/25	01/22/25	
/	0706737845	2,519.91	01/13/25	01/22/25	



# Yavapai County Treasurer

## Monthly Statement

Date Range: 1/1/2025 to 1/31/2025

/	0706737846	710.02	01/13/25	01/29/25	
/	0706737847	7,156.44	01/13/25	01/28/25	
/	0706737848	627.94	01/13/25	01/22/25	
/	0706737849	118.93	01/13/25	01/23/25	
/	0706737850	4,543.56	01/13/25	01/24/25	
/	0706737851	436.11	01/13/25	01/22/25	
/	0706737852	60.70	01/13/25	01/27/25	
/	0706737853	150.12	01/13/25	01/28/25	
/	0706737854	2,511.25	01/13/25	01/23/25	
/	0706737855	73.63	01/13/25	01/23/25	
/	0706737856	437.53	01/13/25	01/23/25	
/	0706737857	1,326.66	01/13/25	01/22/25	
/	0706737858	27,660.80	01/13/25	01/24/25	
/	0706737859	25,533.01	01/13/25	01/23/25	
/	0706737860	1,357.18	01/13/25	01/24/25	
/	0706737861	887.57	01/13/25	01/27/25	
/	0706737863	48,886.00	01/13/25	01/22/25	
/	0706737864	3,177.54	01/13/25	01/22/25	
/	0706737865	25.06	01/13/25	01/22/25	
/	0706737866	302.37	01/13/25	01/28/25	
/	0706737867	2,560.00	01/13/25	01/22/25	
/	0706737868	807.80	01/13/25	01/27/25	
/	0706737869	165.78	01/13/25	01/22/25	
/	0706737870	155.48	01/13/25	01/22/25	
/	0706737871	1,668.72	01/13/25	01/23/25	
/	0706737872	278.18	01/13/25	01/22/25	
/	0706737873	5,309.53	01/13/25	01/24/25	
/	0706737874	23,352.00	01/13/25	01/29/25	
/	0706737876	16,497.83	01/16/25	01/24/25	
/	0706737878	127.50	01/16/25	01/23/25	
/	0706737879	8,175.68	01/16/25	01/28/25	
/	0706737881	255.63	01/16/25	01/22/25	
/	0706737882	1,043.78	01/15/25	01/23/25	
/	0706737883	939,807.50	01/16/25	01/17/25	
/	0706737885	14,452.24	01/16/25	01/17/25	
/	0706737890	15,980.00	01/16/25	01/23/25	
/	0706737891	5,961.80	01/16/25	01/22/25	
/	0706737892	190.45	01/16/25	01/22/25	
/	0706737893	125.62	01/16/25	01/23/25	
/	0706737894	1,130.20	01/16/25	01/28/25	



# Yavapai County Treasurer

## Monthly Statement

Date Range: 1/1/2025 to 1/31/2025

/	0706737895	150.00	01/16/25	01/28/25	
/	0706737896	222,557.72	01/16/25	01/22/25	
/	0706737897	1,043.08	01/16/25	01/23/25	
/	0706737899	62.07	01/16/25	01/22/25	
/	0706737900	810.65	01/16/25	01/22/25	
/	0706737901	280,368.25	01/16/25	01/22/25	
/	0706737902	11.05	01/16/25	01/29/25	
/	0706737903	1,244.60	01/16/25	01/29/25	
/	0706737904	2,606.13	01/16/25	01/27/25	
/	0706737905	137.20	01/16/25	01/28/25	
/	0706737906	1,448.52	01/16/25	01/22/25	
/	0706737907	93.26	01/16/25	01/22/25	
Status: STOP					Status Total: 400.00
STOP PAYMENT	0706737799	400.00	01/06/25	01/30/25	
	Count	Amount			
Total PAID:	130	3,819,902.48			
Total STOP:	1	400.00			



**CENTRAL ARIZONA FIRE AND MEDICAL AUTHORITY**  
**CAPITAL RESERVE FUND - JANUARY, 2025**

---

Interest Received:	\$	47,414.73
Other:	\$	-

---

<b>TOTAL</b>	<b>\$</b>	<b>47,414.73</b>
--------------	-----------	------------------

---

---



# Yavapai County Treasurer

## Monthly Statement

Date Range: 1/1/2025 to 1/31/2025

CAFMA-Capital Reserve Fund (CAFMA)			
<b>6067340200</b>	<b>CAFMA-Capital Reserve Fund</b>		
Begin Balance:	7,651,777.79	9,078,972.63	
Income:	47,414.73 ✓	4,478,410.36	
LOC Advance:	.00	.00	
Expense:	.00	(5,858,190.47)	LOC: .00
LOC Payments:	.00	.00	Warrants Outstanding: .00
Cash Balance:	7,699,192.52	7,699,192.52	End: 7,699,192.52

### Monthly Statement Summary

Source Code	Description	MTDAmount	YTDAmount
<b>6067340200</b>	<b>CAFMA-Capital Reserve Fund</b>	<b>Beginning Balance:</b>	<b>7,651,777.79</b>
			<b>9,078,972.63</b>
38109.0	Interest on Investments St Treas	14,792.69	100,374.62
38111.0	Interest on Investments	19,825.30	19,825.30
38113.0	Interest on Investments-Wells Fargo	12,796.74	158,210.44
7376.0	Transfer in	.00	4,200,000.00
91701.0	Disbursement by County Treasurer	.00	(1,658,190.47)
91702.0	Transfer out	.00	(4,200,000.00)
	<b>Ending Balance:</b>	<b>7,699,192.52</b>	<b>7,699,192.52</b>

### Monthly Statement Detail

Date	Notes	Doc #	Amount	C/D
<b>6067340200 CAFMA-Capital Reserve Fund</b>			<b>Beginning Balance: 7,651,777.79</b>	
38109.0 Interest on Investments St Treas			Source Code Total: 14,792.69	
01/21	Investment Interest Correction from December	0	(155.05)	C
01/22	Investment Interest	0	14,947.74	C
38111.0 Interest on Investments			Source Code Total: 19,825.30	
01/22	Investment Interest	0	6,346.01	C
01/22	Investment Interest	0	4,876.87	C
01/22	Investment Interest	0	2,389.36	C
01/22	Investment Interest	0	382.47	C
01/22	Investment Interest	0	5,830.59	C
38113.0 Interest on Investments-Wells Fargo			Source Code Total: 12,796.74	
01/22	Investment Interest	0	12,796.74	C
6067340200 CAFMA-Capital Reserve Fund			<b>Ending Balance: 7,699,192.52</b>	

**CENTRAL ARIZONA FIRE AND MEDICAL AUTHORITY**  
**PSPRS CONTINGENCY RESERVE FUND - JANUARY, 2025**

---

Interest Received:	\$0.00
Other:	\$0.00

---

<b>TOTAL</b>	<b>\$0.00</b>
--------------	---------------

---

---



# Yavapai County Treasurer

## Monthly Statement

Date Range: 1/1/2025 to 1/31/2025

CAFMA 6067340700 PSPRS		
------------------------------	--	--

6067340700	CAFMA PSPRS Contingency Reserve Fund		
Begin Balance:	2,033,155.87	2,033,155.87	
Income:	.00	.00	
LOC Advance:	.00	.00	
Expense:	.00	.00	LOC: .00
LOC Payments:	.00	.00	Warrants Outstanding: .00
Cash Balance:	2,033,155.87	2,033,155.87	End: 2,033,155.87

### Monthly Statement Detail

Date	Notes	Doc #	Amount	C/D
------	-------	-------	--------	-----

**CAFMA-Central Arizona Fire and Medical**  
**Bank Reconciliation Summary**  
 For the Bank Statement ending: 1/31/2025

<b>BANK CONTROL ID: CAFMA - GENERAL FUND</b>	<b>DESC: GENERAL FUND</b>	<b>ACCOUNT NO: 1100</b>
Beginning Balance:	01/01/25	\$11,838,103.30
Deposits and Credits:		\$4,016,983.10
Checks and Charges:		(\$3,694,902.48)
Adjustments:		\$0.00
<b>Ending Balance Per Reconciliation:</b>		<b>\$12,160,183.92</b>
Ending Balance Per Bank Statement:	01/31/25	\$12,160,183.92
* Outstanding Deposits and Credits:	01/31/25	\$0.00
* Outstanding Checks and Charges:	01/31/25	(\$18,769.05)
<b>Ending Book Balance:</b>	<b>01/31/25</b>	<b>\$12,141,414.87</b>

CAFMA-Central Arizona Fire and Medical

BR Checks and Charges Cleared

For the Bank Statement ending: 1/31/25

CAFMA	General Fund	General Fund	1100
Date	Document	Description	Amount
11/25/24	756747593	Linda Bruner	\$212.27
12/23/24	756747711	Action Graphics	\$198.14
12/23/24	756747718	Bianchi and Brandt	\$4,575.00
12/23/24	756747719	Bound Tree Medical LLC	\$16,813.58
12/23/24	756747723	Sparklight	\$1,060.62
12/23/24	756747735	L.N. Curtis & Sons	\$614.48
12/23/24	756747736	DELUXE	\$2,376.23
12/23/24	756747738	EMPIRE SOUTHWEST,LLC	\$545.43
12/23/24	756747741	FEDEX	\$38.68
12/23/24	756747745	Globalstar	\$284.92
12/23/24	756747746	W.W. Grainger, Inc	\$24.80
12/23/24	756747748	Highway Products, INC	\$2,890.34
12/23/24	756747750	KAIROS Health Arizona, Inc	\$223,719.60
12/23/24	756747751	Manzanita Landscaping, Inc	\$1,357.18
12/23/24	756747753	Melcher Printing, Inc	\$257.05
12/23/24	756747755	Micronet Communications Inc	\$1,250.00
12/23/24	756747757	Leanna Greeley	\$95.06
12/23/24	756747759	Steven & Beverly Long	\$77.07
12/23/24	756747764	Republic EVS	\$2,017.61
12/23/24	756747766	KUTAK ROCK LLP	\$105.00
12/23/24	756747767	RWC Group	\$1,103.41
12/23/24	756747774	Unisource Energy Services	\$1,004.02
12/23/24	756747775	USDA Forest Service	\$5,679.68
12/23/24	756747776	Verizon Wireless	\$5,325.84
12/23/24	756747777	xByte Technologies, Inc	\$57,969.85
12/23/24	756747780	FACTORY MOTOR PARTS	\$1,665.98
01/02/25	756747831	Lamb Chevrolet	\$166.80
01/02/25	756747832	xByte Technologies, Inc	\$25,350.93
01/06/25	756747782	A1 Water Bulk Delivery Svc LLC	\$175.00
01/06/25	756747783	A2Z Home Center, LLC	\$20.51
01/06/25	756747784	Auto Trim Plus LLC	\$3,771.13
01/06/25	756747785	BACKBOARDS BOOMERANG	\$335.00
01/06/25	756747786	Best Pick Disposal, Inc	\$537.87
01/06/25	756747787	Bound Tree Medical LLC	\$9,382.30
01/06/25	756747789	B & W Fire Security Systems	\$1,317.40
01/06/25	756747790	Sparklight	\$29.64
01/06/25	756747791	CAFMA Petty Cash	\$76.00
01/06/25	756747792	Chase Bank	\$283.74
01/06/25	756747793	Chase Bank	\$1,322,083.24
01/06/25	756747795	City of Prescott	\$65,245.63
01/06/25	756747796	Cross Connections	\$49,119.35
01/06/25	756747798	L.N. Curtis & Sons	\$96,746.47
01/06/25	756747799	DESERT REVIVAL SERVICES LLC	\$400.00
01/06/25	756747800	Drake Equipment	\$15,848.04
01/06/25	756747801	Earth Resources Corp	\$2,275.00
01/06/25	756747802	FACTORY MOTOR PARTS	\$1,210.56
01/06/25	756747803	FEDEX	\$36.76
01/06/25	756747804	XAVIER FROST	\$318.75
01/06/25	756747805	Michael M. Golightly & Assoc	\$8,720.23
01/06/25	756747806	W.W. Grainger, Inc	\$36.46
01/06/25	756747807	Interstate Batteries	\$1,365.62
01/06/25	756747808	Kevin Lollar Electric, LLC	\$764.44
01/06/25	756747809	JLS Tools, LLC	\$1,126.83
01/06/25	756747810	TOOLS 4 TECHS AZ	\$128.25
01/06/25	756747811	Matheson Tri-Gas, Inc	\$3,262.22
01/06/25	756747812	Sarah McGlynn-Moore LLC	\$360.00
01/06/25	756747813	Motorola Solutions Inc	\$77.46
01/06/25	756747814	Neumann High Country Doors	\$236.00
01/06/25	756747815	Northern AZ Premier Termite	\$425.00
01/06/25	756747816	DAVID COOMBER	\$38.18
01/06/25	756747817	Prescott Winlectric Co	\$85.11
01/06/25	756747818	QUADIENT FINANCE USA	\$368.48

CAFMA-Central Arizona Fire and Medical

BR Checks and Charges Cleared

For the Bank Statement ending: 1/31/25

CAFMA	General Fund	General Fund			1100
Date	Document	Description	Module	Company	Amount
01/06/25	756747819	RWC Group	AP	CAFMA	\$964.45
01/06/25	756747820	Besonson Tools LLC	AP	CAFMA	\$130.83
01/06/25	756747821	Staples Contract & Commerc.Inc	AP	CAFMA	\$823.24
01/06/25	756747822	D.G.Shoemaker & Associates Inc	AP	CAFMA	\$1,208.62
01/06/25	756747823	Tessco, Inc	AP	CAFMA	\$1,639.49
01/06/25	756747824	Town of Prescott Valley	AP	CAFMA	\$93.00
01/06/25	756747825	Unisource Energy Services	AP	CAFMA	\$2,190.83
01/06/25	756747826	United Disposal, Inc	AP	CAFMA	\$264.00
01/06/25	756747827	The University of Arizona	AP	CAFMA	\$1,380.00
01/06/25	756747828	Wex Bank	AP	CAFMA	\$17,222.07
01/06/25	756747829	Yavapai Fleet Yavapai Machine	AP	CAFMA	\$24.56
01/06/25	756747830	YORK CHRYSLER DODGE JEEP RAM	AP	CAFMA	\$340.49
01/13/25	756747833	American Express, Inc.	AP	CAFMA	\$46,804.76
01/13/25	756747842	American Hose LLC	AP	CAFMA	\$95.53
01/13/25	756747843	Arizona PPE Recon, Inc	AP	CAFMA	\$2,053.79
01/13/25	756747845	Bennett Oil	AP	CAFMA	\$2,519.91
01/13/25	756747846	Morgan, Bobby	AP	CAFMA	\$710.02
01/13/25	756747847	Bound Tree Medical LLC	AP	CAFMA	\$7,156.44
01/13/25	756747848	B & W Fire Security Systems	AP	CAFMA	\$627.94
01/13/25	756747849	Sparklight	AP	CAFMA	\$118.93
01/13/25	756747850	CSTOR	AP	CAFMA	\$4,543.56
01/13/25	756747851	L.N. Curtis & Sons	AP	CAFMA	\$436.11
01/13/25	756747852	DES- Unemployment Tax	AP	CAFMA	\$60.70
01/13/25	756747853	Dish Network	AP	CAFMA	\$150.12
01/13/25	756747854	ERP ADVISORS GROUP	AP	CAFMA	\$2,511.25
01/13/25	756747855	FACTORY MOTOR PARTS	AP	CAFMA	\$73.63
01/13/25	756747856	Freightliner of AZ, LLC	AP	CAFMA	\$437.53
01/13/25	756747857	Michael M. Golightly & Assoc	AP	CAFMA	\$1,326.66
01/13/25	756747858	Highway Products, INC	AP	CAFMA	\$27,660.80
01/13/25	756747859	ImageTrend	AP	CAFMA	\$25,533.01
01/13/25	756747860	Manzanita Landscaping, Inc	AP	CAFMA	\$1,357.18
01/13/25	756747861	NAPA Auto Parts	AP	CAFMA	\$887.57
01/13/25	756747863	NFP Property and Casualty	AP	CAFMA	\$48,886.00
01/13/25	756747864	Pacific Office Automation	AP	CAFMA	\$3,177.54
01/13/25	756747865	Prescott Steel & Welding	AP	CAFMA	\$25.06
01/13/25	756747866	Republic EVS	AP	CAFMA	\$302.37
01/13/25	756747867	The Counseling Office of	AP	CAFMA	\$2,560.00
01/13/25	756747868	RWC Group	AP	CAFMA	\$807.80
01/13/25	756747869	The Hike Shack	AP	CAFMA	\$165.78
01/13/25	756747870	Town of Prescott Valley	AP	CAFMA	\$155.48
01/13/25	756747871	Turbo & Electric Sales & Srvc	AP	CAFMA	\$1,668.72
01/13/25	756747872	Unisource Energy Services	AP	CAFMA	\$278.18
01/13/25	756747873	Verizon Wireless	AP	CAFMA	\$5,309.53
01/13/25	756747874	Yavapai Co Comm. College Distr	AP	CAFMA	\$23,352.00
01/16/25	756747876	APS	AP	CAFMA	\$16,497.83
01/16/25	756747878	Bianchi and Brandt	AP	CAFMA	\$127.50
01/16/25	756747879	Bound Tree Medical LLC	AP	CAFMA	\$8,175.68
01/16/25	756747881	B & W Fire Security Systems	AP	CAFMA	\$255.63
01/16/25	756747882	Sparklight	AP	CAFMA	\$1,043.78
01/16/25	756747883	Chase Bank	AP	CAFMA	\$939,807.50
01/16/25	756747885	Chase Card Services	AP	CAFMA	\$14,452.24
01/16/25	756747890	Law Off. of Nicolas Cornelius	AP	CAFMA	\$15,980.00
01/16/25	756747891	L.N. Curtis & Sons	AP	CAFMA	\$5,961.80
01/16/25	756747892	Freightliner of AZ, LLC	AP	CAFMA	\$190.45
01/16/25	756747893	W.W. Grainger, Inc	AP	CAFMA	\$125.62
01/16/25	756747894	GRANITE TELECOMMUNICATIONS LLC	AP	CAFMA	\$1,130.20
01/16/25	756747895	JORY INGRAO	AP	CAFMA	\$150.00
01/16/25	756747896	KAIROS Health Arizona, Inc	AP	CAFMA	\$222,557.72
01/16/25	756747897	Mercury Medical Inc	AP	CAFMA	\$1,043.08
01/16/25	756747899	Prescott Steel & Welding	AP	CAFMA	\$62.07
01/16/25	756747900	S&A EXCAVATION LLC	AP	CAFMA	\$810.65
01/16/25	756747901	Securis Insurance Pool, Inc	AP	CAFMA	\$280,368.25

CAFMA-Central Arizona Fire and Medical

BR Checks and Charges Cleared

For the Bank Statement ending: 1/31/25

CAFMA	General Fund	General Fund			1100
Date	Document	Description	Module	Company	Amount
01/16/25	756747902	Besonson Tools LLC	AP	CAFMA	\$11.05
01/16/25	756747903	Stryker Sales, LLC	AP	CAFMA	\$1,244.60
01/16/25	756747904	Teleflex Funding LLC	AP	CAFMA	\$2,606.13
01/16/25	756747905	Tessco, Inc	AP	CAFMA	\$137.20
01/16/25	756747906	Town of Prescott Valley	AP	CAFMA	\$1,448.52
01/16/25	756747907	Unisource Energy Services	AP	CAFMA	\$93.26
01/30/25	756747799	DESERT REVIVAL SERVICES LLC	AP	CAFMA	(\$400.00)
<b>TOTAL CHECKS AND CHARGES CLEARED:</b>					<b>\$3,694,902.48</b>



**CAFMA-Central Arizona Fire and Medical**

**BR Checks and Charges Outstanding**

For the Bank Statement ending: 1/31/25

<b>CAFMA</b>	<b>General Fund</b>	<b>General Fund</b>			<b>1100</b>
<u>Date</u>	<u>Document</u>	<u>Description</u>	<u>Module</u>	<u>Company</u>	<u>Amount</u>
11/07/24	756747431	Auto Trim Plus LLC	AP	CAFMA	\$88.55
11/25/24	756747635	MILLS, BRETT	AP	CAFMA	\$390.00
12/23/24	756747770	Sunset Drywall & Home Improv.	AP	CAFMA	\$2,492.50
01/13/25	756747844	Balanced Heating & Air	AP	CAFMA	\$125.00
01/16/25	756747875	Action Graphics	AP	CAFMA	\$2,287.17
01/16/25	756747898	Neumann High Country Doors	AP	CAFMA	\$13,385.83
<b>TOTAL CHECKS AND CHARGES OUTSTANDING:</b>					<b>\$18,769.05</b>

**CAFMA-Central Arizona Fire and Medical**

**BR Deposits and Credits Cleared**

For the Bank Statement ending: 1/31/25

CAFMA		General Fund			1100
Date	Document	Description	Module	Company	Amount
01/09/25	4780	Deposit	AR	CAFMA	\$7,183.44
01/09/25	4781	Deposit	AR	CAFMA	\$11,360.43
01/09/25	4782	Deposit	AR	CAFMA	\$1,749.16
01/20/25	4786	Deposit	AR	CAFMA	\$9,664.03
01/20/25	4787	Deposit	AR	CAFMA	\$88,973.99
01/20/25	4788	Deposit	AR	CAFMA	\$175.00
01/23/25	4789	Deposit	AR	CAFMA	\$16,598.54
01/31/25	4791	Deposit	AR	CAFMA	\$239.76
01/31/25	4792	Deposit	AR	CAFMA	\$20,913.67
01/31/25	4793	Deposit	AR	CAFMA	\$488.00
01/31/25	Cash With Yav Cty	12.2024 YCT Error CK Ending 35	GL	CAFMA	\$120,000.00
01/31/25	Cash With Yav Cty	Credit Card Transfer to CAFMA	GL	CAFMA	\$1,000.00
01/31/25	Cash With Yav Cty	Fire Authority Funding	GL	CAFMA	\$3,589,186.43
01/31/25	Cash With Yav Cty	CC Transfer to General Fund	GL	CAFMA	\$25,000.00
01/31/25	Cash With Yav Cty	CC Transfer To General Fund	GL	CAFMA	\$50,000.00
01/31/25	Cash With Yav Cty	GF Interest Revenue January 20	GL	CAFMA	\$74,450.65
<b>TOTAL DEPOSITS AND CREDITS CLEARED:</b>					<b>\$4,016,983.10</b>

**CAFMA-Central Arizona Fire and Medical**

**BR Deposits and Credits Outstanding**

For the Bank Statement ending:

---

<u>Date</u>	<u>Document</u>	<u>Description</u>	<u>Module</u>	<u>Company</u>	<u>Amount</u>
-------------	-----------------	--------------------	---------------	----------------	---------------

**TOTAL DEPOSITS AND CREDITS OUTSTANDING:**

Bank Reconciliation Register

Document Number	Date	BR Status	Void?	Description	Date Cleared	Amount
<b>MODULE: CHECKS FROM ACCOUNTS PAYABLE</b>						
<b>BANK CONTROL ID: CAFMA - GENERAL FUND</b>						
756747782	01/06/25	Marked	No	A1 Water Bulk Delivery Svc LLC	02/07/25	\$175.00
756747783	01/06/25	Marked	No	A2Z Home Center, LLC	02/07/25	\$20.51
756747784	01/06/25	Marked	No	Auto Trim Plus LLC	02/07/25	\$3,771.13
756747785	01/06/25	Marked	No	BACKBOARDS BOOMERANG	02/07/25	\$335.00
756747786	01/06/25	Marked	No	Best Pick Disposal, Inc	02/07/25	\$537.87
756747787	01/06/25	Marked	No	Bound Tree Medical LLC	02/07/25	\$9,382.30
756747789	01/06/25	Marked	No	B & W Fire Security Systems	02/07/25	\$1,317.40
756747790	01/06/25	Marked	No	Sparklight	02/07/25	\$29.64
756747791	01/06/25	Marked	No	CAFMA Petty Cash	02/07/25	\$76.00
756747792	01/06/25	Marked	No	Chase Bank	02/07/25	\$283.74
756747793	01/06/25	Marked	No	Chase Bank	02/07/25	\$1,322,083.24
756747795	01/06/25	Marked	No	City of Prescott	02/07/25	\$65,245.63
756747796	01/06/25	Marked	No	Cross Connections	02/07/25	\$49,119.35
756747798	01/06/25	Marked	No	L.N. Curtis & Sons	02/07/25	\$96,746.47
756747799	01/06/25	Marked	No	DESERT REVIVAL SERVICES LLC	02/07/25	\$400.00
756747799	01/30/25	Marked	Yes	DESERT REVIVAL SERVICES LLC	02/07/25	(\$400.00)
756747800	01/06/25	Marked	No	Drake Equipment	02/07/25	\$15,848.04
756747801	01/06/25	Marked	No	Earth Resources Corp	02/07/25	\$2,275.00
756747802	01/06/25	Marked	No	FACTORY MOTOR PARTS	02/07/25	\$1,210.56
756747803	01/06/25	Marked	No	FEDEX	02/07/25	\$36.76
756747804	01/06/25	Marked	No	XAVIER FROST	02/07/25	\$318.75
756747805	01/06/25	Marked	No	Michael M. Golightly & Assoc	02/07/25	\$8,720.23
756747806	01/06/25	Marked	No	W.W. Grainger, Inc	02/07/25	\$36.46
756747807	01/06/25	Marked	No	Interstate Batteries	02/07/25	\$1,365.62
756747808	01/06/25	Marked	No	Kevin Lollar Electric, LLC	02/07/25	\$764.44
756747809	01/06/25	Marked	No	JLS Tools, LLC	02/07/25	\$1,126.83
756747810	01/06/25	Marked	No	TOOLS 4 TECHS AZ	02/07/25	\$128.25
756747811	01/06/25	Marked	No	Matheson Tri-Gas, Inc	02/07/25	\$3,262.22
756747812	01/06/25	Marked	No	Sarah McGlynn-Moore LLC	02/07/25	\$360.00
756747813	01/06/25	Marked	No	Motorola Solutions Inc	02/07/25	\$77.46
756747814	01/06/25	Marked	No	Neumann High Country Doors	02/07/25	\$236.00
756747815	01/06/25	Marked	No	Northern AZ Premier Termite	02/07/25	\$425.00
756747816	01/06/25	Marked	No	DAVID COOMBER	02/07/25	\$38.18
756747817	01/06/25	Marked	No	Prescott Winlectric Co	02/07/25	\$85.11
756747818	01/06/25	Marked	No	QUADIENT FINANCE USA	02/07/25	\$368.48
756747819	01/06/25	Marked	No	RWC Group	02/07/25	\$964.45
756747820	01/06/25	Marked	No	Besonson Tools LLC	02/07/25	\$130.83
756747821	01/06/25	Marked	No	Staples Contract & Commerc.Inc	02/07/25	\$823.24
756747822	01/06/25	Marked	No	D.G.Shoemaker & Associates Inc	02/07/25	\$1,208.62
756747823	01/06/25	Marked	No	Tessco, Inc	02/07/25	\$1,639.49
756747824	01/06/25	Marked	No	Town of Prescott Valley	02/07/25	\$93.00
756747825	01/06/25	Marked	No	Unisource Energy Services	02/07/25	\$2,190.83
756747826	01/06/25	Marked	No	United Disposal, Inc	02/07/25	\$264.00
756747827	01/06/25	Marked	No	The University of Arizona	02/07/25	\$1,380.00
756747828	01/06/25	Marked	No	Wex Bank	02/07/25	\$17,222.07
756747829	01/06/25	Marked	No	Yavapai Fleet Yavapai Machine	02/07/25	\$24.56
756747830	01/06/25	Marked	No	YORK CHRYSLER DODGE JEEP RAM	02/07/25	\$340.49
756747831	01/02/25	Marked	No	Lamb Chevrolet	02/07/25	\$166.80
756747832	01/02/25	Marked	No	xByte Technologies, Inc	02/07/25	\$25,350.93
756747833	01/13/25	Marked	No	American Express, Inc.	02/07/25	\$46,804.76
756747842	01/13/25	Marked	No	American Hose LLC	02/07/25	\$95.53
756747843	01/13/25	Marked	No	Arizona PPE Recon, Inc	02/07/25	\$2,053.79
756747844	01/13/25	Retrieved	No	Balanced Heating & Air		\$125.00
756747845	01/13/25	Marked	No	Bennett Oil	02/07/25	\$2,519.91
756747846	01/13/25	Marked	No	Morgan, Bobby	02/07/25	\$710.02
756747847	01/13/25	Marked	No	Bound Tree Medical LLC	02/07/25	\$7,156.44
756747848	01/13/25	Marked	No	B & W Fire Security Systems	02/07/25	\$627.94
756747849	01/13/25	Marked	No	Sparklight	02/07/25	\$118.93
756747850	01/13/25	Marked	No	CSTOR	02/07/25	\$4,543.56
756747851	01/13/25	Marked	No	L.N. Curtis & Sons	02/07/25	\$436.11
756747852	01/13/25	Marked	No	DES- Unemployment Tax	02/07/25	\$60.70

Bank Reconciliation Register

Document Number	Date	BR Status	Void?	Description	Date Cleared	Amount
-----------------	------	-----------	-------	-------------	--------------	--------

**MODULE: CHECKS FROM ACCOUNTS PAYABLE**

**BANK CONTROL ID: CAFMA - GENERAL FUND**

(CONTINUED)

756747853	01/13/25	Marked	No	Dish Network	02/07/25	\$150.12
756747854	01/13/25	Marked	No	ERP ADVISORS GROUP	02/07/25	\$2,511.25
756747855	01/13/25	Marked	No	FACTORY MOTOR PARTS	02/07/25	\$73.63
756747856	01/13/25	Marked	No	Freightliner of AZ, LLC	02/07/25	\$437.53
756747857	01/13/25	Marked	No	Michael M. Golightly & Assoc	02/07/25	\$1,326.66
756747858	01/13/25	Marked	No	Highway Products, INC	02/07/25	\$27,660.80
756747859	01/13/25	Marked	No	ImageTrend	02/07/25	\$25,533.01
756747860	01/13/25	Marked	No	Manzanita Landscaping, Inc	02/07/25	\$1,357.18
756747861	01/13/25	Marked	No	NAPA Auto Parts	02/07/25	\$887.57
756747863	01/13/25	Marked	No	NFP Property and Casualty	02/07/25	\$48,886.00
756747864	01/13/25	Marked	No	Pacific Office Automation	02/07/25	\$3,177.54
756747865	01/13/25	Marked	No	Prescott Steel & Welding	02/07/25	\$25.06
756747866	01/13/25	Marked	No	Republic EVS	02/07/25	\$302.37
756747867	01/13/25	Marked	No	The Counseling Office of	02/07/25	\$2,560.00
756747868	01/13/25	Marked	No	RWC Group	02/07/25	\$807.80
756747869	01/13/25	Marked	No	The Hike Shack	02/07/25	\$165.78
756747870	01/13/25	Marked	No	Town of Prescott Valley	02/07/25	\$155.48
756747871	01/13/25	Marked	No	Turbo & Electric Sales & Srvc	02/07/25	\$1,668.72
756747872	01/13/25	Marked	No	Unisource Energy Services	02/07/25	\$278.18
756747873	01/13/25	Marked	No	Verizon Wireless	02/07/25	\$5,309.53
756747874	01/13/25	Marked	No	Yavapai Co Comm. College Distr	02/07/25	\$23,352.00
756747875	01/16/25	Retrieved	No	Action Graphics		\$2,287.17
756747876	01/16/25	Marked	No	APS	02/07/25	\$16,497.83
756747878	01/16/25	Marked	No	Bianchi and Brandt	02/07/25	\$127.50
756747879	01/16/25	Marked	No	Bound Tree Medical LLC	02/07/25	\$8,175.68
756747881	01/16/25	Marked	No	B & W Fire Security Systems	02/07/25	\$255.63
756747882	01/16/25	Marked	No	Sparklight	02/07/25	\$1,043.78
756747883	01/16/25	Marked	No	Chase Bank	02/07/25	\$939,807.50
756747885	01/16/25	Marked	No	Chase Card Services	02/07/25	\$14,452.24
756747890	01/16/25	Marked	No	Law Off. of Nicolas Cornelius	02/07/25	\$15,980.00
756747891	01/16/25	Marked	No	L.N. Curtis & Sons	02/07/25	\$5,961.80
756747892	01/16/25	Marked	No	Freightliner of AZ, LLC	02/07/25	\$190.45
756747893	01/16/25	Marked	No	W.W. Grainger, Inc	02/07/25	\$125.62
756747894	01/16/25	Marked	No	GRANITE TELECOMMUNICATIONS LLC	02/07/25	\$1,130.20
756747895	01/16/25	Marked	No	JORY INGRAO	02/07/25	\$150.00
756747896	01/16/25	Marked	No	KAIROS Health Arizona, Inc	02/07/25	\$222,557.72
756747897	01/16/25	Marked	No	Mercury Medical Inc	02/07/25	\$1,043.08
756747898	01/16/25	Retrieved	No	Neumann High Country Doors		\$13,385.83
756747899	01/16/25	Marked	No	Prescott Steel & Welding	02/07/25	\$62.07
756747900	01/16/25	Marked	No	S&A EXCAVATION LLC	02/07/25	\$810.65
756747901	01/16/25	Marked	No	Securis Insurance Pool, Inc	02/07/25	\$280,368.25
756747902	01/16/25	Marked	No	Besonson Tools LLC	02/07/25	\$11.05
756747903	01/16/25	Marked	No	Stryker Sales, LLC	02/07/25	\$1,244.60
756747904	01/16/25	Marked	No	Teleflex Funding LLC	02/07/25	\$2,606.13
756747905	01/16/25	Marked	No	Tessco, Inc	02/07/25	\$137.20
756747906	01/16/25	Marked	No	Town of Prescott Valley	02/07/25	\$1,448.52
756747907	01/16/25	Marked	No	Unisource Energy Services	02/07/25	\$93.26

**SUB TOTAL FOR BANK: \$3,379,438.64**

**TOTAL FOR MODULE: \$3,379,438.64**

**MODULE: DEPOSITS FROM ACCOUNTS RECEIVABLE**

**BANK CONTROL ID: CAFMA - GENERAL FUND**

4780	01/09/25	Marked	No	Deposit	02/07/25	\$7,183.44
4781	01/09/25	Marked	No	Deposit	02/07/25	\$11,360.43
4782	01/09/25	Marked	No	Deposit	02/07/25	\$1,749.16
4786	01/20/25	Marked	No	Deposit	02/07/25	\$9,664.03
4787	01/20/25	Marked	No	Deposit	02/07/25	\$88,973.99
4788	01/20/25	Marked	No	Deposit	02/07/25	\$175.00
4789	01/23/25	Marked	No	Deposit	02/07/25	\$16,598.54
4791	01/31/25	Marked	No	Deposit	02/07/25	\$239.76

Bank Reconciliation Register

Document Number	Date	BR Status	Void?	Description	Date Cleared	Amount
-----------------	------	-----------	-------	-------------	--------------	--------

**MODULE: DEPOSITS FROM ACCOUNTS RECEIVABLE**

<b>BANK CONTROL ID: CAFMA - GENERAL FUND</b>						<b>(CONTINUED)</b>
4792	01/31/25	Marked	No	Deposit	02/07/25	\$20,913.67
4793	01/31/25	Marked	No	Deposit	02/07/25	\$488.00
<b>SUB TOTAL FOR BANK:</b>						<b>\$157,346.02</b>
<b>TOTAL FOR MODULE:</b>						<b>\$157,346.02</b>

**MODULE: JOURNAL ENTRIES FROM GENERAL LEDGER**

<b>BANK CONTROL ID: CAFMA - GENERAL FUND</b>						
Cash With Yav Cty	01/31/25	Marked	No	12.2024 YCT Error CK Ending 35	02/07/25	\$120,000.00
Cash With Yav Cty	01/31/25	Marked	No	Credit Card Transfer to CAFMA	02/07/25	\$1,000.00
Cash With Yav Cty	01/31/25	Marked	No	Fire Authority Funding	02/07/25	\$3,589,186.43
Cash With Yav Cty	01/31/25	Marked	No	CC Transfer to General Fund	02/07/25	\$25,000.00
Cash With Yav Cty	01/31/25	Marked	No	CC Transfer To General Fund	02/07/25	\$50,000.00
Cash With Yav Cty	01/31/25	Marked	No	GF Interest Revenue January 20	02/07/25	\$74,450.65
<b>SUB TOTAL FOR BANK:</b>						<b>\$3,859,637.08</b>
<b>TOTAL FOR MODULE:</b>						<b>\$3,859,637.08</b>

**CAFMA-Central Arizona Fire and Medical**

BR Adjustments Report  
For the Bank Statement ending:

<u>Date</u>	<u>Document</u>	<u>Description</u>	<u>GL Account</u>	<u>Offset Amt</u>	<u>Adj. Amt</u>
-------------	-----------------	--------------------	-------------------	-------------------	-----------------

**DOCUMENT:**

**ADJUSTMENT DOCUMENT " TOTAL:**

**TOTAL FOR ALL ADJUSTMENTS:**

**CAFMA-Central Arizona Fire and Medical**  
Income Statement  
(Original Budget to Actual Comparison)  
For the period of 1/1/2025 Through 1/31/2025

Account	Current Period				Year To Date				
	Actual	Budget	Variance	%	Actual	Budget	Variance	%	
<b>Revenues</b>									
CVFD Funding Requirement	1031000000	\$606,653.56	\$0.00	\$606,653.56	0.0%	\$10,235,548.94	\$6,529,519.00	\$3,706,029.94	56.8%
CYFD Funding Requirement	1032000000	2,982,532.87	0.00	2,982,532.87	0.0	45,278,843.60	29,493,266.00	15,785,577.60	53.5
Fire Protection Contracts	10400100000	6,294.23	0.00	6,294.23	0.0	291,502.34	180,000.00	111,502.34	61.9
Fair Market Value Adj - 115 Trust	10410100000	0.00	0.00	0.00	0.0	764,929.21	0.00	764,929.21	0.0
Restitution Receivable	10420000000	0.00	0.00	0.00	0.0	(39,345.00)	0.00	(39,345.00)	0.0
Outside Agency Work-Vehicle Maint	10430000000	0.00	0.00	0.00	0.0	42,650.01	40,000.00	2,650.01	6.6
Construction Permits	10440000000	125.00	0.00	125.00	0.0	269,113.86	100,000.00	169,113.86	169.1
Operational Permits	10442500000	0.00	0.00	0.00	0.0	6,891.35	10,000.00	(3,108.65)	(31.1)
Special Events	10443000000	312.00	0.00	312.00	0.0	16,164.00	2,680.00	13,484.00	503.1
State of AZ/Off-District Fires	10480000000	86,041.45	0.00	86,041.45	0.0	2,810,589.68	50,000.00	2,760,589.68	5521.2
Interest Income-General Fund	10490000000	74,450.65	0.00	74,450.65	0.0	533,632.50	250,000.00	283,632.50	113.5
Interest Income-Cap Rsv Fund	10490100000	47,414.73	0.00	47,414.73	0.0	546,520.23	0.00	546,520.23	0.0
Misc. Revenues	10510000000	1,058.64	0.00	1,058.64	0.0	1,737,095.91	0.00	1,737,095.91	0.0
Ambulance Revenue	10511000000	0.00	0.00	0.00	0.0	48,389.54	2,290,000.00	(2,241,610.46)	(97.9)
Cancer Insurance Premium	10511500000	(5,333.00)	0.00	(5,333.00)	0.0	(167.00)	0.00	(167.00)	0.0
Records Request Revenue	10512000000	0.00	0.00	0.00	0.0	710.00	0.00	710.00	0.0
PAWUIC/ Defensible Space Reimbursements	10512531000	0.00	0.00	0.00	0.0	0.00	24,000.00	(24,000.00)	(100.0)
Tech Services Contracting Revenue	10514041000	20,683.22	0.00	20,683.22	0.0	427,992.15	300,800.00	127,192.15	42.3
Supplies for Outside Agency Work	10514141000	0.00	0.00	0.00	0.0	0.00	10,000.00	(10,000.00)	(100.0)
Smart & Safe Prop 207 Revenue	10530000000	0.00	0.00	0.00	0.0	550,833.14	400,000.00	150,833.14	37.7
Rebates/Refunds	10535000000	0.00	0.00	0.00	0.0	12,970.35	0.00	12,970.35	0.0
Donations	10540000000	488.00	0.00	488.00	0.0	2,340.29	500.00	1,840.29	368.1
Grants-FEMA- SAFER	10543000000	0.00	0.00	0.00	0.0	69,631.37	1,858,000.00	(1,788,368.63)	(96.3)
Misc. Prevention	10560000000	0.00	0.00	0.00	0.0	1,320.00	2,100.00	(780.00)	(37.1)
Warehouse Purchasing Group	10570000000	22,593.83	0.00	22,593.83	0.0	227,805.30	180,000.00	47,805.30	26.6
61 Lease Revenue	10585500000	3,085.80	0.00	3,085.80	0.0	54,925.80	37,030.00	17,895.80	48.3
CARTA Classes	10590000000	450.00	0.00	450.00	0.0	22,163.25	10,000.00	12,163.25	121.6
CPR/EMS classes	10590500000	50.00	0.00	50.00	0.0	7,160.64	10,000.00	(2,839.36)	(28.4)
Restitution Recovery	10595000000	0.00	0.00	0.00	0.0	39,930.81	0.00	39,930.81	0.0
<b>Net Revenues</b>		<b>\$3,846,900.98</b>	<b>\$0.00</b>	<b>\$3,846,900.98</b>	<b>0.0 %</b>	<b>\$63,960,142.27</b>	<b>\$41,777,895.00</b>	<b>\$22,182,247.27</b>	<b>53.1 %</b>
<b>Personnel Expenses</b>									
aries/Admin	10610010000	\$289,670.77	\$0.00	\$(289,670.77)	0.0%	\$1,941,504.22	\$1,253,277.00	\$(688,227.22)	(54.9)%
aries/Prevention	10610020000	35,163.62	0.00	(35,163.62)	0.0	614,493.91	451,964.00	(162,529.91)	(36.0)
aries/Operations	10610030000	941,814.76	0.00	(941,814.76)	0.0	16,410,457.25	12,230,991.00	(4,179,466.25)	(34.2)
aries/Training	10610035000	39,607.42	0.00	(39,607.42)	0.0	555,188.14	554,661.00	(527.14)	(0.1)
aries/Communications	10610041000	55,918.40	0.00	(55,918.40)	0.0	871,324.37	716,731.00	(154,593.37)	(21.6)
aries/Facilities Maintenance	10610043000	17,362.40	0.00	(17,362.40)	0.0	261,903.21	230,409.00	(31,494.21)	(13.7)



**CAFMA-Central Arizona Fire and Medical**  
Income Statement  
(Original Budget to Actual Comparison)  
For the period of 1/1/2025 Through 1/31/2025

	Account	Current Period				Year To Date			
		Actual	Budget	Variance	%	Actual	Budget	Variance	%
Salaries/Fleet Maint	10610048000	33,753.60	0.00	(33,753.60)	0.0	633,905.88	438,060.00	(195,845.88)	(44.7)
Salaries/Warehouse	10610049000	15,564.80	0.00	(15,564.80)	0.0	293,467.61	244,757.00	(48,710.61)	(19.9)
Salaries - Ambulance	10610050000	0.00	0.00	0.00	0.0	0.00	971,839.00	971,839.00	100.0
Salaries/Community Relations	10610060000	10,993.60	0.00	(10,993.60)	0.0	114,264.47	152,685.00	38,420.53	25.2
CEO/ Fire Chief	10610110000	201,783.00	0.00	(201,783.00)	0.0	456,661.68	195,005.00	(261,656.68)	(134.2)
Spec Det/Assist Admin Oral Boards	10610310100	0.00	0.00	0.00	0.0	280.00	0.00	(280.00)	0.0
Special Detail/Fire Pals	10610320400	0.00	0.00	0.00	0.0	10,090.00	12,600.00	2,510.00	19.9
Special Detail/ Babysitting Classes	10610320402	0.00	0.00	0.00	0.0	0.00	250.00	250.00	100.0
Special Detail/Prev/Spec Ev Assign Pay	10610320403	0.00	0.00	0.00	0.0	160.00	2,000.00	1,840.00	92.0
Special Detail/ Fire Investigator Trainee	10610320404	0.00	0.00	0.00	0.0	0.00	3,000.00	3,000.00	100.0
Spec Det/Ops CPR Prgrm Int/Ext	10610330425	300.00	0.00	(300.00)	0.0	7,800.00	8,000.00	200.00	2.5
Telestaff Maintenance	10610330426	0.00	0.00	0.00	0.0	0.00	2,000.00	2,000.00	100.0
Spec Det/Ops CISD Program Shift Peers	10610330435	0.00	0.00	0.00	0.0	0.00	500.00	500.00	100.0
Spec Det/Ops/Tower Work	10610330439	0.00	0.00	0.00	0.0	1,040.00	2,000.00	960.00	48.0
Spec Det/Ops Haz Mat Program	10610330440	0.00	0.00	0.00	0.0	1,060.00	625.00	(435.00)	(69.6)
Spec Det/Ops Hose Program	10610330441	0.00	0.00	0.00	0.0	0.00	500.00	500.00	100.0
Spec Det/Ops SCBA Program	10610330442	0.00	0.00	0.00	0.0	160.00	6,500.00	6,340.00	97.5
Spec Det/Ops Recruit Academy	10610330447	1,040.00	0.00	(1,040.00)	0.0	98,280.00	44,000.00	(54,280.00)	(123.4)
Spec Det/Ops Promo Testing	10610330449	200.00	0.00	(200.00)	0.0	14,830.00	8,250.00	(6,580.00)	(79.8)
Spec Det/ Ops Misc.	10610330452	240.00	0.00	(240.00)	0.0	25,050.00	8,000.00	(17,050.00)	(213.1)
Spec Duty Training	10610335476	0.00	0.00	0.00	0.0	0.00	2,600.00	2,600.00	100.0
Spec Det/Trng Instr CARTA	10610335479	50.00	0.00	(50.00)	0.0	16,690.00	5,000.00	(11,690.00)	(233.8)
Spec Det/ In House EMS Training	10610335482	0.00	0.00	0.00	0.0	8,850.00	15,000.00	6,150.00	41.0
Spec Det/Tower Rescue/Instructor	10610335483	0.00	0.00	0.00	0.0	0.00	1,000.00	1,000.00	100.0
Spec Det / Facilities Misc	10610343000	0.00	0.00	0.00	0.0	1,060.00	0.00	(1,060.00)	0.0
Spec Det/ Warehouse	10610349451	0.00	0.00	0.00	0.0	0.00	5,600.00	5,600.00	100.0
Special Detail - Ambulance	10610350000	0.00	0.00	0.00	0.0	0.00	3,000.00	3,000.00	100.0
Acting Pay - Administration	10610410000	0.00	0.00	0.00	0.0	767.25	0.00	(767.25)	0.0
Acting Pay - Prevention	10610420000	0.00	0.00	0.00	0.0	0.00	500.00	500.00	100.0
Acting Pay - Ops	10610430000	3,420.25	0.00	(3,420.25)	0.0	76,163.61	52,560.00	(23,603.61)	(44.9)
Acting Pay - CARTA	10610435000	0.00	0.00	0.00	0.0	1.43	0.00	(1.43)	0.0
Acting Pay - Tech Services	10610441000	0.00	0.00	0.00	0.0	120.00	0.00	(120.00)	0.0
Acting Pay - Fleet Maintenance	10610448000	20.00	0.00	(20.00)	0.0	400.00	400.00	0.00	0.0
Acting Pay - Warehouse	10610449000	10.00	0.00	(10.00)	0.0	262.50	0.00	(262.50)	0.0
Acting Pay - Supervisory Assignment - Ambulance	10610450000	0.00	0.00	0.00	0.0	0.00	1,000.00	1,000.00	100.0
Acting Pay - Sick Leave Buy Back	10610530000	0.00	0.00	0.00	0.0	119,010.47	200,000.00	80,989.53	40.5
Acting Pay - Salaries/Admin	10611010000	0.00	0.00	0.00	0.0	18,485.39	9,000.00	(9,485.39)	(105.4)
Acting Pay - Salaries/ Prevention	10611020000	0.00	0.00	0.00	0.0	15,985.19	15,000.00	(985.19)	(6.6)
Acting Pay - Call O.T./Operations	10611030000	1,329.84	0.00	(1,329.84)	0.0	35,142.02	30,000.00	(5,142.02)	(17.1)

**CAFMA-Central Arizona Fire and Medical**  
Income Statement  
(Original Budget to Actual Comparison)  
For the period of 1/1/2025 Through 1/31/2025

	Account	Current Period				Year To Date			
		Actual	Budget	Variance	%	Actual	Budget	Variance	%
SWAT Response / Coverage	10611030250	(810.40)	0.00	810.40	0.0	(5,696.04)	9,000.00	14,696.04	163.3
O.T. Salaries/CARTA	10611035000	0.00	0.00	0.00	0.0	15,589.60	2,828.00	(12,761.60)	(451.3)
O.T. Salaries/Tech Sevices	10611041000	230.63	0.00	(230.63)	0.0	62,661.65	25,000.00	(37,661.65)	(150.6)
O.T. Salaries/Comm-Outside Agency	10611041561	0.00	0.00	0.00	0.0	(4,582.23)	0.00	4,582.23	0.0
O.T. Salaries/Facilities Maintenance	10611043000	0.00	0.00	0.00	0.0	249.26	5,000.00	4,750.74	95.0
O.T. Salaries/ Fleet Maintenance	10611048000	2,731.87	0.00	(2,731.87)	0.0	28,710.72	23,000.00	(5,710.72)	(24.8)
O.T. Salaries/Warehouse	10611049000	842.21	0.00	(842.21)	0.0	12,046.68	10,000.00	(2,046.68)	(20.5)
Overtime - Ambulance	10611050000	0.00	0.00	0.00	0.0	746,435.09	48,592.00	(697,843.09)	(1436.1)
Overtime/Community Relations	10611060000	0.00	0.00	0.00	0.0	1,534.59	5,000.00	3,465.41	69.3
FLSA Pay	10611130000	64,594.98	0.00	(64,594.98)	0.0	1,085,943.87	998,869.00	(87,074.87)	(8.7)
Shift O.T./Operations	10611230000	0.00	0.00	0.00	0.0	4,257.30	0.00	(4,257.30)	0.0
Shift OT Sal/Ops/Rte Shft Cov(AD,SL,FMLA	10611230200	127,190.20	0.00	(127,190.20)	0.0	1,429,947.47	621,550.00	(808,397.47)	(130.1)
Off District Wildland Fires	10611431000	0.00	0.00	0.00	0.0	1,094,494.20	50,000.00	(1,044,494.20)	(2089.0)
Off District Coverage	10611431100	12,683.90	0.00	(12,683.90)	0.0	531,210.15	0.00	(531,210.15)	0.0
Training Captain OT	10611535300	2,935.78	0.00	(2,935.78)	0.0	63,611.83	35,200.00	(28,411.83)	(80.7)
Trng Cov/Special Duty Pay	10611535304	0.00	0.00	0.00	0.0	0.00	4,950.00	4,950.00	100.0
Trng Cov/EVOC Driver Training Inst Pay	10611535307	0.00	0.00	0.00	0.0	1,901.23	2,500.00	598.77	24.0
Trng Cov/Swift Water Training Officers	10611535380	0.00	0.00	0.00	0.0	0.00	2,500.00	2,500.00	100.0
Trng Cov/OT Eng Co Trng Coverage	10611835330	0.00	0.00	0.00	0.0	5,765.18	20,000.00	14,234.82	71.2
Trng Cov/ OT Special Ops Training	10611835336	0.00	0.00	0.00	0.0	0.00	3,000.00	3,000.00	100.0
Trng Cov/Paramedic Upgrade Training	10611835337	0.00	0.00	0.00	0.0	0.00	24,000.00	24,000.00	100.0
Trng Cov/ OT TRT/ HAZ MAT Training	10611835338	0.00	0.00	0.00	0.0	0.00	12,000.00	12,000.00	100.0
ASRS Retirement/Admin	10612910000	9,680.68	0.00	(9,680.68)	0.0	205,011.05	118,910.00	(86,101.05)	(72.4)
ASRS Retirement/Prevention	10612920000	3,183.18	0.00	(3,183.18)	0.0	32,605.08	44,312.00	11,706.92	26.4
ASRS Retirement/Training	10612935000	0.00	0.00	0.00	0.0	4,311.06	7,101.00	2,789.94	39.3
ASRS Retirement/Tech Services	10612941000	6,447.17	0.00	(6,447.17)	0.0	119,949.63	91,010.00	(28,939.63)	(31.8)
ASRS Retirement/Facilities Maintenance	10612943000	2,229.24	0.00	(2,229.24)	0.0	33,976.80	28,885.00	(5,091.80)	(17.6)
ASRS Retirement/Fleet Maint	10612948000	2,663.64	0.00	(2,663.64)	0.0	47,069.89	40,733.00	(6,336.89)	(15.6)
ASRS Retirement/Warehouse	10612949000	2,109.74	0.00	(2,109.74)	0.0	39,391.53	31,946.00	(7,445.53)	(23.3)
ASRS Retirement - Ambulance	10612950000	0.00	0.00	0.00	0.0	0.00	7,758.00	7,758.00	100.0
ASRS Retirement/Comm Relations	10612960000	1,393.58	0.00	(1,393.58)	0.0	14,094.02	19,348.00	5,253.98	27.2
PSPRS/Admin	10613010000	6,251.72	0.00	(6,251.72)	0.0	111,616.75	81,823.00	(29,793.75)	(36.4)
PSPRS/Prevention	10613020000	2,673.98	0.00	(2,673.98)	0.0	14,806.89	34,658.00	19,851.11	57.3
PRS Operations	10613030000	211,412.95	0.00	(211,412.95)	0.0	3,528,656.45	3,116,018.00	(412,638.45)	(13.2)
PRS/ CARTA	10613035000	9,108.03	0.00	(9,108.03)	0.0	124,017.95	102,317.00	(21,700.95)	(21.2)
PRS/ Tech Services	10613041000	1,703.54	0.00	(1,703.54)	0.0	10,776.23	0.00	(10,776.23)	0.0
PRS/ Fleet Maint	10613048000	3,114.16	0.00	(3,114.16)	0.0	52,183.60	36,240.00	(15,943.60)	(44.0)
PRS/COP Principle	10613130000	0.00	0.00	0.00	0.0	2,800,000.00	0.00	(2,800,000.00)	0.0
PRS/COP - Interest	10613130001	0.00	0.00	0.00	0.0	1,761,936.75	3,984,098.00	2,222,161.25	55.8

**CAFMA-Central Arizona Fire and Medical**  
Income Statement  
(Original Budget to Actual Comparison)  
For the period of 1/1/2025 Through 1/31/2025

	Account	Current Period				Year To Date			
		Actual	Budget	Variance	%	Actual	Budget	Variance	%
401A/Admin	10613210000	0.00	0.00	0.00	0.0	0.00	14,333.00	14,333.00	100.0
401A Retirement / Ops	10613230000	32,238.52	0.00	(32,238.52)	0.0	670,729.96	313,016.00	(357,713.96)	(114.3)
401A / Training	10613235000	914.54	0.00	(914.54)	0.0	6,967.66	0.00	(6,967.66)	0.0
401A/ Fire Chief	10613310000	0.00	0.00	0.00	0.0	31,746.61	38,260.00	6,513.39	17.0
Worker's Comp Insurance/Admin	10615010000	0.00	0.00	0.00	0.0	14.00	43,951.00	43,937.00	100.0
Worker's Comp/Prevention	10615020000	0.00	0.00	0.00	0.0	0.00	36,564.00	36,564.00	100.0
Worker's Comp / Ops	10615030000	280,368.25	0.00	(280,368.25)	0.0	2,131,536.75	1,143,198.00	(988,338.75)	(86.5)
Worker's Comp/Training	10615035000	0.00	0.00	0.00	0.0	0.00	45,101.00	45,101.00	100.0
Worker's Comp/Comm	10615041000	0.00	0.00	0.00	0.0	(9,365.00)	60,006.00	69,371.00	115.6
Worker's Comp/Facilities	10615043000	0.00	0.00	0.00	0.0	4,948.00	19,045.00	14,097.00	74.0
Worker's Comp/Maint	10615048000	0.00	0.00	0.00	0.0	(285.00)	37,332.00	37,617.00	100.8
Worker's Comp/Warehouse	10615049000	0.00	0.00	0.00	0.0	5,681.00	21,063.00	15,382.00	73.0
Workers Comp Insurance - Ambulance	10615050000	0.00	0.00	0.00	0.0	0.00	88,304.00	88,304.00	100.0
WorkComplns/Comm Relations	10615060000	0.00	0.00	0.00	0.0	0.00	725.00	725.00	100.0
Worker's Comp/Volunteers	10615110000	0.00	0.00	0.00	0.0	0.00	8.00	8.00	100.0
Worker's Comp Wages Reimbursement	10616500000	4,230.84	0.00	(4,230.84)	0.0	1,322.47	0.00	(1,322.47)	0.0
Unemployment Insurance/Admin	10617010000	137.84	0.00	(137.84)	0.0	233.62	1,667.00	1,433.38	86.0
Unemployment/Prevention	10617020000	50.93	0.00	(50.93)	0.0	63.07	569.00	505.93	88.9
Unemployment Insurance/Ops	10617030000	1,453.46	0.00	(1,453.46)	0.0	2,122.39	0.00	(2,122.39)	0.0
Unemployment/Reserves	10617032000	0.00	0.00	0.00	0.0	0.00	11,471.00	11,471.00	100.0
Unemployment / Training	10617035000	43.63	0.00	(43.63)	0.0	56.31	284.00	227.69	80.2
Unemployment/Communications	10617041000	78.14	0.00	(78.14)	0.0	110.14	719.00	608.86	84.7
Unemployment/Facilities	10617043000	26.78	0.00	(26.78)	0.0	38.80	189.00	150.20	79.5
Unemployment/Maint	10617048000	41.65	0.00	(41.65)	0.0	57.62	473.00	415.38	87.8
Unemployment/Warehouse	10617049000	26.72	0.00	(26.72)	0.0	38.71	359.00	320.29	89.2
Unemployment Insurance - Ambulance	10617050000	0.00	0.00	0.00	0.0	0.00	3,180.00	3,180.00	100.0
Unemployment Ins/Comm Relations	10617060000	17.42	0.00	(17.42)	0.0	25.41	189.00	163.59	86.6
401A-ASRS/Admin	10618010000	4,719.64	0.00	(4,719.64)	0.0	98,530.76	60,085.00	(38,445.76)	(64.0)
401A-ASRS/Prevention	10618020000	1,341.60	0.00	(1,341.60)	0.0	14,655.84	21,142.00	6,486.16	30.7
401A-ASRS/Training	10618035000	0.00	0.00	0.00	0.0	2,162.66	3,764.00	1,601.34	42.5
401A-ASRS/Communication	10618041000	3,103.48	0.00	(3,103.48)	0.0	57,392.77	46,287.00	(11,105.77)	(24.0)
401A-ASRS/Facilities Maint	10618043000	1,076.47	0.00	(1,076.47)	0.0	16,237.92	14,595.00	(1,642.92)	(11.3)
401A-ASRS/ Maint	10618048000	1,267.35	0.00	(1,267.35)	0.0	22,373.24	19,869.00	(2,504.24)	(12.6)
IA-ASRS/ Warehouse	10618049000	1,036.46	0.00	(1,036.46)	0.0	19,308.49	16,142.00	(3,166.49)	(19.6)
IA-ASRS - Ambulance	10618050000	0.00	0.00	0.00	0.0	0.00	62,684.00	62,684.00	100.0
IA ASRS (FICA)/Comm Relations	10618060000	681.60	0.00	(681.60)	0.0	6,750.29	9,776.00	3,025.71	31.0
dicare / Admin	10618110000	7,181.25	0.00	(7,181.25)	0.0	39,622.10	21,131.00	(18,491.10)	(87.5)
dicare Exp/Prevention	10618120000	491.24	0.00	(491.24)	0.0	4,366.69	6,553.00	2,186.31	33.4
dicare / OPS	10618130000	16,571.08	0.00	(16,571.08)	0.0	311,290.64	207,800.00	(103,490.64)	(49.8)

**CAFMA-Central Arizona Fire and Medical**  
Income Statement  
(Original Budget to Actual Comparison)  
For the period of 1/1/2025 Through 1/31/2025

	Account	Current Period				Year To Date			
		Actual	Budget	Variance	%	Actual	Budget	Variance	%
Medicare Exp/CARTA	10618135000	594.36	0.00	(594.36)	0.0	8,305.64	8,084.00	(221.64)	(2.7)
Medicare Exp/Communications	10618141000	797.92	0.00	(797.92)	0.0	13,707.76	10,855.00	(2,852.76)	(26.3)
Medicare Exp/Facilities Maintenance	10618143000	248.09	0.00	(248.09)	0.0	3,733.74	3,413.00	(320.74)	(9.4)
Medicare Exp/Maint	10618148000	454.53	0.00	(454.53)	0.0	8,239.94	6,691.00	(1,548.94)	(23.1)
Medicare Exp/Warehouse	10618149000	241.27	0.00	(241.27)	0.0	4,496.18	3,775.00	(721.18)	(19.1)
Medicare Tax - Ambulance	10618150000	0.00	0.00	0.00	0.0	0.00	15,827.00	15,827.00	100.0
Medicare Tax/Comm Relations	10618160000	157.98	0.00	(157.98)	0.0	1,555.22	2,286.00	730.78	32.0
Post Employment Health Plan	10618530000	29,350.68	0.00	(29,350.68)	0.0	543,812.76	369,877.00	(173,935.76)	(47.0)
Medical Insurance./Admin	10619010000	14,743.83	0.00	(14,743.83)	0.0	259,434.43	181,296.00	(78,138.43)	(43.1)
Medical Insurance/Prevention	10619020000	4,307.95	0.00	(4,307.95)	0.0	74,802.89	56,655.00	(18,147.89)	(32.0)
Medical Insurance/OPS	10619030000	122,645.27	0.00	(122,645.27)	0.0	2,073,615.31	1,382,382.00	(691,233.31)	(50.0)
Medical Insurance/Training	10619035000	2,857.01	0.00	(2,857.01)	0.0	49,291.92	56,655.00	7,363.08	13.0
Medical Insurance/Comm	10619041000	6,491.80	0.00	(6,491.80)	0.0	97,286.73	0.00	(97,286.73)	0.0
Medical Insurance/Facilities	10619043000	2,595.17	0.00	(2,595.17)	0.0	35,855.34	22,662.00	(13,193.34)	(58.2)
Medical Insurance/Maint	10619048000	4,281.63	0.00	(4,281.63)	0.0	77,860.42	56,655.00	(21,205.42)	(37.4)
Medical Insurance/Warehouse	10619049000	2,568.85	0.00	(2,568.85)	0.0	46,544.86	33,993.00	(12,551.86)	(36.9)
Health Insurance - Ambulance	10619050000	0.00	0.00	0.00	0.0	0.00	147,303.00	147,303.00	100.0
Health Insurance/Comm Relations	10619060000	487.00	0.00	(487.00)	0.0	4,329.00	11,331.00	7,002.00	61.8
Medical Insurance Assistance/OPS	10619130000	72,805.72	0.00	(72,805.72)	0.0	1,272,665.52	727,600.00	(545,065.52)	(74.9)
Ground/Aerial Ladder Test/Mtc	10626049000	0.00	0.00	0.00	0.0	0.00	10,500.00	10,500.00	100.0
<b>Total Personnel Expenses</b>		<b>\$2,743,341.19</b>	<b>\$0.00</b>	<b>\$(2,743,341.19)</b>	<b>0.0 %</b>	<b>\$44,593,614.41</b>	<b>\$33,005,084.00</b>	<b>\$(11,588,530.41)</b>	<b>(35.1)%</b>
<b>Supply Expenses</b>									
Office Supplies / Admin	10620010000	\$0.00	\$0.00	\$0.00	0.0%	\$(159.42)	\$500.00	\$659.42	131.9%
Office Supplies / Tech Services	10620041000	346.57	0.00	(346.57)	0.0	1,402.73	500.00	(902.73)	(180.5)
Office Supplies	10620049000	255.27	0.00	(255.27)	0.0	18,609.61	12,500.00	(6,109.61)	(48.9)
Supplies - Ambulance	10620050000	0.00	0.00	0.00	0.0	0.00	1,000.00	1,000.00	100.0
Computer Supplies & Software / Training	10620135000	0.00	0.00	0.00	0.0	21,794.40	20,000.00	(1,794.40)	(9.0)
Computer Supplies & Equipment / Communic	10620141000	35,521.51	0.00	(35,521.51)	0.0	686,177.60	453,937.00	(232,240.60)	(51.2)
In House Dupl & Prtg	10620510000	1,660.63	0.00	(1,660.63)	0.0	17,986.56	15,000.00	(2,986.56)	(19.9)
In House Dupl & Prtg/ Warehouse	10620549000	1,516.91	0.00	(1,516.91)	0.0	18,936.31	17,250.00	(1,686.31)	(9.8)
In House Duplicating - Ambulance	10620550000	0.00	0.00	0.00	0.0	0.00	180.00	180.00	100.0
District Fire Corps Program	10621010000	0.00	0.00	0.00	0.0	22.00	500.00	478.00	95.6
istrict Mapping Program	10621141000	0.00	0.00	0.00	0.0	0.00	9,700.00	9,700.00	100.0
Medical Supplies	10621530000	10,888.22	0.00	(10,888.22)	0.0	314,363.91	200,000.00	(114,363.91)	(57.2)
Medical Supplies-Disposable-Ambulance	10621550000	0.00	0.00	0.00	0.0	0.00	67,457.00	67,457.00	100.0
R Supplies & Books	10621630000	673.64	0.00	(673.64)	0.0	6,268.24	10,000.00	3,731.76	37.3
Medical Equipment Replacement	10621730000	3,259.83	0.00	(3,259.83)	0.0	58,413.93	77,353.00	18,939.07	24.5
Fuel (Diesel & Gas)	10622048000	15,753.03	0.00	(15,753.03)	0.0	436,292.66	450,000.00	13,707.34	3.0

**CAFMA-Central Arizona Fire and Medical**  
Income Statement  
(Original Budget to Actual Comparison)  
For the period of 1/1/2025 Through 1/31/2025

	Account	Current Period				Year To Date			
		Actual	Budget	Variance	%	Actual	Budget	Variance	%
Fuel - Ambulance	10622050000	3,988.95	0.00	(3,988.95)	0.0	3,988.95	30,000.00	26,011.05	86.7
Oil & Lubr. (Routine)	10622148000	0.00	0.00	0.00	0.0	31,310.22	31,500.00	189.78	0.6
Vehicle Fluid Supplies - Ambulance	10622150000	0.00	0.00	0.00	0.0	878.41	2,000.00	1,121.59	56.1
Uniforms/Admin	10623010000	33.49	0.00	(33.49)	0.0	8,863.70	3,550.00	(5,313.70)	(149.7)
Uniforms/Prevention	10623020000	0.00	0.00	0.00	0.0	2,812.45	3,000.00	187.55	6.3
Uniforms/Operations	10623030000	26,145.39	0.00	(26,145.39)	0.0	171,413.60	129,450.00	(41,963.60)	(32.4)
Uniforms/Operations - Honor Guard	10623030540	0.00	0.00	0.00	0.0	7,969.02	4,000.00	(3,969.02)	(99.2)
Uniforms - Training	10623035000	0.00	0.00	0.00	0.0	1,756.01	2,100.00	343.99	16.4
Uniforms/Communications	10623041000	0.00	0.00	0.00	0.0	1,218.28	2,500.00	1,281.72	51.3
Uniforms-Facilities Maintenance	10623043000	0.00	0.00	0.00	0.0	392.96	1,000.00	607.04	60.7
Uniforms-Fleet Maintenance	10623048000	0.00	0.00	0.00	0.0	0.00	2,750.00	2,750.00	100.0
Uniforms/Warehouse	10623049000	0.00	0.00	0.00	0.0	2,083.84	1,750.00	(333.84)	(19.1)
Uniforms - Ambulance	10623050000	0.00	0.00	0.00	0.0	0.00	21,100.00	21,100.00	100.0
Uniforms/Community Relations	10623060000	0.00	0.00	0.00	0.0	22.75	600.00	577.25	96.2
Protective Clothing	10623130000	98,981.14	0.00	(98,981.14)	0.0	268,771.08	396,310.00	127,538.92	32.2
Station Boots	10623130100	165.78	0.00	(165.78)	0.0	519,278.43	21,300.00	(497,978.43)	(2337.9)
Library Reference Materials / Admin	10624010000	0.00	0.00	0.00	0.0	84.91	2,289.00	2,204.09	96.3
Operations Supplies/Routine	10624030000	0.00	0.00	0.00	0.0	377.08	20,050.00	19,672.92	98.1
Library Reference Materials/Tr Ctr	10624035000	0.00	0.00	0.00	0.0	289.23	7,200.00	6,910.77	96.0
Communications Supplies / Routine	10624041000	0.00	0.00	0.00	0.0	3,516.70	1,000.00	(2,516.70)	(251.7)
Facilities Maint Supplies/Routine	10624043000	0.00	0.00	0.00	0.0	0.00	530.00	530.00	100.0
Supplies/Community Relations	10624060000	89.61	0.00	(89.61)	0.0	11,560.96	17,500.00	5,939.04	33.9
Supplies/Prevention	10624220000	0.00	0.00	0.00	0.0	969.38	4,500.00	3,530.62	78.5
Supplies / Fleet Maintenance	10624248000	607.88	0.00	(607.88)	0.0	20,325.30	18,500.00	(1,825.30)	(9.9)
Supplies / Warehouse	10624249000	2,586.75	0.00	(2,586.75)	0.0	12,134.00	6,000.00	(6,134.00)	(102.2)
Library Reference Materials/Prevention	10624320000	0.00	0.00	0.00	0.0	0.00	2,960.00	2,960.00	100.0
Pub Ed/School Ed/Prevention	10624520000	0.00	0.00	0.00	0.0	16,396.82	9,665.00	(6,731.82)	(69.7)
Supplies-Warehouse Purchasing Group	10624549000	15,572.93	0.00	(15,572.93)	0.0	202,636.87	170,000.00	(32,636.87)	(19.2)
Urban Interface/Brush Removal	10624920000	0.00	0.00	0.00	0.0	0.00	5,000.00	5,000.00	100.0
Vehicle Maint (Routine)	10625048000	10,183.17	0.00	(10,183.17)	0.0	296,969.77	224,000.00	(72,969.77)	(32.6)
Vehicle Maintenance - Ambulance	10625050000	302.37	0.00	(302.37)	0.0	11,890.88	8,000.00	(3,890.88)	(48.6)
Vehicle Maint (Special Prjcts)	10625148000	0.00	0.00	0.00	0.0	16,001.54	8,000.00	(8,001.54)	(100.0)
FF Equipment Maintenance	10626048000	436.11	0.00	(436.11)	0.0	38,854.32	27,500.00	(11,354.32)	(41.3)
BA Supplies & Maint	10626348000	285.62	0.00	(285.62)	0.0	12,087.64	12,500.00	412.36	3.3
BA Supplies & Maintenance	10626349000	0.00	0.00	0.00	0.0	42,381.16	24,100.00	(18,281.16)	(75.9)
Replacement	10626548000	10,046.89	0.00	(10,046.89)	0.0	94,815.29	82,500.00	(12,315.29)	(14.9)
Repair	10626648000	0.00	0.00	0.00	0.0	3,353.85	6,500.00	3,146.15	48.4
Iding Mtnc Supplies - All Stations	10627043000	0.00	0.00	0.00	0.0	1,462.90	0.00	(1,462.90)	0.0
Iding Maint Supplies	10627043001	256.72	0.00	(256.72)	0.0	23,334.50	22,550.00	(784.50)	(3.5)

**CAFMA-Central Arizona Fire and Medical**  
Income Statement  
(Original Budget to Actual Comparison)  
For the period of 1/1/2025 Through 1/31/2025

	Account	Current Period				Year To Date			
		Actual	Budget	Variance	%	Actual	Budget	Variance	%
Building Maint Supplies/Prevention	10627043002	822.92	0.00	(822.92)	0.0	2,523.76	2,750.00	226.24	8.2
Building Maint Supplies-Administration	10627043011	231.95	0.00	(231.95)	0.0	9,750.13	7,700.00	(2,050.13)	(26.6)
Building Maint Supplies/CARTA	10627043035	702.15	0.00	(702.15)	0.0	26,405.20	16,200.00	(10,205.20)	(63.0)
Building Maint Supplies/Comm Building	10627043041	810.65	0.00	(810.65)	0.0	1,857.70	4,400.00	2,542.30	57.8
Building Maint Supplies/Maint Facility	10627043048	201.84	0.00	(201.84)	0.0	6,009.33	5,500.00	(509.33)	(9.3)
Building Maint Supplies/Warehouse	10627043049	0.00	0.00	0.00	0.0	5,586.99	5,500.00	(86.99)	(1.6)
Building Maint Supplies/Sta 50	10627043050	687.72	0.00	(687.72)	0.0	2,384.90	4,400.00	2,015.10	45.8
Building Maint Supplies/Sta 51	10627043051	256.39	0.00	(256.39)	0.0	11,577.75	6,160.00	(5,417.75)	(88.0)
Building Maint Supplies/Sta 52	10627043052	0.00	0.00	0.00	0.0	616.49	2,200.00	1,583.51	72.0
Building Maint Supplies/Sta 53	10627043053	966.19	0.00	(966.19)	0.0	3,822.61	5,500.00	1,677.39	30.5
Building Maint Supplies/Sta 54	10627043054	82.94	0.00	(82.94)	0.0	4,106.77	5,500.00	1,393.23	25.3
Building Maint Supplies/Sta 56	10627043056	0.00	0.00	0.00	0.0	0.00	2,200.00	2,200.00	100.0
Building Maint Supplies/Sta 57	10627043057	229.27	0.00	(229.27)	0.0	8,551.20	5,500.00	(3,051.20)	(55.5)
Building Maint Supplies/Sta 58	10627043058	0.00	0.00	0.00	0.0	3,912.90	5,500.00	1,587.10	28.9
Building Maint Supplies/Sta 59	10627043059	0.00	0.00	0.00	0.0	2,490.52	5,500.00	3,009.48	54.7
Building Maint Supplies - Station 61	10627043061	1,069.56	0.00	(1,069.56)	0.0	10,202.49	9,900.00	(302.49)	(3.1)
Building Maint Supplies - Station 62	10627043062	0.00	0.00	0.00	0.0	5,025.03	5,500.00	474.97	8.6
Building Maint Supplies - Station 63	10627043063	0.00	0.00	0.00	0.0	11,799.28	5,500.00	(6,299.28)	(114.5)
Building Maint Supplies- Large Projects	10627043100	13,466.27	0.00	(13,466.27)	0.0	221,705.41	175,000.00	(46,705.41)	(26.7)
Furniture & Fixture Replacement	10627143000	865.72	0.00	(865.72)	0.0	56,714.53	29,200.00	(27,514.53)	(94.2)
Furniture & Fixtures / Warehouse	10627149000	0.00	0.00	0.00	0.0	4,159.46	6,000.00	1,840.54	30.7
Janitorial / All Stations	10627249000	2,030.98	0.00	(2,030.98)	0.0	57,919.82	40,500.00	(17,419.82)	(43.0)
Janitorial Supplies - Ambulance	10627250000	0.00	0.00	0.00	0.0	0.00	2,000.00	2,000.00	100.0
Station Supplies-All Stations	10627349000	963.34	0.00	(963.34)	0.0	31,042.79	20,000.00	(11,042.79)	(55.2)
Site / Equip Maint Supplies / Comm	10627441000	3,772.24	0.00	(3,772.24)	0.0	45,225.00	18,000.00	(27,225.00)	(151.3)
Radio/Pager Maintenance	10628041000	23,123.69	0.00	(23,123.69)	0.0	140,978.24	107,500.00	(33,478.24)	(31.1)
Supplies for Outside Agency Work	10628141000	(2,566.16)	0.00	2,566.16	0.0	(299.03)	10,000.00	10,299.03	103.0
Supplies for Outside Agency Work	10628148000	287.63	0.00	(287.63)	0.0	14,051.03	24,000.00	9,948.97	41.5
Batteries / Communications	10628841000	0.00	0.00	0.00	0.0	0.00	150.00	150.00	100.0
Batteries/ All Stations	10628849000	0.00	0.00	0.00	0.0	5,202.09	3,170.00	(2,032.09)	(64.1)
Firefighter Equipment Replacement	10628930000	2,113.87	0.00	(2,113.87)	0.0	85,202.98	69,100.00	(16,102.98)	(23.3)
Firefighting Equipment New Purchases	10629030000	5,563.01	0.00	(5,563.01)	0.0	111,250.43	80,000.00	(31,250.43)	(39.1)
Ambulance Equipment - Routine	10629050000	0.00	0.00	0.00	0.0	752.40	50,000.00	49,247.60	98.5
z-Mat Equipment	10629130000	(9.53)	0.00	9.53	0.0	55,140.72	18,000.00	(37,140.72)	(206.3)
mm/Radio Technician Equipment	10629241000	0.00	0.00	0.00	0.0	17,966.36	6,750.00	(11,216.36)	(166.2)
chnical Rescue Equipment	10629330000	0.00	0.00	0.00	0.0	17,378.26	14,000.00	(3,378.26)	(24.1)
me Program	10629430000	443.25	0.00	(443.25)	0.0	8,759.65	15,000.00	6,240.35	41.6
dland Equipment Replacement	10629530000	0.00	0.00	0.00	0.0	20,508.86	30,000.00	9,491.14	31.6
RTA Equipment/ Prop Supplies	10629635000	227.31	0.00	(227.31)	0.0	36,771.70	32,000.00	(4,771.70)	(14.9)

**CAFMA-Central Arizona Fire and Medical**  
Income Statement  
(Original Budget to Actual Comparison)  
For the period of 1/1/2025 Through 1/31/2025

	Account	Current Period				Year To Date			
		Actual	Budget	Variance	%	Actual	Budget	Variance	%
Rentals	10629643000	0.00	0.00	0.00	0.0	1,519.85	0.00	(1,519.85)	0.0
Exercise Equipment - Ops	10629730000	73.81	0.00	(73.81)	0.0	10,697.70	10,000.00	(697.70)	(7.0)
Small Tools/Facilities Maintenance	10630043000	212.48	0.00	(212.48)	0.0	9,023.47	11,500.00	2,476.53	21.5
Small Tools / Maintenance	10630048000	1,299.69	0.00	(1,299.69)	0.0	11,921.83	11,500.00	(421.83)	(3.7)
Small Tools / Warehouse	10630049000	0.00	0.00	0.00	0.0	553.40	900.00	346.60	38.5
Safety Equip & Supplies/Warehouse	10631049000	0.00	0.00	0.00	0.0	52.88	750.00	697.12	92.9
<b>Total Supply Expenses</b>		<b>\$297,487.59</b>	<b>\$0.00</b>	<b>\$(297,487.59)</b>	<b>0.0 %</b>	<b>\$4,491,134.21</b>	<b>\$3,560,061.00</b>	<b>\$(931,073.21)</b>	<b>(26.2)%</b>
<b><u>Service Expenses</u></b>									
Audit & Accounting	10640010000	\$0.00	\$0.00	\$0.00	0.0%	\$49,500.00	\$36,000.00	\$(13,500.00)	(37.5)%
Audit & Accounting - Ambulance	10640050000	0.00	0.00	0.00	0.0	0.00	4,320.00	4,320.00	100.0
Other Prof Services/Admin	10640510000	780.86	0.00	(780.86)	0.0	73,256.99	46,200.00	(27,056.99)	(58.6)
Other Prof. Services/Prevention	10640520000	0.00	0.00	0.00	0.0	22,680.00	0.00	(22,680.00)	0.0
Other Prof Services/Ops	10640530000	3,391.79	0.00	(3,391.79)	0.0	137,642.93	83,951.00	(53,691.93)	(64.0)
Other Prof Services/Comm	10640541000	2,511.25	0.00	(2,511.25)	0.0	81,040.71	111,500.00	30,459.29	27.3
Other Prof Services/Facilities	10640543000	755.43	0.00	(755.43)	0.0	79,633.40	44,450.00	(35,183.40)	(79.2)
Other Prof Services/ Warehouse	10640549000	0.00	0.00	0.00	0.0	20.00	0.00	(20.00)	0.0
Other Professional Services-Ambulance	10640550000	0.00	0.00	0.00	0.0	1,209.00	85,350.00	84,141.00	98.6
Legal Services - Routine	10641010000	12,397.50	0.00	(12,397.50)	0.0	85,971.73	70,000.00	(15,971.73)	(22.8)
Legal Services-Non Routine	10641010600	3,710.00	0.00	(3,710.00)	0.0	111,065.25	7,500.00	(103,565.25)	(1380.9)
Legal Services - CON Legal & Consulting	10641010605	0.00	0.00	0.00	0.0	404,659.81	50,000.00	(354,659.81)	(709.3)
Legal Services - Ambulance	10641050000	0.00	0.00	0.00	0.0	0.00	40,000.00	40,000.00	100.0
Mental Health	10641510000	1,600.00	0.00	(1,600.00)	0.0	41,084.19	125,000.00	83,915.81	67.1
Employee Health / Exams/Ops	10641530000	0.00	0.00	0.00	0.0	164,645.78	367,707.00	203,061.22	55.2
Employee Assistance Program	10642010000	1,320.00	0.00	(1,320.00)	0.0	55,836.78	31,200.00	(24,636.78)	(79.0)
Dispatch Services/Ops	10642530000	65,245.63	0.00	(65,245.63)	0.0	1,340,074.67	1,244,992.00	(95,082.67)	(7.6)
Dispatch Services - Ambulance	10642550000	0.00	0.00	0.00	0.0	0.00	30,000.00	30,000.00	100.0
Communications/Admin	10643010000	1,630.20	0.00	(1,630.20)	0.0	11,586.99	0.00	(11,586.99)	0.0
Communications	10643041000	5,309.53	0.00	(5,309.53)	0.0	138,486.66	102,620.00	(35,866.66)	(35.0)
Communications - Ambulance	10643050000	0.00	0.00	0.00	0.0	0.00	8,000.00	8,000.00	100.0
Postage/Admin	10643510000	378.93	0.00	(378.93)	0.0	4,963.17	7,550.00	2,586.83	34.3
Shipping / Warehouse	10643549000	36.76	0.00	(36.76)	0.0	3,444.19	2,250.00	(1,194.19)	(53.1)
Postage - Ambulance	10643550000	0.00	0.00	0.00	0.0	0.00	225.00	225.00	100.0
Board Expenses	10644110000	30.17	0.00	(30.17)	0.0	506.74	500.00	(6.74)	(1.3)
District Expenses	10644231000	2,044.59	0.00	(2,044.59)	0.0	254,027.39	20,000.00	(234,027.39)	(1170.1)
wspaper Advertising	10647010000	1,027.15	0.00	(1,027.15)	0.0	2,297.12	5,000.00	2,702.88	54.1
tside Duplication & Printing / Admin	10649010000	59.50	0.00	(59.50)	0.0	1,325.13	2,250.00	924.87	41.1
tside Dupl & Printing/Prevention	10649020000	0.00	0.00	0.00	0.0	709.27	1,700.00	990.73	58.3
tside Dupl & Printing/Ops	10649030000	0.00	0.00	0.00	0.0	2,147.90	2,800.00	652.10	23.3

**CAFMA-Central Arizona Fire and Medical**  
Income Statement  
(Original Budget to Actual Comparison)  
For the period of 1/1/2025 Through 1/31/2025

	Account	Current Period				Year To Date			
		Actual	Budget	Variance	%	Actual	Budget	Variance	%
Insurance	10650010000	48,886.00	0.00	(48,886.00)	0.0	301,753.75	205,800.00	(95,953.75)	(46.6)
Insurance - Ambulance	10650050000	0.00	0.00	0.00	0.0	0.00	6,131.00	6,131.00	100.0
Cable TV	10650843000	1,492.59	0.00	(1,492.59)	0.0	7,533.49	1,575.00	(5,958.49)	(378.3)
Cable TV - Ambulance	10650850000	0.00	0.00	0.00	0.0	0.00	100.00	100.00	100.0
Electricity - OPS	10651030000	0.00	0.00	0.00	0.0	(780.75)	0.00	780.75	0.0
Electric	10651043000	16,343.54	0.00	(16,343.54)	0.0	312,271.05	168,500.00	(143,771.05)	(85.3)
Electric - Ambulance	10651050000	0.00	0.00	0.00	0.0	0.00	9,500.00	9,500.00	100.0
Sanitation Charge - Health/Medical Waste	10651230000	0.00	0.00	0.00	0.0	2,865.40	1,000.00	(1,865.40)	(186.5)
Sanitation	10651243000	801.87	0.00	(801.87)	0.0	14,519.40	9,260.00	(5,259.40)	(56.8)
Sanitation - Ambulance	10651250000	0.00	0.00	0.00	0.0	0.00	550.00	550.00	100.0
Natural Gas	10652043000	2,562.27	0.00	(2,562.27)	0.0	29,257.62	22,150.00	(7,107.62)	(32.1)
Natural Gas - Ambulance	10652050000	0.00	0.00	0.00	0.0	0.00	1,250.00	1,250.00	100.0
LPG	10653043000	0.00	0.00	0.00	0.0	47,745.86	32,725.00	(15,020.86)	(45.9)
LPG - Ambulance	10653050000	0.00	0.00	0.00	0.0	0.00	1,850.00	1,850.00	100.0
Pest Control	10653543000	425.00	0.00	(425.00)	0.0	7,785.00	5,000.00	(2,785.00)	(55.7)
Water/Sewer	10654043000	2,273.88	0.00	(2,273.88)	0.0	45,115.60	20,940.00	(24,175.60)	(115.5)
Water/Sewer - Ambulance	10654050000	0.00	0.00	0.00	0.0	0.00	1,200.00	1,200.00	100.0
Hydrant Maintenance	10655130000	0.00	0.00	0.00	0.0	0.00	1,500.00	1,500.00	100.0
Repair & Maint Equip/Admin	10658010000	0.00	0.00	0.00	0.0	0.00	500.00	500.00	100.0
Outside Repair Equip/ Prevention	10658020000	0.00	0.00	0.00	0.0	0.00	500.00	500.00	100.0
Outside Repair Equip/Ops	10658030000	0.00	0.00	0.00	0.0	34,637.85	36,105.00	1,467.15	4.1
Outside Repair Equip/ CARTA	10658035000	0.00	0.00	0.00	0.0	0.00	2,000.00	2,000.00	100.0
Outside Repair Equip/Fac Maint	10658043000	1,395.34	0.00	(1,395.34)	0.0	5,820.79	2,700.00	(3,120.79)	(115.6)
Outside Repair/Veh Maint Equip	10658048000	1,025.00	0.00	(1,025.00)	0.0	12,472.52	22,500.00	10,027.48	44.6
EMS Training	10658735000	0.00	0.00	0.00	0.0	771.05	3,110.00	2,338.95	75.2
CARTA Training Classes	10658835000	0.00	0.00	0.00	0.0	15,057.76	15,700.00	642.24	4.1
Training & Travel/Admin	10659010000	541.00	0.00	(541.00)	0.0	87,307.96	31,500.00	(55,807.96)	(177.2)
Training & Travel/Prevention	10659020000	665.13	0.00	(665.13)	0.0	23,975.96	18,600.00	(5,375.96)	(28.9)
Training & Travel/OPS	10659030000	3,591.55	0.00	(3,591.55)	0.0	137,735.43	48,705.00	(89,030.43)	(182.8)
Traning & Travel Conference-Honor Guard	10659030540	0.00	0.00	0.00	0.0	0.00	1,500.00	1,500.00	100.0
Training & Travel - Pipes and Drums	10659030541	0.00	0.00	0.00	0.0	0.00	2,500.00	2,500.00	100.0
Training & Travel/CARTA	10659035000	0.00	0.00	0.00	0.0	19,811.69	30,900.00	11,088.31	35.9
Training & Travel/Communications	10659041000	0.00	0.00	0.00	0.0	9,345.60	6,500.00	(2,845.60)	(43.8)
ining and Travel - Facilities Mtc	10659043000	0.00	0.00	0.00	0.0	5,290.56	7,000.00	1,709.44	24.4
vel & Training / Fleet Maintenance	10659048000	0.00	0.00	0.00	0.0	7,225.62	4,000.00	(3,225.62)	(80.6)
vel & Training / Warehouse	10659049000	0.00	0.00	0.00	0.0	9,104.38	4,000.00	(5,104.38)	(127.6)
ining & Travel - Ambulance	10659050000	0.00	0.00	0.00	0.0	3,283.67	9,800.00	6,516.33	66.5
ining & Travel/Comm Relations	10659060000	0.00	0.00	0.00	0.0	3,469.14	3,500.00	30.86	0.9
ocks & Subscriptions / Training Center/	10659135035	0.00	0.00	0.00	0.0	555.30	1,005.00	449.70	44.7



**CAFMA-Central Arizona Fire and Medical**  
Income Statement  
(Original Budget to Actual Comparison)  
For the period of 1/1/2025 Through 1/31/2025

	Account	Current Period				Year To Date			
		Actual	Budget	Variance	%	Actual	Budget	Variance	%
ACLS Upgrade	10659335000	23,352.00	0.00	(23,352.00)	0.0	44,627.79	48,000.00	3,372.21	7.0
College - Upper and Lower Division	10659435000	6,209.60	0.00	(6,209.60)	0.0	37,806.08	20,000.00	(17,806.08)	(89.0)
Awards / Admin	10659510000	80.05	0.00	(80.05)	0.0	5,067.65	16,075.00	11,007.35	68.5
Awards / Ops	10659530000	0.00	0.00	0.00	0.0	8,537.29	0.00	(8,537.29)	0.0
Dues / Admin	10660010000	679.76	0.00	(679.76)	0.0	7,031.26	7,190.00	158.74	2.2
Dues/Prevention	10660020000	0.00	0.00	0.00	0.0	930.00	1,932.00	1,002.00	51.9
Dues/Operations	10660030000	0.00	0.00	0.00	0.0	1,489.67	5,200.00	3,710.33	71.4
Dues/CARTA	10660035000	0.00	0.00	0.00	0.0	1,312.50	1,635.00	322.50	19.7
Dues/Warehouse	10660049000	0.00	0.00	0.00	0.0	0.00	200.00	200.00	100.0
Dues - AZ Ambulance Association	10660050000	0.00	0.00	0.00	0.0	0.00	1,000.00	1,000.00	100.0
Misc/Admin	10661010000	(119,950.00)	0.00	119,950.00	0.0	44,591.20	2,500.00	(42,091.20)	(1683.6)
Mileage/Routine	10661010100	0.00	0.00	0.00	0.0	173.74	0.00	(173.74)	0.0
Misc/Prevention	10661020000	0.00	0.00	0.00	0.0	3,262.94	2,880.00	(382.94)	(13.3)
Misc/Operations	10661030000	470.42	0.00	(470.42)	0.0	6,202.94	0.00	(6,202.94)	0.0
Misc/Operations - Routine	10661030490	0.00	0.00	0.00	0.0	25.14	2,250.00	2,224.86	98.9
Misc/Operations - Fire Rehab	10661030491	0.00	0.00	0.00	0.0	2,482.88	2,250.00	(232.88)	(10.4)
Misc/Operations	10661030492	0.00	0.00	0.00	0.0	18.00	550.00	532.00	96.7
Misc/Promotional Testing	10661030494	0.00	0.00	0.00	0.0	4,746.77	2,000.00	(2,746.77)	(137.3)
Misc/Captain Promotional Testing	10661030496	0.00	0.00	0.00	0.0	663.96	1,200.00	536.04	44.7
Misc/Firefighter Recruitment Supplies	10661030498	0.00	0.00	0.00	0.0	0.00	1,000.00	1,000.00	100.0
Misc/Training Center	10661035000	70.71	0.00	(70.71)	0.0	232.73	0.00	(232.73)	0.0
Misc/Tech Services	10661041000	0.00	0.00	0.00	0.0	45.00	0.00	(45.00)	0.0
Miscellaneous - Facilities	10661043000	59.16	0.00	(59.16)	0.0	99.66	0.00	(99.66)	0.0
Misc/Fleet	10661048000	0.00	0.00	0.00	0.0	251.68	0.00	(251.68)	0.0
Misc/Warehouse	10661049000	0.00	0.00	0.00	0.0	151.76	0.00	(151.76)	0.0
Miscellaneous - Ambulance	10661050000	0.00	0.00	0.00	0.0	800.00	1,000.00	200.00	20.0
Contract Services / Comm & IT	10663041000	0.00	0.00	0.00	0.0	11,199.29	8,400.00	(2,799.29)	(33.3)
<b>Total Service Expenses</b>		<b>\$93,204.16</b>	<b>\$0.00</b>	<b>\$(93,204.16)</b>	<b>0.0 %</b>	<b>\$4,393,497.43</b>	<b>\$3,397,983.00</b>	<b>\$(995,514.43)</b>	<b>(29.3)%</b>
<b>Capital Expenses</b>									
Capital Outlay/ Admin.	10772010000	\$0.00	\$0.00	\$0.00	0.0%	\$1,762,785.83	\$0.00	\$(1,762,785.83)	0.0%
Capital Outlay/ Tech Services	10772041000	0.00	0.00	0.00	0.0	4.00	0.00	(4.00)	0.0
Capital Outlay/ Facilities	10772043000	5,220.20	0.00	(5,220.20)	0.0	292,085.81	430,000.00	137,914.19	32.1
Capital Outlay/ Vehicles/ Prevention	10773020000	0.00	0.00	0.00	0.0	86,855.75	0.00	(86,855.75)	0.0
Capital Outlay/Vehicles/OPS	10773030000	76,213.77	0.00	(76,213.77)	0.0	438,730.38	4,117,815.00	3,679,084.62	89.3
Capital Outlay/ Vehicles/ Tech Services	10773041000	174.02	0.00	(174.02)	0.0	112,780.06	0.00	(112,780.06)	0.0
Capital Outlay/ Vehicles/ Facilities	10773043000	0.00	0.00	0.00	0.0	140,486.57	130,000.00	(10,486.57)	(8.1)
Capital Outlay/ Vehicles/ Fleet Maintena	10773048000	0.00	0.00	0.00	0.0	200.52	0.00	(200.52)	0.0
Capital Outlay/ Equip/ Prevention	10774020000	0.00	0.00	0.00	0.0	76,993.07	10,000.00	(66,993.07)	(669.9)

**CAFMA-Central Arizona Fire and Medical**  
Income Statement  
(Original Budget to Actual Comparison)  
For the period of 1/1/2025 Through 1/31/2025

	Account	Current Period				Year To Date			
		Actual	Budget	Variance	%	Actual	Budget	Variance	%
Capital Outlay/ Equip/ OPS	10774030000	0.00	0.00	0.00	0.0	225,915.14	153,491.00	(72,424.14)	(47.2)
Capital Outlay/ Equip/ CARTA	10774035000	0.00	0.00	0.00	0.0	10,284.74	0.00	(10,284.74)	0.0
Capital Outlay/ Equip/ Fleet Maintenance	10774048000	0.00	0.00	0.00	0.0	94,329.80	17,500.00	(76,829.80)	(439.0)
Capital Outlay/ Equip/ Warehouse	10774049000	0.00	0.00	0.00	0.0	15,348.00	0.00	(15,348.00)	0.0
Capital Outlay-Equipment-Ambulance	10774050000	0.00	0.00	0.00	0.0	26,180.03	54,000.00	27,819.97	51.5
Capital Outlay - Adm - Software	10775010000	0.00	0.00	0.00	0.0	0.00	20,000.00	20,000.00	100.0
Capital Outlay - Comm/IT	10775041000	25,350.93	0.00	(25,350.93)	0.0	302,126.32	270,000.00	(32,126.32)	(11.9)
<b>Total Capital Expenses</b>		<b>\$106,958.92</b>	<b>\$0.00</b>	<b>\$(106,958.92)</b>	<b>0.0 %</b>	<b>\$3,585,106.02</b>	<b>\$5,202,806.00</b>	<b>\$1,617,699.98</b>	<b>31.1 %</b>
<b>Total Expenses</b>		<b>\$3,240,991.86</b>		<b>\$(3,240,991.86)</b>		<b>\$57,063,352.07</b>	<b>\$45,165,934.00</b>	<b>\$(11,897,418.07)</b>	<b>(26.3)%</b>
<b>Income (Loss) from Operations</b>		<b>\$605,909.12</b>	<b>\$0.00</b>	<b>\$605,909.12</b>	<b>0.0%</b>	<b>\$6,896,790.20</b>	<b>\$(3,388,039.00)</b>	<b>\$10,284,829.20</b>	<b>303.6%</b>
<b><u>Contingency</u></b>									
Funded Contingency/Admin	10780010000	\$0.00	\$0.00	\$0.00	0.0%	\$0.00	\$(134,291.00)	\$134,291.00	100.0%
Funded Contingency/Prevention	10780020000	0.00	0.00	0.00	0.0	0.00	(36,825.00)	36,825.00	100.0
Funded Contingency/OPS	10780030000	0.00	0.00	0.00	0.0	(1,658,190.47)	(1,408,925.00)	(249,265.47)	(17.7)
Funded Contingency/Training	10780035000	0.00	0.00	0.00	0.0	0.00	(48,222.00)	48,222.00	100.0
Funded Contingency/Tech Serv	10780041000	0.00	0.00	0.00	0.0	0.00	(93,233.00)	93,233.00	100.0
Funded Contingency/Facilities	10780043000	0.00	0.00	0.00	0.0	0.00	(49,184.00)	49,184.00	100.0
Funded Contingency/Warehouse	10780049000	0.00	0.00	0.00	0.0	0.00	(33,850.00)	33,850.00	100.0
Contingency - Ambulance	10780050000	0.00	0.00	0.00	0.0	0.00	(102,506.00)	102,506.00	100.0
Contingency/Community Relations	10780060000	0.00	0.00	0.00	0.0	0.00	(11,147.00)	11,147.00	100.0
<b>Total Contingency</b>		<b>\$0.00</b>	<b>\$0.00</b>	<b>\$0.00</b>	<b>0.0 %</b>	<b>\$(1,658,190.47)</b>	<b>\$(1,918,183.00)</b>	<b>\$259,992.53</b>	<b>13.6 %</b>
<b>Net Income (Loss)</b>		<b>\$605,909.12</b>	<b>\$0.00</b>	<b>\$605,909.12</b>	<b>0.0%</b>	<b>\$5,238,599.73</b>	<b>\$(5,306,222.00)</b>	<b>\$10,544,821.73</b>	<b>198.7%</b>

**CAFMA-Central Arizona Fire and Medical**

Balance Sheet  
As of 1/31/2025

**Assets**

**Current Assets**

Cash with Yavapai County	\$12,141,414.87	
PSPRS Contingency Res Fund Restricted	2,033,155.87	
115 Trust - Restricted	8,654,239.56	
Capital Reserve Fund	7,699,192.52	
Accounts Receivable	(58,438.03)	
Retiree/Insurance Receivable	8,640.70	
Lease Receivable	175,364.00	
Total Current Assets		\$30,653,569.49

**Total Assets**

\$30,653,569.49

**Liabilities and Net Assets**

**Current Liabilities**

Accrued Payroll Expenses	\$1,455.92	
Credit Card Payable	(247,144.38)	
Paypal Payable	(2,773.62)	
PSPRS Payable	1,118.07	
ASRS Payable	(1.04)	
Deferred Inflow - Leases	168,609.00	
Medical Insurance Withheld	2,789.48	
Dental Insurance Withheld	110.00	
Vision Insurance Withheld	50.67	
Supplemental Insurance Withheld	(83.32)	
Deferred Revenue	822,995.26	
Total Current Liabilities		\$747,126.04

**Total Liabilities**

\$747,126.04

**Net Assets**

Fund Balance	\$24,667,843.72	
Current Year Net Assets	5,238,599.73	

**Total Net Assets**

29,906,443.45

**Total Liabilities and Net Assets**

\$30,653,569.49

**CAFMA-Central Arizona Fire and Medical**  
GL Account Ledger - Detail By Period  
1/1/2025 through 1/31/2025

Batch	Journal	Entry #	Date	Job	Document	Description	Debits	Credits	Balance	
<b>10.1100.0.0.000</b>		<b>CASH WITH YAVAPAI COUNTY</b>								<b>\$11,503,870.41</b>
3008	CD	1885833	01/02/25		756747831	Lamb Chevrolet - Cash Disbursement LAMCHE	-	166.80	11,503,703.61	
3008	CD	1885836	01/02/25		756747832	xByte Technologies, Inc - Cash Disbursement XBYTEC	-	25,350.93	11,478,352.68	
3008	CD	1885557	01/06/25		756747782	A1 Water Bulk Delivery Svc LLC - Cash Disbursement A1WADE	-	175.00	11,478,177.68	
3008	CD	1885559	01/06/25		756747783	A2Z Home Center, LLC - Cash Disbursement A2ZHOM	-	20.51	11,478,157.17	
3008	CD	1885562	01/06/25		756747784	Auto Trim Plus LLC - Cash Disbursement ATRPL	-	3,771.13	11,474,386.04	
3008	CD	1885569	01/06/25		756747785	BACKBOARDS BOOMERANG - Cash Disbursement BABOBO	-	335.00	11,474,051.04	
3008	CD	1885572	01/06/25		756747786	Best Pick Disposal, Inc - Cash Disbursement BEPIDI	-	537.87	11,473,513.17	
3008	CD	1885581	01/06/25		756747787	Bound Tree Medical LLC - Cash Disbursement BOTRME	-	9,382.30	11,464,130.87	
3008	CD	1885600	01/06/25		756747789	B & W Fire Security Systems - Cash Disbursement BWFISE	-	1,317.40	11,462,813.47	
3008	CD	1885604	01/06/25		756747790	Sparklight - Cash Disbursement CABONE	-	29.64	11,462,783.83	
3008	CD	1885606	01/06/25		756747791	CAFMA Petty Cash - Cash Disbursement CAPECA	-	76.00	11,462,707.83	
3008	CD	1885609	01/06/25		756747792	Chase Bank - Cash Disbursement CHASE	-	283.74	11,462,424.09	
3008	CD	1885622	01/06/25		756747793	Chase Bank - Cash Disbursement CHASE	-	1,322,083.24	10,140,340.85	
3008	CD	1885650	01/06/25		756747795	City of Prescott - Cash Disbursement CITPRE	-	65,245.63	10,075,095.22	
3008	CD	1885652	01/06/25		756747796	Cross Connections - Cash Disbursement CROCON	-	49,119.35	10,025,975.87	
3008	CD	1885682	01/06/25		756747798	L.N. Curtis & Sons - Cash Disbursement CUTOHE	-	96,746.47	9,929,229.40	
3008	CD	1885689	01/06/25		756747799	DESERT REVIVAL SERVICES LLC - Cash Disbursement DERESE	-	400.00	9,928,829.40	
3008	CD	1885691	01/06/25		756747800	Drake Equipment - Cash Disbursement DRAEQU	-	15,848.04	9,912,981.36	
3008	CD	1885694	01/06/25		756747801	Earth Resources Corp - Cash Disbursement EARRES	-	2,275.00	9,910,706.36	
3008	CD	1885696	01/06/25		756747802	FACTORY MOTOR PARTS - Cash Disbursement FAMOPA	-	1,210.56	9,909,495.80	
3008	CD	1885705	01/06/25		756747803	FEDEX - Cash Disbursement FEDEXP	-	36.76	9,909,459.04	
3008	CD	1885707	01/06/25		756747804	XAVIER FROST - Cash Disbursement FROXAV	-	318.75	9,909,140.29	
3008	CD	1885709	01/06/25		756747805	Michael M. Golightly & Assoc - Cash Disbursement GOLMIC	-	8,720.23	9,900,420.06	
3008	CD	1885718	01/06/25		756747806	W.W. Grainger, Inc - Cash Disbursement GRAING	-	36.46	9,900,383.60	
3008	CD	1885721	01/06/25		756747807	Interstate Batteries - Cash Disbursement INTBAT	-	1,365.62	9,899,017.98	
3008	CD	1885726	01/06/25		756747808	Kevin Lollar Electric, LLC - Cash Disbursement KELOEL	-	764.44	9,898,253.54	
3008	CD	1885729	01/06/25		756747809	JLS Tools, LLC - Cash Disbursement MACTOO	-	1,126.83	9,897,126.71	
3008	CD	1885732	01/06/25		756747810	TOOLS 4 TECHS AZ - Cash Disbursement MATCO	-	128.25	9,896,998.46	
3008	CD	1885735	01/06/25		756747811	Matheson Tri-Gas, Inc - Cash Disbursement MATTRI	-	3,262.22	9,893,736.24	
3008	CD	1885749	01/06/25		756747812	Sarah McGlynn-Moore LLC - Cash Disbursement MOOSAR	-	360.00	9,893,376.24	
3008	CD	1885751	01/06/25		756747813	Motorola Solutions Inc - Cash Disbursement MOTSOL	-	77.46	9,893,298.78	
3008	CD	1885754	01/06/25		756747814	Neumann High Country Doors - Cash Disbursement NEUHCD	-	236.00	9,893,062.78	
3008	CD	1885757	01/06/25		756747815	Northern AZ Premier Termite - Cash Disbursement NOAZTE	-	425.00	9,892,637.78	
3008	CD	1885759	01/06/25		756747816	DAVID COOMBER - Cash Disbursement ONETIM	-	38.18	9,892,599.60	
3008	CD	1885761	01/06/25		756747817	Prescott Winlectric Co - Cash Disbursement PREWIN	-	85.11	9,892,514.49	
3008	CD	1885765	01/06/25		756747818	QUADIANT FINANCE USA - Cash Disbursement QUAFIN	-	368.48	9,892,146.01	
3008	CD	1885767	01/06/25		756747819	RWC Group - Cash Disbursement RWCINT	-	964.45	9,891,181.56	

**CAFMA-Central Arizona Fire and Medical**  
GL Account Ledger - Detail By Period  
1/1/2025 through 1/31/2025

Batch	Journal	Entry #	Date	Job	Document	Description	Debits	Credits	Balance
<b>10.1100.0.0.000</b>			<b>CASH WITH YAVAPAI COUNTY (CONTINUED)</b>						
3008	CD	1885776	01/06/25		756747820	Besonson Tools LLC - Cash Disbursement SNONTO	\$-	\$130.83	\$9,891,050.73
3008	CD	1885779	01/06/25		756747821	Staples Contract & Commerc.Inc - Cash Disbursement STACOM	-	823.24	9,890,227.49
3008	CD	1885793	01/06/25		756747822	D.G.Shoemaker & Associates Inc - Cash Disbursement SUNSUP	-	1,208.62	9,889,018.87
3008	CD	1885797	01/06/25		756747823	Tessco, Inc - Cash Disbursement TESSCO	-	1,639.49	9,887,379.38
3008	CD	1885813	01/06/25		756747824	Town of Prescott Valley - Cash Disbursement TOPRVA	-	93.00	9,887,286.38
3008	CD	1885815	01/06/25		756747825	Unisource Energy Services - Cash Disbursement UNENSE	-	2,190.83	9,885,095.55
3008	CD	1885821	01/06/25		756747826	United Disposal, Inc - Cash Disbursement UNIDIS	-	264.00	9,884,831.55
3008	CD	1885823	01/06/25		756747827	The University of Arizona - Cash Disbursement UNOFAZ	-	1,380.00	9,883,451.55
3008	CD	1885825	01/06/25		756747828	Wex Bank - Cash Disbursement WEXBAN	-	17,222.07	9,866,229.48
3008	CD	1885827	01/06/25		756747829	Yavapai Fleet Yavapai Machine - Cash Disbursement YAFLIN	-	24.56	9,866,204.92
3008	CD	1885830	01/06/25		756747830	YORK CHRYSLER DODGE JEEP RAM - Cash Disbursement YORK	-	340.49	9,865,864.43
3008	CD	1885631	01/06/25		DIR.DEP.PPE.12.28.:	Chase Bank - PR - DIRECT DEPOSIT PPE 12/28/2024	682,567.98	-	10,548,432.41
3009	PR	1890735	01/07/25		35255	Amaya, Aaron M. - Payroll Bi-Weekly-Direct Deposit 1/7/2025	-	2,197.57	10,546,234.84
3009	PR	1890757	01/07/25		35256	Anderson, Kim E. - Payroll Bi-Weekly-Direct Deposit 1/7/2025	-	1,263.46	10,544,971.38
3009	PR	1890786	01/07/25		35257	Anglin, Jake J. - Payroll Bi-Weekly-Direct Deposit 1/7/2025	-	1,639.93	10,543,331.45
3009	PR	1890818	01/07/25		35258	Apolinar, Johnathan R. - Payroll Bi-Weekly-Direct Deposit 1/7/2025	-	2,483.79	10,540,847.66
3009	PR	1890849	01/07/25		35259	Aponte, Anthony M. - Payroll Bi-Weekly-Direct Deposit 1/7/2025	-	1,776.49	10,539,071.17
3009	PR	1890874	01/07/25		35260	Baker, Mark A. - Payroll Bi-Weekly-Direct Deposit 1/7/2025	-	2,597.56	10,536,473.61
3009	PR	1890899	01/07/25		35261	Baraban, Owen M. - Payroll Bi-Weekly-Direct Deposit 1/7/2025	-	1,750.41	10,534,723.20
3009	PR	1890923	01/07/25		35262	Barnes, Lee T. - Payroll Bi-Weekly-Direct Deposit 1/7/2025	-	3,897.42	10,530,825.78
3009	PR	1890949	01/07/25		35263	Barnum, Josh M. - Payroll Bi-Weekly-Direct Deposit 1/7/2025	-	6,556.16	10,524,269.62
3009	PR	1890976	01/07/25		35264	Basurto-Cancino, Leobardo - Payroll Bi-Weekly-Direct Deposit 1/7/2025	-	4,285.97	10,519,983.65
3009	PR	1891000	01/07/25		35265	Batista, Riley R. - Payroll Bi-Weekly-Direct Deposit 1/7/2025	-	1,621.58	10,518,362.07
3009	PR	1891023	01/07/25		35266	Bickel, Kristofer M. - Payroll Bi-Weekly-Direct Deposit 1/7/2025	-	1,765.20	10,516,596.87
3009	PR	1891052	01/07/25		35267	Blair, Wyatt L. - Payroll Bi-Weekly-Direct Deposit 1/7/2025	-	2,945.03	10,513,651.84
3009	PR	1891077	01/07/25		35268	Blum, Rodney A. - Payroll Bi-Weekly-Direct Deposit 1/7/2025	-	2,743.27	10,510,908.57
3009	PR	1891100	01/07/25		35269	Brown, Laycee E. - Payroll Bi-Weekly-Direct Deposit 1/7/2025	-	1,628.26	10,509,280.31
3009	PR	1891124	01/07/25		35270	Brown Jr, Dennis F. - Payroll Bi-Weekly-Direct Deposit 1/7/2025	-	3,254.93	10,506,025.38

**CAFMA-Central Arizona Fire and Medical**  
GL Account Ledger - Detail By Period  
1/1/2025 through 1/31/2025

Batch	Journal	Entry #	Date	Job	Document	Description	Debits	Credits	Balance
<b>10.1100.0.0.000</b>			<b>CASH WITH YAVAPAI COUNTY (CONTINUED)</b>						
3009	PR	1891152	01/07/25		35271	Brunk, Jacob A. - Payroll Bi-Weekly-Direct Deposit 1/7/2025	\$-	\$3,225.29	\$10,502,800.09
3009	PR	1891181	01/07/25		35272	Buchanan, Ben D. - Payroll Bi-Weekly-Direct Deposit 1/7/2025	-	5,412.05	10,497,388.04
3009	PR	1891206	01/07/25		35273	Bulters, Scott D. - Payroll Bi-Weekly-Direct Deposit 1/7/2025	-	4,420.07	10,492,967.97
3009	PR	1891235	01/07/25		35274	Buntin, Darrell R. - Payroll Bi-Weekly-Direct Deposit 1/7/2025	-	2,548.90	10,490,419.07
3009	PR	1891261	01/07/25		35275	Burch, Brian J. - Payroll Bi-Weekly-Direct Deposit 1/7/2025	-	2,596.85	10,487,822.22
3009	PR	1891288	01/07/25		35276	Burch, Caden C. - Payroll Bi-Weekly-Direct Deposit 1/7/2025	-	4,123.42	10,483,698.80
3009	PR	1891312	01/07/25		35277	Burchard, Benjamin A. - Payroll Bi-Weekly-Direct Deposit 1/7/2025	-	1,412.20	10,482,286.60
3009	PR	1891338	01/07/25		35278	Bushman, James V. - Payroll Bi-Weekly-Direct Deposit 1/7/2025	-	4,226.06	10,478,060.54
3009	PR	1891365	01/07/25		35279	Butler, Jason - Payroll Bi-Weekly-Direct Deposit 1/7/2025	-	4,614.35	10,473,446.19
3009	PR	1891398	01/07/25		35280	Butterfield, Jesse D. - Payroll Bi-Weekly-Direct Deposit 1/7/2025	-	2,314.60	10,471,131.59
3009	PR	1891420	01/07/25		35281	Campos, Brandon J. - Payroll Bi-Weekly-Direct Deposit 1/7/2025	-	3.42	10,471,128.17
3009	PR	1891454	01/07/25		35282	Carpenter, Noah W. - Payroll Bi-Weekly-Direct Deposit 1/7/2025	-	1,972.02	10,469,156.15
3009	PR	1891481	01/07/25		35283	Castello, Michael A. - Payroll Bi-Weekly-Direct Deposit 1/7/2025	-	2,156.19	10,466,999.96
3009	PR	1891509	01/07/25		35284	Cazaly, Marshall - Payroll Bi-Weekly-Direct Deposit 1/7/2025	-	2,412.48	10,464,587.48
3009	PR	1891533	01/07/25		35285	Cirzan, Jayce S. - Payroll Bi-Weekly-Direct Deposit 1/7/2025	-	1,750.07	10,462,837.41
3009	PR	1891557	01/07/25		35286	Clark, Erskine E. - Payroll Bi-Weekly-Direct Deposit 1/7/2025	-	1,786.57	10,461,050.84
3009	PR	1891588	01/07/25		35287	Collins, Seth M. - Payroll Bi-Weekly-Direct Deposit 1/7/2025	-	3,570.39	10,457,480.45
3009	PR	1891615	01/07/25		35288	Copenhaver, Douglas J. - Payroll Bi-Weekly-Direct Deposit 1/7/2025	-	2,811.84	10,454,668.61
3009	PR	1891639	01/07/25		35289	Coronado, Nathaniel A. - Payroll Bi-Weekly-Direct Deposit 1/7/2025	-	2,104.48	10,452,564.13
3009	PR	1891663	01/07/25		35290	Cox, Phillip C. - Payroll Bi-Weekly-Direct Deposit 1/7/2025	-	2,835.34	10,449,728.79
3009	PR	1891688	01/07/25		35291	Craik, John P. - Payroll Bi-Weekly-Direct Deposit 1/7/2025	-	1,529.68	10,448,199.11
3009	PR	1891719	01/07/25		35292	Croft, Adam J. - Payroll Bi-Weekly-Direct Deposit 1/7/2025	-	2,424.87	10,445,774.24
3009	PR	1891743	01/07/25		35293	Crossman, Eric L. - Payroll Bi-Weekly-Direct Deposit 1/7/2025	-	2,770.50	10,443,003.74
3009	PR	1891774	01/07/25		35294	Cruz, Steven R. - Payroll Bi-Weekly-Direct Deposit 1/7/2025	-	2,475.03	10,440,528.71
3009	PR	1891805	01/07/25		35295	DalCerro, Matthew R. - Payroll Bi-Weekly-Direct Deposit 1/7/2025	-	1,865.68	10,438,663.03

**CAFMA-Central Arizona Fire and Medical**  
GL Account Ledger - Detail By Period  
1/1/2025 through 1/31/2025

Batch	Journal	Entry #	Date	Job	Document	Description	Debits	Credits	Balance
<b>10.1100.0.0.000</b>			<b>CASH WITH YAVAPAI COUNTY (CONTINUED)</b>						
3009	PR	1891832	01/07/25		35296	Davidson, Glenn T. - Payroll Bi-Weekly-Direct Deposit 1/7/2025	\$-	\$3,169.49	\$10,435,493.54
3009	PR	1891859	01/07/25		35297	Davis, Bradley M. - Payroll Bi-Weekly-Direct Deposit 1/7/2025	-	4,168.43	10,431,325.11
3009	PR	1891884	01/07/25		35298	Dawson, Logan J. - Payroll Bi-Weekly-Direct Deposit 1/7/2025	-	1,920.94	10,429,404.17
3009	PR	1891907	01/07/25		35299	Dawson, Megan E. - Payroll Bi-Weekly-Direct Deposit 1/7/2025	-	1,437.37	10,427,966.80
3009	PR	1891933	01/07/25		35300	Deering, Andrew L. - Payroll Bi-Weekly-Direct Deposit 1/7/2025	-	1,108.11	10,426,858.69
3009	PR	1891958	01/07/25		35301	Delbridge, Corey A. - Payroll Bi-Weekly-Direct Deposit 1/7/2025	-	1,742.59	10,425,116.10
3009	PR	1891987	01/07/25		35302	DiVall, Nelson - Payroll Bi-Weekly-Direct Deposit 1/7/2025	-	2,029.69	10,423,086.41
3009	PR	1892015	01/07/25		35303	Dibble, Gordon L. - Payroll Bi-Weekly-Direct Deposit 1/7/2025	-	2,867.82	10,420,218.59
3009	PR	1892041	01/07/25		35304	Dixon, Susanne M. - Payroll Bi-Weekly-Direct Deposit 1/7/2025	-	2,917.30	10,417,301.29
3009	PR	1892068	01/07/25		35305	DuCharme, Zachary J. - Payroll Bi-Weekly-Direct Deposit 1/7/2025	-	1,873.05	10,415,428.24
3009	PR	1892092	01/07/25		35306	Dunning, Clint B. - Payroll Bi-Weekly-Direct Deposit 1/7/2025	-	2,383.54	10,413,044.70
3009	PR	1892117	01/07/25		35307	Duplessis, Robert A. - Payroll Bi-Weekly-Direct Deposit 1/7/2025	-	3,775.01	10,409,269.69
3009	PR	1892145	01/07/25		35308	Dwyer, Jonathan M. - Payroll Bi-Weekly-Direct Deposit 1/7/2025	-	2,606.07	10,406,663.62
3009	PR	1892174	01/07/25		35309	Eckle, Kellan J. - Payroll Bi-Weekly-Direct Deposit 1/7/2025	-	2,387.90	10,404,275.72
3009	PR	1892200	01/07/25		35310	Edwards, David S. - Payroll Bi-Weekly-Direct Deposit 1/7/2025	-	3,369.04	10,400,906.68
3009	PR	1892222	01/07/25		35311	Ely, Trey D. - Payroll Bi-Weekly-Direct Deposit 1/7/2025	-	1,757.60	10,399,149.08
3009	PR	1892245	01/07/25		35312	Engel, Nicole - Payroll Bi-Weekly-Direct Deposit 1/7/2025	-	1,280.76	10,397,868.32
3009	PR	1892271	01/07/25		35313	Estrada, Emilio C. - Payroll Bi-Weekly-Direct Deposit 1/7/2025	-	1,791.87	10,396,076.45
3009	PR	1892293	01/07/25		35314	Fabits, Cullen M. - Payroll Bi-Weekly-Direct Deposit 1/7/2025	-	1,803.67	10,394,272.78
3009	PR	1892316	01/07/25		35315	Fast, Teresa A. - Payroll Bi-Weekly-Direct Deposit 1/7/2025	-	1,316.90	10,392,955.88
3009	PR	1892340	01/07/25		35316	Feddema, John J. - Payroll Bi-Weekly-Direct Deposit 1/7/2025	-	4,421.41	10,388,534.47
3009	PR	1892372	01/07/25		35317	Ferris, Ryan M. - Payroll Bi-Weekly-Direct Deposit 1/7/2025	-	2,518.70	10,386,015.77
3009	PR	1892396	01/07/25		35318	Fields, Brody J. - Payroll Bi-Weekly-Direct Deposit 1/7/2025	-	2,727.68	10,383,288.09
3009	PR	1892428	01/07/25		35319	Fournier, Nick T. - Payroll Bi-Weekly-Direct Deposit 1/7/2025	-	3,236.02	10,380,052.07
3009	PR	1892451	01/07/25		35320	Frazier, Antonio - Payroll Bi-Weekly-Direct Deposit 1/7/2025	-	3,018.02	10,377,034.05
3009	PR	1892474	01/07/25		35321	Freeman, Michael - Payroll Bi-Weekly-Direct Deposit 1/7/2025	-	2,099.34	10,374,934.71

**CAFMA-Central Arizona Fire and Medical**  
GL Account Ledger - Detail By Period  
1/1/2025 through 1/31/2025

Batch	Journal	Entry #	Date	Job	Document	Description	Debits	Credits	Balance
<b>10.1100.0.0.000</b>			<b>CASH WITH YAVAPAI COUNTY (CONTINUED)</b>						
3009	PR	1892486	01/07/25		35322	Freitag, Scott A. - Payroll Bi-Weekly-Direct Deposit 1/7/2025	\$-	\$197,767.83	\$10,177,166.88
3009	PR	1892513	01/07/25		35323	Gallman, Timothy B. - Payroll Bi-Weekly-Direct Deposit 1/7/2025	-	3,049.30	10,174,117.58
3009	PR	1892541	01/07/25		35324	Gardea Chaparro, Ivonne - Payroll Bi-Weekly-Direct Deposit 1/7/2025	-	1,385.66	10,172,731.92
3009	PR	1892570	01/07/25		35325	Gentle, Joshua A. - Payroll Bi-Weekly-Direct Deposit 1/7/2025	-	1,689.74	10,171,042.18
3009	PR	1892597	01/07/25		35326	Gillihan, Jim W. - Payroll Bi-Weekly-Direct Deposit 1/7/2025	-	2,252.55	10,168,789.63
3009	PR	1892625	01/07/25		35327	Ginn, James E. - Payroll Bi-Weekly-Direct Deposit 1/7/2025	-	2,773.65	10,166,015.98
3009	PR	1892650	01/07/25		35328	Goodman, Laurie K. - Payroll Bi-Weekly-Direct Deposit 1/7/2025	-	2,025.56	10,163,990.42
3009	PR	1892684	01/07/25		35329	Gray, JT A. - Payroll Bi-Weekly-Direct Deposit 1/7/2025	-	2,000.61	10,161,989.81
3009	PR	1892713	01/07/25		35330	Guzzo, Nicholas R. - Payroll Bi-Weekly-Direct Deposit 1/7/2025	-	2,004.18	10,159,985.63
3009	PR	1892743	01/07/25		35331	Hall, Jace R. - Payroll Bi-Weekly-Direct Deposit 1/7/2025	-	3,780.17	10,156,205.46
3009	PR	1892773	01/07/25		35332	Hampton, Daniel A. - Payroll Bi-Weekly-Direct Deposit 1/7/2025	-	2,163.72	10,154,041.74
3009	PR	1892799	01/07/25		35333	Harper, Leslie R. - Payroll Bi-Weekly-Direct Deposit 1/7/2025	-	3,379.04	10,150,662.70
3009	PR	1892823	01/07/25		35334	Hernandez, Gabino J. - Payroll Bi-Weekly-Direct Deposit 1/7/2025	-	1,644.53	10,149,018.17
3009	PR	1892848	01/07/25		35335	Hlavacek, Evan - Payroll Bi-Weekly-Direct Deposit 1/7/2025	-	2,680.65	10,146,337.52
3009	PR	1892877	01/07/25		35336	Hoobler, Cammi L. - Payroll Bi-Weekly-Direct Deposit 1/7/2025	-	2,509.33	10,143,828.19
3009	PR	1892903	01/07/25		35337	Horstman, Stephen W. - Payroll Bi-Weekly-Direct Deposit 1/7/2025	-	4,529.65	10,139,298.54
3009	PR	1892927	01/07/25		35338	Huddleston, Michael B. - Payroll Bi-Weekly-Direct Deposit 1/7/2025	-	2,404.17	10,136,894.37
3009	PR	1892956	01/07/25		35339	Hutchison, Ethan K. - Payroll Bi-Weekly-Direct Deposit 1/7/2025	-	2,548.83	10,134,345.54
3009	PR	1892983	01/07/25		35340	Isbell, Tienna B. - Payroll Bi-Weekly-Direct Deposit 1/7/2025	-	1,836.50	10,132,509.04
3009	PR	1893013	01/07/25		35341	Jacobson, Terrence L. - Payroll Bi-Weekly-Direct Deposit 1/7/2025	-	3,421.96	10,129,087.08
3009	PR	1893033	01/07/25		35342	James, Ian S. - Payroll Bi-Weekly-Direct Deposit 1/7/2025	-	1,889.24	10,127,197.84
3009	PR	1893059	01/07/25		35343	Jimenez, Valentin - Payroll Bi-Weekly-Direct Deposit 1/7/2025	-	2,133.64	10,125,064.20
3009	PR	1893083	01/07/25		35344	Johnson, Carrie A. - Payroll Bi-Weekly-Direct Deposit 1/7/2025	-	2,979.92	10,122,084.28
3009	PR	1893112	01/07/25		35345	Jones, Shaun D. - Payroll Bi-Weekly-Direct Deposit 1/7/2025	-	3,121.39	10,118,962.89
3009	PR	1893136	01/07/25		35346	Jordan, Tessa M. - Payroll Bi-Weekly-Direct Deposit 1/7/2025	-	1,301.82	10,117,661.07
3009	PR	1893166	01/07/25		35347	King, Jeremiah D. - Payroll Bi-Weekly-Direct Deposit 1/7/2025	-	4,148.60	10,113,512.47



**CAFMA-Central Arizona Fire and Medical**  
GL Account Ledger - Detail By Period  
1/1/2025 through 1/31/2025

Batch	Journal	Entry #	Date	Job	Document	Description	Debits	Credits	Balance
<b>10.1100.0.0.000</b>			<b>CASH WITH YAVAPAI COUNTY (CONTINUED)</b>						
3009	PR	1893195	01/07/25		35348	Kirk, Jaron J. - Payroll Bi-Weekly-Direct Deposit 1/7/2025	\$-	\$2,528.62	\$10,110,983.85
3009	PR	1893219	01/07/25		35349	Kohler, Travis W. - Payroll Bi-Weekly-Direct Deposit 1/7/2025	-	3,411.12	10,107,572.73
3009	PR	1893248	01/07/25		35350	Kontz, Andrew M. - Payroll Bi-Weekly-Direct Deposit 1/7/2025	-	2,679.13	10,104,893.60
3009	PR	1893278	01/07/25		35351	Kontz, Michael V. - Payroll Bi-Weekly-Direct Deposit 1/7/2025	-	2,236.56	10,102,657.04
3009	PR	1893299	01/07/25		35352	Krizzo, Denise M. - Payroll Bi-Weekly-Direct Deposit 1/7/2025	-	1,053.49	10,101,603.55
3009	PR	1893322	01/07/25		35353	Kuykendall, Jeffrey W. - Payroll Bi-Weekly-Direct Deposit 1/7/2025	-	3,454.50	10,098,149.05
3009	PR	1893346	01/07/25		35354	Learn, John A. - Payroll Bi-Weekly-Direct Deposit 1/7/2025	-	1,744.00	10,096,405.05
3009	PR	1893370	01/07/25		35355	Legge, David B. - Payroll Bi-Weekly-Direct Deposit 1/7/2025	-	3,045.15	10,093,359.90
3009	PR	1893400	01/07/25		35356	Lindh, Matthew W. - Payroll Bi-Weekly-Direct Deposit 1/7/2025	-	1,744.73	10,091,615.17
3009	PR	1893426	01/07/25		35357	Litchfield, Ronald K. - Payroll Bi-Weekly-Direct Deposit 1/7/2025	-	3,057.13	10,088,558.04
3009	PR	1893451	01/07/25		35358	Lopez, Nelson P. - Payroll Bi-Weekly-Direct Deposit 1/7/2025	-	2,105.70	10,086,452.34
3009	PR	1893481	01/07/25		35359	Lund, Kyle L. - Payroll Bi-Weekly-Direct Deposit 1/7/2025	-	2,297.61	10,084,154.73
3009	PR	1893510	01/07/25		35360	Lynch, Peter J. - Payroll Bi-Weekly-Direct Deposit 1/7/2025	-	2,166.85	10,081,987.88
3009	PR	1893536	01/07/25		35361	Lys, Damian P. - Payroll Bi-Weekly-Direct Deposit 1/7/2025	-	3,121.18	10,078,866.70
3009	PR	1893560	01/07/25		35362	M'Kadmi, Kaouther Z. - Payroll Bi-Weekly-Direct Deposit 1/7/2025	-	2,416.53	10,076,450.17
3009	PR	1893583	01/07/25		35363	Madden, James P. - Payroll Bi-Weekly-Direct Deposit 1/7/2025	-	1,607.05	10,074,843.12
3009	PR	1893609	01/07/25		35364	Massa, Joseph M. - Payroll Bi-Weekly-Direct Deposit 1/7/2025	-	2,189.04	10,072,654.08
3009	PR	1893631	01/07/25		35365	Mauldin, Karen S. - Payroll Bi-Weekly-Direct Deposit 1/7/2025	-	2,766.10	10,069,887.98
3009	PR	1893658	01/07/25		35366	Mauldin, Mark E. - Payroll Bi-Weekly-Direct Deposit 1/7/2025	-	3,369.37	10,066,518.61
3009	PR	1893678	01/07/25		35367	Mazon, Joshua M. - Payroll Bi-Weekly-Direct Deposit 1/7/2025	-	2,616.91	10,063,901.70
3009	PR	1893708	01/07/25		35368	McCarthy, Nicholas A. - Payroll Bi-Weekly-Direct Deposit 1/7/2025	-	1,500.36	10,062,401.34
3009	PR	1893736	01/07/25		35369	McCarty, Daniel L. - Payroll Bi-Weekly-Direct Deposit 1/7/2025	-	3,120.57	10,059,280.77
3009	PR	1893762	01/07/25		35370	McCaskill, William - Payroll Bi-Weekly-Direct Deposit 1/7/2025	-	2,936.36	10,056,344.41
3009	PR	1893787	01/07/25		35371	McFadden, Matthew C. - Payroll Bi-Weekly-Direct Deposit 1/7/2025	-	2,080.41	10,054,264.00
3009	PR	1893817	01/07/25		35372	McFadden, Michael J. - Payroll Bi-Weekly-Direct Deposit 1/7/2025	-	2,532.80	10,051,731.20

**CAFMA-Central Arizona Fire and Medical**  
GL Account Ledger - Detail By Period  
1/1/2025 through 1/31/2025

Batch	Journal	Entry #	Date	Job	Document	Description	Debits	Credits	Balance
<b>10.1100.0.0.000</b>			<b>CASH WITH YAVAPAI COUNTY (CONTINUED)</b>						
3009	PR	1893847	01/07/25		35373	McIntire, Jacob V. - Payroll Bi-Weekly-Direct Deposit 1/7/2025	\$-	\$2,359.49	\$10,049,371.71
3009	PR	1893877	01/07/25		35374	McKay, Matthew R. - Payroll Bi-Weekly-Direct Deposit 1/7/2025	-	1,747.41	10,047,624.30
3009	PR	1893902	01/07/25		35375	Merrill, Eric R. - Payroll Bi-Weekly-Direct Deposit 1/7/2025	-	3,183.46	10,044,440.84
3009	PR	1893933	01/07/25		35376	Moore, Aaron J. - Payroll Bi-Weekly-Direct Deposit 1/7/2025	-	3,715.62	10,040,725.22
3009	PR	1893962	01/07/25		35377	Moore, Ryan T. - Payroll Bi-Weekly-Direct Deposit 1/7/2025	-	2,310.55	10,038,414.67
3009	PR	1893991	01/07/25		35378	Muniz, Thomas E. - Payroll Bi-Weekly-Direct Deposit 1/7/2025	-	2,449.87	10,035,964.80
3009	PR	1894021	01/07/25		35379	Nall, William T. - Payroll Bi-Weekly-Direct Deposit 1/7/2025	-	1,937.68	10,034,027.12
3009	PR	1894050	01/07/25		35380	Nelson, Michael J. - Payroll Bi-Weekly-Direct Deposit 1/7/2025	-	2,426.55	10,031,600.57
3009	PR	1894078	01/07/25		35381	Niemynski, Doug T. - Payroll Bi-Weekly-Direct Deposit 1/7/2025	-	3,700.42	10,027,900.15
3009	PR	1894107	01/07/25		35382	Nolan, Jason K. - Payroll Bi-Weekly-Direct Deposit 1/7/2025	-	2,299.58	10,025,600.57
3009	PR	1894131	01/07/25		35383	O'Neil, Kevin T. - Payroll Bi-Weekly-Direct Deposit 1/7/2025	-	2,660.70	10,022,939.87
3009	PR	1894162	01/07/25		35384	Olson, Rick C. - Payroll Bi-Weekly-Direct Deposit 1/7/2025	-	3,888.36	10,019,051.51
3009	PR	1894189	01/07/25		35385	Overmyer, Titus C. - Payroll Bi-Weekly-Direct Deposit 1/7/2025	-	1,764.21	10,017,287.30
3009	PR	1894217	01/07/25		35386	Parker, Dan J. - Payroll Bi-Weekly-Direct Deposit 1/7/2025	-	1,749.81	10,015,537.49
3009	PR	1894239	01/07/25		35387	Parra, Dustin A. - Payroll Bi-Weekly-Direct Deposit 1/7/2025	-	3,971.23	10,011,566.26
3009	PR	1894260	01/07/25		35388	Peckham, Christopher D. - Payroll Bi-Weekly-Direct Deposit 1/7/2025	-	2,208.23	10,009,358.03
3009	PR	1894289	01/07/25		35389	Pena, Christopher D. - Payroll Bi-Weekly-Direct Deposit 1/7/2025	-	2,676.70	10,006,681.33
3009	PR	1894321	01/07/25		35390	Perez, Anthony R. - Payroll Bi-Weekly-Direct Deposit 1/7/2025	-	2,684.83	10,003,996.50
3009	PR	1894350	01/07/25		35391	Perkins, Shane M. - Payroll Bi-Weekly-Direct Deposit 1/7/2025	-	1,966.91	10,002,029.59
3009	PR	1894378	01/07/25		35392	Poliakon, Brett M. - Payroll Bi-Weekly-Direct Deposit 1/7/2025	-	2,803.92	9,999,225.67
3009	PR	1894407	01/07/25		35393	Post, Thomas A. - Payroll Bi-Weekly-Direct Deposit 1/7/2025	-	2,974.30	9,996,251.37
3009	PR	1894436	01/07/25		35394	Postula, Justin M. - Payroll Bi-Weekly-Direct Deposit 1/7/2025	-	4,674.22	9,991,577.15
3009	PR	1894461	01/07/25		35395	Postula, Karl A. - Payroll Bi-Weekly-Direct Deposit 1/7/2025	-	3,505.86	9,988,071.29
3009	PR	1894488	01/07/25		35396	Pruitt, Robert E. - Payroll Bi-Weekly-Direct Deposit 1/7/2025	-	2,805.14	9,985,266.15
3009	PR	1894514	01/07/25		35397	Rafters, William C. - Payroll Bi-Weekly-Direct Deposit 1/7/2025	-	2,176.40	9,983,089.75

**CAFMA-Central Arizona Fire and Medical**  
GL Account Ledger - Detail By Period  
1/1/2025 through 1/31/2025

Batch	Journal	Entry #	Date	Job	Document	Description	Debits	Credits	Balance
<b>10.1100.0.0.000</b>			<b>CASH WITH YAVAPAI COUNTY (CONTINUED)</b>						
3009	PR	1894539	01/07/25		35398	Rawson, Cody M. - Payroll Bi-Weekly-Direct Deposit 1/7/2025	\$-	\$1,736.13	\$9,981,353.62
3009	PR	1894565	01/07/25		35399	Redfern, Joshua L. - Payroll Bi-Weekly-Direct Deposit 1/7/2025	-	2,517.95	9,978,835.67
3009	PR	1894586	01/07/25		35400	Reed, Baylee R. - Payroll Bi-Weekly-Direct Deposit 1/7/2025	-	1,765.21	9,977,070.46
3009	PR	1894614	01/07/25		35401	Reeves, Katherine D. - Payroll Bi-Weekly-Direct Deposit 1/7/2025	-	1,628.61	9,975,441.85
3009	PR	1894641	01/07/25		35402	Rendl, Robert A. - Payroll Bi-Weekly-Direct Deposit 1/7/2025	-	4,502.20	9,970,939.65
3009	PR	1894670	01/07/25		35403	Reyes, Adam N. - Payroll Bi-Weekly-Direct Deposit 1/7/2025	-	2,432.85	9,968,506.80
3009	PR	1894692	01/07/25		35404	Roberts, Jerry R. - Payroll Bi-Weekly-Direct Deposit 1/7/2025	-	3,049.98	9,965,456.82
3009	PR	1894721	01/07/25		35405	Rocha, Edgar O. - Payroll Bi-Weekly-Direct Deposit 1/7/2025	-	1,620.75	9,963,836.07
3009	PR	1894750	01/07/25		35406	Roche, Benjamin H. - Payroll Bi-Weekly-Direct Deposit 1/7/2025	-	3,018.37	9,960,817.70
3009	PR	1894776	01/07/25		35407	Rose, Cody S. - Payroll Bi-Weekly-Direct Deposit 1/7/2025	-	4,095.72	9,956,721.98
3009	PR	1894807	01/07/25		35408	Runo, Kyle E. - Payroll Bi-Weekly-Direct Deposit 1/7/2025	-	2,592.95	9,954,129.03
3009	PR	1894836	01/07/25		35409	Ryan, Keith M. - Payroll Bi-Weekly-Direct Deposit 1/7/2025	-	1,923.51	9,952,205.52
3009	PR	1894865	01/07/25		35410	Samaniego, Jordan - Payroll Bi-Weekly-Direct Deposit 1/7/2025	-	2,155.67	9,950,049.85
3009	PR	1894888	01/07/25		35411	Scaife, Domenic J. - Payroll Bi-Weekly-Direct Deposit 1/7/2025	-	3,142.30	9,946,907.55
3009	PR	1894914	01/07/25		35412	Schiffmacher, Gerald - Payroll Bi-Weekly-Direct Deposit 1/7/2025	-	2,020.16	9,944,887.39
3009	PR	1894938	01/07/25		35413	Schuster Jr., Alan J. - Payroll Bi-Weekly-Direct Deposit 1/7/2025	-	929.28	9,943,958.11
3009	PR	1894960	01/07/25		35414	Seets, James W. - Payroll Bi-Weekly-Direct Deposit 1/7/2025	-	2,297.24	9,941,660.87
3009	PR	1894988	01/07/25		35415	Sheldon, Wesley K. - Payroll Bi-Weekly-Direct Deposit 1/7/2025	-	2,466.52	9,939,194.35
3009	PR	1895011	01/07/25		35416	Sherman, Kylee N. - Payroll Bi-Weekly-Direct Deposit 1/7/2025	-	1,245.13	9,937,949.22
3009	PR	1895035	01/07/25		35417	Siebe, Mason K. - Payroll Bi-Weekly-Direct Deposit 1/7/2025	-	1,830.49	9,936,118.73
3009	PR	1895060	01/07/25		35418	Sims, Lacie J. - Payroll Bi-Weekly-Direct Deposit 1/7/2025	-	2,414.50	9,933,704.23
3009	PR	1895083	01/07/25		35419	Sims, Samuel J. - Payroll Bi-Weekly-Direct Deposit 1/7/2025	-	1,906.32	9,931,797.91
3009	PR	1895114	01/07/25		35420	Smith, Jacob A. - Payroll Bi-Weekly-Direct Deposit 1/7/2025	-	1,927.65	9,929,870.26
3009	PR	1895145	01/07/25		35421	Smith, Russell - Payroll Bi-Weekly-Direct Deposit 1/7/2025	-	2,647.98	9,927,222.28
3009	PR	1895168	01/07/25		35422	Smith, Travis L. - Payroll Bi-Weekly-Direct Deposit 1/7/2025	-	3,073.15	9,924,149.13

**CAFMA-Central Arizona Fire and Medical**  
GL Account Ledger - Detail By Period  
1/1/2025 through 1/31/2025

Batch	Journal	Entry #	Date	Job	Document	Description	Debits	Credits	Balance
<b>10.1100.0.0.000</b>			<b>CASH WITH YAVAPAI COUNTY (CONTINUED)</b>						
3009	PR	1895194	01/07/25		35423	Smith, Daniel M. - Payroll Bi-Weekly-Direct Deposit 1/7/2025	\$-	\$1,716.08	\$9,922,433.05
3009	PR	1895222	01/07/25		35424	Smith, Kristopher A. - Payroll Bi-Weekly-Direct Deposit 1/7/2025	-	2,429.08	9,920,003.97
3009	PR	1895248	01/07/25		35425	Snyder, Timothy E. - Payroll Bi-Weekly-Direct Deposit 1/7/2025	-	3,398.53	9,916,605.44
3009	PR	1895279	01/07/25		35426	Steinert, Jonathan R. - Payroll Bi-Weekly-Direct Deposit 1/7/2025	-	2,091.69	9,914,513.75
3009	PR	1895305	01/07/25		35427	Stewart, Jeff - Payroll Bi-Weekly-Direct Deposit 1/7/2025	-	2,494.00	9,912,019.75
3009	PR	1895335	01/07/25		35428	Stooks, Wallace C. - Payroll Bi-Weekly-Direct Deposit 1/7/2025	-	2,956.13	9,909,063.62
3009	PR	1895363	01/07/25		35429	Stretton, Garrett M. - Payroll Bi-Weekly-Direct Deposit 1/7/2025	-	1,780.95	9,907,282.67
3009	PR	1895388	01/07/25		35430	Swanson, Luke C. - Payroll Bi-Weekly-Direct Deposit 1/7/2025	-	1,642.51	9,905,640.16
3009	PR	1895411	01/07/25		35431	Theos, Kristen L. - Payroll Bi-Weekly-Direct Deposit 1/7/2025	-	1,775.31	9,903,864.85
3009	PR	1895442	01/07/25		35432	Tillich, Timothy A. - Payroll Bi-Weekly-Direct Deposit 1/7/2025	-	2,570.49	9,901,294.36
3009	PR	1895467	01/07/25		35433	Tirpak, Darrell J. - Payroll Bi-Weekly-Direct Deposit 1/7/2025	-	3,386.73	9,897,907.63
3009	PR	1895494	01/07/25		35434	Trask, Ryan A. - Payroll Bi-Weekly-Direct Deposit 1/7/2025	-	2,817.41	9,895,090.22
3009	PR	1895521	01/07/25		35435	Trujillo, Erik J. - Payroll Bi-Weekly-Direct Deposit 1/7/2025	-	2,375.65	9,892,714.57
3009	PR	1895550	01/07/25		35436	Turner, Adam N. - Payroll Bi-Weekly-Direct Deposit 1/7/2025	-	1,603.95	9,891,110.62
3009	PR	1895578	01/07/25		35437	Turner, Kenneth R. - Payroll Bi-Weekly-Direct Deposit 1/7/2025	-	3,728.28	9,887,382.34
3009	PR	1895598	01/07/25		35438	VanTuyl, Jonah D. - Payroll Bi-Weekly-Direct Deposit 1/7/2025	-	3,336.62	9,884,045.72
3009	PR	1895631	01/07/25		35439	Vanatta, Justin B. - Payroll Bi-Weekly-Direct Deposit 1/7/2025	-	3,433.02	9,880,612.70
3009	PR	1895664	01/07/25		35440	Vargas, Nicholas A. - Payroll Bi-Weekly-Direct Deposit 1/7/2025	-	1,641.14	9,878,971.56
3009	PR	1895691	01/07/25		35441	Wagner, Adam D. - Payroll Bi-Weekly-Direct Deposit 1/7/2025	-	2,972.37	9,875,999.19
3009	PR	1895717	01/07/25		35442	Wittenberg, David J. - Payroll Bi-Weekly-Direct Deposit 1/7/2025	-	3,101.46	9,872,897.73
3009	PR	1895743	01/07/25		35443	Yocham, Stephanie L. - Payroll Bi-Weekly-Direct Deposit 1/7/2025	-	1,983.33	9,870,914.40
3009	PR	1895772	01/07/25		35444	Zazueta, Robert P. - Payroll Bi-Weekly-Direct Deposit 1/7/2025	-	5,049.97	9,865,864.43
3015	CR	1895912	01/09/25		0080135329	MLADEJOVSKY, MICHAEL -	279.50	-	9,866,143.93
3015	CR	1895914	01/09/25		0510619267	Sims, Mike -	14.68	-	9,866,158.61
3015	CR	1895903	01/09/25		111556	Williams Fire Department -	2,459.72	-	9,868,618.33
3015	CR	1895911	01/09/25		1145	ACOSTA, DEBRA -	87.71	-	9,868,706.04
3015	CR	1895821	01/09/25		1328557	AZ DEPT OF FORESTRY & FIRE MGT -	3,178.30	-	9,871,884.34
3015	CR	1895905	01/09/25		15863	CHRISTOPHER KOHLS FIRE DEPT -	225.81	-	9,872,110.15
3015	CR	1895788	01/09/25		219162	Bliss, Scott -	150.00	-	9,872,260.15

CAFMA-Central Arizona Fire and Medical

GL Account Ledger - Detail By Period

1/1/2025 through 1/31/2025

Batch	Journal	Entry #	Date	Job	Document	Description	Debits	Credits	Balance
<b>10.1100.0.0.000</b>			<b>CASH WITH YAVAPAI COUNTY (CONTINUED)</b>						
3015	CR	1895789	01/09/25		219162	CAMACHO, ALBERT -	\$260.00	\$-	\$9,872,520.15
3015	CR	1895790	01/09/25		219162	Carothers, Robert Cougan -	260.00	-	9,872,780.15
3015	CR	1895791	01/09/25		219162	Chase, Rick -	115.26	-	9,872,895.41
3015	CR	1895792	01/09/25		219162	COLE, BRIAN -	89.76	-	9,872,985.17
3015	CR	1895793	01/09/25		219162	COOK, CHARLES -	89.76	-	9,873,074.93
3015	CR	1895794	01/09/25		219162	Curry, Robert -	89.76	-	9,873,164.69
3015	CR	1895795	01/09/25		219162	CURTIS, DAVID -	43.86	-	9,873,208.55
3015	CR	1895796	01/09/25		219162	DALE, JACK -	89.76	-	9,873,298.31
3015	CR	1895797	01/09/25		219162	DIBBLE, STEVE -	89.76	-	9,873,388.07
3015	CR	1895798	01/09/25		219162	Douglas, Ren -	89.76	-	9,873,477.83
3015	CR	1895799	01/09/25		219162	HARRIS, ALLEN -	89.76	-	9,873,567.59
3015	CR	1895800	01/09/25		219162	INGRAO, JACK -	89.76	-	9,873,657.35
3015	CR	1895801	01/09/25		219162	INGRAO, JORY -	150.00	-	9,873,807.35
3015	CR	1895802	01/09/25		219162	KELLEY, JOE -	43.86	-	9,873,851.21
3015	CR	1895803	01/09/25		219162	LOPEMAN, KEITH -	43.86	-	9,873,895.07
3015	CR	1895804	01/09/25		219162	LOPEZ, RODNEY -	89.76	-	9,873,984.83
3015	CR	1895805	01/09/25		219162	MCCONNELL, DAVE -	115.26	-	9,874,100.09
3015	CR	1895806	01/09/25		219162	MOORE, SCOTT -	89.76	-	9,874,189.85
3015	CR	1895807	01/09/25		219162	NESS, DANIEL -	43.86	-	9,874,233.71
3015	CR	1895808	01/09/25		219162	PARRISH, MICHAEL -	89.76	-	9,874,323.47
3015	CR	1895809	01/09/25		219162	POLACEK, JEFF -	115.26	-	9,874,438.73
3015	CR	1895810	01/09/25		219162	Prange, Ross -	260.00	-	9,874,698.73
3015	CR	1895811	01/09/25		219162	Reyes, Charlie -	89.76	-	9,874,788.49
3015	CR	1895812	01/09/25		219162	ROBISON, MICHAEL J. -	89.76	-	9,874,878.25
3015	CR	1895813	01/09/25		219162	Sims, Mike -	89.76	-	9,874,968.01
3015	CR	1895814	01/09/25		219162	Tarver, Shawn -	89.76	-	9,875,057.77
3015	CR	1895815	01/09/25		219162	Tucker, Michael -	260.00	-	9,875,317.77
3015	CR	1895816	01/09/25		219162	Valadez, Armando -	74.46	-	9,875,392.23
3015	CR	1895817	01/09/25		219162	VANATTA, DAVIN -	150.00	-	9,875,542.23
3015	CR	1895818	01/09/25		219162	WILHARM, BRIAN -	89.76	-	9,875,631.99
3015	CR	1895819	01/09/25		219168	Madden, James (Jim) -	146.25	-	9,875,778.24
3015	CR	1895902	01/09/25		2419	DeJoria, Dana -	763.09	-	9,876,541.33
3015	CR	1895913	01/09/25		324803	Town of Prescott Valley -	810.40	-	9,877,351.73
3015	CR	1895954	01/09/25		4002538	Securis Insurance Pool -	1,749.16	-	9,879,100.89
3015	CR	1895907	01/09/25		536551	CITY OF PRESCOTT -	806.00	-	9,879,906.89
3015	CR	1895910	01/09/25		782	PACHECO, RUBY -	64.97	-	9,879,971.86
3015	CR	1895908	01/09/25		8182	BRANDT, SUSAN & CLIFFORD -	200.84	-	9,880,172.70
3015	CR	1895906	01/09/25		82305	PAYSON FIRE DEPARTMENT -	5,205.61	-	9,885,378.31
3015	CR	1895909	01/09/25		9022	Marie and Edward Pehl -	300.00	-	9,885,678.31
3015	CR	1895820	01/09/25		9062	TAYLOR SHERI -	337.05	-	9,886,015.36
3015	CR	1895904	01/09/25		9907392613	COPPER CANYON FIRE & MEDICAL -	142.10	-	9,886,157.46
3026	CD	1896035	01/13/25		756747833	American Express, Inc. - Cash Disbursement AMEEXP	-	46,804.76	9,839,352.70
3026	CD	1896182	01/13/25		756747842	American Hose LLC - Cash Disbursement AMEHOS	-	95.53	9,839,257.17
3026	CD	1896187	01/13/25		756747843	Arizona PPE Recon, Inc - Cash Disbursement ARPPER	-	2,053.79	9,837,203.38
3026	CD	1896190	01/13/25		756747844	Balanced Heating & Air - Cash Disbursement BAHEAI	-	125.00	9,837,078.38

**CAFMA-Central Arizona Fire and Medical**  
GL Account Ledger - Detail By Period  
1/1/2025 through 1/31/2025

Batch	Journal	Entry #	Date	Job	Document	Description	Debits	Credits	Balance
<b>10.1100.0.0.000</b>			<b>CASH WITH YAVAPAI COUNTY (CONTINUED)</b>						
3026	CD	1896192	01/13/25		756747845	Bennett Oil - Cash Disbursement BENOIL	\$-	\$2,519.91	\$9,834,558.47
3026	CD	1896197	01/13/25		756747846	Morgan, Bobby - Cash Disbursement BOBREP	-	710.02	9,833,848.45
3026	CD	1896201	01/13/25		756747847	Bound Tree Medical LLC - Cash Disbursement BOTRME	-	7,156.44	9,826,692.01
3026	CD	1896205	01/13/25		756747848	B & W Fire Security Systems - Cash Disbursement BWFISE	-	627.94	9,826,064.07
3026	CD	1896208	01/13/25		756747849	Sparklight - Cash Disbursement CABONE	-	118.93	9,825,945.14
3026	CD	1896213	01/13/25		756747850	CSTOR - Cash Disbursement CUSSTO	-	4,543.56	9,821,401.58
3026	CD	1896216	01/13/25		756747851	L.N. Curtis & Sons - Cash Disbursement CUTOHE	-	436.11	9,820,965.47
3026	CD	1896220	01/13/25		756747852	DES- Unemployment Tax - Cash Disbursement DEECSE	-	60.70	9,820,904.77
3026	CD	1896222	01/13/25		756747853	Dish Network - Cash Disbursement DISNET	-	150.12	9,820,754.65
3026	CD	1896224	01/13/25		756747854	ERP ADVISORS GROUP - Cash Disbursement ERPADV	-	2,511.25	9,818,243.40
3026	CD	1896227	01/13/25		756747855	FACTORY MOTOR PARTS - Cash Disbursement FAMOPA	-	73.63	9,818,169.77
3026	CD	1896230	01/13/25		756747856	Freightliner of AZ, LLC - Cash Disbursement FROFAR	-	437.53	9,817,732.24
3026	CD	1896237	01/13/25		756747857	Michael M. Golightly & Assoc - Cash Disbursement GOLMIC	-	1,326.66	9,816,405.58
3026	CD	1896241	01/13/25		756747858	Highway Products, INC - Cash Disbursement HIGPRO	-	27,660.80	9,788,744.78
3026	CD	1896244	01/13/25		756747859	ImageTrend - Cash Disbursement IMATRE	-	25,533.01	9,763,211.77
3026	CD	1896246	01/13/25		756747860	Manzanita Landscaping, Inc - Cash Disbursement MANLAN	-	1,357.18	9,761,854.59
3026	CD	1896251	01/13/25		756747861	NAPA Auto Parts - Cash Disbursement NAAUPA	-	887.57	9,760,967.02
3026	CD	1896280	01/13/25		756747863	NFP Property and Casualty - Cash Disbursement NFPPRO	-	48,886.00	9,712,081.02
3026	CD	1896282	01/13/25		756747864	Pacific Office Automation - Cash Disbursement PAOFAU	-	3,177.54	9,708,903.48
3026	CD	1896287	01/13/25		756747865	Prescott Steel & Welding - Cash Disbursement PRSTWE	-	25.06	9,708,878.42
3026	CD	1896290	01/13/25		756747866	Republic EVS - Cash Disbursement REPEVS	-	302.37	9,708,576.05
3026	CD	1896294	01/13/25		756747867	The Counseling Office of - Cash Disbursement RITDEB	-	2,560.00	9,706,016.05
3026	CD	1896298	01/13/25		756747868	RWC Group - Cash Disbursement RWCINT	-	807.80	9,705,208.25
3026	CD	1896306	01/13/25		756747869	The Hike Shack - Cash Disbursement THHISH	-	165.78	9,705,042.47
3026	CD	1896309	01/13/25		756747870	Town of Prescott Valley - Cash Disbursement TOPRVA	-	155.48	9,704,886.99
3026	CD	1896312	01/13/25		756747871	Turbo & Electric Sales & Srvc - Cash Disbursement TUELSA	-	1,668.72	9,703,218.27
3026	CD	1896315	01/13/25		756747872	Unisource Energy Services - Cash Disbursement UNENSE	-	278.18	9,702,940.09
3026	CD	1896317	01/13/25		756747873	Verizon Wireless - Cash Disbursement VERWIR	-	5,309.53	9,697,630.56
3026	CD	1896322	01/13/25		756747874	Yavapai Co Comm. College Distr - Cash Disbursement YAVCOL	-	23,352.00	9,674,278.56
3026	CD	1896324	01/16/25		756747875	Action Graphics - Cash Disbursement ACTGRA	-	2,287.17	9,671,991.39
3026	CD	1896332	01/16/25		756747876	APS - Cash Disbursement APS	-	16,497.83	9,655,493.56
3026	CD	1896358	01/16/25		756747878	Bianchi and Brandt - Cash Disbursement BIABRA	-	127.50	9,655,366.06
3026	CD	1896360	01/16/25		756747879	Bound Tree Medical LLC - Cash Disbursement BOTRME	-	8,175.68	9,647,190.38
3026	CD	1896387	01/16/25		756747881	B & W Fire Security Systems - Cash Disbursement BWFISE	-	255.63	9,646,934.75

**CAFMA-Central Arizona Fire and Medical**  
GL Account Ledger - Detail By Period  
1/1/2025 through 1/31/2025

Batch	Journal	Entry #	Date	Job	Document	Description	Debits	Credits	Balance
<b>10.1100.0.0.000 CASH WITH YAVAPAI COUNTY (CONTINUED)</b>									
3026	CD	1896389	01/16/25		756747882	Sparklight - Cash Disbursement CABONE	\$-	\$1,043.78	\$9,645,890.97
3026	CD	1896392	01/16/25		756747883	Chase Bank - Cash Disbursement CHASE	-	939,807.50	8,706,083.47
3026	CD	1896420	01/16/25		756747885	Chase Card Services - Cash Disbursement CHCASE	-	14,452.24	8,691,631.23
3026	CD	1896497	01/16/25		756747890	Law Off. of Nicolas Cornelius - Cash Disbursement CORNIC	-	15,980.00	8,675,651.23
3026	CD	1896500	01/16/25		756747891	L.N. Curtis & Sons - Cash Disbursement CUTOHE	-	5,961.80	8,669,689.43
3026	CD	1896508	01/16/25		756747892	Freightliner of AZ, LLC - Cash Disbursement FROFAR	-	190.45	8,669,498.98
3026	CD	1896512	01/16/25		756747893	W.W. Grainger, Inc - Cash Disbursement GRAING	-	125.62	8,669,373.36
3026	CD	1896515	01/16/25		756747894	GRANITE TELECOMMUNICATIONS LLC - Cash Disbursement GRANET	-	1,130.20	8,668,243.16
3026	CD	1896518	01/16/25		756747895	JORY INGRAO - Cash Disbursement INGJOR	-	150.00	8,668,093.16
3026	CD	1896520	01/16/25		756747896	KAIROS Health Arizona, Inc - Cash Disbursement KAIROS	-	222,557.72	8,445,535.44
3026	CD	1896535	01/16/25		756747897	Mercury Medical Inc - Cash Disbursement MERMED	-	1,043.08	8,444,492.36
3026	CD	1896540	01/16/25		756747898	Neumann High Country Doors - Cash Disbursement NEUHCD	-	13,385.83	8,431,106.53
3026	CD	1896545	01/16/25		756747899	Prescott Steel & Welding - Cash Disbursement PRSTWE	-	62.07	8,431,044.46
3026	CD	1896548	01/16/25		756747900	S&A EXCAVATION LLC - Cash Disbursement SAEXCA	-	810.65	8,430,233.81
3026	CD	1896554	01/16/25		756747901	Securis Insurance Pool, Inc - Cash Disbursement SEINPO	-	280,368.25	8,149,865.56
3026	CD	1896556	01/16/25		756747902	Besonson Tools LLC - Cash Disbursement SNONTO	-	11.05	8,149,854.51
3026	CD	1896559	01/16/25		756747903	Stryker Sales, LLC - Cash Disbursement STSACO	-	1,244.60	8,148,609.91
3026	CD	1896563	01/16/25		756747904	Teleflex Funding LLC - Cash Disbursement TELEFL	-	2,606.13	8,146,003.78
3026	CD	1896572	01/16/25		756747905	Tessco, Inc - Cash Disbursement TESSCO	-	137.20	8,145,866.58
3026	CD	1896579	01/16/25		756747906	Town of Prescott Valley - Cash Disbursement TOPRVA	-	1,448.52	8,144,418.06
3026	CD	1896584	01/16/25		756747907	Unisource Energy Services - Cash Disbursement UNENSE	-	93.26	8,144,324.80
3026	CD	1896401	01/16/25		DIR.DEP.PPE.01.11.1	Chase Bank - PR - DIRECT DEPOSIT PPE 1/11/2025	495,147.72	-	8,639,472.52
3032	CR	1906592	01/20/25		0022340077	McRoberts, Steven & Elizabeth -	97.78	-	8,639,570.30
3032	CR	1906593	01/20/25		0022574389	MOLINA, ROBERT -	432.84	-	8,640,003.14
3032	CR	1906594	01/20/25		0022826385	SANCHEZ, MICHAEL -	195.10	-	8,640,198.24
3032	CR	1906605	01/20/25		0510619306	VANATTA, DAVIN -	763.09	-	8,640,961.33
3032	CR	1906599	01/20/25		0510619414	Prange, Ross -	1,000.00	-	8,641,961.33
3032	CR	1906600	01/20/25		0510619415	Bliss, Scott -	763.09	-	8,642,724.42
3032	CR	1906603	01/20/25		0510619416	Carothers, Robert Cougan -	1,583.75	-	8,644,308.17
3032	CR	1906598	01/20/25		0510619417	Valadez, Armando -	7.33	-	8,644,315.50
3032	CR	1906604	01/20/25		0510619418	Curry, Robert -	14.68	-	8,644,330.18
3032	CR	1906602	01/20/25		0510619467	LOPEMAN, KEITH -	7.33	-	8,644,337.51
3030	CR	1906560	01/20/25		111634	Williams Fire Department -	1,660.81	-	8,645,998.32
3032	CR	1906595	01/20/25		112333	CHINO VALLEY POLICE DEPARTMENT -	455.69	-	8,646,454.01
3030	CR	1906559	01/20/25		1336189	AZ Dept of Forestry & Fire Mgt -	83,918.66	-	8,730,372.67
3032	CR	1906601	01/20/25		5011268795	Tucker, Michael -	3,000.00	-	8,733,372.67
3032	CR	1906597	01/20/25		706104765	VERDE VALLEY FIRE DISTRICT -	799.90	-	8,734,172.57
3030	CR	1906558	01/20/25		82388	PAYSON FIRE DEPARTMENT -	3,158.53	-	8,737,331.10
3030	CR	1906557	01/20/25		8300019494	HELLS GATE FIRE DEPARTMENT -	235.99	-	8,737,567.09
3032	CR	1906596	01/20/25		9907675523	COPPER CANYON FIRE & MEDICAL -	543.45	-	8,738,110.54

**CAFMA-Central Arizona Fire and Medical**  
GL Account Ledger - Detail By Period  
1/1/2025 through 1/31/2025

Batch	Journal	Entry #	Date	Job	Document	Description	Debits	Credits	Balance
<b>10.1100.0.0.000</b>			<b>CASH WITH YAVAPAI COUNTY (CONTINUED)</b>						
3031	CR	1906588	01/20/25		CASH	CPR CLASS -	\$50.00	\$-	\$8,738,160.54
3031	CR	1906589	01/20/25		CASH	PLANS REVIEW -	125.00	-	8,738,285.54
3029	PR	1901506	01/21/25		35445	Amaya, Aaron M. - Payroll Bi-Weekly-Direct Deposit 1/21/2025	-	1,760.18	8,736,525.36
3029	PR	1901528	01/21/25		35446	Anderson, Kim E. - Payroll Bi-Weekly-Direct Deposit 1/21/2025	-	1,265.56	8,735,259.80
3029	PR	1901556	01/21/25		35447	Anglin, Jake J. - Payroll Bi-Weekly-Direct Deposit 1/21/2025	-	1,582.35	8,733,677.45
3029	PR	1901587	01/21/25		35448	Apolinar, Johnathan R. - Payroll Bi-Weekly-Direct Deposit 1/21/2025	-	2,349.05	8,731,328.40
3029	PR	1901618	01/21/25		35449	Aponte, Anthony M. - Payroll Bi-Weekly-Direct Deposit 1/21/2025	-	2,551.07	8,728,777.33
3029	PR	1901644	01/21/25		35450	Baker, Mark A. - Payroll Bi-Weekly-Direct Deposit 1/21/2025	-	2,635.44	8,726,141.89
3029	PR	1901668	01/21/25		35451	Baraban, Owen M. - Payroll Bi-Weekly-Direct Deposit 1/21/2025	-	1,742.05	8,724,399.84
3029	PR	1901691	01/21/25		35452	Barnes, Lee T. - Payroll Bi-Weekly-Direct Deposit 1/21/2025	-	3,862.63	8,720,537.21
3029	PR	1901717	01/21/25		35453	Barnum, Josh M. - Payroll Bi-Weekly-Direct Deposit 1/21/2025	-	2,862.49	8,717,674.72
3029	PR	1901744	01/21/25		35454	Basurto-Cancino, Leobardo - Payroll Bi-Weekly-Direct Deposit 1/21/2025	-	2,646.38	8,715,028.34
3029	PR	1901768	01/21/25		35455	Batista, Riley R. - Payroll Bi-Weekly-Direct Deposit 1/21/2025	-	1,623.67	8,713,404.67
3029	PR	1901791	01/21/25		35456	Bickel, Kristofer M. - Payroll Bi-Weekly-Direct Deposit 1/21/2025	-	1,767.29	8,711,637.38
3029	PR	1901821	01/21/25		35457	Blair, Wyatt L. - Payroll Bi-Weekly-Direct Deposit 1/21/2025	-	2,956.24	8,708,681.14
3029	PR	1901844	01/21/25		35458	Blum, Rodney A. - Payroll Bi-Weekly-Direct Deposit 1/21/2025	-	2,105.44	8,706,575.70
3029	PR	1901867	01/21/25		35459	Brown, Laycee E. - Payroll Bi-Weekly-Direct Deposit 1/21/2025	-	1,630.36	8,704,945.34
3029	PR	1901891	01/21/25		35460	Brown Jr, Dennis F. - Payroll Bi-Weekly-Direct Deposit 1/21/2025	-	3,259.12	8,701,686.22
3029	PR	1901921	01/21/25		35461	Brunk, Jacob A. - Payroll Bi-Weekly-Direct Deposit 1/21/2025	-	3,300.23	8,698,385.99
3029	PR	1901950	01/21/25		35462	Buchanan, Ben D. - Payroll Bi-Weekly-Direct Deposit 1/21/2025	-	5,171.69	8,693,214.30
3029	PR	1901974	01/21/25		35463	Bulters, Scott D. - Payroll Bi-Weekly-Direct Deposit 1/21/2025	-	4,387.44	8,688,826.86
3029	PR	1902003	01/21/25		35464	Buntin, Darrell R. - Payroll Bi-Weekly-Direct Deposit 1/21/2025	-	2,589.60	8,686,237.26
3029	PR	1902029	01/21/25		35465	Burch, Brian J. - Payroll Bi-Weekly-Direct Deposit 1/21/2025	-	2,605.58	8,683,631.68
3029	PR	1902059	01/21/25		35466	Burch, Caden C. - Payroll Bi-Weekly-Direct Deposit 1/21/2025	-	3,907.20	8,679,724.48
3029	PR	1902083	01/21/25		35467	Burchard, Benjamin A. - Payroll Bi-Weekly-Direct Deposit 1/21/2025	-	1,414.29	8,678,310.19
3029	PR	1902110	01/21/25		35468	Bushman, James V. - Payroll Bi-Weekly-Direct Deposit 1/21/2025	-	4,235.58	8,674,074.61



**CAFMA-Central Arizona Fire and Medical**  
GL Account Ledger - Detail By Period  
1/1/2025 through 1/31/2025

Batch	Journal	Entry #	Date	Job	Document	Description	Debits	Credits	Balance
<b>10.1100.0.0.000</b>			<b>CASH WITH YAVAPAI COUNTY (CONTINUED)</b>						
3029	PR	1902138	01/21/25		35469	Butler, Jason - Payroll Bi-Weekly-Direct Deposit 1/21/2025	\$-	\$4,625.56	\$8,669,449.05
3029	PR	1902169	01/21/25		35470	Butterfield, Jesse D. - Payroll Bi-Weekly-Direct Deposit 1/21/2025	-	2,192.30	8,667,256.75
3029	PR	1902191	01/21/25		35471	Campos, Brandon J. - Payroll Bi-Weekly-Direct Deposit 1/21/2025	-	3.42	8,667,253.33
3029	PR	1902225	01/21/25		35472	Carpenter, Noah W. - Payroll Bi-Weekly-Direct Deposit 1/21/2025	-	2,040.01	8,665,213.32
3029	PR	1902252	01/21/25		35473	Castello, Michael A. - Payroll Bi-Weekly-Direct Deposit 1/21/2025	-	2,160.39	8,663,052.93
3029	PR	1902280	01/21/25		35474	Cazaly, Marshall - Payroll Bi-Weekly-Direct Deposit 1/21/2025	-	2,589.99	8,660,462.94
3029	PR	1902305	01/21/25		35475	Cirzan, Jayce S. - Payroll Bi-Weekly-Direct Deposit 1/21/2025	-	1,773.19	8,658,689.75
3029	PR	1902328	01/21/25		35476	Clark, Erskine E. - Payroll Bi-Weekly-Direct Deposit 1/21/2025	-	1,663.65	8,657,026.10
3029	PR	1902359	01/21/25		35477	Collins, Seth M. - Payroll Bi-Weekly-Direct Deposit 1/21/2025	-	3,129.28	8,653,896.82
3029	PR	1902385	01/21/25		35478	Copenhaver, Douglas J. - Payroll Bi-Weekly-Direct Deposit 1/21/2025	-	2,719.35	8,651,177.47
3029	PR	1902409	01/21/25		35479	Coronado, Nathaniel A. - Payroll Bi-Weekly-Direct Deposit 1/21/2025	-	2,113.21	8,649,064.26
3029	PR	1902434	01/21/25		35480	Cox, Phillip C. - Payroll Bi-Weekly-Direct Deposit 1/21/2025	-	3,366.22	8,645,698.04
3029	PR	1902461	01/21/25		35481	Craik, John P. - Payroll Bi-Weekly-Direct Deposit 1/21/2025	-	2,307.72	8,643,390.32
3029	PR	1902491	01/21/25		35482	Croft, Adam J. - Payroll Bi-Weekly-Direct Deposit 1/21/2025	-	2,441.40	8,640,948.92
3029	PR	1902515	01/21/25		35483	Crossman, Eric L. - Payroll Bi-Weekly-Direct Deposit 1/21/2025	-	2,774.70	8,638,174.22
3029	PR	1902544	01/21/25		35484	Cruz, Steven R. - Payroll Bi-Weekly-Direct Deposit 1/21/2025	-	2,103.78	8,636,070.44
3029	PR	1902574	01/21/25		35485	DalCerro, Matthew R. - Payroll Bi-Weekly-Direct Deposit 1/21/2025	-	1,869.82	8,634,200.62
3029	PR	1902601	01/21/25		35486	Davidson, Glenn T. - Payroll Bi-Weekly-Direct Deposit 1/21/2025	-	3,178.22	8,631,022.40
3029	PR	1902627	01/21/25		35487	Davis, Bradley M. - Payroll Bi-Weekly-Direct Deposit 1/21/2025	-	4,016.89	8,627,005.51
3029	PR	1902651	01/21/25		35488	Dawson, Logan J. - Payroll Bi-Weekly-Direct Deposit 1/21/2025	-	1,343.83	8,625,661.68
3029	PR	1902674	01/21/25		35489	Dawson, Megan E. - Payroll Bi-Weekly-Direct Deposit 1/21/2025	-	1,439.47	8,624,222.21
3029	PR	1902700	01/21/25		35490	Deering, Andrew L. - Payroll Bi-Weekly-Direct Deposit 1/21/2025	-	1,163.08	8,623,059.13
3029	PR	1902726	01/21/25		35491	Delbridge, Corey A. - Payroll Bi-Weekly-Direct Deposit 1/21/2025	-	2,255.61	8,620,803.52
3029	PR	1902755	01/21/25		35492	DiVall, Nelson - Payroll Bi-Weekly-Direct Deposit 1/21/2025	-	2,032.24	8,618,771.28
3029	PR	1902784	01/21/25		35493	Dibble, Gordon L. - Payroll Bi-Weekly-Direct Deposit 1/21/2025	-	2,937.28	8,615,834.00

**CAFMA-Central Arizona Fire and Medical**  
GL Account Ledger - Detail By Period  
1/1/2025 through 1/31/2025

Batch	Journal	Entry #	Date	Job	Document	Description	Debits	Credits	Balance
<b>10.1100.0.0.000</b>			<b>CASH WITH YAVAPAI COUNTY (CONTINUED)</b>						
3029	PR	1902810	01/21/25		35494	Dixon, Susanne M. - Payroll Bi-Weekly-Direct Deposit 1/21/2025	\$-	\$2,921.49	\$8,612,912.51
3029	PR	1902839	01/21/25		35495	DuCharme, Zachary J. - Payroll Bi-Weekly-Direct Deposit 1/21/2025	-	2,493.00	8,610,419.51
3029	PR	1902864	01/21/25		35496	Dunning, Clint B. - Payroll Bi-Weekly-Direct Deposit 1/21/2025	-	2,396.95	8,608,022.56
3029	PR	1902888	01/21/25		35497	Duplessis, Robert A. - Payroll Bi-Weekly-Direct Deposit 1/21/2025	-	2,844.87	8,605,177.69
3029	PR	1902917	01/21/25		35498	Dwyer, Jonathan M. - Payroll Bi-Weekly-Direct Deposit 1/21/2025	-	3,167.17	8,602,010.52
3029	PR	1902945	01/21/25		35499	Eckle, Kellan J. - Payroll Bi-Weekly-Direct Deposit 1/21/2025	-	2,363.51	8,599,647.01
3029	PR	1902971	01/21/25		35500	Edwards, David S. - Payroll Bi-Weekly-Direct Deposit 1/21/2025	-	3,356.36	8,596,290.65
3029	PR	1902994	01/21/25		35501	Ely, Trey D. - Payroll Bi-Weekly-Direct Deposit 1/21/2025	-	1,780.72	8,594,509.93
3029	PR	1903017	01/21/25		35502	Engel, Nicole - Payroll Bi-Weekly-Direct Deposit 1/21/2025	-	1,283.84	8,593,226.09
3029	PR	1903045	01/21/25		35503	Estrada, Emilio C. - Payroll Bi-Weekly-Direct Deposit 1/21/2025	-	2,790.48	8,590,435.61
3029	PR	1903066	01/21/25		35504	Fabits, Cullen M. - Payroll Bi-Weekly-Direct Deposit 1/21/2025	-	1,777.40	8,588,658.21
3029	PR	1903089	01/21/25		35505	Fast, Teresa A. - Payroll Bi-Weekly-Direct Deposit 1/21/2025	-	1,318.99	8,587,339.22
3029	PR	1903113	01/21/25		35506	Feddema, John J. - Payroll Bi-Weekly-Direct Deposit 1/21/2025	-	4,438.87	8,582,900.35
3029	PR	1903144	01/21/25		35507	Ferris, Ryan M. - Payroll Bi-Weekly-Direct Deposit 1/21/2025	-	1,957.95	8,580,942.40
3029	PR	1903169	01/21/25		35508	Fields, Brody J. - Payroll Bi-Weekly-Direct Deposit 1/21/2025	-	2,852.41	8,578,089.99
3029	PR	1903203	01/21/25		35509	Fournier, Nick T. - Payroll Bi-Weekly-Direct Deposit 1/21/2025	-	3,425.99	8,574,664.00
3029	PR	1903226	01/21/25		35510	Frazier, Antonio - Payroll Bi-Weekly-Direct Deposit 1/21/2025	-	3,030.18	8,571,633.82
3029	PR	1903249	01/21/25		35511	Freeman, Michael - Payroll Bi-Weekly-Direct Deposit 1/21/2025	-	2,099.34	8,569,534.48
3029	PR	1903276	01/21/25		35512	Gallman, Timothy B. - Payroll Bi-Weekly-Direct Deposit 1/21/2025	-	3,340.60	8,566,193.88
3029	PR	1903303	01/21/25		35513	Gardea Chaparro, Ivonne - Payroll Bi-Weekly-Direct Deposit 1/21/2025	-	1,230.05	8,564,963.83
3029	PR	1903334	01/21/25		35514	Gentle, Joshua A. - Payroll Bi-Weekly-Direct Deposit 1/21/2025	-	1,818.43	8,563,145.40
3029	PR	1903362	01/21/25		35515	Gillihan, Jim W. - Payroll Bi-Weekly-Direct Deposit 1/21/2025	-	3,212.61	8,559,932.79
3029	PR	1903391	01/21/25		35516	Ginn, James E. - Payroll Bi-Weekly-Direct Deposit 1/21/2025	-	2,759.05	8,557,173.74
3029	PR	1903416	01/21/25		35517	Goodman, Laurie K. - Payroll Bi-Weekly-Direct Deposit 1/21/2025	-	2,029.75	8,555,143.99
3029	PR	1903451	01/21/25		35518	Gray, JT A. - Payroll Bi-Weekly-Direct Deposit 1/21/2025	-	2,021.91	8,553,122.08
3029	PR	1903479	01/21/25		35519	Guzzo, Nicholas R. - Payroll Bi-Weekly-Direct Deposit 1/21/2025	-	1,980.12	8,551,141.96

**CAFMA-Central Arizona Fire and Medical**  
GL Account Ledger - Detail By Period  
1/1/2025 through 1/31/2025

Batch	Journal	Entry #	Date	Job	Document	Description	Debits	Credits	Balance
<b>10.1100.0.0.000</b>			<b>CASH WITH YAVAPAI COUNTY (CONTINUED)</b>						
3029	PR	1903509	01/21/25		35520	Hall, Jace R. - Payroll Bi-Weekly-Direct Deposit 1/21/2025	\$-	\$3,784.36	\$8,547,357.60
3029	PR	1903539	01/21/25		35521	Hampton, Daniel A. - Payroll Bi-Weekly-Direct Deposit 1/21/2025	-	2,166.83	8,545,190.77
3029	PR	1903565	01/21/25		35522	Harper, Leslie R. - Payroll Bi-Weekly-Direct Deposit 1/21/2025	-	4,132.70	8,541,058.07
3029	PR	1903589	01/21/25		35523	Hernandez, Gabino J. - Payroll Bi-Weekly-Direct Deposit 1/21/2025	-	1,647.61	8,539,410.46
3029	PR	1903614	01/21/25		35524	Hlavacek, Evan - Payroll Bi-Weekly-Direct Deposit 1/21/2025	-	2,958.46	8,536,452.00
3029	PR	1903643	01/21/25		35525	Hoobler, Cammi L. - Payroll Bi-Weekly-Direct Deposit 1/21/2025	-	2,506.50	8,533,945.50
3029	PR	1903671	01/21/25		35526	Horstman, Stephen W. - Payroll Bi-Weekly-Direct Deposit 1/21/2025	-	3,728.96	8,530,216.54
3029	PR	1903697	01/21/25		35527	Huddleston, Michael B. - Payroll Bi-Weekly-Direct Deposit 1/21/2025	-	2,437.05	8,527,779.49
3029	PR	1903725	01/21/25		35528	Hutchison, Ethan K. - Payroll Bi-Weekly-Direct Deposit 1/21/2025	-	2,544.84	8,525,234.65
3029	PR	1903752	01/21/25		35529	Isbell, Tienna B. - Payroll Bi-Weekly-Direct Deposit 1/21/2025	-	1,838.60	8,523,396.05
3029	PR	1903784	01/21/25		35530	Jacobson, Terrence L. - Payroll Bi-Weekly-Direct Deposit 1/21/2025	-	4,472.00	8,518,924.05
3029	PR	1903804	01/21/25		35531	James, Ian S. - Payroll Bi-Weekly-Direct Deposit 1/21/2025	-	1,897.97	8,517,026.08
3029	PR	1903832	01/21/25		35532	Jimenez, Valentin - Payroll Bi-Weekly-Direct Deposit 1/21/2025	-	2,754.44	8,514,271.64
3029	PR	1903856	01/21/25		35533	Johnson, Carrie A. - Payroll Bi-Weekly-Direct Deposit 1/21/2025	-	2,984.11	8,511,287.53
3029	PR	1903885	01/21/25		35534	Jones, Shaun D. - Payroll Bi-Weekly-Direct Deposit 1/21/2025	-	3,125.58	8,508,161.95
3029	PR	1903909	01/21/25		35535	Jordan, Tessa M. - Payroll Bi-Weekly-Direct Deposit 1/21/2025	-	1,303.91	8,506,858.04
3029	PR	1903938	01/21/25		35536	King, Jeremiah D. - Payroll Bi-Weekly-Direct Deposit 1/21/2025	-	3,069.60	8,503,788.44
3029	PR	1903967	01/21/25		35537	Kirk, Jaron J. - Payroll Bi-Weekly-Direct Deposit 1/21/2025	-	2,532.82	8,501,255.62
3029	PR	1903990	01/21/25		35538	Kohler, Travis W. - Payroll Bi-Weekly-Direct Deposit 1/21/2025	-	2,469.37	8,498,786.25
3029	PR	1904018	01/21/25		35539	Kontz, Andrew M. - Payroll Bi-Weekly-Direct Deposit 1/21/2025	-	2,363.34	8,496,422.91
3029	PR	1904048	01/21/25		35540	Kontz, Michael V. - Payroll Bi-Weekly-Direct Deposit 1/21/2025	-	2,760.84	8,493,662.07
3029	PR	1904069	01/21/25		35541	Krizo, Denise M. - Payroll Bi-Weekly-Direct Deposit 1/21/2025	-	1,055.59	8,492,606.48
3029	PR	1904092	01/21/25		35542	Kuykendall, Jeffrey W. - Payroll Bi-Weekly-Direct Deposit 1/21/2025	-	3,458.69	8,489,147.79
3029	PR	1904116	01/21/25		35543	Learn, John A. - Payroll Bi-Weekly-Direct Deposit 1/21/2025	-	1,747.08	8,487,400.71
3029	PR	1904140	01/21/25		35544	Legge, David B. - Payroll Bi-Weekly-Direct Deposit 1/21/2025	-	3,049.34	8,484,351.37

**CAFMA-Central Arizona Fire and Medical**  
GL Account Ledger - Detail By Period  
1/1/2025 through 1/31/2025

Batch	Journal	Entry #	Date	Job	Document	Description	Debits	Credits	Balance
<b>10.1100.0.0.000</b>			<b>CASH WITH YAVAPAI COUNTY (CONTINUED)</b>						
3029	PR	1904170	01/21/25		35545	Lindh, Matthew W. - Payroll Bi-Weekly-Direct Deposit 1/21/2025	\$-	\$1,764.67	\$8,482,586.70
3029	PR	1904194	01/21/25		35546	Litchfield, Ronald K. - Payroll Bi-Weekly-Direct Deposit 1/21/2025	-	2,321.77	8,480,264.93
3029	PR	1904219	01/21/25		35547	Lopez, Nelson P. - Payroll Bi-Weekly-Direct Deposit 1/21/2025	-	2,140.39	8,478,124.54
3029	PR	1904249	01/21/25		35548	Lund, Kyle L. - Payroll Bi-Weekly-Direct Deposit 1/21/2025	-	3,139.45	8,474,985.09
3029	PR	1904278	01/21/25		35549	Lynch, Peter J. - Payroll Bi-Weekly-Direct Deposit 1/21/2025	-	2,405.72	8,472,579.37
3029	PR	1904304	01/21/25		35550	Lys, Damian P. - Payroll Bi-Weekly-Direct Deposit 1/21/2025	-	3,129.91	8,469,449.46
3029	PR	1904328	01/21/25		35551	M'Kadmi, Kaouther Z. - Payroll Bi-Weekly-Direct Deposit 1/21/2025	-	2,425.26	8,467,024.20
3029	PR	1904352	01/21/25		35552	Madden, James P. - Payroll Bi-Weekly-Direct Deposit 1/21/2025	-	1,756.38	8,465,267.82
3029	PR	1904380	01/21/25		35553	Massa, Joseph M. - Payroll Bi-Weekly-Direct Deposit 1/21/2025	-	2,845.00	8,462,422.82
3029	PR	1904402	01/21/25		35554	Mauldin, Karen S. - Payroll Bi-Weekly-Direct Deposit 1/21/2025	-	2,774.83	8,459,647.99
3029	PR	1904430	01/21/25		35555	Mauldin, Mark E. - Payroll Bi-Weekly-Direct Deposit 1/21/2025	-	3,394.27	8,456,253.72
3029	PR	1904448	01/21/25		35556	Mazon, Joshua M. - Payroll Bi-Weekly-Direct Deposit 1/21/2025	-	3,398.09	8,452,855.63
3029	PR	1904478	01/21/25		35557	McCarthy, Nicholas A. - Payroll Bi-Weekly-Direct Deposit 1/21/2025	-	1,518.95	8,451,336.68
3029	PR	1904506	01/21/25		35558	McCarty, Daniel L. - Payroll Bi-Weekly-Direct Deposit 1/21/2025	-	3,824.14	8,447,512.54
3029	PR	1904530	01/21/25		35559	McCaskill, William - Payroll Bi-Weekly-Direct Deposit 1/21/2025	-	1,519.37	8,445,993.17
3029	PR	1904555	01/21/25		35560	McFadden, Matthew C. - Payroll Bi-Weekly-Direct Deposit 1/21/2025	-	2,080.41	8,443,912.76
3029	PR	1904588	01/21/25		35561	McFadden, Michael J. - Payroll Bi-Weekly-Direct Deposit 1/21/2025	-	3,370.60	8,440,542.16
3029	PR	1904616	01/21/25		35562	McIntire, Jacob V. - Payroll Bi-Weekly-Direct Deposit 1/21/2025	-	2,059.75	8,438,482.41
3029	PR	1904646	01/21/25		35563	McKay, Matthew R. - Payroll Bi-Weekly-Direct Deposit 1/21/2025	-	1,749.50	8,436,732.91
3029	PR	1904672	01/21/25		35564	Merrill, Eric R. - Payroll Bi-Weekly-Direct Deposit 1/21/2025	-	3,887.03	8,432,845.88
3029	PR	1904701	01/21/25		35565	Moore, Aaron J. - Payroll Bi-Weekly-Direct Deposit 1/21/2025	-	2,260.13	8,430,585.75
3029	PR	1904731	01/21/25		35566	Moore, Ryan T. - Payroll Bi-Weekly-Direct Deposit 1/21/2025	-	3,551.64	8,427,034.11
3029	PR	1904761	01/21/25		35567	Muniz, Thomas E. - Payroll Bi-Weekly-Direct Deposit 1/21/2025	-	3,980.97	8,423,053.14
3029	PR	1904791	01/21/25		35568	Nall, William T. - Payroll Bi-Weekly-Direct Deposit 1/21/2025	-	1,941.87	8,421,111.27
3029	PR	1904819	01/21/25		35569	Nelson, Michael J. - Payroll Bi-Weekly-Direct Deposit 1/21/2025	-	1,858.26	8,419,253.01

**CAFMA-Central Arizona Fire and Medical**  
GL Account Ledger - Detail By Period  
1/1/2025 through 1/31/2025

Batch	Journal	Entry #	Date	Job	Document	Description	Debits	Credits	Balance
<b>10.1100.0.0.000</b>			<b>CASH WITH YAVAPAI COUNTY (CONTINUED)</b>						
3029	PR	1904847	01/21/25		35570	Niemynski, Doug T. - Payroll Bi-Weekly-Direct Deposit 1/21/2025	\$-	\$3,711.63	\$8,415,541.38
3029	PR	1904878	01/21/25		35571	Nolan, Jason K. - Payroll Bi-Weekly-Direct Deposit 1/21/2025	-	3,007.16	8,412,534.22
3029	PR	1904902	01/21/25		35572	O'Neil, Kevin T. - Payroll Bi-Weekly-Direct Deposit 1/21/2025	-	2,664.90	8,409,869.32
3029	PR	1904932	01/21/25		35573	Olson, Rick C. - Payroll Bi-Weekly-Direct Deposit 1/21/2025	-	2,954.23	8,406,915.09
3029	PR	1904958	01/21/25		35574	Overmyer, Titus C. - Payroll Bi-Weekly-Direct Deposit 1/21/2025	-	1,735.26	8,405,179.83
3029	PR	1904987	01/21/25		35575	Parker, Dan J. - Payroll Bi-Weekly-Direct Deposit 1/21/2025	-	2,326.09	8,402,853.74
3029	PR	1905009	01/21/25		35576	Parra, Dustin A. - Payroll Bi-Weekly-Direct Deposit 1/21/2025	-	3,975.43	8,398,878.31
3029	PR	1905031	01/21/25		35577	Peckham, Christopher D. - Payroll Bi-Weekly-Direct Deposit 1/21/2025	-	2,323.52	8,396,554.79
3029	PR	1905059	01/21/25		35578	Pena, Christopher D. - Payroll Bi-Weekly-Direct Deposit 1/21/2025	-	2,680.90	8,393,873.89
3029	PR	1905092	01/21/25		35579	Perez, Anthony R. - Payroll Bi-Weekly-Direct Deposit 1/21/2025	-	2,706.40	8,391,167.49
3029	PR	1905124	01/21/25		35580	Perkins, Shane M. - Payroll Bi-Weekly-Direct Deposit 1/21/2025	-	2,032.18	8,389,135.31
3029	PR	1905152	01/21/25		35581	Poliakon, Brett M. - Payroll Bi-Weekly-Direct Deposit 1/21/2025	-	2,794.99	8,386,340.32
3029	PR	1905182	01/21/25		35582	Post, Thomas A. - Payroll Bi-Weekly-Direct Deposit 1/21/2025	-	2,441.66	8,383,898.66
3029	PR	1905211	01/21/25		35583	Postula, Justin M. - Payroll Bi-Weekly-Direct Deposit 1/21/2025	-	4,691.68	8,379,206.98
3029	PR	1905236	01/21/25		35584	Postula, Karl A. - Payroll Bi-Weekly-Direct Deposit 1/21/2025	-	5,120.35	8,374,086.63
3029	PR	1905265	01/21/25		35585	Pruitt, Robert E. - Payroll Bi-Weekly-Direct Deposit 1/21/2025	-	4,487.48	8,369,599.15
3029	PR	1905294	01/21/25		35586	Rafters, William C. - Payroll Bi-Weekly-Direct Deposit 1/21/2025	-	2,866.00	8,366,733.15
3029	PR	1905302	01/21/25		35587	Ramirez, Samuel F. - Payroll Bi-Weekly-Direct Deposit 1/21/2025	-	4,202.67	8,362,530.48
3029	PR	1905327	01/21/25		35588	Rawson, Cody M. - Payroll Bi-Weekly-Direct Deposit 1/21/2025	-	1,738.22	8,360,792.26
3029	PR	1905353	01/21/25		35589	Redfern, Joshua L. - Payroll Bi-Weekly-Direct Deposit 1/21/2025	-	3,654.90	8,357,137.36
3029	PR	1905374	01/21/25		35590	Reed, Baylee R. - Payroll Bi-Weekly-Direct Deposit 1/21/2025	-	1,524.71	8,355,612.65
3029	PR	1905402	01/21/25		35591	Reeves, Katherine D. - Payroll Bi-Weekly-Direct Deposit 1/21/2025	-	1,628.61	8,353,984.04
3029	PR	1905429	01/21/25		35592	Rendl, Robert A. - Payroll Bi-Weekly-Direct Deposit 1/21/2025	-	3,864.02	8,350,120.02
3029	PR	1905458	01/21/25		35593	Reyes, Adam N. - Payroll Bi-Weekly-Direct Deposit 1/21/2025	-	2,437.05	8,347,682.97
3029	PR	1905478	01/21/25		35594	Roberts, Jerry R. - Payroll Bi-Weekly-Direct Deposit 1/21/2025	-	2,577.98	8,345,104.99

**CAFMA-Central Arizona Fire and Medical**  
GL Account Ledger - Detail By Period  
1/1/2025 through 1/31/2025

Batch	Journal	Entry #	Date	Job	Document	Description	Debits	Credits	Balance
<b>10.1100.0.0.000</b>			<b>CASH WITH YAVAPAI COUNTY (CONTINUED)</b>						
3029	PR	1905508	01/21/25		35595	Rocha, Edgar O. - Payroll Bi-Weekly-Direct Deposit 1/21/2025	\$-	\$1,654.27	\$8,343,450.72
3029	PR	1905536	01/21/25		35596	Roche, Benjamin H. - Payroll Bi-Weekly-Direct Deposit 1/21/2025	-	2,424.48	8,341,026.24
3029	PR	1905561	01/21/25		35597	Rose, Cody S. - Payroll Bi-Weekly-Direct Deposit 1/21/2025	-	4,111.18	8,336,915.06
3029	PR	1905591	01/21/25		35598	Runo, Kyle E. - Payroll Bi-Weekly-Direct Deposit 1/21/2025	-	2,551.38	8,334,363.68
3029	PR	1905622	01/21/25		35599	Ryan, Keith M. - Payroll Bi-Weekly-Direct Deposit 1/21/2025	-	2,078.09	8,332,285.59
3029	PR	1905650	01/21/25		35600	Samaniego, Jordan - Payroll Bi-Weekly-Direct Deposit 1/21/2025	-	1,684.31	8,330,601.28
3029	PR	1905674	01/21/25		35601	Scaife, Domenic J. - Payroll Bi-Weekly-Direct Deposit 1/21/2025	-	3,893.09	8,326,708.19
3029	PR	1905700	01/21/25		35602	Schiffmacher, Gerald - Payroll Bi-Weekly-Direct Deposit 1/21/2025	-	2,024.35	8,324,683.84
3029	PR	1905724	01/21/25		35603	Schuster Jr., Alan J. - Payroll Bi-Weekly-Direct Deposit 1/21/2025	-	931.38	8,323,752.46
3029	PR	1905746	01/21/25		35604	Seets, James W. - Payroll Bi-Weekly-Direct Deposit 1/21/2025	-	2,301.43	8,321,451.03
3029	PR	1905773	01/21/25		35605	Sheldon, Wesley K. - Payroll Bi-Weekly-Direct Deposit 1/21/2025	-	2,432.84	8,319,018.19
3029	PR	1905796	01/21/25		35606	Sherman, Kylee N. - Payroll Bi-Weekly-Direct Deposit 1/21/2025	-	1,247.23	8,317,770.96
3029	PR	1905820	01/21/25		35607	Siebe, Mason K. - Payroll Bi-Weekly-Direct Deposit 1/21/2025	-	1,885.81	8,315,885.15
3029	PR	1905845	01/21/25		35608	Sims, Lacie J. - Payroll Bi-Weekly-Direct Deposit 1/21/2025	-	2,418.69	8,313,466.46
3029	PR	1905868	01/21/25		35609	Sims, Samuel J. - Payroll Bi-Weekly-Direct Deposit 1/21/2025	-	1,910.51	8,311,555.95
3029	PR	1905899	01/21/25		35610	Smith, Jacob A. - Payroll Bi-Weekly-Direct Deposit 1/21/2025	-	1,716.56	8,309,839.39
3029	PR	1905928	01/21/25		35611	Smith, Russell - Payroll Bi-Weekly-Direct Deposit 1/21/2025	-	2,361.14	8,307,478.25
3029	PR	1905952	01/21/25		35612	Smith, Travis L. - Payroll Bi-Weekly-Direct Deposit 1/21/2025	-	3,779.45	8,303,698.80
3029	PR	1905977	01/21/25		35613	Smith, Daniel M. - Payroll Bi-Weekly-Direct Deposit 1/21/2025	-	1,710.09	8,301,988.71
3029	PR	1906003	01/21/25		35614	Smith, Kristopher A. - Payroll Bi-Weekly-Direct Deposit 1/21/2025	-	1,897.45	8,300,091.26
3029	PR	1906030	01/21/25		35615	Snyder, Timothy E. - Payroll Bi-Weekly-Direct Deposit 1/21/2025	-	3,649.72	8,296,441.54
3029	PR	1906060	01/21/25		35616	Steinert, Jonathan R. - Payroll Bi-Weekly-Direct Deposit 1/21/2025	-	1,744.15	8,294,697.39
3029	PR	1906086	01/21/25		35617	Stewart, Jeff - Payroll Bi-Weekly-Direct Deposit 1/21/2025	-	2,476.24	8,292,221.15
3029	PR	1906116	01/21/25		35618	Stooks, Wallace C. - Payroll Bi-Weekly-Direct Deposit 1/21/2025	-	3,826.33	8,288,394.82
3029	PR	1906145	01/21/25		35619	Stretton, Garrett M. - Payroll Bi-Weekly-Direct Deposit 1/21/2025	-	1,807.30	8,286,587.52

**CAFMA-Central Arizona Fire and Medical**  
GL Account Ledger - Detail By Period  
1/1/2025 through 1/31/2025

Batch	Journal	Entry #	Date	Job	Document	Description	Debits	Credits	Balance
<b>10.1100.0.0.000</b>			<b>CASH WITH YAVAPAI COUNTY (CONTINUED)</b>						
3029	PR	1906172	01/21/25		35620	Swanson, Luke C. - Payroll Bi-Weekly-Direct Deposit 1/21/2025	\$-	\$1,779.01	\$8,284,808.51
3029	PR	1906195	01/21/25		35621	Theos, Kristen L. - Payroll Bi-Weekly-Direct Deposit 1/21/2025	-	1,777.40	8,283,031.11
3029	PR	1906228	01/21/25		35622	Tillich, Timothy A. - Payroll Bi-Weekly-Direct Deposit 1/21/2025	-	3,065.14	8,279,965.97
3029	PR	1906253	01/21/25		35623	Tirpak, Darrell J. - Payroll Bi-Weekly-Direct Deposit 1/21/2025	-	3,390.92	8,276,575.05
3029	PR	1906281	01/21/25		35624	Trask, Ryan A. - Payroll Bi-Weekly-Direct Deposit 1/21/2025	-	5,697.73	8,270,877.32
3029	PR	1906308	01/21/25		35625	Trujillo, Erik J. - Payroll Bi-Weekly-Direct Deposit 1/21/2025	-	2,458.40	8,268,418.92
3029	PR	1906337	01/21/25		35626	Turner, Adam N. - Payroll Bi-Weekly-Direct Deposit 1/21/2025	-	1,606.04	8,266,812.88
3029	PR	1906364	01/21/25		35627	Turner, Kenneth R. - Payroll Bi-Weekly-Direct Deposit 1/21/2025	-	2,845.84	8,263,967.04
3029	PR	1906385	01/21/25		35628	VanTuyl, Jonah D. - Payroll Bi-Weekly-Direct Deposit 1/21/2025	-	3,404.03	8,260,563.01
3029	PR	1906415	01/21/25		35629	Vanatta, Justin B. - Payroll Bi-Weekly-Direct Deposit 1/21/2025	-	3,115.35	8,257,447.66
3029	PR	1906450	01/21/25		35630	Vargas, Nicholas A. - Payroll Bi-Weekly-Direct Deposit 1/21/2025	-	2,630.91	8,254,816.75
3029	PR	1906477	01/21/25		35631	Wagner, Adam D. - Payroll Bi-Weekly-Direct Deposit 1/21/2025	-	2,981.10	8,251,835.65
3029	PR	1906501	01/21/25		35632	Wittenberg, David J. - Payroll Bi-Weekly-Direct Deposit 1/21/2025	-	2,918.26	8,248,917.39
3029	PR	1906527	01/21/25		35633	Yocham, Stephanie L. - Payroll Bi-Weekly-Direct Deposit 1/21/2025	-	1,606.89	8,247,310.50
3029	PR	1906556	01/21/25		35634	Zazueta, Robert P. - Payroll Bi-Weekly-Direct Deposit 1/21/2025	-	4,172.68	8,243,137.82
3035	CR	1906644	01/23/25		0078842776	SKYVIEW SCHOOL -	124.47	-	8,243,262.29
3035	CR	1906650	01/23/25		12580	Prange, Ross -	510.00	-	8,243,772.29
3035	CR	1906648	01/23/25		1337708	AZ Dept of Forestry & Fire Mgt -	2,122.79	-	8,245,895.08
3035	CR	1906645	01/23/25		28105744	Prange, Ross -	3,000.00	-	8,248,895.08
3035	CR	1906649	01/23/25		40442669	YAVAPAI CO SHERIFF'S OFFICE -	10,341.61	-	8,259,236.69
3035	CR	1906646	01/23/25		536798	CITY OF PRESCOTT -	9.53	-	8,259,246.22
3035	CR	1906647	01/23/25		9907817475	COPPER CANYON FIRE & MEDICAL -	490.14	-	8,259,736.36
3049	CD	1916791	01/30/25		756747799	DESERT REVIVAL SERVICES LLC - Void Check DERESE	400.00	-	8,260,136.36
3046	CR	1916782	01/31/25		01172025	DeJoria, Dana -	150.00	-	8,260,286.36
3046	CR	1916783	01/31/25		01172025	Smith, Andrea -	89.76	-	8,260,376.12
3042	CR	1916734	01/31/25		14509	DONATION -	488.00	-	8,260,864.12
3041	CR	1916707	01/31/25		1984	CAMACHO, ALBERT -	562.52	-	8,261,426.64
3041	CR	1916714	01/31/25		40442766	YAVAPAI CO SHERIFF'S OFFICE -	10,341.61	-	8,271,768.25
3041	CR	1916715	01/31/25		40442766	YAVAPAI COUNTY PUBLIC WORKS -	2,110.47	-	8,273,878.72
3041	CR	1916712	01/31/25		510619636	MOORE, SCOTT -	14.68	-	8,273,893.40
3041	CR	1916711	01/31/25		510619645	Chase, Rick -	25.09	-	8,273,918.49
3041	CR	1916709	01/31/25		706104790	VERDE VALLEY FIRE DISTRICT -	638.36	-	8,274,556.85
3041	CR	1916710	01/31/25		7402	Findlay Toyota Center -	312.00	-	8,274,868.85

**CAFMA-Central Arizona Fire and Medical**

GL Account Ledger - Detail By Period

1/1/2025 through 1/31/2025

Batch	Journal	Entry #	Date	Job	Document	Description	Debits	Credits	Balance
<b>10.1100.0.0.000 CASH WITH YAVAPAI COUNTY (CONTINUED)</b>									
3041	CR	1916708	01/31/25		8300019509	HELLS GATE FIRE DEPARTMENT -	\$64.16	\$-	\$8,274,933.01
3041	CR	1916713	01/31/25		9908030738	COPPER CANYON FIRE & MEDICAL -	6,844.78	-	8,281,777.79
3017	GJ	1895959	01/31/25		Cash With Yav Cty	12.2024 YCT Error CK Ending 3537 (Reversing Entry for Batch 3016)	120,000.00	-	8,401,777.79
3027	GJ	1896586	01/31/25		Cash With Yav Cty	Credit Card Transfer to CAFMA GF	1,000.00	-	8,402,777.79
3028	GJ	1896588	01/31/25		Cash With Yav Cty	Fire Authority Funding	3,589,186.43	-	11,991,964.22
3033	GJ	1906640	01/31/25		Cash With Yav Cty	CC Transfer to General Fund	25,000.00	-	12,016,964.22
3034	GJ	1906642	01/31/25		Cash With Yav Cty	CC Transfer To General Fund	50,000.00	-	12,066,964.22
3047	GJ	1916787	01/31/25		Cash With Yav Cty	GF Interest Revenue January 2025	74,450.65	-	12,141,414.87
<b>CASH WITH YAVAPAI COUNTY TOTALS:</b>							<b>\$5,195,098.80</b>	<b>\$4,557,554.34</b>	<b>\$12,141,414.87</b>
<b>TOTAL OF LEDGER:</b>							<b>\$5,195,098.80</b>	<b>\$4,557,554.34</b>	<b>\$12,141,414.87</b>



**CAFMA-Central Arizona Fire and Medical**

GL Trial Balance Worksheet

For The Period of 1/1/2025 through 1/31/2025

Account	Description	Balances				Adjustments
		Beginning	Debits	Credits	Ending	
10.1100.0.0.000	Cash with Yavapai County	\$11,503,870.41	\$5,195,098.80	\$4,557,554.34	\$12,141,414.87	
<b>TOTALS:</b>		<b>\$11,503,870.41</b>	<b>\$5,195,098.80</b>	<b>\$4,557,554.34</b>	<b>\$12,141,414.87</b>	

**CENTRAL ARIZONA FIRE AND MEDICAL AUTHORITY**  
**PSPRS Contingency Reserve Fund FY 24-25**

Date	Transaction	Debit	Credit	Balance
07/01/24	Beginning Balance			\$ 2,033,155.87
<b>TOTALS:</b>		<b>\$0.00</b>	<b>\$0.00</b>	<b>\$ 2,033,155.87</b>

Document Reference : 67daa471-1b31-4084-8315-235b5723fcb9  
 Document Title : JANUARY 2025 CAFMA BANK RECONCILIATION  
 Document Region : Northern Virginia  
 Sender Name : Karen Mauldin  
 Sender Email : kmauldin@cazfire.gov  
 Total Document Pages : 64  
 Secondary Security : Not Required

Participants

1. Karen Mauldin (kmauldin@cazfire.gov)
2. Chief Barnes (lbarnes@cazfire.gov)
3. Chief Feddema (jfeddema@cazfire.gov)

CC

1. sdixson@cazfire.gov
2. dkrizo@cazfire.gov

### Document History

Timestamp	Description
02/07/2025 03:12PM US/Eastern	Sender downloaded document.
02/07/2025 03:19PM US/Eastern	Document sent by Karen Mauldin (kmauldin@cazfire.gov).
02/07/2025 03:20PM US/Eastern	Email sent to Karen Mauldin (kmauldin@cazfire.gov).
02/07/2025 03:22PM US/Eastern	Document viewed by Karen Mauldin (kmauldin@cazfire.gov). 24.117.179.98 Mozilla/5.0 (Windows NT 10.0; Win64; x64) AppleWebKit/537.36 (KHTML, like Gecko) Chrome/132.0.0.0 Safari/537.36
02/07/2025 03:22PM US/Eastern	Document viewed by Karen Mauldin (kmauldin@cazfire.gov). 3.208.100.239 Mozilla/5.0 (Windows NT 10.0; Win64; x64) AppleWebKit/537.36 (KHTML, like Gecko) Chrome/132.0.0.0 Safari/537.36
02/07/2025 03:22PM US/Eastern	Karen Mauldin (kmauldin@cazfire.gov) has agreed to terms of service and to do business electronically with Karen Mauldin (kmauldin@cazfire.gov). 24.117.179.98 Mozilla/5.0 (Windows NT 10.0; Win64; x64) AppleWebKit/537.36 (KHTML, like Gecko) Chrome/132.0.0.0 Safari/537.36
02/07/2025 03:22PM US/Eastern	Signed by Karen Mauldin (kmauldin@cazfire.gov). 24.117.179.98 Mozilla/5.0 (Windows NT 10.0; Win64; x64) AppleWebKit/537.36 (KHTML, like Gecko) Chrome/132.0.0.0 Safari/537.36
02/07/2025 03:22PM US/Eastern	Email sent to Chief Barnes (lbarnes@cazfire.gov).
02/09/2025 12:26AM US/Eastern	Document viewed by Chief Barnes (lbarnes@cazfire.gov). 174.205.224.21 Mozilla/5.0 (iPhone; CPU iPhone OS 17_6_1 like Mac OS X) AppleWebKit/605.1.15 (KHTML, like Gecko) Version/17.6 Mobile/15E148 Safari/604.1
02/09/2025 12:26AM US/Eastern	Document viewed by Chief Barnes (lbarnes@cazfire.gov). 35.168.219.47 Mozilla/5.0 (iPhone; CPU iPhone OS 17_6_1 like Mac OS X) AppleWebKit/605.1.15 (KHTML, like Gecko) Version/17.6 Mobile/15E148 Safari/604.1
02/09/2025 12:26AM US/Eastern	Chief Barnes (lbarnes@cazfire.gov) has agreed to terms of service and to do business electronically with Karen Mauldin (kmauldin@cazfire.gov). 174.205.224.21 Mozilla/5.0 (iPhone; CPU iPhone OS 17_6_1 like Mac OS X) AppleWebKit/605.1.15 (KHTML, like Gecko) Version/17.6 Mobile/15E148 Safari/604.1

## Document History

Timestamp	Description
02/09/2025 12:26AM US/Eastern	Signed by Chief Barnes (lbarnes@cazfire.gov). 174.205.224.21 Mozilla/5.0 (iPhone; CPU iPhone OS 17_6_1 like Mac OS X) AppleWebKit/605.1.15 (KHTML, like Gecko) Version/17.6 Mobile/15E148 Safari/604.1
02/09/2025 12:27AM US/Eastern	Email sent to Chief Feddema (jfeddema@cazfire.gov).
02/09/2025 12:49PM US/Eastern	Document viewed by Chief Feddema (jfeddema@cazfire.gov). 172.83.103.182 Mozilla/5.0 (iPhone; CPU iPhone OS 16_3_1 like Mac OS X) AppleWebKit/605.1.15 (KHTML, like Gecko) Version/16.3 Mobile/15E148 Safari/604.1
02/09/2025 12:49PM US/Eastern	Document viewed by Chief Feddema (jfeddema@cazfire.gov). 3.222.164.146 Mozilla/5.0 (iPhone; CPU iPhone OS 16_3_1 like Mac OS X) AppleWebKit/605.1.15 (KHTML, like Gecko) Version/16.3 Mobile/15E148 Safari/604.1
02/09/2025 12:50PM US/Eastern	Chief Feddema (jfeddema@cazfire.gov) has agreed to terms of service and to do business electronically with Karen Mauldin (kmauldin@cazfire.gov). 172.83.103.182 Mozilla/5.0 (iPhone; CPU iPhone OS 16_3_1 like Mac OS X) AppleWebKit/605.1.15 (KHTML, like Gecko) Version/16.3 Mobile/15E148 Safari/604.1
02/09/2025 12:50PM US/Eastern	Signed by Chief Feddema (jfeddema@cazfire.gov). 172.83.103.182 Mozilla/5.0 (iPhone; CPU iPhone OS 16_3_1 like Mac OS X) AppleWebKit/605.1.15 (KHTML, like Gecko) Version/16.3 Mobile/15E148 Safari/604.1
02/09/2025 12:50PM US/Eastern	Document copy sent to Chief Barnes (lbarnes@cazfire.gov).
02/09/2025 12:50PM US/Eastern	Document copy sent to Karen Mauldin (kmauldin@cazfire.gov).
02/09/2025 12:50PM US/Eastern	Document copy sent to Karen Mauldin (kmauldin@cazfire.gov).
02/09/2025 12:50PM US/Eastern	Document copy sent to Chief Feddema (jfeddema@cazfire.gov).
02/09/2025 12:50PM US/Eastern	Document copy sent to sdixson@cazfire.gov.
02/09/2025 12:50PM US/Eastern	Document copy sent to dkrizo@cazfire.gov.



## **CEA Regular Meeting - Jan 27 2025**

Monday, January 27, 2025 at 5:00 PM

Central Arizona Fire and Medical Authority, Administration, 8603 E. Eastridge Drive, Prescott Valley

### **1. CALL TO ORDER / ROLL CALL OF BOARD MEMBERS**

Chair Dobbs called the meeting to order at 5:00 p.m.

Attorney Cornelius joined the meeting via Teams at 5:04 p.m.

### **2. PLEDGE OF ALLEGIANCE**

Chair Dobbs led the Pledge of Allegiance.

### **3. CORRESPONDENCE AND PRESENTATIONS**

#### **A. Letters from the Public and Board Recognition**

Chief Feddema stated that Community Relations Manager Goodman has done a great job getting information out to the public regarding fire protection contracts since the Paulden fire.

### **4. REPORTS**

#### **A. Board Member Reports**

There were no Board Member reports.

#### **B. Division Reports**

Chief Feddema said there is one additional update to what was in the Division report. Firefighter interviews were completed last week. He reported that our final number was 60 applications; they interviewed about 36 perspective hires, with 17 going forward to Chief's interviews. Positions were offered to 12 people. A second joint academy with Prescott Fire Department will begin in March.

C. Status Report on 2024-2027 Strategic Plan Goals and Objectives

Chief Feddema presented the status of the 2024-2027 goals and objectives of the Strategic Plan.

A copy of the presentation has been added to the board packet, which can be found on our website.

**5. CALL TO THE PUBLIC**

New council member for the Town of Dewey Humboldt, Mike Donovan introduced himself as the Town Council Representative. Along with representing the town, he is also involved with Firewise for Dewey-Humboldt. He has three concerns he is working on which include road criteria, ISO ratings, and water solutions due to few hydrants in Dewey-Humboldt. He looks forward to working with Central Arizona Fire and Medical Authority on these issues.

**6. CONSENT AGENDA**

- A. Approve Regular Session Minutes - December 19, 2024
- B. Approve Executive Session Minutes - December 19, 2024
- C. Approve General Fund Financial Statements - December 31, 2024
- D. Approve Fire Protection Agreements: Brey-Fogle, Chun, Moore, Owsley, Sidebottom, Spencer, Windfeldt (2), Motion to approve the Consent Agenda.

*Moved by:* Gayle Pickett

*Seconded by:* Lorette Stewart

**Yes** Dave Dobbs, Gayle Pickett, Andy Reinhardt,  
Andrea Sansone, and Lorette Stewart

**Passed 5-0**

## **7. VOTE TO GO INTO EXECUTIVE SESSION**

Executive Session was waived.

Attorney Cornelius advised that he and Attorney Lauren Crawford, who is handling the AMR litigation, will be attending the February board meetings. He acknowledged that this would be a good time since all ten board members will be in attendance.

- A. Legal Advice Pursuant to A.R.S. §38-431.03(A)(3) Regarding Civil Litigation Between CAFMA and AMR in Maricopa and Yavapai Counties

## **8. OLD BUSINESS**

- A. Discussion and Possible Action Regarding Civil Litigation Between CAFMA and AMR in Maricopa and Yavapai

Attorney Cornelius gave a brief review to the board about the ongoing litigation in Maricopa and Yavapai counties. Both have been stayed by the court for 60 days due to the Attorney General requesting an extension to file a response. All parties have until February 27th, Attorney Crawford will file the Central Arizona Fire and Medical Authority (CAFMA) documents before that date. There are no other current litigation matters before CAFMA, Central Yavapai Fire or Chino Valley Fire Districts.

## **9. NEW BUSINESS**

- A. Discussion and Possible Direction to Staff Regarding the Fire Chief Vacancy

Chief Feddema said the policy is attached for reference. Staff is looking for some direction for the next steps in the process. Chair Dobbs replied that all three boards will be present next month, that would be a good time to discuss how to move forward.

Director Pickett added that she would like statements from all CAFMA departments regarding what each would like to see in the new Chief.

Chief Feddema offered that department heads can solicit that information and get the responses to the board.

Director Pickett noted that we may need to extend Chief Feddema's interim assignment if the process goes beyond April.

B. Discussion and Possible Action Regarding Shared Communications Personnel IGA with the City of Cottonwood

Chief Rose advised the board that this is for emergency purposes only; we would only respond if we were able. The contract also sets billing rates.

Attorney Cornelius stated that he has done work for Verde Valley Fire District and has previously issued a waiver regarding his work for other fire agencies. He drafted the version of the contract we have before us today on behalf of the Verde Valley Fire District.

Motion to approve Cottonwood-CAFMA Communications Employee Sharing 1.24.2025.

*Moved by:* Lorette Stewart

*Seconded by:* Andrea Sansone

**Yes** Dave Dobbs, Gayle Pickett, Andy Reinhardt,  
Andrea Sansone, and Lorette Stewart

**Passed 5-0**

C. Discussion and Possible Action Regarding Shared



Communications Personnel IGA with the Verde Valley Fire District

Chief Rose stated this contract is the same as the contract for the City of Cottonwood.

Motion to approve Verde Valley-CAFMA Communications Employee Sharing 1.24.2025.

*Moved by:* Andy Reinhardt

*Seconded by:* Andrea Sansone

**Yes** Dave Dobbs, Gayle Pickett, Andy Reinhardt, Andrea Sansone, and Lorette Stewart

**Passed 5-0**

D. Discussion and Possible Action Regarding Donation of Vehicle 702 to the Oatman Fire District

Chief Rose explained the apparatus cannot be used locally since it does not meet the criteria in our Certificate of Necessity (CON). Currently we have four in our fleet and two on order, this vehicle is not in use. We could put it out to auction or donate it to another fire agency. At this time, Oatman Fire District has a need and we have donated to them in the past.

Director Reinhardt asked what the vehicle is valued at; Chief Rose responded \$1,500 - \$2,000 at most. He added that Fleet ran a check on the vehicle, there will be no warranties or guarantees, and Oatman Fire District will sign an "As Is" form.

Attorney Cornelius confirmed that we have donated equipment to other agencies and requested a copy of the signed hold-harmless agreement when we receive it.

Chief Feddema affirmed that if there is legitimate value in a vehicle, we will send it to auction; this ambulance does not meet this criteria.

Motion to approve the donation of Vehicle 702 to the Oatman Fire District.

*Moved by:* Gayle Pickett  
*Seconded by:* Andrea Sansone

**Yes** Dave Dobbs, Gayle Pickett, Andy Reinhardt,  
Andrea Sansone, and Lorette Stewart

**Passed 5-0**

## **10. ADJOURNMENT**

- A. Adjournment  
Motion to adjourn at 5:56 p.m.

*Moved by:* Andy Reinhardt  
*Seconded by:* Gayle Pickett

**Yes** Dave Dobbs, Gayle Pickett, Andy Reinhardt,  
Andrea Sansone, and Lorette Stewart

**Passed 5-0**

---

Clerk

**Central Arizona Fire and Medical Authority**

**FIRE PROTECTION SERVICES AGREEMENT**

This Fire Protection Agreement is made effective \_\_\_\_\_, between the Central Arizona Fire and Medical Authority, a political subdivision of the State of Arizona, hereinafter referred to as “AGENCY” and \_\_\_\_\_, hereinafter referred to as the “Applicant.” The property under consideration is described as:

- Street Address:
- Mailing Address:
- Contact Phone Number:
- Yavapai County Assessor’s Parcel Number:

IT IS THEREFORE MUTUALLY UNDERSTOOD AND AGREED AS FOLLOWS:

- 1) Purpose. AGENCY shall provide fire protection and limited emergency medical services under the terms of this Agreement.
- 2) Duration and Renewal. The effective term of this Agreement shall be from \_\_\_\_\_ through **June 30, 2025**. The provisions of this Agreement shall renew automatically on July 1 of each year for consecutive one-year terms, unless either party pursues termination of the Agreement pursuant to Paragraph 11.
- 3) Services Provided. Fire Suppression, Emergency Rescue, and limited Emergency Medical Services (collectively “Emergency Services”) will be provided under this Agreement. Unless the Incident Commander (senior AGENCY Officer present) requests additional help, AGENCY shall provide a standard response as determined by AGENCY dispatch protocols on each emergency call from the Applicant, subject to conditions below.

It is intended that the Emergency Services provided under this Agreement shall be made available to the individuals residing at the property described in the Preamble above (the “Property”) or invitees of said residents (collectively, “Service Recipients”) in conjunction with the above-referenced Property irrespective of whether the Property is owner-occupied or leased. While the Applicant shall be responsible for all fees assessed under this Agreement, AGENCY also reserves the right to invoice any actual Service Recipient for the services provided under this Agreement, according to the fee schedule adopted by AGENCY, as amended from time to time. Said billing shall be in addition to the service fee charged under this Agreement.

In providing services under this Agreement, AGENCY reserves the right to involve such other jurisdictions and EMS or suppression service providers as it deems necessary, consistent with its then current protocol. No assurances are made as to whether, or to

what extent, any such third-party providers will respond. Applicant and Service Recipients may be responsible for any additional charges assessed by such other service providers.

Applicant herein acknowledges that AGENCY alone will determine its response to any given incident and that AGENCY alone will determine the number of units and personnel responding to such incident. Applicant further acknowledges that such response is subject to, among others and without limitation, any unforeseen circumstance, a major fire, other accidents, conflicting concurrent calls, reduction in force, road closure, poor road conditions, acts of God, or other situations in which there is a shortage of manpower or equipment. Applicant understands that the response time will likely be extended beyond that which might be regularly expected elsewhere within the jurisdictional boundaries of AGENCY by reason of the distance to and isolation of the Applicant's Property, the limited manpower available, access limitations, road conditions, and the other calls within AGENCY that may take priority, and Applicant hereby consents to the same. In addition, Applicant acknowledges and agrees that AGENCY's response and effectiveness may be limited by a lack of adequate water supply.

Applicant acknowledges and agrees that AGENCY may, in its sole discretion, give priority to other emergency calls either within AGENCY's jurisdictional boundaries or outside AGENCY boundaries, potentially causing a delay in response time. Further, Applicant acknowledges and agrees that AGENCY may, in conjunction with any call to the Property, respond with insufficient equipment or manpower on occasion, either by reason of limited manpower, equipment availability, resource allocation, or by reason of the limited information having been made available to AGENCY in conjunction with the determination of the appropriate response.

Applicant hereby acknowledges that no assurances are given or warranties made as to the response time or service level that will be offered, and agrees to hold the AGENCY harmless from and indemnify AGENCY for any and all damages which might be incurred by Applicant, Service Recipient, to Applicant's Property or to any third party's property or person, including that of any Service Recipient, by reason of extended response times, reduced equipment or manpower response, the decision to involve other service providers, failure to involve other jurisdictions or service providers, AGENCY's decision to allocate resources elsewhere either inside or outside of AGENCY's jurisdictional boundaries, the allocation of manpower or equipment, or other operational decisions which might result in delay or additional loss of life or property.

Further, Applicant acknowledges and agrees that AGENCY shall not be liable for the negligent act or omission of any third-party service provider. Applicant also agrees that AGENCY is under no obligation to transport any Service Recipient. Applicant acknowledges that AGENCY does not hold a Certificate of Necessity and does NOT provide ambulance or non-emergency transport services, and that transport services are typically provided through a third party. Applicant, Service Recipient, or both, shall be solely responsible for any and all expenses associated with any transport services utilized by either.

4) Response Time. AGENCY shall make reasonable efforts to respond to Applicant's emergency calls in a manner consistent with then-current agency protocol, subject to the terms and conditions set forth in this Agreement. Applicant hereby acknowledges that response times are subject to variations due to existing weather conditions, road conditions, travel distance, traffic conditions, property identification, conflicting responses, equipment and manpower availability or allocation, and access to Applicant's Property. Applicant acknowledges that because of the substantial distance involved, the minimum response time likely to be experienced by Applicant may exceed that of other recipients within the jurisdictional boundaries of AGENCY, and that no assurances are given by the AGENCY as to what ISO rating might apply to the Applicant's Property.

5) Routing Information. Applicant agrees that it shall provide AGENCY with current routing information to Applicant's Property in a form acceptable to AGENCY Fire Chief and will endeavor to inform all occupants of subject Property of the proper procedures to follow in case of fire.

6) Access. Applicant hereby specifically acknowledges that standard access roads sufficient to allow AGENCY fire equipment to reach the scenes of emergency calls are a significant factor in AGENCY's ability to respond to emergency calls within a reasonable and expeditious time. If access roadways are not maintained by other public service agencies, the responsibility of providing and maintaining adequate access rests solely with Applicant. Applicant hereby agrees to hold AGENCY harmless from and to fully indemnify AGENCY for any liability or damages arising from any delay which might occur by reason of limited, inadequate or poorly maintained access, inadequate address or access description, or failure of Applicant or the Property to comply with applicable fire codes, building codes, zoning codes or recommendations or requirements made by any agency or AGENCY.

Applicant hereby grants to AGENCY the right of ingress and egress and to enter upon Applicant's Property for purposes of conducting inspections to determine accessibility, and to observe any other matters which may affect AGENCY's ability to provide services under this Agreement. Nothing herein shall be construed as requiring AGENCY to make any such inspection, or to require that AGENCY report to the Property owner in regard to any accessibility issues.

7) Compensation; Calculation; Payment. As consideration for AGENCY's provision of Emergency Services under this Agreement, Applicant shall pay to AGENCY a sum (the "Service Fee") equal to the amount which would be paid if the Applicant's Property was located in and taxable by the respective fire district (either the Central Yavapai Fire District or the Chino Valley Fire District) which would otherwise contract to provide such services to Applicant at that fire district's then current tax rate, any applicable bond debt servicing rates, plus an administrative fee equal to \$50.00 as modified from time to time. The Service Fee shall be owed to AGENCY by Applicant even if there is no current county tax assessed on the Property: by reason of the fact that the property is considered to be non-taxable; because no net assessed value has been established; or

for any other reason. In that event, for the purpose of calculating the Service Fee to be paid by the Applicant, 10% of the full cash value as indicated by the county assessor's office may be used as the assessed value, or if the full cash value is not available, the value of the property shall be established by way of appraisal conducted by a duly-licensed real estate appraiser provided by and solely at the cost of Applicant.

If the property is appraised, the assessed value will be 10% of the appraisal. The then current fire district tax rate shall be applied to said property value, plus any then-applicable bond debt service rates and an administrative fee equal to \$50.00. If for some reason the current assessed value information is unavailable, then the Service Fee under this contract, as renewed, will be equal to the Service Fee charged for the immediately preceding service year, plus 10%, until such time as the current property value information becomes available, at which time the fee for the then-current year shall be recalculated and an adjustment to the Service Fee made.

Payment shall be due when this Agreement is signed; alternatively, payment arrangements may be approved in the sole discretion of AGENCY for quarterly payments with the first payment being due and payable simultaneous with the execution of this Agreement and thereafter on the first day of each subsequent quarter. Any payment not received within 30 days of the due date will be considered in default and may result in the termination of this Agreement. For the initial term of the Agreement, the parties agree that the fee shall be \$\_\_\_\_\_ but that such fee may be prorated (based on 12 months).

In the event of termination of this Agreement due to non-payment by Applicant of the agreed Service Fee within 30 days of due date, Applicant must reapply for Emergency Services pursuant to a new Agreement. In such event, the only option for payment under such new Agreement shall be for payment of all monies due in full at the time of execution of the new Agreement; other payment arrangements will only be considered upon renewal of the Agreement after completion of the initial term of the new Agreement.

The Service Fee paid to AGENCY by Applicant pursuant to this Agreement shall be considered earned by AGENCY when paid and shall not be conditioned upon or modified by reason of the number of responses made by AGENCY to the Applicant's property during the term of this Agreement. While Applicant shall be responsible for all Service Fees assessed under this Agreement, AGENCY also reserves the right to invoice any actual Service Recipients for the services provided under this Agreement according to the then-current fee schedule adopted by AGENCY, as amended from time to time. Said invoice shall be in addition to any Service Fee due under the terms of this Agreement.

8) Insurance. Applicant shall provide AGENCY with a current certificate of liability and hazard insurance, together with the name and address of insurance agent, name of insurance company providing coverage, and insurance policy number.

9) Waiver and Disclaimer of Liability. Applicant agrees that AGENCY shall not be liable for any consequential damages to Applicant or any Service Recipient, including

but not limited to any lost income or profits suffered by Applicant or any Service Recipient. In consideration of AGENCY's agreement to provide services under the terms of this Agreement, Applicant agrees to hold AGENCY harmless and hereby releases AGENCY from and indemnifies AGENCY for any and all claims, demands, liability and causes of action that may arise as a result of AGENCY providing the services described herein. Applicant specifically agrees to hold AGENCY harmless from, in addition to the foregoing, any claims, demands, liability or causes of action which might arise out of AGENCY's inability to provide, or any delay or limits in providing services, due in whole or in part to the conditions spelled out in Sections 3, 4, 5, and 6 of this Agreement.

10) No Third-Party Beneficiaries. This Agreement will be for the benefit of the parties named herein only and shall not be construed as having been entered into for the benefit of any third party.

11) No Warranties. Nothing herein shall be construed as a warranty by AGENCY against damages, whether to real property or personal property, which may result by way of fire, injury to a person, by accident or any other emergency occurring on Applicant's Property.

12) Limitation of Damages. In the event of breach or non-performance by AGENCY, Applicant's sole remedy shall be limited to the termination of this Agreement and refund of any unearned fees for that current contract year, the parties hereto having agreed that said fees are a reasonable amount of damages. This limitation of damages shall bind, without limitation, Service Recipients, family members, legal representatives, assigns and successors in interest of the Applicant. The waiver, hold harmless and indemnification provisions of this Agreement are for the benefit of AGENCY and shall survive the termination of this Agreement.

13) Termination. Either party may terminate this Agreement by thirty (30) days' written notice of termination delivered to the other party at these addresses:

For AGENCY:

Central Arizona Fire and Medical Authority  
8603 E. Eastridge Drive  
Prescott Valley, AZ 86314

For Applicant:

\_\_\_\_\_  
\_\_\_\_\_

In the event of termination of this Agreement after the Applicant has paid the required payment due for that term, AGENCY shall return funds to the Applicant prorated on a per day basis for the period after the date of termination.

In the event Applicant sells the subject property or otherwise disposes of the same, this Agreement will terminate immediately upon notification from the Applicant of same; provided, however, that the indemnification requirements imposed on Applicant under this Agreement for incidents occurring during the term of this Agreement shall survive the termination hereof. Nothing herein shall prevent AGENCY from negotiating a new emergency services Agreement with the new owner of the subject property.

14) Cancellation Due to Conflict. AGENCY may cancel this Agreement pursuant to the mandates of A.R.S. §38-511.

15) Severability. If any provision of this Agreement shall be held to be unconstitutional, invalid, or unenforceable, it shall be deemed severable; however, the remainder of the Agreement shall not be affected and shall remain in full force and effect.

16) Fire Code Compliance. Applicant hereby specifically acknowledges that all operations and activities, as well as new construction, and remodel of structures when applicable, will be in compliance with AGENCY's adopted Fire Code.

The undersigned warrants to AGENCY that the Applicant has the power to enter into this Agreement and that all necessary acts have been taken to enter into this Agreement.

**APPLICANT**

**CENTRAL ARIZONA FIRE & MEDICAL AUTHORITY**

By: \_\_\_\_\_

\_\_\_\_\_  
Board Chair

\_\_\_\_\_  
Date

\_\_\_\_\_  
Date

By: \_\_\_\_\_

\_\_\_\_\_  
Board Clerk

\_\_\_\_\_  
Date

\_\_\_\_\_  
Date

Date Approved on Consent Agenda:



# Truck Works Holdings, LLC

1815 S 39th Ave  
Phoenix, AZ 85009

602-233-3713 877-TWI-TRKS

# Quote

Rep	Date	Quote #
HND	1/22/2025	EST-9972

Name / Address	
Central Arizona Fire Medical Authority 2608 Centerforce drive Prescott, AZ 86301	
Please Remit Payment To: 1815 S 39th Ave Phoenix, AZ 85009	Terms 50% deposit, 50% o...

Sales-Contact	Sales-Phone	Sales- Email
Domenic Scaife	928-713-4554	DScaife@cazfire.gov

Qty	Item	Description	U/M	Rate	Total
20	LBR-0070	RECHASSIS CHINO TANK WITH OVERHAUL ON BODY REMOVE EXISTING TANK, TOOLBOXES, PLUMBING, ETC FROM CHASSIS. REMOVE TRIPLE DUMP AND CONTROL PANEL FROM TANK FOR INSTALLATION OF NEW. CUT OUT CVFD LOGO/TRIPLE LIGHT BRACKET AND REPLACE WITH NEW. REPLACE CHECK VALVE ON REAR INTAKE WITH FIRE RATED BALL VALVE & FITTINGS. NEW CHASSIS MOUNTING AND REINSTALLATION OF TANK.	HR	110.00	2,200.00
1	0410701-2-A	(1) WELDMENT A SS 3 LIGHT LOGO	ASSY	302.58	302.58T
1	VLV FIR BLL CL1 DIR 2.5 F...	DIRECT CONTROLLED FIRE RATED BALL VALVE -2.5" FNPT X FNPT RIGHT HAND LONG LEVER SWING HANDLE	EA	844.25	844.25T
1	ADP CHR 2.5FNST X 2.5FN...	CHROME SWIVEL ADAPTER 2-1/2" FNST X 2-1/2" FNPT	EA	106.78905	106.79T
1	PLG NST CHR 2.5	CHROME PLUG 2-1/2" MNST WITH CHAIN	EA	61.99615	62.00T
1	0510103-1	(6) ST 4 SOLID MOUNT 2 SPRING MOUNT ASSEMBLY KIT	KIT	599.04	599.04T
1	0910103-1	(1) 6 POINT 4-SOLID 2 SPRING TANK MOUNTING SYSTEM INSTALL	ASSY	742.50	742.50T
1	0510302-2	(1) TANDEM AXLE DOT LIGHT AND REQUIRED ITEMS ASSEMBLY	KIT	376.87	376.87T
1	0910202-2	(1) TANDEM AXLE DOT REQUIRED ITEMS INSTALL	ASSY	326.30	326.30T
1	0910301-1	(1) ANTI SKID TAPE WALKWAY TOP OF TANK INSTALL	ASSY	86.26	86.26T
1	0950101-1	(1) WATER TANK DECAL KIT INSTALL	ASSY	89.76	89.76T
1	0952501-1	(1) WATER LEVEL SIGHT GAUGE WITH SHUT-OFF VALVES INSTALL	ASSY	167.52	167.52T
1	FRT OPT IN ST DMP TRIPL...	(1) STAINLESS STEEL TRIPLE DUMP WITH MANUALLY OPERATED VALVES AND MANUAL 36" TELESCOPING EXTENSION CHUTES	ASSY	13,889.50	13,889.50T

<p>*Quotation good for 30 days. *All prices FOB TruckWorks Phoenix, AZ unless otherwise noted. *Price may not include: Options, axle or air tank relocation, or exhaust modification. *TruckWorks accepts no responsibility for legal weight conditions, our tanks are listed as Approximate Off Highway Capacities only. *Federal Excise Taxes of 12% may apply, as well as local taxes: If you are uncertain as to whether you are FET exempt, it is your responsibility to consult with your tax advisor. If you are exempt, a signed letter on company letterhead stating FET exemption status or signing an Exemption/Resale Certificate is required. *All material is guaranteed to be specified and the above work to be performed in accordance with the drawings and specifications submitted and completed in a quality manner. *TruckWorks is not responsible for items left in the vehicles while in our possession. *All chassis sold "AS IS" with no warranty expressed or implied unless warranted by chassis manufacturer. *A 50% deposit is required to begin work &amp; balance is due on completion. Purchase Orders accepted upon approval, no payment terms are given without proper credit application submitted. *By signing below or issuing a Purchase Order for the equipment or work itemized above, you are hereby certifying you are authorized to enter into a purchase agreement, and agree to the pricing and terms contained herein.</p>	<b>Subtotal</b>
	<b>Sales Tax (8.6%)</b>
	<b>Total</b>

Signature \_\_\_\_\_

Date \_\_\_\_\_

# Truck Works Holdings, LLC

1815 S 39th Ave  
Phoenix, AZ 85009

602-233-3713 877-TWI-TRKS

# Quote

Rep	Date	Quote #
HND	1/22/2025	EST-9972

Name / Address
Central Arizona Fire Medical Authority 2608 Centerforce drive Prescott, AZ 86301

Please Remit Payment To: 1815 S 39th Ave Phoenix, AZ 85009	Terms	Sales-Contact	Sales-Phone	Sales- Email
	50% deposit, 50% o...	Domenic Scaife	928-713-4554	DScaife@cazfire.gov

Qty	Item	Description	U/M	Rate	Total
1	FRT PS IN PTO SFT 1000 H...	(1) HALE MBP BOOSTER PUMP, PTO DRIVEN 750 GPM FIRE TRUCK PUMPING SYSTEM INSTALLED ON CUSTOMER SUPPLIED CHASSIS  (1) 750 GPM HALE MBP BOOSTER PUMP (1) FRC PUMP BOSS GOVERNOR SYSTEM EXTERIOR PANEL (1) HOT SHIFT PTO CAB CONTROLLED (1) 1310 SERIES PTO SHAFT (1) PUMP INTAKE PLUMBING (1) PUMP DISCHARGE PLUMBING (1) DOT STRAIGHT REAR BUMPER WITH LIGHTS (1) DOT REMOVABLE ICC BUMPER  *****PUMP TEST INCLUDED FROM WESTERN STATES FIRE - EXACT TEST INFO TBD	ASSY	28,281.43	28,281.43T
1	FRT OPT IN SCT LOD A 6 X 6	(1) 5" SUCTION LOADING SYSTEM WITH 6" AIR OPERATED TANK TO PUMP VIC VALVE, 6" AIR OPERATED SUCTION INLET VIC VALVE, 3" FIRE RATED BALL VALVE RETURN TO TANK INSTALLED	ASSY	5,623.21	5,623.21T
1	FRT OPT ADP 6.0 NPTF X 6...	(1) 6" NPTF X 6" NHTM ADAPTER SCREEN AND CAP INSTALLED SUCTION INLET	ASSY	1,294.75	1,294.75T
1	FRT OPT IN SCT PRIMER A...	(1) TRIDENT AIR PRIMER SYSTEM 2 BARREL WITH GAUGE INSTALLED EXTERIOR PANEL CONTROLLED	ASSY	2,026.73	2,026.73T

<p>*Quotation good for 30 days. *All prices FOB TruckWorks Phoenix, AZ unless otherwise noted. *Price may not include: Options, axle or air tank relocation, or exhaust modification. *TruckWorks accepts no responsibility for legal weight conditions, our tanks are listed as Approximate Off Highway Capacities only. *Federal Excise Taxes of 12% may apply, as well as local taxes: If you are uncertain as to whether you are FET exempt, it is your responsibility to consult with your tax advisor. If you are exempt, a signed letter on company letterhead stating FET exemption status or signing an Exemption/Resale Certificate is required. *All material is guaranteed to be specified and the above work to be performed in accordance with the drawings and specifications submitted and completed in a quality manner. *TruckWorks is not responsible for items left in the vehicles while in our possession. *All chassis sold "AS IS" with no warranty expressed or implied unless warranted by chassis manufacturer. *A 50% deposit is required to begin work &amp; balance is due on completion. Purchase Orders accepted upon approval, no payment terms are given without proper credit application submitted. *By signing below or issuing a Purchase Order for the equipment or work itemized above, you are hereby certifying you are authorized to enter into a purchase agreement, and agree to the pricing and terms contained herein.</p>	<b>Subtotal</b>
	<b>Sales Tax (8.6%)</b>
	<b>Total</b>

Signature \_\_\_\_\_

Date \_\_\_\_\_

# Truck Works Holdings, LLC

1815 S 39th Ave  
Phoenix, AZ 85009

602-233-3713 877-TWI-TRKS

# Quote

Rep	Date	Quote #
HND	1/22/2025	EST-9972

Name / Address
Central Arizona Fire Medical Authority 2608 Centerforce drive Prescott, AZ 86301

Please Remit Payment To: 1815 S 39th Ave Phoenix, AZ 85009	Terms	Sales-Contact	Sales-Phone	Sales- Email
	50% deposit, 50% o...	Domenic Scaife	928-713-4554	DScaife@cazfire.gov

Qty	Item	Description	U/M	Rate	Total
1	FRT OPT EMG LED PKG 54...	WHELEN LED RED & BLUE PUMPER PACKAGE NFPA COMPLIANT INSTALLED (1) 54" LIBERTY II (IX2) LED RED & BLUE LIGHTBAR (ZONE A B C & D UPPER) (6) RED & BLUE ION TLI DUO FLASHER (ZONE A B C & D LOWER) (1) RED & (1) BLUE L31 BEACONS (ZONE C - B & D UPPER) (2) RED & (2) BLUE M7 FLASHER (ZONE A B C & D LOWER) (2) SIREN / 100W WHELEN SPEAKER (1 WAIL, 2 YELP) (1) WHELEN MASTER CONTROL	ASSY	13,123.88	13,123.88T
6	FRT OPT IN WRK ST TNK ...	(1) WHELEN M9LZC SCENE LIGHT TANK MOUNTED CAB OR PANEL CONTROLLED INSTALLED - LOCATION: ALL 4 CORNERS AND REAR FACING	ASSY	847.53	5,085.18T
1	FRT OPT IN GROUND LIG ...	(1) LED UNDERCARRIAGE LIGHT INSTALLED ALL 4 CORNERS AND 2 MIDSHIP ON 1 SWITCH IN CAB & PANEL	ASSY	1,241.76	1,241.76T
1	FRT OPT IN PANEL EXT STD	(1) STANDARD EXTERIOR CONTROL PANEL INSTALLED DRIVERS SIDE MIDSHIP, LED LIGHTED WITH 2 PRESSURE GAUGES INSTALLED	ASSY	1,581.82	1,581.82T
1	AT OPT IN PTO EXT CONT...	(1) PTO CONTROL SWITCH INSTALLED IN CAB FOR PUMP AND ROLL	ASSY	453.83	453.83T

<p>*Quotation good for 30 days. *All prices FOB TruckWorks Phoenix, AZ unless otherwise noted. *Price may not include: Options, axle or air tank relocation, or exhaust modification. *TruckWorks accepts no responsibility for legal weight conditions, our tanks are listed as Approximate Off Highway Capacities only. *Federal Excise Taxes of 12% may apply, as well as local taxes: If you are uncertain as to whether you are FET exempt, it is your responsibility to consult with your tax advisor. If you are exempt, a signed letter on company letterhead stating FET exemption status or signing an Exemption/Resale Certificate is required. *All material is guaranteed to be specified and the above work to be performed in accordance with the drawings and specifications submitted and completed in a quality manner. *TruckWorks is not responsible for items left in the vehicles while in our possession. *All chassis sold "AS IS" with no warranty expressed or implied unless warranted by chassis manufacturer. *A 50% deposit is required to begin work &amp; balance is due on completion. Purchase Orders accepted upon approval, no payment terms are given without proper credit application submitted. *By signing below or issuing a Purchase Order for the equipment or work itemized above, you are hereby certifying you are authorized to enter into a purchase agreement, and agree to the pricing and terms contained herein.</p>	<b>Subtotal</b>
	<b>Sales Tax (8.6%)</b>
	<b>Total</b>

Signature \_\_\_\_\_

Date \_\_\_\_\_

# Truck Works Holdings, LLC

1815 S 39th Ave  
Phoenix, AZ 85009

602-233-3713 877-TWI-TRKS

# Quote

Rep	Date	Quote #
HND	1/22/2025	EST-9972

Name / Address
Central Arizona Fire Medical Authority 2608 Centerforce drive Prescott, AZ 86301

Please Remit Payment To: 1815 S 39th Ave Phoenix, AZ 85009	Terms	Sales-Contact	Sales-Phone	Sales- Email
	50% deposit, 50% o...	Domenic Scaife	928-713-4554	DScaife@cazfire.gov

Qty	Item	Description	U/M	Rate	Total
1	FRT OPT IN PMP ROLL 4-5 ...	(4) FIVE STAR WATER VALVES "PUMP AND ROLL SYSTEM" WITH PTO OVER SPEED INSTALLED ON CUSTOMER SUPPLIED CHASSIS  (4) 3" FIVE STAR WATER VALVES CAB CONTROLLED (2) FRONT SPRAYERS WITH ADJUSTABLE HEADS (2) REAR SPRAYERS WITH ADJUSTABLE HEADS (1) CAB MOUNTED 4 SPRAY HEAD CONTROL PANEL (1) CAB MOUNTED PTO CONTROL SWITCH (1) COMPONENTS PAINTED BLACK ALL PLUMBING COMPONENTS SCHEDULE 40 WELDED PIPE WITH GROOVE COUPLERS	ASSY	8,278.97	8,278.97T
1	FRT DS IN ST MAN FIR 2-2....	(2) 2 1/2" FIRE RATED MANUAL VALVES INSTALLED MIDSHIP ONE EACH SIDE ON CUSTOMER SUPPLIED CHASSIS  (1) 4" STEEL DISTRIBUTION MANIFOLD (2) 2 1/2" FIRE RATED DISCHARGE BALL VALVE (2) 2 1/2" CHROME ADAPTER AND CAP ALL PLUMBING COMPONENTS SCHEDULE 40 WELDED PIPE WITH GROOVE COUPLERS	ASSY	3,292.15	3,292.15T
1	FRT DSC IN ST DSM MAN ...	(1) ADDITIONAL 3" FIRE RATED MANUAL VALVE WITH 30 DEGREE DOWN MNST ADAPTER INSTALLED PASSENGER SIDE MIDSHIP	ASSY	1,619.17	1,619.17T
1	FRT OPT IN KUSSMAUL 10...	(1) KUSSMAUL 1000 SUPER BATTERY CONDITIONER WITH AUTO EJECT INSTALLED OUTSIDE DRIVERS DOOR OR IN PANEL	ASSY	1,943.50	1,943.50T

<p>*Quotation good for 30 days. *All prices FOB TruckWorks Phoenix, AZ unless otherwise noted.                  *Price may not include: Options, axle or air tank relocation, or exhaust modification.                  *TruckWorks accepts no responsibility for legal weight conditions, our tanks are listed as Approximate Off Highway Capacities only. *Federal Excise Taxes of 12% may apply, as well as local taxes: If you are uncertain as to whether you are FET exempt, it is your responsibility to consult with your tax advisor. If you are exempt, a signed letter on company letterhead stating FET exemption status or signing an Exemption/Resale Certificate is required.                  *All material is guaranteed to be specified and the above work to be performed in accordance with the drawings and specifications submitted and completed in a quality manner.                  *TruckWorks is not responsible for items left in the vehicles while in our possession.                  *All chassis sold "AS IS" with no warranty expressed or implied unless warranted by chassis manufacturer.                  *A 50% deposit is required to begin work &amp; balance is due on completion. Purchase Orders accepted upon approval, no payment terms are given without proper credit application submitted. *By signing below or issuing a Purchase Order for the equipment or work itemized above, you are hereby certifying you are authorized to enter into a purchase agreement, and agree to the pricing and terms contained herein.</p>	<b>Subtotal</b>
	<b>Sales Tax (8.6%)</b>
	<b>Total</b>

Signature \_\_\_\_\_

Date \_\_\_\_\_

# Truck Works Holdings, LLC

1815 S 39th Ave  
Phoenix, AZ 85009

602-233-3713 877-TWI-TRKS

# Quote

Rep	Date	Quote #
HND	1/22/2025	EST-9972

Name / Address
Central Arizona Fire Medical Authority 2608 Centerforce drive Prescott, AZ 86301

Please Remit Payment To: 1815 S 39th Ave Phoenix, AZ 85009	Terms	Sales-Contact	Sales-Phone	Sales- Email
	50% deposit, 50% o...	Domenic Scaife	928-713-4554	DScaife@cazfire.gov

Qty	Item	Description	U/M	Rate	Total
1	FRT OPT IN TNK LVL FRC ...	FRC TANKVISION PRO 300 PRIMARY TANK LEVEL DISPLAY 9 LED FRACTIONAL SCALE INSTALLED IN DRIVER SIDE CONTROL PANEL	ASSY	976.67	976.67T
1	FRT OPT IN TNK LVL FRC ...	FRC TANKVISION PRO 300 REMOTE TANK LEVEL MINI 9 LED FRACTIONAL SCALE INSTALLED IN CAB CONTROL PANEL (MUST SELECT FRT OPT IN ST TNK LVL FRC TNKVIS TO FUNCTION IN CONJUNCTION WITH)	ASSY	602.12	602.12T
2	FRT OPT IN TNK LVL FRC ...	FRC TANKVISION MAXVISION LED TANK DISPLAY KIT INSTALLED AT CUSTOMER REQUESTED LOCATION(S) - PASSENGER & REAR	ASSY	795.33	1,590.66T
1	WT OPT IN PLM UPG HDG ...	(1) HOT DIP GALVANIZE PLUMBING TANDEM AXLE WATER TRUCK	ASSY	1,600.00	1,600.00T
1	SC OPT IN LED LIG COMP 4	(4) LED COMPARTMENT CABINET LIGHTS INSTALLED	ASSY	574.65	574.65T
1	FRT OPT IN DRN ST LOW P...	(6) 1/2" DRAINS VARIOUS LOCATIONS INSTALLED WITH MANUAL MASTER DRAIN	ASSY	586.58	586.58T
1	0810113-1	REPAINT TANK (1) 4000 GALLON TANK PAINTED ONE COLOR	ASSY	3,669.67	3,669.67T
1	AT OPT IN PNT TNK 3-5K ...	(1) PAINT MATERIAL INCREASE TO PAINT 3000 GALLON TO 5000 GALLON TANK RED - CODE TBD	ASSY	983.25	983.25T
3	WT OPT IN TNK ST TFC A...	REPLACE ANODES IN TOP OF STAINLESS STEEL TANK	ASSY	396.56	1,189.68T
		Subtotal			105,413.03

\*Quotation good for 30 days. \*All prices FOB TruckWorks Phoenix, AZ unless otherwise noted.  
 \*Price may not include: Options, axle or air tank relocation, or exhaust modification.  
 \*TruckWorks accepts no responsibility for legal weight conditions, our tanks are listed as Approximate Off Highway Capacities only. \*Federal Excise Taxes of 12% may apply, as well as local taxes: If you are uncertain as to whether you are FET exempt, it is your responsibility to consult with your tax advisor. If you are exempt, a signed letter on company letterhead stating FET exemption status or signing an Exemption/Resale Certificate is required.  
 \*All material is guaranteed to be specified and the above work to be performed in accordance with the drawings and specifications submitted and completed in a quality manner.  
 \*TruckWorks is not responsible for items left in the vehicles while in our possession.  
 \*All chassis sold "AS IS" with no warranty expressed or implied unless warranted by chassis manufacturer.  
 \*A 50% deposit is required to begin work & balance is due on completion. Purchase Orders accepted upon approval, no payment terms are given without proper credit application submitted. \*By signing below or issuing a Purchase Order for the equipment or work itemized above, you are hereby certifying you are authorized to enter into a purchase agreement, and agree to the pricing and terms contained herein.

**Subtotal**

**Sales Tax (8.6%)**

**Total**

Signature \_\_\_\_\_

Date \_\_\_\_\_

# Truck Works Holdings, LLC

1815 S 39th Ave  
Phoenix, AZ 85009

602-233-3713 877-TWI-TRKS

# Quote

Rep	Date	Quote #
HND	1/22/2025	EST-9972

Name / Address
Central Arizona Fire Medical Authority 2608 Centerforce drive Prescott, AZ 86301

Please Remit Payment To: 1815 S 39th Ave Phoenix, AZ 85009	Terms	Sales-Contact	Sales-Phone	Sales- Email
	50% deposit, 50% o...	Domenic Scaife	928-713-4554	DScaife@cazfire.gov

Qty	Item	Description	U/M	Rate	Total
1	OFF CHA-RURAL-17786-N...	2025 FREIGHTLINER 114SD PLUS, 6X4, CUMMINS X12 500 HP @ 1900RPM EVS ENGINE, ALLISON 4500 EVS-P AUTOMATIC TRANSMISSION, 20,000 FRONT, 46,000 REAR, 4.30 RAR, TUFTRAC SUSPENSION, HIGH BACK AIR RIDE SEATS, 425 FRONT TIRES, 12R22.5 REARS, ALCOA ALUMINUM WHEELS, 70 GALLON FUEL, A/C, CT 136", RED. SEE ATTACHED DETAILED SPECIFICATIONS.	EA	175,196.00	175,196.00T
		Subtotal			175,196.00
		Subtotal			280,609.03

<p>*Quotation good for 30 days. *All prices FOB TruckWorks Phoenix, AZ unless otherwise noted.                  *Price may not include: Options, axle or air tank relocation, or exhaust modification.                  *TruckWorks accepts no responsibility for legal weight conditions, our tanks are listed as Approximate Off Highway Capacities only. *Federal Excise Taxes of 12% may apply, as well as local taxes: If you are uncertain as to whether you are FET exempt, it is your responsibility to consult with your tax advisor. If you are exempt, a signed letter on company letterhead stating FET exemption status or signing an Exemption/Resale Certificate is required.                  *All material is guaranteed to be specified and the above work to be performed in accordance with the drawings and specifications submitted and completed in a quality manner.                  *TruckWorks is not responsible for items left in the vehicles while in our possession.                  *All chassis sold "AS IS" with no warranty expressed or implied unless warranted by chassis manufacturer.                  *A 50% deposit is required to begin work &amp; balance is due on completion. Purchase Orders accepted upon approval, no payment terms are given without proper credit application submitted. *By signing below or issuing a Purchase Order for the equipment or work itemized above, you are hereby certifying you are authorized to enter into a purchase agreement, and agree to the pricing and terms contained herein.</p>	<b>Subtotal</b>	\$280,609.03
	<b>Sales Tax (8.6%)</b>	\$23,943.18
	<b>Total</b>	\$304,552.21

Signature \_\_\_\_\_ Date \_\_\_\_\_