



Agenda

Central Arizona Fire and Medical Authority Board of Directors

Monday, September 22, 2025 at 5:00 PM

Central Arizona Fire and Medical Authority, Administration
8603 E. Eastridge Drive, Prescott Valley

Pursuant to A.R.S. § 38-431.02, notice is hereby given to the members of the **Central Arizona Fire and Medical Authority (CAFMA)** Board of Directors and the general public that the CAFMA Governing Board will hold a meeting open to the public on **Monday, September 22, 2025**, starting at 5:00 PM. The meeting will be held at the **Central Arizona Fire & Medical Authority Administrative Office, 8603 E. Eastridge Drive, Prescott Valley, AZ 86314**. Members of the Governing Board may attend in person or virtually.

The Board may vote to go into Executive Session on any agenda item, pursuant to A.R.S. § 38-431.03(A)(3) for discussion and consultation for legal advice from the District's Attorney on matters as set forth on the agenda. The following topics and any variables thereto will be subject to Board consideration and discussion. All items are set for possible action.

Page

1. CALL TO ORDER / ROLL CALL OF BOARD MEMBERS

2. PLEDGE OF ALLEGIANCE

3. CORRESPONDENCE AND PRESENTATIONS

A. County and Town Current Events Summaries

B. Letters from the Public and Board Recognition

[CAFMA Letter 202509 thank you.docx](#) 

4

4. REPORTS

Reports are informational only. Any item articulated in the reports is subject to clarification, discussion, and direction by the Board; no action will be taken.

A. Board Member Reports

B. Division Reports

5 - 18

[2025 09 22 Division Reports.pdf](#) 

5. CALL TO THE PUBLIC

In accordance with A.R.S. §38-431.01(H) the Central Arizona Fire and Medical Authority Board has decided to allow public comments as time permits. Those wishing to address the Board regarding an issue within the jurisdiction of this public body may do so by completing a *Call to the Public* form and submitting it to Staff. Speakers are limited to three (3) minutes but may submit written comments for Board records. Call to the Public shall not exceed 30 minutes per meeting. Board members shall not discuss or take legal action on matters raised during an open call to the public, but may ask Staff to review a matter or may ask that a matter be placed on a future agenda.

6. CONSENT AGENDA

All matters listed under consent agenda are considered to be routine by the Central Arizona Fire and Medical Authority Board and will be enacted by one motion. There will be no separate discussion on these items. Any item may be removed by a Board member and will be considered separately for motion, discussion, and action.

A. Approve Regular Session Minutes - August 25, 2025

19 - 23

[2025 08 25 CEA Regular Minutes - DRAFT.pdf](#) 

B. Approve General Fund Financial Statements - August 31, 2025

24 - 94

[AUG 2025 CAFMA Bank Reconciliation- Signed.pdf](#) 

C. Approve Fire Protection Agreements: Combes-Zar IE LLC,
Moore, and Sturgill

95 - 100

[Fire Protection Agreement - SAMPLE.pdf](#) 

7. VOTE TO GO INTO EXECUTIVE SESSION

8. EXECUTIVE SESSION

A. Legal Advice Pursuant to A.R.S. §38-431.03(A)(3) Regarding
Civil Litigation Between CAFMA and AMR in Maricopa and
Yavapai Counties

9. OLD BUSINESS

- A. Discussion and Possible Action Regarding Civil Litigation
Between CAFMA and AMR in Maricopa and Yavapai Counties

10. NEW BUSINESS

- A. Discussion and Possible Action Regarding Radio Communications Support IGA with YCSO 101 - 112
[2025 10 01 CEA YCSO Radio Communications Support IGA.pdf](#) 
- B. Discussion and Possible Approval of Fixed Capital Assets Disposal Report 113 - 114
[Fixed Capital Assets Disposal Report.pdf](#) 

11. ADJOURNMENT

The Central Arizona Fire & Medical Authority Board meeting locations are accessible to the handicapped. In compliance with the Americans with Disabilities Act (ADA), those with special needs, such as large-type face print or other reasonable accommodations may request those through the Central Arizona Fire & Medical Authority Administrative Offices at (928) 772-7711 at least 24 hours before the meeting.



September 13, 2025

Chiefs,

Just a quick note to thank you for the donation of the SCBA fill station, compressor and cylinders. This is a huge improvement for our capabilities. Up to this point, anytime we've used air bottles, either for training or an incident, we've had to go to another department to refill taking a lot of time from the department helping us as well as our volunteer doing the errand.

The timing turned out to be fantastic because a few days after we received the donation, we had a serious structure fire in our service area and have already refilled some air bottles (there is air in the cylinders still).

We are also grateful to Fleet Division Scaife for thinking of us for this donation as well. He's helped us in countless ways over the years; this is simply the latest thing he's done for us.

Thank you again,

Roger Nusbaum

Fire Chief

Walker Fire Protection Association



DIVISION REPORTS

REPORTED TO THE
CENTRAL ARIZONA FIRE AND MEDICAL AUTHORITY
BOARD OF DIRECTORS

Chief's Report

By Fire Chief Feddema

Personnel & Recognition

This month brought important personnel updates and well-deserved recognition. Following a competitive process, Lacie Sims was appointed as CAFMA's Human Resources Manager, and Tana Smolnikar was hired as Administrative Specialist effective August 25, 2025. In addition, we celebrated the promotions of Captain David Wittenberg and Engineer Jake Smith.

On September 6, the crew from Station 59 — Captain Butler, Engineer Collins, and Firefighter Bickel, responded to a flooded kitchen and went above and beyond to assist the resident. Their actions prompted a heartfelt thank-you and a donation to firefighter charities from the resident, whose family includes multiple first responders.

Operations & Equipment

CAFMA responded to 1,622 incidents in August 2025, averaging 43.5 calls per day. EMS accounted for 68.2% of call volume, fire incidents 1.04%, and other calls 30.7%. Reported fire losses included \$327,550 in residential, \$2,000 in commercial, and \$10,000 in vehicle fire damages

Crews demonstrated operational excellence in July during a fully involved garage fire, where aggressive action prevented fire spread to the residence and contents. CAFMA also provided critical backfill and support to Timber Mesa Fire District following the tragic line-of-duty loss of two firefighters in a vehicle accident along SR-260.

In September, CAFMA deployed Stryker LifePak35 heart monitor/defibrillators on all engines and ambulances. These devices enhance patient care by improving cardiac monitoring, enabling real-time data streaming to hospitals, and strengthening CPR delivery. The deployment marks a significant advancement in CAFMA's EMS capabilities.

CAFMA also initiated a data collection effort on lift assists at staffed care facilities in partnership with Prescott Fire Department. This six-month NFIRS tracking initiative will help determine call volumes and inform future discussions about potential fee structures.

Training & Wellness

Training and professional development remained a strong focus this month with several firefighters beginning Paramedic School, further strengthening CAFMA's advanced life support capacity. Planning is underway for a five-week Technical Rescue Team (TRT) Certification Course scheduled for April–May 2026.



DIVISION REPORTS

REPORTED TO THE
CENTRAL ARIZONA FIRE AND MEDICAL AUTHORITY
BOARD OF DIRECTORS

CAFMA personnel supported the 2025 Arizona Fire School in Mesa, with thanks extended to all instructors and coordinators for delivering another high-quality program. Preparations are also underway for the Arizona Fire Chiefs Association Battalion Chief Academy scheduled for October in Avondale.

On August 14, CAFMA hosted a Responder Strong Regional Train-the-Trainer Mental Health Workshop at CARTA. Emergency responders from across the region attended, receiving tools and strategies to address stress, burnout, and resilience. Supported by HRSA funding and led by Master Trainers, the course equips participants to bring wellness and resilience training back to their home agencies, ensuring long-term impact.

Accreditation & Planning

All CAFMA accreditation documents have been submitted. The joint Standards of Cover will be presented to the peer assessment team later this month, and CAFMA is awaiting announcement of the accreditation site visit date.

Labor & Management

Labor and management collaboration remains active and productive. Work is underway on the Meet and Confer document, which will be presented to the CAFMA Fire Board in October. In addition, initial drafting of the next Memorandum of Understanding (MOU) has begun.

Community & Outreach

CAFMA also attended the first Yavapai County State of the County event at the Findlay Toyota Center, strengthening regional relationships and visibility. We also are working to strengthen community engagement initiatives. On August 20, the Authority announced the upcoming CAFMA Citizen's Academy, scheduled for March 25 through April 29, 2026. The six-week program supports Strategic Plan Goal 2.0 (Community Engagement) and will provide residents with a clear understanding of CAFMA operations while building trust, transparency, and long-term community advocacy.

CAFMA personnel also participated in the 24th Commemoration of September 11th in Prescott Valley with the Healing Fields Committee, Town officials, and community partners. Members also attended the IAFF Fallen Firefighter Memorial in Colorado, honoring those lost in the line of duty and showing solidarity with families and agencies across the fire service.

Finally, CAFMA crews continue to receive positive recognition from residents for compassionate service, reinforcing the organization's commitment to professionalism and excellence in all interactions.



DIVISION REPORTS

REPORTED TO THE
CENTRAL ARIZONA FIRE AND MEDICAL AUTHORITY
BOARD OF DIRECTORS

We appreciate the continued support of the Fire Board as we work to advance agency goals through strategic planning, investment in personnel, health and safety programs, and external funding opportunities.



DIVISION REPORTS

REPORTED TO THE
CENTRAL ARIZONA FIRE AND MEDICAL AUTHORITY
BOARD OF DIRECTORS

Administration By Assistant Chief Rose

Below are the reports for each division within the Administrative Section of CAFMA:

ADMINISTRATION

Annexations and Fire Protection Agreements

There were no new fire protection agreements initiated in August; however, 54 contracts were canceled for non-payment. Since those notices were mailed, we have been fielding calls and have processed 22 reinstatements. Unfortunately, the process for reinstating a cancelled contract takes almost as long as initiating a new contract; reinstatements also create additional work for our Finance and GIS divisions, as well as PRCC. Through August 31, 2025, we have processed 14 annexations and 42 fire protection agreements.

Records Requests

Depending on the nature of the request, fulfilling a records request can take anywhere from 30 minutes to several hours to complete. Notably, we have one public records request that is still in process due to its broad scope. So far, staff have spent approximately 76 hours on it, which does not include our attorney's time to review and communicate questions, concerns, and necessary redactions.

Through August 31, 2025, we have received and answered 201 records requests:

- EMS: 12
- Environmental: 5
- Fire: 9
- Incident: 1
- Public: 4

Ride-Alongs and Community Event Requests

Admin's part in these community-facing, operations-centric activities can usually be completed in 30 minutes or less. Through August 31, 2025, we have received and processed 66 community event requests and 112 ride-along requests.

- Ride-Along 3
- Community Events 4

Construction Permits and Inspections

- Construction Permits: 45
- Event Permits: 6
- Inspections Scheduled: 41
- Open/In-Process Permits: 324



DIVISION REPORTS

REPORTED TO THE
CENTRAL ARIZONA FIRE AND MEDICAL AUTHORITY
BOARD OF DIRECTORS

Employee Certifications

Admin enters all employee certifications in Image Trend and IQS. We then provide electronic copies to HR for the individual employee personnel files, and we place a copy in the files maintained for the Training Division. Through August 31, 2025, the certs group has received 476 messages with employee certifications.

Boards and Committees

- Board Meetings 2
- Committee Meetings 2

COMMUNITY RELATIONS

Citizen's Academy

Community Relations is excited to announce the launch of CAFMA's first Citizens' Academy, a 6-week program scheduled for spring 2026. Planning is in the early stages, and research has included outreach to several local and regional partners who generously shared their expertise: City of Prescott, Town of Prescott Valley, Prescott Valley Police Department, Prescott Police Department, Avondale Fire and Medical, Yavapai County, and others. More details will be shared as the Academy continues to take shape.

Video Partnerships

We have established a new video partnership with United Yavapai Firefighters Local 3066. This collaboration will highlight the vital work of our firefighters through a video series titled "A Day in the Life of..." featuring various firefighter positions.

Website Migration

The migration of CAFMA's current website to the new CivicPlus platform is underway. We anticipate receiving a first draft of the new site by mid-September, after which we'll begin refining and preparing for launch. The updated website will improve accessibility, streamline navigation, and enhance the overall experience for our community.

Public Education Videos

Work is underway on our next major video project, an EMS series produced in partnership with our EMS Division. The goal of this series is to empower community members with the knowledge and confidence to respond appropriately to common medical situations, both emergency and non-emergency. Through engaging, easy-to-understand videos, we aim to reduce preventable injuries, decrease unnecessary 911 calls, and improve patient outcomes by



DIVISION REPORTS

REPORTED TO THE
CENTRAL ARIZONA FIRE AND MEDICAL AUTHORITY
BOARD OF DIRECTORS

encouraging informed action during true emergencies. Just as importantly, the series will help strengthen public trust in CAFMA as a reliable source for safety and health information.

Additionally, we're partnering again with the Prescott Valley Police Department on a joint traffic safety public service announcement to be filmed at CARTA, with the shared goal of keeping the public safer on the roadways. We extend our thanks to the PVPD for the invitation to collaborate.

Adam, our Multimedia Specialist, has been hard at work capturing b-roll (supplemental video footage that adds depth and context to our projects and when we work with media outlets) while moving seamlessly from one assignment to the next. His efforts in taking photos and videos for press releases, social media, and upcoming projects, including recruitments, ensure we have strong visual content to share with our community.

Fire Academy

The latest CAFMA Fire Academy is now underway. Our division will regularly visit CARTA to capture photos and video, document training, and share the journey of our recruits.

Strategic Plan – Fire and Life Safety Educator

Work continues on updating the third Community Relations position identified in CAFMA's Strategic Plan: A Fire and Life Safety Educator. This role is vital to our prevention efforts, ensuring that fire and life safety education is delivered consistently and effectively across the community. Adding a dedicated Fire and Life Safety Educator will expand CAFMA's ability to engage with schools, community groups, and vulnerable populations, ultimately reducing risk, preventing emergencies before they occur, and strengthening overall community safety.

HR Manager Interviews

Manager Goodman participated in the first round of interviews for the HR Manager position. A special thank-you goes to our HR team for their dedication and hard work throughout this process.

FINANCE

The Finance Division is currently focusing on the audit process for FY 24-25. The auditors have already requested detailed information for FY 24-25 and will continue to do so through the end of 2025 and into 2026. Audit fieldwork is set for the week of October 20th, 2025. That will be an incredibly busy week for the Finance Division!

We are sadly saying goodbye to one of our most beloved employees! Megan Dawson will be leaving to pursue her interest as an EMT and soon to be paramedic. We are incredibly excited for Megan and wish her all the best in her new endeavor!



DIVISION REPORTS

REPORTED TO THE
CENTRAL ARIZONA FIRE AND MEDICAL AUTHORITY
BOARD OF DIRECTORS

The Finance staff continues to work with Tyler Technologies and is completing the first steps in setting up the new system. We have had many wonderful sessions that have provided us with a high-level overview of the system and helped us identify opportunities to create efficiencies in our current processes. This change will be a significant undertaking, but we look forward to utilizing a more technologically advanced ERP system than we currently have.

HUMAN RESOURCES

Current Staffing and Recruitment Efforts

Assistant Chief Testing

- An internal selection process for the position of Assistant Chief will be initiated soon, with further details to be determined and communicated in the coming days.

Finance Specialist

- We will be opening a job posting for a Finance Specialist. Further details will be provided soon.

HR Manager

- The HR Manager selection process has been successfully concluded. Effective Monday, September 15, 2025, Lacie Sims has been promoted to the role of HR Manager.

HR Projects and Initiatives

- Task books for the HR I and HR II positions have been developed and will be implemented moving forward.
- HR will be coordinating the formation of a benefits committee to review current healthcare offerings and assess broader organizational needs. The committee will play a crucial role in exploring potential enhancements and ensuring that our benefits strategy continues to support staff effectively.
- The OJT VA application is currently under review. The division anticipates receiving feedback soon from the Arizona Department of Veterans' State Approving Agency (SSA) to schedule a site visit and potentially approve the application.
- The HR division is scheduled to present at the Citizens Academy in March. All relevant data, presentation slides, and supporting materials will be provided to Community Relations by November 1 in preparation for the event.



DIVISION REPORTS

REPORTED TO THE
CENTRAL ARIZONA FIRE AND MEDICAL AUTHORITY
BOARD OF DIRECTORS

PREVENTION

During the month of August, the Prevention Division opened 43 deficiencies and closed 41 within The Compliance Engine, resulting in an overall compliance rate of 90.4%.

Operational activity remains consistent. The division conducted 233 fire inspections, 67 construction inspections, and three special event inspections. 1 Fire investigations were initiated in June. The team also completed 81 plan reviews, installed 10 Knox Boxes, and participated in 55 meetings, including regional Fire Marshal meetings. The Prevention Division has completed one property verification and defensible space survey. Public education remains a core function, with one outreach event conducted during the month.

As always, please don't hesitate to contact me if you have any questions.



DIVISION REPORTS

REPORTED TO THE
CENTRAL ARIZONA FIRE AND MEDICAL AUTHORITY
BOARD OF DIRECTORS

EMS Report

By EMS Chief Niemynski

The Rescue units have proven to be a valuable resource since the launch of the transport service on October 1, 2024. These units have responded to various emergencies, including structure fires, serious car accidents, hazardous material incidents, and medical emergencies. As of September 4th, 2025, all Rescue units have completed 1,615 billable EMS transports.

CAFMA's six (6) new paramedic students have started class at Yavapai College. The program should finish in May of next year. We have had great success with the paramedic program at Yavapai College with all our recent graduates becoming certified paramedics in the State of Arizona.

The new LifePak35 monitor/defibrillators are now in service on all engines and rescues. The initial training for all operations personnel went well. We have received very positive feedback from the participants. We will continue offering training on these new devices for our partners in EMS. The new monitors will be used on all our EMS patients to monitor vitals, oxygen saturation, carbon monoxide exposure, Capnography, and the ability to do 15 lead EKGs. These monitors can live stream to the hospital and our EMS division staff for live consultation. The new technology allows us to perform better CPR with less pausing for analysis of the underlying heart rhythm.

The Arizona Ambulance Association conference was held in Flagstaff last month and some of the EMS division staff were able to attend. They received valuable training on EMS compliance issues and leadership topics.

We had a meeting with Medix to go over the final plans for the two new ambulances we ordered. They should go into production soon and we hope to have them done this winter. We will deploy the new units to Station 58 and Station 62 since those ambulances have the most mileage on them. We will shift the other units around and retire Rescue 53 to a backup role.



DIVISION REPORTS

REPORTED TO THE
CENTRAL ARIZONA FIRE AND MEDICAL AUTHORITY
BOARD OF DIRECTORS

Planning and Logistics **By Assistant Chief Barnes**

FACILITIES DIVISION:

Admin Suite C

Progress on the Admin Suite C project is still moving along smoothly. Painting has been completed and all the outlets installed and ready to go.

We are still waiting on some minor details to be changed in order to have the permit to proceed any further. Once that has been received, we will get the electric meter for the suite installed, and the ceiling fan hung. After which will just be the rubber matting and equipment moved in.

We have had to push our completion goal out to then end of this month.

Station 59 – Apparatus Building

We have received the necessary permit, and construction on the apparatus bay has begun. They have started the excavation and getting the pad in place for the concrete. Weather has caused a few delays, but progress continues weekly.

CARTA Bay Build-Out

Work on the CARTA Bay build-out has slowed a little, but progress continues. Majority of the outside walls have been sheet rocked or covered in preparation for some decorative metal. Also, the stairs have been completed along with the safety wall surrounding the upstairs storage. The HVAC contractor has installed all the duct work allowing us to continue with the wiring followed up with insulation.

Brandon had to be reassigned to Station 62 for a little over a week but is back at CARTA to continue making progress. Want to mention how much help the staff at CARTA has been with making the project happen. I would say they have done the majority of the work during the last couple months which has made a huge impact on the progress of the project. It certainly has proved that when we all pull together, we can make great things happen.

Station 62 – Landscaping

With the excess amount of landscaping that is on the grounds at the station, over the years it just has got out of control and overwhelming. We decided to assign Brandon and Andrew to the station to assist in getting things back in order. They spent over a week and had to make 9 trips to the dump with debris that was removed. They did a fantastic job getting things looking much better along with more manageable for the crews.

Routine Maintenance

Routine maintenance remains steady. Since July 1, a total of 40 work orders have been completed. Again, I mention, Andrew continues to be observant while he is at one of the many facilities he is tasked to maintain, frequently addressing issues proactively even outside of formal work orders. He and Brandon are such a huge asset to the division.



DIVISION REPORTS

REPORTED TO THE
CENTRAL ARIZONA FIRE AND MEDICAL AUTHORITY
BOARD OF DIRECTORS

FLEET SERVICES DIVISION:

New Water Tenders:

Regarding our two tactical water tender builds, we ran into an issue in selecting a pump that would meet the requirements for pump and roll. After working with the various pump manufacturers Darley pump seems to have come up with a solution for us. We have a build sheet, and the numbers are being verified for compatibility with our chassis selection. The last few weeks have been phone calls and emails with Truck works dialing this build in so that we get exactly what we want for our personnel. Once the build spec is finalized the chassis will be ordered. I will continue to update this build through this monthly report. Our unit that was dropped off in April for the chassis replacement is moving along nicely. I just got word that the paint has been completed, and it is moving into final assembly. I will continue to update based on the process.

New Brush Trucks:

The second brush truck has been completed by fleet. It is currently having a warranty issue being taken care of at the local Ram truck dealer. Once back it will be outfitted with equipment, pump tested and then put in service.

New Type 1 Engines:

Tentative Pre-Construction meeting late fall of 2025.

New Ladder Truck:

No new updates.

New Ambulance (Rescue):

The EMS division along with Fleet division manager Scaife and Chief Barnes met with Garrett Adleman our sales rep to go over the pre-construction of our new ambulance units. We were able to have a unit at our meeting that we could look at as we went through each line item in the build. The group made some slight changes to better four needs. The final build sheet has been approved and signed off on by Chief Feddema. I will keep you updated on this report as the builds progress.

Scissor Lift:

Our new Genie scissor lift was delivered earlier than expected. This unit was picked up and put into service earlier this month. In line with our purchasing requirements, we were able to utilize the Tucson Omni cooperative purchasing contract through Empire Cat instead of a three-bid process. This saved us almost \$7000.00 and allowed us to use a local vendor. The old unit will be kept as a reserve unit for the time being as we make sure the new unit will meet our needs.

Tech Services Truck:

Another purchase this year is a new truck for the Tech services division. This unit has been ordered and should be delivered by the beginning of September. Once outfitted it will go to one of the Radio technicians and their older vehicle will be moved to the I.T. side of the division.



DIVISION REPORTS

REPORTED TO THE
CENTRAL ARIZONA FIRE AND MEDICAL AUTHORITY
BOARD OF DIRECTORS

Staff Vehicles:

Recently we have had the Tech service division vehicles in for services and new tires. Because of the terrain that the division encounters we provide heavy duty offroad tires for them. This time of year, we usually bring their vehicles in and ready them for the approaching winter season. Next on staff vehicles will be most of the division manager vehicles.

Wildland: The wild land fleet has been busy, currently all units are in district but ready for assignment.

Maintenance And Repair:

Engines 53 and 57 along with water tender 53 are in the shop currently for repairs and service with engines 662 and 61 to follow. We also recently had Engine 58 in for some Cummins warranty repairs to the water pump and exhaust regeneration system. The Cummins engines we specify come with a 5-year 100K mile warranty and Fleet utilizes this warranty as much as we can until it expires. This unit is one month from warranty expiration.

New Equipment:

The first of our new Thermal imager cameras have been delivered to the stations for the crews to become familiar with. We have more funds in the budget this year to help complete that purchase and once that second order is received, we will begin installing these on the trucks. We have also received our first order of the new rechargeable scene lights. These will be making their way onto our frontline engines during the next service interval. Currently Engines 58 and 53 have received the updated lighting.

TECHNICAL SERVICES DIVISION:

Erp Implementation: Finance and Tech Services have attended multiple all day training and discovery sessions as we prepare to configure our new ERP. Our finance team has continued to do well and we are working towards a launch of July 1st for the financial portion.

Carta Construction:

Tech Services has been working with Facilities to get the new CARTA Classroom and Offices wired for networking and technology. Titus Overmyer and Samuel Sims have done a great job prepping for this and began cable installation on September 9th. It is moving forward quickly.

Fiber Installation:

We have partnered with Sparklight to deliver fiber service to multiple stations, removing the need for dedicated microwave hardware to deliver their connection to the CAFMA network. These sites include Administration, Station 51, Station 53, Station 57, Station 61, Station 62, Station 63, and Fleet. Currently Administration has cutover to the new service, and the next to come online are Station 51, Station 53, and Station 61. Construction has begun at Station 63 and will then proceed to the remaining locations.

Microwave Installations:

In September we have installed two new microwave hops, one for CAFMA and one for the City of Prescott. This is a demanding process with multiple hours on a tower aligning dishes to enable

22 September 2025



DIVISION REPORTS

REPORTED TO THE
CENTRAL ARIZONA FIRE AND MEDICAL AUTHORITY
BOARD OF DIRECTORS

communication. CAFMA's microwave was between Spruce Mountain and Porcupine Mountain, which is about 30 miles. Thanks to Dave Legge, Tony Frazier, Ian James, and Jake Anglin for their work on these projects.

Station Alerting Update:

At the August board meeting the board approved the capital purchase of a modernized station alerting solution, beginning in FY26 with 4 stations: Stations 53, 58, 61, and 62. The order has been processed, and our team is undergoing installation training on September 11th. We hope to get this project fully off the ground sometime in October.

RESOURCE MANAGEMENT DIVISION:

The Resource Management Division has completed pulling the inventory for the new Brush Truck. It will be delivered to us the week of September 8th for outfitting.

Hose testing has continued. To date, we have completed the Truck company, and 6 engines. We are on schedule to complete sometime in October/November.

This last month, Resource Management set a record in turnout washing and inspections. We did 116 sets total, 94 for CAFMA and 22 for Prescott Fire. This task alone equated to about 78-man hours of work.

There was a total of 25 SCBA packs tested this last month. This included getting all packs from the Training Center up and ready for the start of the new academy.

Resource Management was able to complete the majority of gathering all uniform apparel and PPE equipment for the new recruit academy. We are still having some filter in, but overall, we were able to get them all ready to start.

All other daily duties continued as usual.



DIVISION REPORTS

REPORTED TO THE
CENTRAL ARIZONA FIRE AND MEDICAL AUTHORITY
BOARD OF DIRECTORS

Response Report

By GIS | Records Management Specialist Freeman

Land Area: 369 sq. miles Population: ≈99,300 Fire Stations: 10 Full-Staffed

Responses in District

TOTAL FIRE INCIDENTS	14
STRUCTURE FIRE	2
STRUCTURE FIRE; CONFINED	3
MOBILE HOME/PORTABLE BLDG	1
VEHICLE FIRE	4
BRUSH/GRASS/WILDLAND FIRE	2
TRASH FIRE/OTHER	2

Fire is 1.04% of call volume

TOTAL RESCUE & EMS	920
--------------------	-----

EMS is 68.20% of call volume

OVERPRESSURE / OVERHEAT	2
HAZARDOUS CONDITION	10
SERVICE CALL	218
GOOD INTENT	138
FALSE ALARM/OTHER	47

Other is 30.76% of call volume

TOTAL INCIDENTS IN DISTRICT	1,349
INCIDENT RESPONSES BY CAFMA	1,523
TYPE-1 UNIT RESPONSES BY CAFMA	1,622

Unit Responses			
Unit	District	Total	Move Up
TYPE-1 ENGINES	E50	188	197
	E51	33	229
	E53	235	237
	E540	35	38
	E54	184	189
	E57	59	60
	E58	156	156
	E59	152	159
	E61	121	124
	E62	149	157
	E63	63	66
	TR50	7	10
	B3	71	82
	B6	36	39
	Res58	164	164
	Res62	106	108

Fire Loss Summary

Residential Fire Loss	\$327,550
Commercial Fire Loss	\$2,000
Vehicle Fire Loss	\$10,000

Top 5 Call Types

801	EMS
119	Assist Invalid
77	Cancelled en Route
65	Medical Assist
42	Public Service

Average total # of calls per day	43.52
Average fire calls per day	0.45
Average EMS calls per day	29.68
Average all other calls per day	13.39

Call Volume at PRCC

	Month	Year-to-Date
PFD	1,017	7,217
CAFMA	1,349	9,991
GCFD	13	110
YCFC	176	373
WKFD	5	34
OOD	14	117

Calls by Municipality

Calls in Town of Chino Valley	207
Calls in Town of Prescott Valley	698
Calls in Town of Dewey-Humboldt	50
Calls in District, Unincorporated Area	394
Calls Out of District	6

Aid Agreement Summary

Aid Given to Prescott	175
Aid Received from Prescott	71
Aid Given to WVFD	1
Aid Received from WVFD	4
Mutual Aid Given	2
Mutual Aid Received	0



Minutes

Central Arizona Fire and Medical Authority Board of Directors

Monday, August 25, 2025 at 5:00 PM

Central Arizona Fire and Medical Authority, Administration, 8603 E. Eastridge Drive, Prescott Valley

Present:

Dave Dobbs, Gayle Pickett, Andy Reinhardt, Andrea Sansone, Lorette Stewart, Lee Barnes, Nicolas Cornelius, Susanne Dixon, John Feddema, Denise Krizo, and Cody Rose

1. CALL TO ORDER / ROLL CALL OF BOARD MEMBERS

Chair Dobbs called the meeting to order at 6:55 p.m.

Attorney Cornelius joined the meeting at 6:57 p.m. via Teams.

2. PLEDGE OF ALLEGIANCE

Chair Dobbs led the Pledge of Allegiance.

3. CORRESPONDENCE AND PRESENTATIONS

A. Alarm Summary for January to July 2025

Chief Feddema said GIS Analyst Freeman will present next month or at a future date if the board so chooses; the next scheduled Alarm Summary presentation will be at the end of the year. The Alarm Summary report is attached for review. He added that everything is tracking as expected, the call volume is normal.

B. Letters from the Public and Board Recognition

Chief Feddema mentioned that we received several thank-you messages over the past month, including one from an out-of-district team expressing their gratitude for the expertise of our staff. He had nothing more to add other than the crews are doing a great job.

4. REPORTS

A. Board Member Reports

There were no board member reports given.

B. Division Reports

There were no additional comments to add regarding the Division Reports.

5. CALL TO THE PUBLIC

There were no public comments.

6. CONSENT AGENDA

- A. Approve Regular Session Minutes - July 28, 2025
- B. Approve Executive Session Minutes - July 28, 2025
- C. Approve General Fund Financial Statements - July 31, 2025
Motion to approve the Consent Agenda.

Moved by: Gayle Pickett

Seconded by: Lorette Stewart

Yes Dave Dobbs, Gayle Pickett, Andy Reinhardt,
Andrea Sansone, and Lorette Stewart

Passed 5-0

7. VOTE TO GO INTO EXECUTIVE SESSION

Executive session was waived.

8. EXECUTIVE SESSION

- A. Legal Advice Pursuant to A.R.S. §38-431.03(A)(3) Regarding Civil Litigation Between CAFMA and AMR in Maricopa and Yavapai Counties

9. OLD BUSINESS

- A. Discussion and Possible Action Regarding Civil Litigation Between CAFMA and AMR in Maricopa and Yavapai Counties

Attorney Cornelius advised that since the last board meeting, he followed up with Attorney Crawford for a status update. She found that the Court of Appeals had scheduled oral arguments for September 17th, but no official order was issued. As a result, the other parties were not aware of the date until we informed them last week. Because they were not prepared, a motion was filed and the new date for oral arguments is now set for October 8th.

Attorney Cornelius will send the information to Administrative Manager Dixon to forward to the board members.

10. NEW BUSINESS

- A. Discussion and Possible Action Regarding Purchase of Modernized Station Alerting in the Amount of \$271,678.62

Chief Barnes explained that this purchase is focused on modernizing the station alert system, as some existing equipment is outdated and nearing the end of its life. After evaluating multiple vendors, they selected a state-of-the-art, expandable system from U.S. Digital Designs in Phoenix. Although the project was originally budgeted at \$280,000, the final cost came in under budget, with installation and ongoing maintenance will be managed by our technical services staff.

Motion to approve the purchase of Modernized Station Alerting System not to exceed \$271,678.62.

Moved by: Gayle Pickett

Seconded by: Andrea Sansone

Yes Dave Dobbs, Gayle Pickett, Andy Reinhardt,
Andrea Sansone, and Lorette Stewart

Passed 5-0

B. Discussion and Possible Action Regarding Shared
Communications Personnel IGA with the Yavapai-Prescott
Indian Tribe

Chief Barnes stated that this agreement is a fee for service agreement to service their radios, similar to agreements we have with other agencies.

Motion to approve the shared Communications Personnel IGA with the Yavapai-Prescott Indian Tribe.

Moved by: Andrea Sansone

Seconded by: Lorette Stewart

Yes Dave Dobbs, Gayle Pickett, Andy Reinhardt,
Andrea Sansone, and Lorette Stewart

Passed 5-0

C. Discussion and Possible Action Regarding Contract No. 2026-
041 Fit for Duty Medical Exams with Burroff and Associates,
Ltd.

Chief Barnes advised the board that the physician we have been using is contemplating retirement, and we have had some issues getting our people scheduled. This company does business under the name 1582; they would be a one-stop shop. They would come to the area and complete same day screening. This is a request not to exceed \$50,000 since this is a pilot program with the possibility of expanding next year to include firefighter physicals.

Director Pickett asked what would happen if someone was on vacation during the time screenings were scheduled to be done.

Chief Barnes responded that we are partnering with other local agencies, so hopefully they will be in the area, allowing us to reschedule.

Motion to approve Contract No. 2026-041 Fit for Duty Medical Exams with Burroff and Associates, Ltd. not to exceed \$50,000.

Moved by: Gayle Pickett

Seconded by: Andrea Sansone

Yes Dave Dobbs, Gayle Pickett, Andy Reinhardt,
Andrea Sansone, and Lorette Stewart

Passed 5-0

11. ADJOURNMENT

Motion to adjourn the meeting at 7:13 p.m.

Moved by: Gayle Pickett

Seconded by: Lorette Stewart

Yes Dave Dobbs, Gayle Pickett, Andy Reinhardt,
Andrea Sansone, and Lorette Stewart

Passed 5-0

Clerk

CENTRAL ARIZONA FIRE AND MEDICAL AUTHORITY
GENERAL FUND BANK RECONCILIATION AUGUST, 2025

Reconciliation:		Bank Statement Balance:	
Beginning Balance:	\$ 6,417,215.24	Balance Per Bank:	\$ 2,820,948.31
Fire District Deposits:	\$ 281,301.82	Outstanding Checks:	\$ (169,629.02)
Interest Revenue	\$ 41,390.57	Outstanding Deposits:	
Fire Authority Funding:	\$ 150,967.58	Outstanding Payroll: (Direct Deposit)	\$ 617,619.28
Ambulance Revenue:	\$ 61,111.04	Other: CC Error, Reversal needed	\$ 200.93
Credit Card Revenue Transferred to GF:	\$ 155,000.00		
Other: Treasurer Error, Misposting of Funds	\$ 2,620.32		
Disbursements:	\$ (4,458,287.28)		
Outstanding Payroll: (Direct Deposit)	\$ 617,619.28		
Other: CC Error, Reversal needed	\$ 200.93		
Ending Balance:	\$ 3,269,139.50	Ending Balance:	\$ 3,269,139.50

Difference Between Balances:	\$ -	G/L Ending Balance:	\$ 3,269,139.50
-------------------------------------	-------------	----------------------------	------------------------

\$ 3,269,139.50

Deposits Per Bank Statement:		Bank Reconciliation Register:	
Fire Authority Funding Central Yavapai:	\$ 106,611.35	Checks From Accounts Payable:	\$ 4,458,287.28
Fire Authority Funding Chino Valley:	\$ 44,356.23	Other:	\$ -
Fire District Deposits:	\$ 281,301.82	Other:	\$ -
Interest Received:	\$ 41,390.57	Total Checks and Charges:	\$ 4,458,287.28
Ambulance Revenue:	\$ 61,111.04	Fire Authority Funding:	\$ 150,967.58
Credit Card Revenue Transfer to GenFun:	\$ 155,000.00	Deposits From Accounts Receivable:	\$ 354,251.26
Other:	\$ -	Interest Revenue:	\$ 41,390.57
		Chase Ambulance Revenue Transfer In:	\$ 120,000.00
		Chase Credit Card Revenue Transfer In:	\$ 35,000.00
		Other: Check Reversal - Customer Error	\$ (9,017.15)
		Other: CC Error, Reversal needed	\$ (200.93)
		Other: Treasurer Error, Misposting of Funds	\$ (2,620.32)
Ending Balance:	\$ 689,771.01	Ending Balance:	\$ 689,771.01

Reconciliation Approved By:

John Feddema

John Feddema, Fire Chief

Reconciliation Reviewed By:

Cody Rose

Cody Rose, Assistant Chief of Administration

Reconciliation Prepared By:

Katie Reeves

Katie Reeves, Finance Specialist III

CAPITAL RESERVE FUND FY 25-26Page 25 of 114



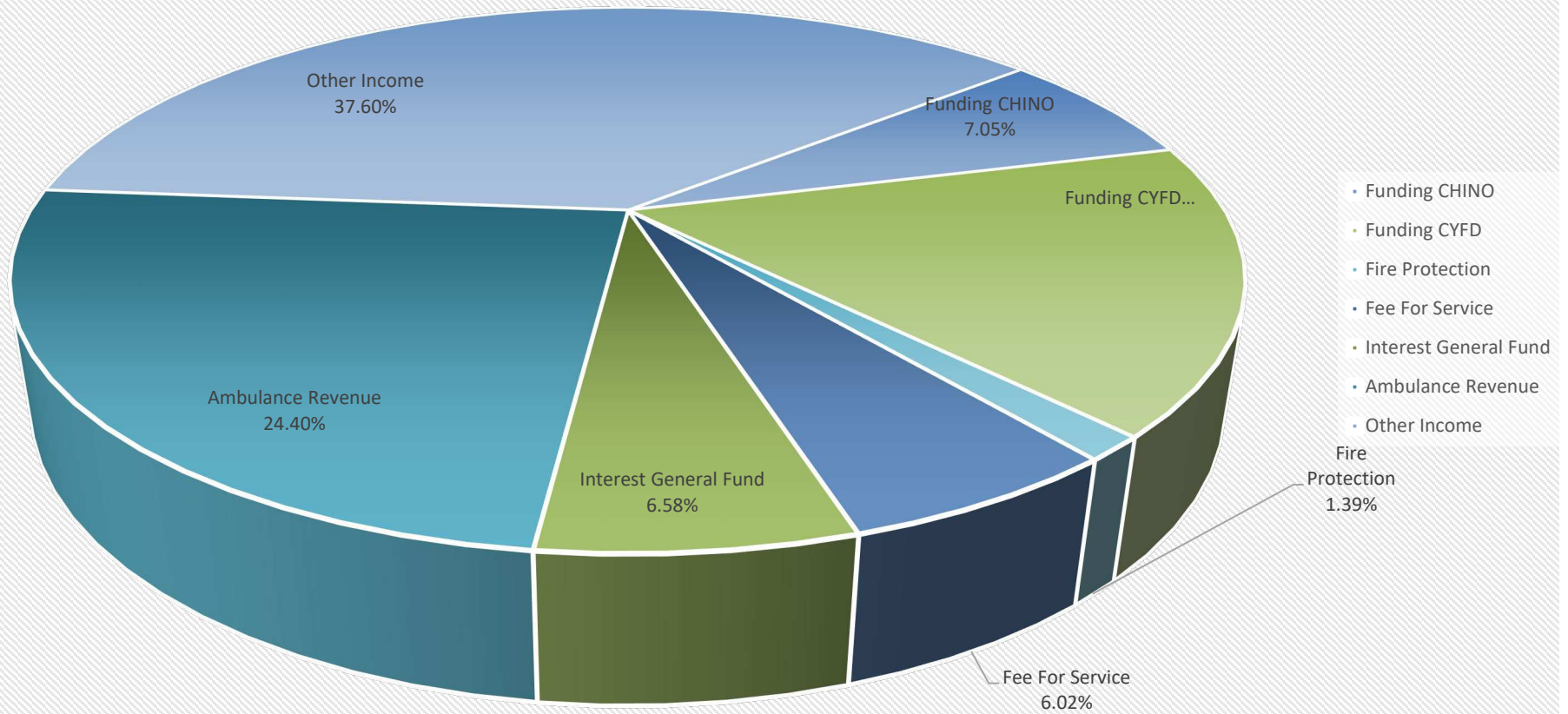
2025 - 2026 Cash Flow by Month : AUGUST 2025

	Actual		PROJECTED									
	July	Aug.	Sept.	Oct.	Nov.	Dec.	Jan.	Feb.	March	April	May	June
Revenues:												
Property Taxes from CYFD/CVFD	585,740	150,968	3,318,960	3,318,960	3,318,960	3,318,960	3,318,960	3,318,960	3,318,960	3,318,960	3,318,960	3,318,960
Fire Protection	197,783	8,722	25,000	25,000	25,000	25,000	25,000	25,000	25,000	25,000	25,000	25,000
Fee for Services	27,793	37,862	61,244	61,244	61,244	61,244	61,244	61,244	61,244	61,244	61,244	61,244
Interest Income	34,417	41,391	54,167	54,167	54,167	54,167	54,167	54,167	54,167	54,167	54,167	54,167
Grants	-	452	198,166	198,166	198,166	198,166	198,166	198,166	198,166	198,166	198,166	198,166
Ambulance	180,903	153,439	174,708	174,708	174,708	174,708	174,708	174,708	174,708	174,708	174,708	174,708
Capital Reserve Fund	-	-	43,417	43,417	43,417	43,417	43,417	43,417	43,417	43,417	43,417	43,417
Misc. Non Levy	162,483	235,940	41,042	41,042	41,042	41,042	41,042	41,042	41,042	41,042	41,042	41,042
RevenueTotals:	1,189,118	628,773	3,916,703	3,916,703	3,916,703	3,916,703	3,916,703	3,916,703	3,916,703	3,916,703	3,916,703	3,916,703
Expenditures:												
Personnel Costs	1,222,764	2,543,588	3,006,823	3,006,823	3,006,823	3,006,823	3,006,823	3,006,823	3,006,823	3,006,823	3,006,823	3,006,823
Supplies	284,536	327,172	305,546	305,546	305,546	305,546	305,546	305,546	305,546	305,546	305,546	305,546
Utilities	22,714	39,116	22,467	22,467	22,467	22,467	22,467	22,467	22,467	22,467	22,467	22,467
Misc. Service Expenses	207,892	197,582	420,250	420,250	420,250	420,250	420,250	420,250	420,250	420,250	420,250	420,250
Capital Expenses	49,743	45,878	161,616	161,616	161,616	161,616	161,616	161,616	161,616	161,616	161,616	161,616
ExpenditureTotals:	1,787,648	3,153,337	3,916,703	3,916,703	3,916,703	3,916,703	3,916,703	3,916,703	3,916,703	3,916,703	3,916,703	3,916,703
Monthly Net Cash	(598,530)	(2,524,564)	0	0	0	0	0	0	0	0	0	0
Cumulative Net Cash	1,650,561	(874,003)										
Cash Balance (Carryover)	2,249,091	(275,473)										
Capital Reserve	8,267,132	8,303,634										

**CENTRAL ARIZONA FIRE AND MEDICAL AUTHORITY
REVENUE GRAPH DATA**

		YTD	
	Revenue	Budget	%
Funding CHINO	\$ 44,356	\$ 7,016,755	7.05
Funding CYFD	\$ 106,611	\$ 32,810,761	16.96
Fire Protection	\$ 8,722	\$ 300,000	1.39
Fee For Service	\$ 37,862	\$ 734,923	6.02
Interest General Fund	\$ 41,391	\$ 300,000	6.58
Ambulance Revenue	\$ 153,439	\$ 2,096,501	24.40
Other Income	\$ 236,392	\$ 2,870,495	37.60
TOTALS:	\$ 628,772	\$ 46,129,435	100.00

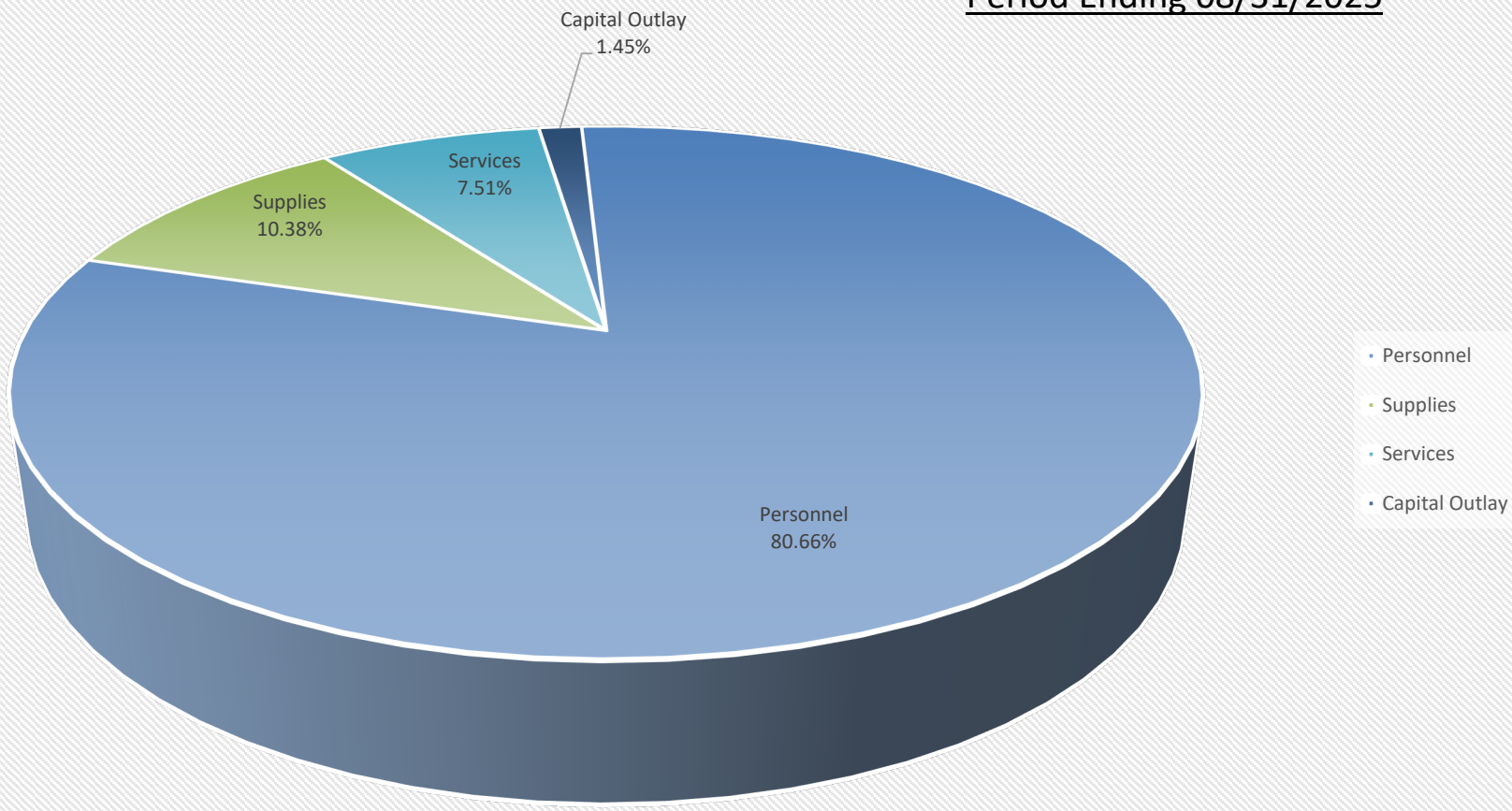
CAFMA
FY 2025 - 2026
General Fund Revenue
Period Ending 08/31/2025



**CENTRAL ARIZONA FIRE AND MEDICAL AUTHORITY
EXPENSE GRAPH DATA**

		YTD	
Expense		Budget	%
Personnel	\$ 2,543,588	\$ 35,817,460	80.66
Supplies	\$ 327,172	\$ 3,653,654	10.38
Services	\$ 236,698	\$ 5,312,604	7.51
Capital Outlay	\$ 45,878	\$ 1,939,397	1.45
TOTAL:	\$ 3,153,337	\$ 46,723,115	100.00

CAFMA
FY 2025 - 2026
General Fund Expenditures
Period Ending 08/31/2025



CENTRAL ARIZONA FIRE AND MEDICAL AUTHORITY
GENERAL FUND - AUGUST 2025

Fire Authority Funding: Chino Valley Fire District	\$	44,356.23
Fire Authority Funding: Central Yavapai Fire District	\$	106,611.35
Fire District Deposits:	\$	281,301.82
Interest Received:	\$	41,390.57
Ambulance Revenue:	\$	61,111.04
Credit Card Account Revenue Transfer To General Fund:	\$	155,000.00
National Bank Visa Quarterly Rebate:	\$	-

TOTAL	\$	689,771.01
--------------	-----------	-------------------



Yavapai County Treasurer

Monthly Statement

Date Range: 8/1/2025 to 8/31/2025

CAFMA - General Fund
Fund: 6067340500

6067340500		CAFMA-General Fund		
Begin Balance:	6,586,444.88	8,034,774.20		
Income:	689,771.01	2,202,932.70		
LOC Advance:	.00	.00		
Expense:	(4,455,267.58)	(7,416,758.59)	LOC:	.00
LOC Payments:	.00	.00	Warrants Outstanding:	.00
Cash Balance:	2,820,948.31	2,820,948.31	End:	2,820,948.31

Monthly Statement Summary

Source Code	Description		MTDAmount	YTDAmount
6067340500 CAFMA-General Fund		Beginning Balance:	6,586,444.88	8,034,774.20
37122.0	Fire District Deposit		497,412.86	1,390,417.84
38109.0	Interest on Investments St Treas		22,887.73	45,403.68
38111.0	Interest on Investments	41,390.57	785.81	1,917.55
38113.0	Interest on Investments-Wells Fargo		17,717.03	28,486.52
7376.0	Transfer in		150,967.58	736,707.11
91032.0	Warrants Redeemed		(4,455,267.58)	(7,416,758.59)
		Ending Balance:	2,820,948.31	2,820,948.31

Monthly Statement Detail

Date	Notes	Doc #	Amount	C/D
6067340500 CAFMA-General Fund			Beginning Balance: 6,586,444.88	
37122.0 Fire District Deposit			Source Code Total: 497,412.86	
08/05	CAFMA-CHASE AMBULANCE REVENUE	0	2,270.43	C
08/06	CAFMA-CHASE AMBULANCE REVENUE	0	1,920.00	C
08/11	CAFMA - Chase Ambulance Revenue	0	1,946.40	C
08/12	Correct Entry from 7/23/2025, wrong account	0	(2,620.32)	C
08/14	Chase Ambulance Rev.	0	1,796.40	C
08/14	CAFMA	0	20.00	C
08/14	CAFMA	0	452.01	C
08/14	CAFMA	0	1,749.16	C
08/14	CAFMA	0	1,749.16	C
08/14	CAFMA	0	867.13	C
08/14	CAFMA	0	176.16	C
08/14	CAFMA	0	542.56	C
08/14	CAFMA	0	10.36	C
08/14	CAFMA	0	1,227.00	C
08/14	CAFMA	0	163.75	C
08/14	CAFMA	0	3,476.10	C
08/14	CAFMA	0	139.93	C



Yavapai County Treasurer

Monthly Statement

Date Range: 8/1/2025 to 8/31/2025

08/14	CAFMA	0	✓	1,576.91	C
08/14	CAFMA	0		14.68	C
08/14	CAFMA	0		282.74	C
08/14	CAFMA	0		127.08	C
08/14	CAFMA	0		1,235.09	C
08/14	CAFMA	0		3,023.35	C
08/14	CAFMA	0		1,751.65	C
08/14	CAFMA	0		163.48	C
08/14	CAFMA	0		117.48	C
08/14	CAFMA	0		302.66	C
08/14	CAFMA	0		158.76	C
08/14	CAFMA	0		276.98	C
08/14	CAFMA	0		705.64	C
08/14	CAFMA	0		331.28	C
08/14	CAFMA	0		3,608.40	C
08/14	CAFMA	0		4,923.70	C
08/14	CAFMA	0		478.79	C
08/14	CAFMA	0		1,864.43	C
08/14	CAFMA	0		601.95	C
08/14	CAFMA	0		75.06	C
08/14	CAFMA	0		867.13	C
08/14	CAFMA	0	✓	14.68	C
08/14	CAFMA	0		7.33	C
08/14	CAFMA	0		867.13	C
08/14	CAFMA	0		1,802.03	C
08/14	CAFMA	0		1,200.00	C
08/14	CAFMA	0		14.68	C
08/14	CAFMA	0		30,390.20	C
08/14	CAFMA	0		123,511.47	C
08/14	CAFMA	0		5,068.99	C
08/14	CAFMA	0		677.42	C
08/14	CAFMA	0		2,233.93	C
08/14	CAFMA	0		1,944.00	C
08/14	CAFMA	0		1,936.33	C
08/14	CAFMA	0		90.98	C
08/14	CAFMA	0		3,713.60	C
08/14	CAFMA	0	✓	2,504.82	C
08/14	CAFMA	0		168.73	C
08/14	CAFMA	0		381.36	C
08/14	CAFMA	0		461.60	C
08/14	CAFMA	0		676.24	C
08/14	CAFMA	0		672.04	C
08/14	CAFMA	0		167.53	C

17,008.29

(A)

15,795.42

(A)



Yavapai County Treasurer

Monthly Statement

Date Range: 8/1/2025 to 8/31/2025

08/14	CAFMA	0	✓	166.84	C	(A)
08/18	CAFMA-ASRS	0		✓ 242.82	C	
08/20	CAFMA-CHASE CREDIT CARD TRANSFER	0		165,000 35,000.00	C	
08/20	CAFMA CHASE AMBULANCE REVENUE TRANSFER	0		120,000.00	C	
08/21	CAFMA	0		100.00	C	
08/21	CAFMA	0		375.00	C	
08/21	CAFMA	0		100.00	C	
08/21	CAFMA	0		415.87	C	
08/21	CAFMA	0		1,823.92	C	
08/21	CAFMA	0		✓ 1,823.92	C	
08/21	CAFMA	0		8,000.00	C	
08/21	CAFMA	0		474.00	C	
08/21	CAFMA	0		1,178.00	C	
08/21	CAFMA	0		7.33	C	
08/21	CAFMA	0		218.28	C	
08/21	CAFMA	0		6,036.22	C	
08/21	CAFMA	0		1,528.14	C	
08/21	CAFMA	0		700.00	C	
08/21	CAFMA	0		1,500.00	C	
08/21	CAFMA	0		✓ 7,250.00	C	
08/21	CAFMA	0		7,000.00	C	
08/21	CAFMA	0		6,551.00	C	
08/26	CAFMA-CHASE AMBULANCE REVENUE	0		1,960.38	C	(A)
08/27	CAFMA Check Reversal TR#63593	0		(9,017.15)	C	JE
08/28	CAFMA; CHECK DEPOSITS	0		3,943.08	C	(A)
08/28	CAFMA; CHECK DEPOSITS	0		✓ 58,792.40	C	
08/28	CAFMA; CHECK DEPOSITS	0		24,364.25	C	(A)
38109.0 Interest on Investments St Treas				Source Code Total: 22,887.73		
08/07	Investment Interest	0		17,919.40	C	
08/07	Investment Interest	0		4,968.33	C	
38111.0 Interest on Investments				Source Code Total: 785.81		
08/04	Investment Interest	0		170.58	C	
08/04	Investment Interest	0		615.23	C	
38113.0 Interest on Investments-Wells Fargo				Source Code Total: 17,717.03		
08/07	Investment Interest	0		13,871.12	C	
08/07	Investment Interest	0		3,845.91	C	
7376.0 Transfer in				Source Code Total: 150,967.58		
08/12	FUND TRANSFER PER TJ EMAIL 8-12-2025	0		44,356.23	C	
08/18	TRANSFER PER KR EMAIL 8-18-2025	0		106,611.35	C	
91032.0 Warrants Redeemed				Source Code Total: (4,455,267.58)		
08/01	Paid Warrants	0		(1,331.93)	D	
08/04	Paid Warrants	0		(215.50)	D	
08/05	Paid Warrants	0		(1,037,437.82)	D	



Yavapai County Treasurer

Monthly Statement

Date Range: 8/1/2025 to 8/31/2025

08/07	Paid Warrants	0	(4,081.77)	D
08/08	Paid Warrants	0	(27,703.62)	D
08/11	Paid Warrants	0	(46,055.68)	D
08/12	Paid Warrants	0	(136,179.95)	D
08/13	Paid Warrants	0	(307.91)	D
08/14	Paid Warrants	0	(18,509.59)	D
08/15	Paid Warrants	0	(273,144.63)	D
08/18	Paid Warrants	0	(6,476.10)	D
08/19	Paid Warrants	0	(1,105,299.97)	D
08/20	Paid Warrants	0	(107,996.31)	D
08/21	Paid Warrants	0	(7,772.64)	D
08/22	Paid Warrants	0	(327,581.94)	D
08/25	Paid Warrants	0	(26,443.96)	D
08/26	Paid Warrants	0	(12,538.83)	D
08/27	Paid Warrants	0	(81,786.69)	D
08/28	Paid Warrants	0	(22,016.12)	D
08/29	Paid Warrants	0	(1,212,386.62)	D

6067340500 CAFMA-General Fund

Ending Balance: 2,820,948.31

Warrant Detail

Payee Name	Warrant	Amount	Issue Dt	Status Dt	Voucher
6067340500 CAFMA-General Fund		Account Total: 4,455,267.58			
Fund: 5673		Fund Total: 4,455,267.58			
Status: PAID		Status Total: 4,455,267.58			
/	0706730819	2,723.39	06/23/25	08/29/25	
/	0706730831	80,970.00	06/26/25	08/27/25	
/	0706730896	34.93	07/21/25	08/01/25	
/	0706730908	5,557.50	07/21/25	08/05/25	
/	0706730921	1,053.00	07/21/25	08/05/25	
/	0706730923	150.00	07/21/25	08/04/25	
/	0706730928	49.13	07/21/25	08/04/25	
/	0706730935	16.37	07/21/25	08/04/25	
/	0706730943	1,297.00	07/21/25	08/01/25	
/	0706730951	175.00	08/04/25	08/18/25	
/	0706730952	360.68	08/04/25	08/07/25	
/	0706730953	22.84	08/04/25	08/13/25	
/	0706730954	97.28	08/04/25	08/07/25	
/	0706730955	4,045.12	08/04/25	08/11/25	
/	0706730956	2,204.87	08/04/25	08/07/25	
/	0706730957	537.87	08/04/25	08/11/25	
/	0706730958	6,000.00	08/04/25	08/14/25	



Yavapai County Treasurer

Monthly Statement

Date Range: 8/1/2025 to 8/31/2025

/	0706730959	10,325.92	08/04/25	08/11/25	
/	0706730960	100.00	08/04/25	08/07/25	
/	0706730961	7,800.00	08/04/25	08/05/25	
/	0706730962	1,023,027.32	08/04/25	08/05/25	
/	0706730964	13,673.69	08/04/25	08/08/25	
/	0706730965	440.00	08/04/25	08/07/25	
/	0706730966	952.40	08/04/25	08/08/25	
/	0706730967	4,600.00	08/04/25	08/08/25	
/	0706730968	470.44	08/04/25	08/11/25	
/	0706730969	218.07	08/04/25	08/11/25	
/	0706730970	285.07	08/04/25	08/13/25	
/	0706730971	497.74	08/04/25	08/15/25	
/	0706730972	82.76	08/04/25	08/07/25	
/	0706730973	497.97	08/04/25	08/18/25	
/	0706730974	231.95	08/04/25	08/07/25	
/	0706730975	4,326.25	08/04/25	08/11/25	
/	0706730976	217.25	08/04/25	08/11/25	
/	0706730977	378.08	08/04/25	08/08/25	
/	0706730978	60.00	08/04/25	08/11/25	
/	0706730979	4,987.71	08/04/25	08/11/25	
/	0706730980	7,500.00	08/04/25	08/08/25	
/	0706730981	564.23	08/04/25	08/07/25	
/	0706730982	16.37	08/04/25	08/12/25	
/	0706730983	145.65	08/04/25	08/11/25	
/	0706730984	500.00	08/04/25	08/12/25	
/	0706730986	40.34	08/04/25	08/11/25	
/	0706730987	51.35	08/04/25	08/08/25	
/	0706730988	308.78	08/04/25	08/11/25	
/	0706730989	20,372.28	08/04/25	08/11/25	
/	0706730990	2,072.09	08/04/25	08/12/25	
/	0706730991	26.94	08/04/25	08/08/25	
/	0706730992	521.16	08/04/25	08/08/25	
/	0706730993	660.31	08/11/25	08/18/25	
/	0706730994	2,288.11	08/11/25	08/15/25	
/	0706730995	3,836.20	08/11/25	08/19/25	
/	0706730996	152.31	08/11/25	08/15/25	
/	0706730997	3,245.37	08/11/25	08/14/25	
/	0706730998	1,004.77	08/11/25	08/19/25	
/	0706730999	411.22	08/11/25	08/14/25	
/	0776731000	4,855.00	08/11/25	08/14/25	



Yavapai County Treasurer

Monthly Statement

Date Range: 8/1/2025 to 8/31/2025

/	0776731001	133,591.49	08/11/25	08/12/25	
/	0776731029	107,394.94	08/11/25	08/20/25	
/	0776731030	26,870.26	08/11/25	08/19/25	
/	0776731031	4,585.56	08/11/25	08/18/25	
/	0776731032	18,752.76	08/11/25	08/15/25	
/	0776731033	1,880.99	08/11/25	08/15/25	
/	0776731034	90.89	08/11/25	08/19/25	
/	0776731035	11,238.86	08/11/25	08/19/25	
/	0776731036	246,931.06	08/11/25	08/15/25	
/	0776731037	300.00	08/11/25	08/22/25	
/	0776731038	238.53	08/11/25	08/18/25	
/	0776731039	601.37	08/11/25	08/20/25	
/	0776731040	2,641.66	08/11/25	08/15/25	
/	0776731041	17.20	08/11/25	08/14/25	
/	0776731042	318.73	08/11/25	08/18/25	
/	0776731043	70.69	08/11/25	08/19/25	
/	0776731044	3,980.80	08/11/25	08/14/25	
/	0776731046	271.03	08/18/25	08/25/25	
/	0776731047	364.50	08/18/25	08/22/25	
/	0776731048	19,021.85	08/18/25	08/25/25	
/	0776731050	15,001.00	08/18/25	08/22/25	
/	0776731051	558.80	08/18/25	08/27/25	
/	0776731052	1,891.92	08/18/25	08/25/25	
/	0776731053	2,703.00	08/18/25	08/21/25	
/	0776731054	35.44	08/18/25	08/19/25	
/	0776731055	1,114.59	08/18/25	08/19/25	
/	0776731056	1,060,648.27	08/18/25	08/19/25	
/	0776731058	390.00	08/18/25	08/19/25	
/	0776731059	4,578.61	08/18/25	08/22/25	
/	0776731060	6,023.88	08/18/25	08/22/25	
/	0776731061	5,330.63	08/18/25	08/22/25	
/	0776731062	630.97	08/18/25	08/22/25	
/	0776731063	5,563.18	08/18/25	08/26/25	
/	0776731064	1,025.00	08/18/25	08/22/25	
/	0776731065	1,071.19	08/18/25	08/22/25	
/	0776731066	2,164.05	08/18/25	08/21/25	
/	0776731067	103.42	08/18/25	08/26/25	
/	0776731068	90.00	08/18/25	08/22/25	
/	0776731069	544.57	08/18/25	08/22/25	
/	0776731070	1,053.92	08/18/25	08/29/25	



Yavapai County Treasurer

Monthly Statement

Date Range: 8/1/2025 to 8/31/2025

/	0776731071	2,416.99	08/18/25	08/21/25	
/	0776731072	241,746.63	08/18/25	08/22/25	
/	0776731073	1,357.18	08/18/25	08/28/25	
/	0776731074	274.81	08/18/25	08/26/25	
/	0776731075	2,447.39	08/18/25	08/22/25	
/	0776731076	47,954.36	08/18/25	08/22/25	
/	0776731077	425.00	08/18/25	08/22/25	
/	0776731080	350.00	08/18/25	08/21/25	
/	0776731081	108.14	08/18/25	08/27/25	
/	0776731082	138.60	08/18/25	08/21/25	
/	0776731083	48.21	08/18/25	08/22/25	
/	0776731085	260.00	08/18/25	08/26/25	
/	0776731086	11,992.22	08/18/25	08/28/25	
/	0776731087	149.75	08/18/25	08/27/25	
/	0776731088	105.46	08/18/25	08/25/25	
/	0776731089	4,005.77	08/18/25	08/25/25	
/	0776731090	63.70	08/18/25	08/25/25	
/	0776731091	91.12	08/18/25	08/26/25	
/	0776731092	682.08	08/18/25	08/26/25	
/	0776731093	1,084.23	08/18/25	08/25/25	
/	0776731094	5,564.22	08/18/25	08/26/25	
/	0776731095	8,666.72	08/18/25	08/28/25	
/	0776731127	1,208,609.31	08/28/25	08/29/25	
		Count	Amount		
Total PAID:		120	4,455,267.58		

CENTRAL ARIZONA FIRE AND MEDICAL AUTHORITY
CAPITAL RESERVE FUND - AUGUST, 2025

Interest Received:	\$	36,502.56
Transfer In:	\$	-
Miscellaneous Adjustments:	\$	-

TOTAL	\$	36,502.56
-------	----	-----------



Yavapai County Treasurer

Monthly Statement

Date Range: 8/1/2025 to 8/31/2025

CAFMA-Capital Reserve Fund (CAFMA)				
6067340200	CAFMA-Capital Reserve Fund			
Begin Balance:	8,267,131.63	8,239,103.77		
Income:	36,502.56	64,530.42		
LOC Advance:	.00	.00		
Expense:	.00	.00	LOC:	.00
LOC Payments:	.00	.00	Warrants Outstanding:	.00
Cash Balance:	8,303,634.19	8,303,634.19	End:	8,303,634.19

Monthly Statement Summary

Source Code	Description	MTDAmount	YTDAmount
6067340200	CAFMA-Capital Reserve Fund	Beginning Balance:	8,267,131.63
38109.0	Interest on Investments St Treas	20,184.81	38,520.83
38111.0	Interest on Investments	693.01	1,614.64
38113.0	Interest on Investments-Wells Fargo	15,624.74	24,394.95
	Ending Balance:	8,303,634.19	8,303,634.19

Monthly Statement Detail

Date	Notes	Doc #	Amount	C/D
6067340200 CAFMA-Capital Reserve Fund			Beginning Balance: 8,267,131.63	
38109.0 Interest on Investments St Treas			Source Code Total: 20,184.81	
08/07	Investment Interest	0	20,184.81	C
38111.0 Interest on Investments			Source Code Total: 693.01	
08/04	Investment Interest	0	693.01	C
38113.0 Interest on Investments-Wells Fargo			Source Code Total: 15,624.74	
08/07	Investment Interest	0	15,624.74	C
6067340200 CAFMA-Capital Reserve Fund			Ending Balance: 8,303,634.19	

CENTRAL ARIZONA FIRE AND MEDICAL AUTHORITY
PSPRS CONTINGENCY RESERVE FUND - AUGUST, 2025

Interest Received:	0.00
Other:	0.00

TOTAL	\$0.00
-------	--------



Yavapai County Treasurer

Monthly Statement

Date Range: 8/1/2025 to 8/31/2025

CAFMA 6067340700 PSPRS			
6067340700	CAFMA PSPRS Contingency Reserve Fund		
Begin Balance:	2,033,155.87	2,033,155.87	
Income:	.00	.00	
LOC Advance:	.00	.00	
Expense:	.00	.00	LOC: .00
LOC Payments:	.00	.00	Warrants Outstanding: .00
Cash Balance:	2,033,155.87	2,033,155.87	End: 2,033,155.87

Monthly Statement Detail

Date	Notes	Doc #	Amount	C/D
------	-------	-------	--------	-----

CAFMA-Central Arizona Fire and Medical
Bank Reconciliation Summary
For the Bank Statement ending: 8/31/2025

BANK CONTROL ID: CAFMA - GENERAL FUND		DESC: GENERAL FUND	ACCOUNT NO: 1100
Beginning Balance:	08/01/25		\$6,586,444.88
Deposits and Credits:			\$701,408.48
Checks and Charges:			(\$4,466,905.05)
Adjustments:			\$0.00
Ending Balance Per Reconciliation:			<u>\$2,820,948.31</u>
Ending Balance Per Bank Statement:	08/31/25		\$2,820,948.31
* Outstanding Deposits and Credits:	08/31/25		\$200.93
* Outstanding Checks and Charges:	08/31/25		(\$169,629.02)
Ending Book Balance:			<u>\$2,651,520.22</u>

* Outstanding amounts are all outstanding credits and charges dated prior or equal to the Reconciliation date.

CAFMA-Central Arizona Fire and Medical

BR Checks and Charges Cleared
For the Bank Statement ending: 8/31/25

CAFMA		General Fund			1100
Date	Document	Description	Module	Company	Amount
06/23/25	756730819	Schuster, Alan	AP	CAFMA	\$2,723.39
06/26/25	756730831	Vincere Physicians Group	AP	CAFMA	\$80,970.00
07/21/25	756730896	Arizona General / Ace Hardware	AP	CAFMA	\$34.93
07/21/25	756730908	Law Off. of Nicolas Cornelius	AP	CAFMA	\$5,557.50
07/21/25	756730921	GRANITE TELECOMMUNICATIONS LLC	AP	CAFMA	\$1,053.00
07/21/25	756730923	JORY INGRAO	AP	CAFMA	\$150.00
07/21/25	756730928	Melcher Printing, Inc	AP	CAFMA	\$49.13
07/21/25	756730935	Purple Sage Embroidery & Award	AP	CAFMA	\$16.37
07/21/25	756730943	Tri Air Testing	AP	CAFMA	\$1,297.00
07/31/25	Cash With Yav Cty	To Record DocuSign Renewal Wir	GL	CAFMA	\$2,620.32
08/04/25	756730951	A1 Water Bulk Delivery Svc LLC	AP	CAFMA	\$175.00
08/04/25	756730952	Able Saw, LLC	AP	CAFMA	\$360.68
08/04/25	756730953	Arizona General / Ace Hardware	AP	CAFMA	\$22.84
08/04/25	756730954	American Express, Inc.	AP	CAFMA	\$97.28
08/04/25	756730955	Amsoil Inc	AP	CAFMA	\$4,045.12
08/04/25	756730956	Bennett Oil	AP	CAFMA	\$2,204.87
08/04/25	756730957	Best Pick Disposal, Inc	AP	CAFMA	\$537.87
08/04/25	756730958	Bob Murray and Associates	AP	CAFMA	\$6,000.00
08/04/25	756730959	Bound Tree Medical LLC	AP	CAFMA	\$10,325.92
08/04/25	756730960	B & W Fire Security Systems	AP	CAFMA	\$100.00
08/04/25	756730961	Chase Bank	AP	CAFMA	\$7,800.00
08/04/25	756730962	Chase Bank	AP	CAFMA	\$1,023,027.32
08/04/25	756730964	L.N. Curtis & Sons	AP	CAFMA	\$13,673.69
08/04/25	756730965	DESERT REVIVAL SERVICES LLC	AP	CAFMA	\$440.00
08/04/25	756730966	ELWOOD STAFFING	AP	CAFMA	\$952.40
08/04/25	756730967	ERP ADVISORS GROUP	AP	CAFMA	\$4,600.00
08/04/25	756730968	FACTORY MOTOR PARTS	AP	CAFMA	\$470.44
08/04/25	756730969	FEDEX	AP	CAFMA	\$218.07
08/04/25	756730970	Globalstar	AP	CAFMA	\$285.07
08/04/25	756730971	GRANITE TELECOMMUNICATIONS LLC	AP	CAFMA	\$497.74
08/04/25	756730972	Interstate Batteries	AP	CAFMA	\$82.76
08/04/25	756730973	United States Treasury	AP	CAFMA	\$497.97
08/04/25	756730974	Manzanita Landscaping, Inc	AP	CAFMA	\$231.95
08/04/25	756730975	Matheson Tri-Gas, Inc	AP	CAFMA	\$4,326.25
08/04/25	756730976	NAPA Auto Parts	AP	CAFMA	\$217.25
08/04/25	756730977	O'Reilly Auto Parts	AP	CAFMA	\$378.08
08/04/25	756730978	PAPETTI SAMUELS WEISS MCKIRGAN	AP	CAFMA	\$60.00
08/04/25	756730979	Pediatric Emergency Standards	AP	CAFMA	\$4,987.71
08/04/25	756730980	Pinon Painting LLC	AP	CAFMA	\$7,500.00
08/04/25	756730981	Prescott Steel & Welding	AP	CAFMA	\$564.23
08/04/25	756730982	Purple Sage Embroidery & Award	AP	CAFMA	\$16.37
08/04/25	756730983	Prescott Valley Ace Hardware	AP	CAFMA	\$145.65
08/04/25	756730984	QUADIENT FINANCE USA	AP	CAFMA	\$500.00
08/04/25	756730986	Sherwin Williams Company	AP	CAFMA	\$40.34
08/04/25	756730987	Staples Contract & Commmerc.Inc	AP	CAFMA	\$51.35
08/04/25	756730988	Unisource Energy Services	AP	CAFMA	\$308.78
08/04/25	756730989	Wex Bank	AP	CAFMA	\$20,372.28
08/04/25	756730990	xByte Technologies, Inc	AP	CAFMA	\$2,072.09
08/04/25	756730991	Yavapai Fleet Yavapai Machine	AP	CAFMA	\$26.94
08/04/25	756730992	YORK CHRYSLER DODGE JEEP RAM	AP	CAFMA	\$521.16
08/11/25	756730993	A2Z Home Center, LLC	AP	CAFMA	\$660.31
08/11/25	756730994	Amsoil Inc	AP	CAFMA	\$2,288.11
08/11/25	756730995	Anixter Inc	AP	CAFMA	\$3,836.20
08/11/25	756730996	Arizona Emergency Products	AP	CAFMA	\$152.31
08/11/25	756730997	Bennett Oil	AP	CAFMA	\$3,245.37
08/11/25	756730998	Bound Tree Medical LLC	AP	CAFMA	\$1,004.77
08/11/25	756730999	Casa Chevrolet of Prescott LLC	AP	CAFMA	\$411.22
08/11/25	756731000	Chartier Drywall LLC	AP	CAFMA	\$4,855.00
08/11/25	756731001	Chase Bank	AP	CAFMA	\$133,591.49
08/11/25	756731029	City of Prescott	AP	CAFMA	\$107,394.94
08/11/25	756731030	CivicPlus LLC	AP	CAFMA	\$26,870.26
08/11/25	756731031	Cummins Sales And Service	AP	CAFMA	\$4,585.56

CAFMA-Central Arizona Fire and Medical

BR Checks and Charges Cleared

For the Bank Statement ending: 8/31/25

CAFMA		General Fund			1100
Date	Document	Description	Module	Company	Amount
08/11/25	756731032	L.N. Curtis & Sons	AP	CAFMA	\$18,752.76
08/11/25	756731033	ELWOOD STAFFING	AP	CAFMA	\$1,880.99
08/11/25	756731034	FACTORY MOTOR PARTS	AP	CAFMA	\$90.89
08/11/25	756731035	INSIGHT PUBLIC SECTOR, INC	AP	CAFMA	\$11,238.86
08/11/25	756731036	KAIROS Health Arizona, Inc	AP	CAFMA	\$246,931.06
08/11/25	756731037	THADDEUS MCGUIRE	AP	CAFMA	\$300.00
08/11/25	756731038	NAPA Auto Parts	AP	CAFMA	\$238.53
08/11/25	756731039	O'Reilly Auto Parts	AP	CAFMA	\$601.37
08/11/25	756731040	Pacific Office Automation	AP	CAFMA	\$2,641.66
08/11/25	756731041	Prescott Steel & Welding	AP	CAFMA	\$17.20
08/11/25	756731042	Prescott Valley Ace Hardware	AP	CAFMA	\$318.73
08/11/25	756731043	Unisource Energy Services	AP	CAFMA	\$70.69
08/11/25	756731044	Yavapai Regional Medical Ctr	AP	CAFMA	\$3,980.80
08/18/25	756731046	Able Saw, LLC	AP	CAFMA	\$271.03
08/18/25	756731047	A&B Sign Company	AP	CAFMA	\$364.50
08/18/25	756731048	APS	AP	CAFMA	\$19,021.85
08/18/25	756731050	Barrett Propane, Inc	AP	CAFMA	\$15,001.00
08/18/25	756731051	Morgan, Bobby	AP	CAFMA	\$558.80
08/18/25	756731052	Bound Tree Medical LLC	AP	CAFMA	\$1,891.92
08/18/25	756731053	B & W Fire Security Systems	AP	CAFMA	\$2,703.00
08/18/25	756731054	CAFMA Petty Cash	AP	CAFMA	\$35.44
08/18/25	756731055	Chase Bank	AP	CAFMA	\$1,114.59
08/18/25	756731056	Chase Bank	AP	CAFMA	\$1,060,648.27
08/18/25	756731058	Chase Card Services	AP	CAFMA	\$390.00
08/18/25	756731059	CSTOR	AP	CAFMA	\$4,578.61
08/18/25	756731060	L.N. Curtis & Sons	AP	CAFMA	\$6,023.88
08/18/25	756731061	THE REINALT-THOMAS CORP	AP	CAFMA	\$5,330.63
08/18/25	756731062	ELWOOD STAFFING	AP	CAFMA	\$630.97
08/18/25	756731063	EMS Management & Consultants	AP	CAFMA	\$5,563.18
08/18/25	756731064	ERP ADVISORS GROUP	AP	CAFMA	\$1,025.00
08/18/25	756731065	Ferguson Enterprises LLC #3584	AP	CAFMA	\$1,071.19
08/18/25	756731066	Freightliner of AZ, LLC	AP	CAFMA	\$2,164.05
08/18/25	756731067	Government Employee Health Asc	AP	CAFMA	\$103.42
08/18/25	756731068	Goering, Roberts, Rubin	AP	CAFMA	\$90.00
08/18/25	756731069	W.W. Grainger, Inc	AP	CAFMA	\$544.57
08/18/25	756731070	GRANITE TELECOMMUNICATIONS LLC	AP	CAFMA	\$1,053.92
08/18/25	756731071	Interstate Batteries	AP	CAFMA	\$2,416.99
08/18/25	756731072	KAIROS Health Arizona, Inc	AP	CAFMA	\$241,746.63
08/18/25	756731073	Manzanita Landscaping, Inc	AP	CAFMA	\$1,357.18
08/18/25	756731074	NAPA Auto Parts	AP	CAFMA	\$274.81
08/18/25	756731075	Nationwide Retirement Solution	AP	CAFMA	\$2,447.39
08/18/25	756731076	Nationwide Retirement Solution	AP	CAFMA	\$47,954.36
08/18/25	756731077	Northern AZ Premier Termite	AP	CAFMA	\$425.00
08/18/25	756731080	Brett Poliakon	AP	CAFMA	\$350.00
08/18/25	756731081	O'Reilly Auto Parts	AP	CAFMA	\$108.14
08/18/25	756731082	Pickett, Gayle	AP	CAFMA	\$138.60
08/18/25	756731083	Prescott Steel & Welding	AP	CAFMA	\$48.21
08/18/25	756731085	Prescott Vly Chamber of Comm	AP	CAFMA	\$260.00
08/18/25	756731086	SHI INTERNATIONAL CORP.	AP	CAFMA	\$11,992.22
08/18/25	756731087	State 48 Recycling Inc	AP	CAFMA	\$149.75
08/18/25	756731088	Staples Contract & Commerc.Inc	AP	CAFMA	\$105.46
08/18/25	756731089	Tyler Technologies Inc	AP	CAFMA	\$4,005.77
08/18/25	756731090	Unisource Energy Services	AP	CAFMA	\$63.70
08/18/25	756731091	United Healthcare	AP	CAFMA	\$91.12
08/18/25	756731092	United Healthcare	AP	CAFMA	\$682.08
08/18/25	756731093	United Healthcare	AP	CAFMA	\$1,084.23
08/18/25	756731094	Verizon Wireless	AP	CAFMA	\$5,564.22
08/18/25	756731095	Wonderlic, Inc.	AP	CAFMA	\$8,666.72
08/28/25	756731102	Chase Bank	AP	CAFMA	\$1,208,609.31
08/28/25	756731102	Chase Bank	AP	CAFMA	(\$1,208,609.31)
08/28/25	756731127	Chase Bank	AP	CAFMA	\$1,208,609.31
08/31/25	Cash With Yav Cty	Check Reversal Due to Ck Error	GL	CAFMA	\$9,017.15

CAFMA-Central Arizona Fire and Medical
BR Checks and Charges Cleared
For the Bank Statement ending: 8/31/25

CAFMA		General Fund			General Fund			1100	
Date	Document	Description	Module	Company	Amount				
TOTAL CHECKS AND CHARGES CLEARED:					\$4,466,905.05				

CAFMA-Central Arizona Fire and Medical

BR Checks and Charges Outstanding

For the Bank Statement ending: 8/31/25

CAFMA		General Fund			1100
Date	Document	Description	Module	Company	Amount
06/23/25	756730830	Aviat US, Inc	AP	CAFMA	\$74,758.00
08/04/25	756730985	Questionmark Corporation	AP	CAFMA	\$5,870.00
08/18/25	756731045	A1 Water Bulk Delivery Svc LLC	AP	CAFMA	\$180.00
08/18/25	756731078	Shirley Mae Anderson	AP	CAFMA	\$315.00
08/18/25	756731079	Marjorie Simon Cook	AP	CAFMA	\$255.00
08/18/25	756731084	Prescott Valley Ace Hardware	AP	CAFMA	\$192.83
08/28/25	756731096	A2Z Home Center, LLC	AP	CAFMA	\$1,056.69
08/28/25	756731097	Arizona General / Ace Hardware	AP	CAFMA	\$15.64
08/28/25	756731098	Bennett Oil	AP	CAFMA	\$146.36
08/28/25	756731099	Bob Murray and Associates	AP	CAFMA	\$8,282.21
08/28/25	756731100	Bound Tree Medical LLC	AP	CAFMA	\$620.60
08/28/25	756731101	Bud Griffin Associates-Arizona	AP	CAFMA	\$2,238.43
08/28/25	756731104	L.N. Curtis & Sons	AP	CAFMA	\$9,513.95
08/28/25	756731105	El Rey Pumping Service	AP	CAFMA	\$440.00
08/28/25	756731106	ELWOOD STAFFING	AP	CAFMA	\$952.40
08/28/25	756731107	ERP ADVISORS GROUP	AP	CAFMA	\$3,280.00
08/28/25	756731108	Ferguson Enterprises LLC #3584	AP	CAFMA	\$498.51
08/28/25	756731109	Foremost Promotions	AP	CAFMA	\$5,197.64
08/28/25	756731110	Michael M. Golightly & Assoc	AP	CAFMA	\$3,088.31
08/28/25	756731111	W.W. Grainger, Inc	AP	CAFMA	\$308.70
08/28/25	756731112	Healthcare Medical Waste Svcs	AP	CAFMA	\$780.63
08/28/25	756731113	Matheson Tri-Gas, Inc	AP	CAFMA	\$4,371.46
08/28/25	756731114	Melcher Printing, Inc	AP	CAFMA	\$49.13
08/28/25	756731115	Motorola Solutions Inc	AP	CAFMA	\$148.65
08/28/25	756731116	NAPA Auto Parts	AP	CAFMA	\$522.91
08/28/25	756731117	O'Reilly Auto Parts	AP	CAFMA	\$617.20
08/28/25	756731118	Prescott Valley Ace Hardware	AP	CAFMA	\$800.44
08/28/25	756731119	RWC Group	AP	CAFMA	\$2,105.57
08/28/25	756731120	Staples Contract & Commerc.Inc	AP	CAFMA	\$10.66
08/28/25	756731121	D.G.Shoemaker & Associates Inc	AP	CAFMA	\$2,448.91
08/28/25	756731122	Tessco, Inc	AP	CAFMA	\$8,146.92
08/28/25	756731123	Tyler Technologies Inc	AP	CAFMA	\$9,703.66
08/28/25	756731124	Unisource Energy Services	AP	CAFMA	\$343.33
08/28/25	756731125	United Disposal, Inc	AP	CAFMA	\$288.00
08/28/25	756731126	Wex Bank	AP	CAFMA	\$22,081.28
TOTAL CHECKS AND CHARGES OUTSTANDING:					\$169,629.02

CAFMA-Central Arizona Fire and Medical

BR Deposits and Credits Cleared

For the Bank Statement ending: 8/31/25

CAFMA	General Fund	General Fund	1100
Date	Document	Description	Module Company Amount
08/20/25	4973	Deposit	AR CAFMA \$8,194.58
08/20/25	4974	Deposit	AR CAFMA \$7,793.21
08/20/25	4977	Deposit	AR CAFMA \$3,970.33
08/20/25	4979	Deposit	AR CAFMA \$158,970.66
08/22/25	4976	Deposit	AR CAFMA \$24,364.25
08/25/25	4978	Deposit	AR CAFMA \$242.82
08/26/25	4981	Deposit	AR CAFMA \$14,250.00
08/26/25	4982	Deposit	AR CAFMA \$9,383.84
08/26/25	4983	Deposit	AR CAFMA \$8,051.00
08/26/25	4984	Deposit	AR CAFMA \$13,396.84
08/28/25	4987	Deposit	AR CAFMA \$14,146.58
08/28/25	4988	Deposit	AR CAFMA \$44,645.82
08/31/25	4970	Deposit	AR CAFMA \$32,803.71
08/31/25	4971	Deposit	AR CAFMA \$2,270.43
08/31/25	4975	Deposit	AR CAFMA \$3,943.08
08/31/25	4991	Deposit	AR CAFMA \$7,623.18
08/31/25	Cash With Yav Cty	Fire Authority Funding	GL CAFMA \$150,967.58
08/31/25	Cash With Yav Cty	August 2025 Trf CC & Ambo Rev	GL CAFMA \$155,000.00
08/31/25	Cash With Yav Cty	August 2025 Interest Revenue	GL CAFMA \$41,390.57
TOTAL DEPOSITS AND CREDITS CLEARED:			<u>\$701,408.48</u>

CAFMA-Central Arizona Fire and Medical
BR Deposits and Credits Outstanding
For the Bank Statement ending: 8/31/25

CAFMA		General Fund			1100
Date	Document	Description	Module	Company	Amount
08/31/25	4999	Deposit	AR	CAFMA	\$200.93
TOTAL DEPOSITS AND CREDITS OUTSTANDING:					\$200.93

Bank Reconciliation Register

Document Number	Date	BR Status	Void?	Description	Date Cleared	Amount
MODULE: CHECKS FROM ACCOUNTS PAYABLE						
BANK CONTROL ID: CAFMA - GENERAL FUND						
756730951	08/04/25	Marked	No	A1 Water Bulk Delivery Svc LLC	09/10/25	\$175.00
756730952	08/04/25	Marked	No	Able Saw, LLC	09/10/25	\$360.68
756730953	08/04/25	Marked	No	Arizona General / Ace Hardware	09/10/25	\$22.84
756730954	08/04/25	Marked	No	American Express, Inc.	09/10/25	\$97.28
756730955	08/04/25	Marked	No	Amsoil Inc	09/10/25	\$4,045.12
756730956	08/04/25	Marked	No	Bennett Oil	09/10/25	\$2,204.87
756730957	08/04/25	Marked	No	Best Pick Disposal, Inc	09/10/25	\$537.87
756730958	08/04/25	Marked	No	Bob Murray and Associates	09/10/25	\$6,000.00
756730959	08/04/25	Marked	No	Bound Tree Medical LLC	09/10/25	\$10,325.92
756730960	08/04/25	Marked	No	B & W Fire Security Systems	09/10/25	\$100.00
756730961	08/04/25	Marked	No	Chase Bank	09/10/25	\$7,800.00
756730962	08/04/25	Marked	No	Chase Bank	09/10/25	\$1,023,027.32
756730964	08/04/25	Marked	No	L.N. Curtis & Sons	09/10/25	\$13,673.69
756730965	08/04/25	Marked	No	DESERT REVIVAL SERVICES LLC	09/10/25	\$440.00
756730966	08/04/25	Marked	No	ELWOOD STAFFING	09/10/25	\$952.40
756730967	08/04/25	Marked	No	ERP ADVISORS GROUP	09/10/25	\$4,600.00
756730968	08/04/25	Marked	No	FACTORY MOTOR PARTS	09/10/25	\$470.44
756730969	08/04/25	Marked	No	FEDEX	09/10/25	\$218.07
756730970	08/04/25	Marked	No	Globalstar	09/10/25	\$285.07
756730971	08/04/25	Marked	No	GRANITE TELECOMMUNICATIONS LLC	09/10/25	\$497.74
756730972	08/04/25	Marked	No	Interstate Batteries	09/10/25	\$82.76
756730973	08/04/25	Marked	No	United States Treasury	09/10/25	\$497.97
756730974	08/04/25	Marked	No	Manzanita Landscaping, Inc	09/10/25	\$231.95
756730975	08/04/25	Marked	No	Matheson Tri-Gas, Inc	09/10/25	\$4,326.25
756730976	08/04/25	Marked	No	NAPA Auto Parts	09/10/25	\$217.25
756730977	08/04/25	Marked	No	O'Reilly Auto Parts	09/10/25	\$378.08
756730978	08/04/25	Marked	No	PAPETTI SAMUELS WEISS MCKIRGAN	09/10/25	\$60.00
756730979	08/04/25	Marked	No	Pediatric Emergency Standards	09/10/25	\$4,987.71
756730980	08/04/25	Marked	No	Pinon Painting LLC	09/10/25	\$7,500.00
756730981	08/04/25	Marked	No	Prescott Steel & Welding	09/10/25	\$564.23
756730982	08/04/25	Marked	No	Purple Sage Embroidery & Award	09/10/25	\$16.37
756730983	08/04/25	Marked	No	Prescott Valley Ace Hardware	09/10/25	\$145.65
756730984	08/04/25	Marked	No	QUADIENT FINANCE USA	09/10/25	\$500.00
756730985	08/04/25	Retrieved	No	Questionmark Corporation		\$5,870.00
756730986	08/04/25	Marked	No	Sherwin Williams Company	09/10/25	\$40.34
756730987	08/04/25	Marked	No	Staples Contract & Commmerc.Inc	09/10/25	\$51.35
756730988	08/04/25	Marked	No	Unisource Energy Services	09/10/25	\$308.78
756730989	08/04/25	Marked	No	Wex Bank	09/10/25	\$20,372.28
756730990	08/04/25	Marked	No	xByte Technologies, Inc	09/10/25	\$2,072.09
756730991	08/04/25	Marked	No	Yavapai Fleet Yavapai Machine	09/10/25	\$26.94
756730992	08/04/25	Marked	No	YORK CHRYSLER DODGE JEEP RAM	09/10/25	\$521.16
756730993	08/11/25	Marked	No	A2Z Home Center, LLC	09/10/25	\$660.31
756730994	08/11/25	Marked	No	Amsoil Inc	09/10/25	\$2,288.11
756730995	08/11/25	Marked	No	Anixter Inc	09/10/25	\$3,836.20
756730996	08/11/25	Marked	No	Arizona Emergency Products	09/10/25	\$152.31
756730997	08/11/25	Marked	No	Bennett Oil	09/10/25	\$3,245.37
756730998	08/11/25	Marked	No	Bound Tree Medical LLC	09/10/25	\$1,004.77
756730999	08/11/25	Marked	No	Casa Chevrolet of Prescott LLC	09/10/25	\$411.22
756731000	08/11/25	Marked	No	Chartier Drywall LLC	09/10/25	\$4,855.00
756731001	08/11/25	Marked	No	Chase Bank	09/10/25	\$133,591.49
756731029	08/11/25	Marked	No	City of Prescott	09/10/25	\$107,394.94
756731030	08/11/25	Marked	No	CivicPlus LLC	09/10/25	\$26,870.26
756731031	08/11/25	Marked	No	Cummins Sales And Service	09/10/25	\$4,585.56
756731032	08/11/25	Marked	No	L.N. Curtis & Sons	09/10/25	\$18,752.76
756731033	08/11/25	Marked	No	ELWOOD STAFFING	09/10/25	\$1,880.99
756731034	08/11/25	Marked	No	FACTORY MOTOR PARTS	09/10/25	\$90.89
756731035	08/11/25	Marked	No	INSIGHT PUBLIC SECTOR, INC	09/10/25	\$11,238.86
756731036	08/11/25	Marked	No	KAIROS Health Arizona, Inc	09/10/25	\$246,931.06
756731037	08/11/25	Marked	No	THADDEUS MCGUIRE	09/10/25	\$300.00
756731038	08/11/25	Marked	No	NAPA Auto Parts	09/10/25	\$238.53
756731039	08/11/25	Marked	No	O'Reilly Auto Parts	09/10/25	\$601.37
756731040	08/11/25	Marked	No	Pacific Office Automation	09/10/25	\$2,641.66

Bank Reconciliation Register

Document Number	Date	BR Status	Void?	Description	Date Cleared	Amount
MODULE: CHECKS FROM ACCOUNTS PAYABLE						
BANK CONTROL ID: CAFMA - GENERAL FUND						(CONTINUED)
756731041	08/11/25	Marked	No	Prescott Steel & Welding	09/10/25	\$17.20
756731042	08/11/25	Marked	No	Prescott Valley Ace Hardware	09/10/25	\$318.73
756731043	08/11/25	Marked	No	Unisource Energy Services	09/10/25	\$70.69
756731044	08/11/25	Marked	No	Yavapai Regional Medical Ctr	09/10/25	\$3,980.80
756731045	08/18/25	Retrieved	No	A1 Water Bulk Delivery Svc LLC		\$180.00
756731046	08/18/25	Marked	No	Able Saw, LLC	09/10/25	\$271.03
756731047	08/18/25	Marked	No	A&B Sign Company	09/10/25	\$364.50
756731048	08/18/25	Marked	No	APS	09/10/25	\$19,021.85
756731050	08/18/25	Marked	No	Barrett Propane, Inc	09/10/25	\$15,001.00
756731051	08/18/25	Marked	No	Morgan, Bobby	09/10/25	\$558.80
756731052	08/18/25	Marked	No	Bound Tree Medical LLC	09/10/25	\$1,891.92
756731053	08/18/25	Marked	No	B & W Fire Security Systems	09/10/25	\$2,703.00
756731054	08/18/25	Marked	No	CAFMA Petty Cash	09/10/25	\$35.44
756731055	08/18/25	Marked	No	Chase Bank	09/10/25	\$1,114.59
756731056	08/18/25	Marked	No	Chase Bank	09/10/25	\$1,060,648.27
756731058	08/18/25	Marked	No	Chase Card Services	09/10/25	\$390.00
756731059	08/18/25	Marked	No	CSTOR	09/10/25	\$4,578.61
756731060	08/18/25	Marked	No	L.N. Curtis & Sons	09/10/25	\$6,023.88
756731061	08/18/25	Marked	No	THE REINALT-THOMAS CORP	09/10/25	\$5,330.63
756731062	08/18/25	Marked	No	ELWOOD STAFFING	09/10/25	\$630.97
756731063	08/18/25	Marked	No	EMS Management & Consultants	09/10/25	\$5,563.18
756731064	08/18/25	Marked	No	ERP ADVISORS GROUP	09/10/25	\$1,025.00
756731065	08/18/25	Marked	No	Ferguson Enterprises LLC #3584	09/10/25	\$1,071.19
756731066	08/18/25	Marked	No	Freightliner of AZ, LLC	09/10/25	\$2,164.05
756731067	08/18/25	Marked	No	Government Employee Health Asc	09/10/25	\$103.42
756731068	08/18/25	Marked	No	Goering, Roberts, Rubin	09/10/25	\$90.00
756731069	08/18/25	Marked	No	W.W. Grainger, Inc	09/10/25	\$544.57
756731070	08/18/25	Marked	No	GRANITE TELECOMMUNICATIONS LLC	09/10/25	\$1,053.92
756731071	08/18/25	Marked	No	Interstate Batteries	09/10/25	\$2,416.99
756731072	08/18/25	Marked	No	KAIROS Health Arizona, Inc	09/10/25	\$241,746.63
756731073	08/18/25	Marked	No	Manzanita Landscaping, Inc	09/10/25	\$1,357.18
756731074	08/18/25	Marked	No	NAPA Auto Parts	09/10/25	\$274.81
756731075	08/18/25	Marked	No	Nationwide Retirement Solution	09/10/25	\$2,447.39
756731076	08/18/25	Marked	No	Nationwide Retirement Solution	09/10/25	\$47,954.36
756731077	08/18/25	Marked	No	Northern AZ Premier Termite	09/10/25	\$425.00
756731078	08/18/25	Retrieved	No	Shirley Mae Anderson		\$315.00
756731079	08/18/25	Retrieved	No	Marjorie Simon Cook		\$255.00
756731080	08/18/25	Marked	No	Brett Poliakon	09/10/25	\$350.00
756731081	08/18/25	Marked	No	O'Reilly Auto Parts	09/10/25	\$108.14
756731082	08/18/25	Marked	No	Pickett, Gayle	09/10/25	\$138.60
756731083	08/18/25	Marked	No	Prescott Steel & Welding	09/10/25	\$48.21
756731084	08/18/25	Retrieved	No	Prescott Valley Ace Hardware		\$192.83
756731085	08/18/25	Marked	No	Prescott Vly Chamber of Comm	09/10/25	\$260.00
756731086	08/18/25	Marked	No	SHI INTERNATIONAL CORP.	09/10/25	\$11,992.22
756731087	08/18/25	Marked	No	State 48 Recycling Inc	09/10/25	\$149.75
756731088	08/18/25	Marked	No	Staples Contract & Commmerc.Inc	09/10/25	\$105.46
756731089	08/18/25	Marked	No	Tyler Technologies Inc	09/10/25	\$4,005.77
756731090	08/18/25	Marked	No	Unisource Energy Services	09/10/25	\$63.70
756731091	08/18/25	Marked	No	United Healthcare	09/10/25	\$91.12
756731092	08/18/25	Marked	No	United Healthcare	09/10/25	\$682.08
756731093	08/18/25	Marked	No	United Healthcare	09/10/25	\$1,084.23
756731094	08/18/25	Marked	No	Verizon Wireless	09/10/25	\$5,564.22
756731095	08/18/25	Marked	No	Wonderlic, Inc.	09/10/25	\$8,666.72
756731096	08/28/25	Retrieved	No	A2Z Home Center, LLC		\$1,056.69
756731097	08/28/25	Retrieved	No	Arizona General / Ace Hardware		\$15.64
756731098	08/28/25	Retrieved	No	Bennett Oil		\$146.36
756731099	08/28/25	Retrieved	No	Bob Murray and Associates		\$8,282.21
756731100	08/28/25	Retrieved	No	Bound Tree Medical LLC		\$620.60
756731101	08/28/25	Retrieved	No	Bud Griffin Associates-Arizona		\$2,238.43
756731102	08/28/25	Marked	No	Chase Bank	09/10/25	\$1,208,609.31
756731102	08/28/25	Marked	Yes	Chase Bank	09/10/25	(\$1,208,609.31)
756731104	08/28/25	Retrieved	No	L.N. Curtis & Sons		\$9,513.95

Bank Reconciliation Register

Document Number	Date	BR Status	Void?	Description	Date Cleared	Amount
-----------------	------	-----------	-------	-------------	--------------	--------

MODULE: CHECKS FROM ACCOUNTS PAYABLE

BANK CONTROL ID: CAFMA - GENERAL FUND

(CONTINUED)

756731105	08/28/25	Retrieved	No	El Rey Pumping Service		\$440.00
756731106	08/28/25	Retrieved	No	ELWOOD STAFFING		\$952.40
756731107	08/28/25	Retrieved	No	ERP ADVISORS GROUP		\$3,280.00
756731108	08/28/25	Retrieved	No	Ferguson Enterprises LLC #3584		\$498.51
756731109	08/28/25	Retrieved	No	Foremost Promotions		\$5,197.64
756731110	08/28/25	Retrieved	No	Michael M. Golightly & Assoc		\$3,088.31
756731111	08/28/25	Retrieved	No	W.W. Grainger, Inc		\$308.70
756731112	08/28/25	Retrieved	No	Healthcare Medical Waste Svcs		\$780.63
756731113	08/28/25	Retrieved	No	Matheson Tri-Gas, Inc		\$4,371.46
756731114	08/28/25	Retrieved	No	Melcher Printing, Inc		\$49.13
756731115	08/28/25	Retrieved	No	Motorola Solutions Inc		\$148.65
756731116	08/28/25	Retrieved	No	NAPA Auto Parts		\$522.91
756731117	08/28/25	Retrieved	No	O'Reilly Auto Parts		\$617.20
756731118	08/28/25	Retrieved	No	Prescott Valley Ace Hardware		\$800.44
756731119	08/28/25	Retrieved	No	RWC Group		\$2,105.57
756731120	08/28/25	Retrieved	No	Staples Contract & Commerc.Inc		\$10.66
756731121	08/28/25	Retrieved	No	D.G.Shoemaker & Associates Inc		\$2,448.91
756731122	08/28/25	Retrieved	No	Tessco, Inc		\$8,146.92
756731123	08/28/25	Retrieved	No	Tyler Technologies Inc		\$9,703.66
756731124	08/28/25	Retrieved	No	Unisource Energy Services		\$343.33
756731125	08/28/25	Retrieved	No	United Disposal, Inc		\$288.00
756731126	08/28/25	Retrieved	No	Wex Bank		\$22,081.28
756731127	08/28/25	Marked	No	Chase Bank	09/10/25	\$1,208,609.31

SUB TOTAL FOR BANK: \$4,458,287.28

TOTAL FOR MODULE: \$4,458,287.28

MODULE: DEPOSITS FROM ACCOUNTS RECEIVABLE

BANK CONTROL ID: CAFMA - GENERAL FUND

4970	08/31/25	Marked	No	Deposit	09/10/25	\$32,803.71
4971	08/31/25	Marked	No	Deposit	09/10/25	\$2,270.43
4973	08/20/25	Marked	No	Deposit	09/10/25	\$8,194.58
4974	08/20/25	Marked	No	Deposit	09/10/25	\$7,793.21
4975	08/31/25	Marked	No	Deposit	09/10/25	\$3,943.08
4976	08/22/25	Marked	No	Deposit	09/10/25	\$24,364.25
4977	08/20/25	Marked	No	Deposit	09/10/25	\$3,970.33
4978	08/25/25	Marked	No	Deposit	09/10/25	\$242.82
4979	08/20/25	Marked	No	Deposit	09/10/25	\$158,970.66
4981	08/26/25	Marked	No	Deposit	09/10/25	\$14,250.00
4982	08/26/25	Marked	No	Deposit	09/10/25	\$9,383.84
4983	08/26/25	Marked	No	Deposit	09/10/25	\$8,051.00
4984	08/26/25	Marked	No	Deposit	09/10/25	\$13,396.84
4987	08/28/25	Marked	No	Deposit	09/10/25	\$14,146.58
4988	08/28/25	Marked	No	Deposit	09/10/25	\$44,645.82
4991	08/31/25	Marked	No	Deposit	09/10/25	\$7,623.18
4999	08/31/25	Retrieved	No	Deposit		\$200.93

SUB TOTAL FOR BANK: \$354,251.26

TOTAL FOR MODULE: \$354,251.26

MODULE: JOURNAL ENTRIES FROM GENERAL LEDGER

BANK CONTROL ID: CAFMA - GENERAL FUND

Cash With Yav Cty	08/31/25	Marked	No	Fire Authority Funding	09/10/25	\$150,967.58
Cash With Yav Cty	08/31/25	Marked	No	August 2025 Trf CC & Ambo Rev	09/10/25	\$155,000.00
Cash With Yav Cty	08/31/25	Marked	No	August 2025 Interest Revenue	09/10/25	\$41,390.57
Cash With Yav Cty	08/31/25	Marked	No	Check Reversal Due to Ck Error	09/10/25	\$9,017.15

SUB TOTAL FOR BANK: \$356,375.30

TOTAL FOR MODULE: \$356,375.30

CAFMA-Central Arizona Fire and Medical
BR Adjustments Report
For the Bank Statement ending:

Date	Document	Description	GL Account	Offset Amt	Adj. Amt
------	----------	-------------	------------	------------	----------

DOCUMENT:

ADJUSTMENT DOCUMENT " TOTAL:

TOTAL FOR ALL ADJUSTMENTS:

CAFMA-Central Arizona Fire and Medical
Income Statement
(Original Budget to Actual Comparison)
For the period of 8/1/2025 Through 8/31/2025

Fund: (10) General Fund

Page 54 of 100

	Account	Current Period				Year To Date			
		Actual	Budget	Variance	%	Actual	Budget	Variance	%
<u>Revenues</u>									
CVFD Funding Requirement	10310000000	\$44,356.23	\$0.00	\$44,356.23	0.0%	\$6,648,747.22	\$7,016,755.00	\$(368,007.78)	(5.2)%
CYFD Funding Requirement	10320000000	106,611.35	0.00	106,611.35	0.0	29,824,482.33	32,810,761.00	(2,986,278.67)	(9.1)
Fire Protection Contracts	10400100000	8,722.12	0.00	8,722.12	0.0	285,581.90	300,000.00	(14,418.10)	(4.8)
Outside Agency Work-Vehicle Maint	10430000000	5,501.09	0.00	5,501.09	0.0	37,720.61	40,000.00	(2,279.39)	(5.7)
Construction Permits	10440000000	19,132.04	0.00	19,132.04	0.0	197,050.84	100,000.00	97,050.84	97.1
Operational Permits	10442500000	0.00	0.00	0.00	0.0	692.00	10,000.00	(9,308.00)	(93.1)
Special Events	10443000000	1,227.00	0.00	1,227.00	0.0	10,309.00	2,680.00	7,629.00	284.7
State of AZ/Off-District Fires	10480000000	203,412.48	0.00	203,412.48	0.0	1,853,717.83	50,000.00	1,803,717.83	3607.4
Interest Income-General Fund	10490000000	41,390.57	0.00	41,390.57	0.0	500,906.86	300,000.00	200,906.86	67.0
Misc. Revenues	10510000000	32,242.44	0.00	32,242.44	0.0	229,394.30	0.00	229,394.30	0.0
CPR/EMS Class Income	10510500000	159.75	0.00	159.75	0.0	299.50	0.00	299.50	0.0
Ambulance Revenue	10511000000	153,438.93	0.00	153,438.93	0.0	(31,272.48)	0.00	(31,272.48)	0.0
Ambulance Revenue New	10511050000	0.00	0.00	0.00	0.0	0.00	2,096,501.00	(2,096,501.00)	(100.0)
Records Request Revenue	10512000000	84.60	0.00	84.60	0.0	760.39	0.00	760.39	0.0
PAWUIC/ Defensible Space Reimbursements	10512531000	0.00	0.00	0.00	0.0	0.00	24,000.00	(24,000.00)	(100.0)
Tech Services Contracting Revenue	10514041000	0.00	0.00	0.00	0.0	310,740.50	368,143.00	(57,402.50)	(15.6)
Supplies for Outside Agency Work	10514141000	0.00	0.00	0.00	0.0	0.00	10,000.00	(10,000.00)	(100.0)
Smart & Safe Prop 207 Revenue	10530000000	0.00	0.00	0.00	0.0	402,584.85	400,000.00	2,584.85	0.6
Rebates/Refunds	10535000000	0.00	0.00	0.00	0.0	11,303.86	0.00	11,303.86	0.0
Donations	10540000000	200.00	0.00	200.00	0.0	900.00	500.00	400.00	80.0
Grants-FEMA- SAFER	10543000000	452.01	0.00	452.01	0.0	53,366.41	2,377,995.00	(2,324,628.59)	(97.8)
Misc. Prevention	10560000000	0.00	0.00	0.00	0.0	0.00	2,100.00	(2,100.00)	(100.0)
Warehouse Purchasing Group	10570000000	11,681.85	0.00	11,681.85	0.0	167,444.13	150,000.00	17,444.13	11.6
61 Lease Revenue	10585500000	0.00	0.00	0.00	0.0	37,584.60	42,000.00	(4,415.40)	(10.5)
CARTA Classes	10590000000	0.00	0.00	0.00	0.0	9,981.82	20,000.00	(10,018.18)	(50.1)
CPR/EMS classes	10590500000	160.00	0.00	160.00	0.0	6,113.25	8,000.00	(1,886.75)	(23.6)
Restitution Recovery	10595000000	0.00	0.00	0.00	0.0	1,890.00	0.00	1,890.00	0.0
Net Revenues		\$628,772.46	\$0.00	\$628,772.46	0.0 %	\$40,560,299.72	\$46,129,435.00	\$(5,569,135.28)	(12.1)%
<u>Personnel Expenses</u>									
Salaries/Admin	10610010000	\$100,340.64	\$0.00	\$(100,340.64)	0.0%	\$1,582,164.15	\$1,446,167.00	\$(135,997.15)	(9.4)%
Salaries/Prevention	10610020000	38,155.90	0.00	(38,155.90)	0.0	514,355.46	522,286.00	7,930.54	1.5
Salaries/Operations	10610030000	965,438.94	0.00	(965,438.94)	0.0	13,506,754.47	13,589,123.00	82,368.53	0.6
Salaries/Training	10610035000	36,668.77	0.00	(36,668.77)	0.0	571,922.41	442,940.00	(128,982.41)	(29.1)
Salaries/Communications	10610041000	60,302.40	0.00	(60,302.40)	0.0	808,417.20	790,786.00	(17,631.20)	(2.2)
Salaries/Facilities Maintenance	10610043000	18,700.80	0.00	(18,700.80)	0.0	221,586.26	246,887.00	25,300.74	10.2
Salaries/Fleet Maint	10610048000	35,980.80	0.00	(35,980.80)	0.0	490,350.11	477,929.00	(12,421.11)	(2.6)

CAFMA-Central Arizona Fire and Medical
Income Statement
(Original Budget to Actual Comparison)
For the period of 8/1/2025 Through 8/31/2025

Fund: (10) General Fund

	Account	Actual	Current Period			Actual	Year To Date		
			Budget	Variance	%		Budget	Variance	%
Salaries/Warehouse	10610049000	16,644.80	0.00	(16,644.80)	0.0	226,074.40	268,795.00	42,720.60	15.9
Salaries - Ambulance	10610050000	53,507.19	0.00	(53,507.19)	0.0	108,590.65	1,036,765.00	928,174.35	89.5
Salaries/Community Relations	10610060000	8,824.00	0.00	(8,824.00)	0.0	132,089.79	159,318.00	27,228.21	17.1
CEO/ Fire Chief	10610110000	0.00	0.00	0.00	0.0	267,196.13	167,869.00	(99,327.13)	(59.2)
Spec Det/Assist Admin Oral Boards	10610310100	0.00	0.00	0.00	0.0	280.00	0.00	(280.00)	0.0
Special Detail/Fire Pals	10610320400	0.00	0.00	0.00	0.0	7,190.00	12,600.00	5,410.00	42.9
Special Detail/ Babysitting Classes	10610320402	0.00	0.00	0.00	0.0	0.00	250.00	250.00	100.0
Special Detail/Prev/Spec Ev Assign Pay	10610320403	0.00	0.00	0.00	0.0	490.00	2,000.00	1,510.00	75.5
Special Detail/ Fire Investigator Trainee	10610320404	0.00	0.00	0.00	0.0	0.00	3,000.00	3,000.00	100.0
Spec Det/Ops CPR Prgrm Int/Ext	10610330425	1,210.00	0.00	(1,210.00)	0.0	6,919.29	8,000.00	1,080.71	13.5
Telestaff Maintenance	10610330426	0.00	0.00	0.00	0.0	0.00	2,000.00	2,000.00	100.0
Spec Det/Ops CISD Program Shift Peers	10610330435	0.00	0.00	0.00	0.0	0.00	500.00	500.00	100.0
Spec Det/Ops/Tower Work	10610330439	0.00	0.00	0.00	0.0	920.00	2,000.00	1,080.00	54.0
Spec Det/Ops Haz Mat Program	10610330440	0.00	0.00	0.00	0.0	280.00	625.00	345.00	55.2
Spec Det/Ops Hose Program	10610330441	0.00	0.00	0.00	0.0	720.00	500.00	(220.00)	(44.0)
Spec Det/Ops SCBA Program	10610330442	0.00	0.00	0.00	0.0	0.00	6,500.00	6,500.00	100.0
Spec Det/Ops Recruit Academy	10610330447	0.00	0.00	0.00	0.0	74,390.00	44,000.00	(30,390.00)	(69.1)
Spec Det/Ops Promo Testing	10610330449	1,400.00	0.00	(1,400.00)	0.0	5,807.14	8,250.00	2,442.86	29.6
Spec Det/ Ops Misc.	10610330452	1,260.00	0.00	(1,260.00)	0.0	19,102.86	8,000.00	(11,102.86)	(138.8)
Spec Duty Training	10610335476	0.00	0.00	0.00	0.0	0.00	2,600.00	2,600.00	100.0
Spec Det/Trng Instr CARTA	10610335479	0.00	0.00	0.00	0.0	24,370.00	5,000.00	(19,370.00)	(387.4)
Spec Det/ In House EMS Training	10610335482	0.00	0.00	0.00	0.0	3,040.00	8,000.00	4,960.00	62.0
Spec Det/Tower Rescue/Instructor	10610335483	0.00	0.00	0.00	0.0	160.00	1,000.00	840.00	84.0
Spec Det / Facilities Misc	10610343000	0.00	0.00	0.00	0.0	1,060.00	0.00	(1,060.00)	0.0
Spec Det/ Warehouse	10610349451	0.00	0.00	0.00	0.0	480.00	5,600.00	5,120.00	91.4
Acting Pay - Administration	10610410000	40.00	0.00	(40.00)	0.0	406.00	0.00	(406.00)	0.0
Acting Pay - Prevention	10610420000	0.00	0.00	0.00	0.0	40.00	500.00	460.00	92.0
Acting Pay - Ops	10610430000	3,895.50	0.00	(3,895.50)	0.0	55,761.36	52,560.00	(3,201.36)	(6.1)
Acting Pay - Fleet Maintenance	10610448000	50.00	0.00	(50.00)	0.0	200.00	400.00	200.00	50.0
Acting Pay - Warehouse	10610449000	10.00	0.00	(10.00)	0.0	251.57	0.00	(251.57)	0.0
Vacation/ Sick Leave Buy Back	10610530000	50,401.75	0.00	(50,401.75)	0.0	115,373.30	100,000.00	(15,373.30)	(15.4)
O.T. Salaries/Admin	10611010000	185.35	0.00	(185.35)	0.0	4,404.03	9,000.00	4,595.97	51.1
Salaries/ Prevention	10611020000	1,021.35	0.00	(1,021.35)	0.0	16,255.93	15,000.00	(1,255.93)	(8.4)
Call O.T./Operations	10611030000	966.52	0.00	(966.52)	0.0	14,809.21	30,000.00	15,190.79	50.6
AT Response / Coverage	10611030250	(61.54)	0.00	61.54	0.0	(447.29)	9,000.00	9,447.29	105.0
Salaries/CARTA	10611035000	0.00	0.00	0.00	0.0	20,289.69	2,828.00	(17,461.69)	(617.5)
Salaries/Tech Seives	10611041000	7,803.54	0.00	(7,803.54)	0.0	72,360.63	40,000.00	(32,360.63)	(80.9)
Salaries/Comm-Outside Agency	10611041561	0.00	0.00	0.00	0.0	(1,285.63)	0.00	1,285.63	0.0

CAFMA-Central Arizona Fire and Medical
Income Statement
(Original Budget to Actual Comparison)
For the period of 8/1/2025 Through 8/31/2025

Fund: (10) General Fund

	Account	Actual	Current Period Budget	Variance	%	Actual	Year To Date Budget	Variance	%
O.T. Salaries/Facilities Maintenance	10611043000	0.00	0.00	0.00	0.0	0.00	5,000.00	5,000.00	100.0
O.T. Salaries/ Fleet Maintenance	10611048000	1,927.24	0.00	(1,927.24)	0.0	20,919.29	25,000.00	4,080.71	16.3
O.T. Salaries/Warehouse	10611049000	648.96	0.00	(648.96)	0.0	12,547.46	10,000.00	(2,547.46)	(25.5)
Overtime - Ambulance	10611050000	0.00	0.00	0.00	0.0	181,738.04	51,838.00	(129,900.04)	(250.6)
Overtime/Community Relations	10611060000	0.00	0.00	0.00	0.0	2,353.29	5,000.00	2,646.71	52.9
FLSA Pay	10611130000	70,000.12	0.00	(70,000.12)	0.0	919,675.74	1,100,405.00	180,729.26	16.4
Shift O.T./Operations	10611230000	0.00	0.00	0.00	0.0	2,198.27	0.00	(2,198.27)	0.0
Shift OT Sal/Ops/Rte Shft Cov(AD,SL,FMLA	10611230200	21,924.37	0.00	(21,924.37)	0.0	955,675.23	747,402.00	(208,273.23)	(27.9)
Off District Wildland Fires	10611431000	50,196.28	0.00	(50,196.28)	0.0	702,056.14	50,000.00	(652,056.14)	(1304.1)
Off District Coverage	10611431100	122,504.24	0.00	(122,504.24)	0.0	669,581.09	0.00	(669,581.09)	0.0
Training Captain OT	10611535300	0.00	0.00	0.00	0.0	50,163.87	35,200.00	(14,963.87)	(42.5)
Trng Cov/Special Duty Pay	10611535304	0.00	0.00	0.00	0.0	0.00	4,950.00	4,950.00	100.0
Trng Cov/EVOC Driver Training Inst Pay	10611535307	0.00	0.00	0.00	0.0	0.00	2,500.00	2,500.00	100.0
Trng Cov/Swift Water Training Officers	10611535380	0.00	0.00	0.00	0.0	0.00	2,500.00	2,500.00	100.0
Trng Cov/OT Eng Co Trng Coverage	10611835330	0.00	0.00	0.00	0.0	1,440.72	20,000.00	18,559.28	92.8
Trng Cov/ OT Special Ops Training	10611835336	0.00	0.00	0.00	0.0	0.00	3,000.00	3,000.00	100.0
Trng Cov/Paramedic Upgrade Training	10611835337	0.00	0.00	0.00	0.0	0.00	18,000.00	18,000.00	100.0
Trng Cov/ OT TRT/ HAZ MAT Training	10611835338	0.00	0.00	0.00	0.0	0.00	12,000.00	12,000.00	100.0
ASRS Retirement/Admin	10612910000	10,017.76	0.00	(10,017.76)	0.0	143,866.70	129,400.00	(14,466.70)	(11.2)
ASRS Retirement/Prevention	10612920000	3,463.97	0.00	(3,463.97)	0.0	45,751.26	49,881.00	4,129.74	8.3
ASRS Retirement/Training	10612935000	0.00	0.00	0.00	0.0	1,092.64	6,945.00	5,852.36	84.3
ASRS Retirement/Tech Services	10612941000	8,019.92	0.00	(8,019.92)	0.0	105,910.91	99,694.00	(6,216.91)	(6.2)
ASRS Retirement/Facilities Maintenance	10612943000	2,348.80	0.00	(2,348.80)	0.0	28,479.04	30,226.00	1,746.96	5.8
ASRS Retirement/Fleet Maint	10612948000	2,566.78	0.00	(2,566.78)	0.0	37,031.16	43,701.00	6,669.84	15.3
ASRS Retirement/Warehouse	10612949000	2,282.45	0.00	(2,282.45)	0.0	30,763.00	34,127.00	3,364.00	9.9
ASRS Retirement - Ambulance	10612950000	0.00	0.00	0.00	0.0	0.00	5,926.00	5,926.00	100.0
ASRS Retirement/Comm Relations	10612960000	1,507.97	0.00	(1,507.97)	0.0	17,933.71	19,718.00	1,784.29	9.0
PSPRS/Admin	10613010000	9,434.56	0.00	(9,434.56)	0.0	100,226.76	97,160.00	(3,066.76)	(3.2)
PSPRS/Prevention	10613020000	3,248.60	0.00	(3,248.60)	0.0	35,976.27	41,946.00	5,969.73	14.2
PSPRS Operations	10613030000	245,113.29	0.00	(245,113.29)	0.0	3,112,895.79	3,673,593.00	560,697.21	15.3
PSPRS/ CARTA	10613035000	9,960.00	0.00	(9,960.00)	0.0	140,326.25	80,743.00	(59,583.25)	(73.8)
PSPRS/ Tech Services	10613041000	2,360.74	0.00	(2,360.74)	0.0	25,899.44	0.00	(25,899.44)	0.0
PRS/ Fleet Maint	10613048000	3,806.85	0.00	(3,806.85)	0.0	43,170.98	41,804.00	(1,366.98)	(3.3)
PRS/COP Principle	10613130000	0.00	0.00	0.00	0.0	2,915,000.00	4,066,019.00	1,151,019.00	28.3
PRS/COP - Interest	10613130001	0.00	0.00	0.00	0.0	1,157,019.58	0.00	(1,157,019.58)	0.0
IA Retirement / Ops	10613230000	32,748.62	0.00	(32,748.62)	0.0	484,683.98	412,872.00	(71,811.98)	(17.4)
IA / Training	10613235000	1,588.51	0.00	(1,588.51)	0.0	16,315.82	11,616.00	(4,699.82)	(40.5)
IA/ Fire Chief	10613310000	0.00	0.00	0.00	0.0	7,515.37	32,936.00	25,420.63	77.2

CAFMA-Central Arizona Fire and Medical
Income Statement
(Original Budget to Actual Comparison)
For the period of 8/1/2025 Through 8/31/2025

Fund: (10) General Fund

	Current Period				Year To Date			
Account	Actual	Budget	Variance	%	Actual	Budget	Variance	%
Worker's Comp Insurance/Admin	10615010000	0.00	0.00	0.0	0.00	44,768.00	44,768.00	100.0
Worker's Comp/Prevention	10615020000	0.00	0.00	0.0	(55.45)	42,253.00	42,308.45	100.1
Worker's Comp / Ops	10615030000	0.00	0.00	0.0	1,489,909.25	1,269,916.00	(219,993.25)	(17.3)
Worker's Comp/Training	10615035000	0.00	0.00	0.0	(231.94)	36,063.00	36,294.94	100.6
Worker's Comp/Comm	10615041000	0.00	0.00	0.0	0.00	67,211.00	67,211.00	100.0
Worker's Comp/Facilities	10615043000	0.00	0.00	0.0	(2,000.22)	20,378.00	22,378.22	109.8
Worker's Comp/Maint	10615048000	0.00	0.00	0.0	0.00	40,719.00	40,719.00	100.0
Worker's Comp/Warehouse	10615049000	0.00	0.00	0.0	0.00	23,008.00	23,008.00	100.0
Workers Comp Insurance - Ambulance	10615050000	0.00	0.00	0.0	0.00	94,237.00	94,237.00	100.0
WorkComplns/Comm Relations	10615060000	0.00	0.00	0.0	0.00	756.00	756.00	100.0
Worker's Comp/Volunteers	10615110000	0.00	0.00	0.0	0.00	8.00	8.00	100.0
Worker's Comp Wages Reimbursement	10616500000	6,520.46	0.00	(6,520.46)	(19,559.02)	0.00	19,559.02	0.0
Unemployment Insurance/Admin	10617010000	0.00	0.00	0.0	267.81	1,667.00	1,399.19	83.9
Unemployment/Prevention	10617020000	0.00	0.00	0.0	70.72	569.00	498.28	87.6
Unemployment Insurance/Ops	10617030000	0.00	0.00	0.0	2,111.83	11,471.00	9,359.17	81.6
Unemployment / Training	10617035000	0.00	0.00	0.0	44.33	284.00	239.67	84.4
Unemployment/Communications	10617041000	0.00	0.00	0.0	120.23	719.00	598.77	83.3
Unemployment/Facilities	10617043000	0.00	0.00	0.0	50.08	189.00	138.92	73.5
Unemployment/Maint	10617048000	0.00	0.00	0.0	51.88	473.00	421.12	89.0
Unemployment/Warehouse	10617049000	0.00	0.00	0.0	46.60	359.00	312.40	87.0
Unemployment Insurance - Ambulance	10617050000	0.00	0.00	0.0	0.00	3,180.00	3,180.00	100.0
Unemployment Ins/Comm Relations	10617060000	0.00	0.00	0.0	35.20	189.00	153.80	81.4
401A-ASRS/Admin	10618010000	4,988.91	0.00	(4,988.91)	71,314.96	61,510.00	(9,804.96)	(15.9)
401A-ASRS/Prevention	10618020000	1,502.83	0.00	(1,502.83)	19,456.82	24,660.00	5,203.18	21.1
401A-ASRS/Training	10618035000	0.00	0.00	0.0	539.02	3,764.00	3,224.98	85.7
401A-ASRS/Communication	10618041000	3,960.48	0.00	(3,960.48)	51,089.88	51,809.00	719.12	1.4
401A-ASRS/Facilities Maint	10618043000	1,159.44	0.00	(1,159.44)	13,706.90	15,617.00	1,910.10	12.2
401A-ASRS/ Maint	10618048000	1,248.76	0.00	(1,248.76)	17,660.93	21,804.00	4,143.07	19.0
401A-ASRS/ Warehouse	10618049000	1,147.86	0.00	(1,147.86)	15,150.33	17,632.00	2,481.67	14.1
401A-ASRS - Ambulance	10618050000	0.00	0.00	0.0	0.00	66,871.00	66,871.00	100.0
401A ASRS (FICA)/Comm Relations	10618060000	752.73	0.00	(752.73)	8,746.71	10,188.00	1,441.29	14.1
Medicare / Admin	10618110000	1,604.17	0.00	(1,604.17)	28,350.91	23,534.00	(4,816.91)	(20.5)
dicare Exp/Prevention	10618120000	549.17	0.00	(549.17)	6,932.75	7,573.00	640.25	8.5
dicare / OPS	10618130000	18,127.39	0.00	(18,127.39)	246,551.40	229,062.00	(17,489.40)	(7.6)
dicare Exp/CARTA	10618135000	608.89	0.00	(608.89)	9,462.93	6,464.00	(2,998.93)	(46.4)
dicare Exp/Communications	10618141000	1,018.38	0.00	(1,018.38)	13,053.62	12,146.00	(907.62)	(7.5)
dicare Exp/Facilities Maintenance	10618143000	267.02	0.00	(267.02)	3,155.63	3,652.00	496.37	13.6
dicare Exp/Maint	10618148000	469.24	0.00	(469.24)	6,299.36	7,298.00	998.64	13.7

CAFMA-Central Arizona Fire and Medical
Income Statement
(Original Budget to Actual Comparison)
For the period of 8/1/2025 Through 8/31/2025

Fund: (10) General Fund

	Account	Current Period				Year To Date			
		Actual	Budget	Variance	%	Actual	Budget	Variance	%
Medicare Exp/Warehouse	10618149000	266.73	0.00	(266.73)	0.0	3,526.88	4,124.00	597.12	14.5
Medicare Tax - Ambulance	10618150000	0.00	0.00	0.00	0.0	0.00	16,890.00	16,890.00	100.0
Medicare Tax/Comm Relations	10618160000	174.44	0.00	(174.44)	0.0	2,026.06	2,383.00	356.94	15.0
Post Employment Health Plan	10618530000	32,405.29	0.00	(32,405.29)	0.0	438,462.60	406,122.00	(32,340.60)	(8.0)
Medical Insurance./Admin	10619010000	25,906.40	0.00	(25,906.40)	0.0	204,559.68	0.00	(204,559.68)	0.0
Medical Insurance/Prevention	10619020000	8,355.24	0.00	(8,355.24)	0.0	60,692.46	61,800.00	1,107.54	1.8
Medical Insurance/OPS	10619030000	232,648.37	0.00	(232,648.37)	0.0	1,724,129.87	1,507,920.00	(216,209.87)	(14.3)
Medical Insurance/Training	10619035000	4,862.28	0.00	(4,862.28)	0.0	40,187.81	61,800.00	21,612.19	35.0
Medical Insurance/Comm	10619041000	12,375.02	0.00	(12,375.02)	0.0	90,059.01	0.00	(90,059.01)	0.0
Medical Insurance/Facilities	10619043000	4,987.94	0.00	(4,987.94)	0.0	32,558.36	24,720.00	(7,838.36)	(31.7)
Medical Insurance/Maint	10619048000	7,838.58	0.00	(7,838.58)	0.0	60,009.06	61,800.00	1,790.94	2.9
Medical Insurance/Warehouse	10619049000	4,570.62	0.00	(4,570.62)	0.0	35,903.64	37,080.00	1,176.36	3.2
Health Insurance - Ambulance	10619050000	0.00	0.00	0.00	0.0	0.00	160,680.00	160,680.00	100.0
Health Insurance/Comm Relations	10619060000	545.00	0.00	(545.00)	0.0	5,720.43	12,360.00	6,639.57	53.7
Medical Insurance Assistance/OPS	10619130000	156,310.00	0.00	(156,310.00)	0.0	1,029,571.06	727,600.00	(301,971.06)	(41.5)
Ground/Aerial Ladder Test/Mtc	10626049000	0.06	0.00	(0.06)	0.0	9,575.79	10,500.00	924.21	8.8
Total Personnel Expenses		\$2,543,588.44	\$0.00	\$(2,543,588.44)	0.0 %	\$36,560,653.08	\$35,817,460.00	\$(743,193.08)	(2.1)%
<u>Supply Expenses</u>									
Office Supplies / Admin	10620010000	\$0.00	\$0.00	\$0.00	0.0%	\$(291.87)	\$500.00	\$791.87	158.4%
Office Supplies / Tech Services	10620041000	0.00	0.00	0.00	0.0	955.11	500.00	(455.11)	(91.0)
Office Supplies	10620049000	545.03	0.00	(545.03)	0.0	14,517.37	16,000.00	1,482.63	9.3
Supplies - Ambulance	10620050000	0.00	0.00	0.00	0.0	0.00	1,000.00	1,000.00	100.0
Computer Supplies & Software / Training	10620135000	0.00	0.00	0.00	0.0	21,919.35	23,958.00	2,038.65	8.5
Computer Supplies & Equipment / Communic	10620141000	89,300.50	0.00	(89,300.50)	0.0	642,701.60	610,987.00	(31,714.60)	(5.2)
DHS Ambulance Certification	10620350000	0.00	0.00	0.00	0.0	1,000.00	3,000.00	2,000.00	66.7
In House Dupl & Prtg	10620510000	1,299.48	0.00	(1,299.48)	0.0	16,258.16	15,000.00	(1,258.16)	(8.4)
In House Dupl & Prtg/ Warehouse	10620549000	1,342.18	0.00	(1,342.18)	0.0	15,345.61	17,250.00	1,904.39	11.0
In House Duplicating - Ambulance	10620550000	0.00	0.00	0.00	0.0	0.00	180.00	180.00	100.0
District Fire Corps Program	10621010000	0.00	0.00	0.00	0.0	0.00	500.00	500.00	100.0
District Mapping Program	10621141000	0.00	0.00	0.00	0.0	8,618.63	9,700.00	1,081.37	11.1
Employee Health & Wellness Supplies	10621230000	0.00	0.00	0.00	0.0	52.09	0.00	(52.09)	0.0
Medical Supplies	10621530000	26,586.84	0.00	(26,586.84)	0.0	229,622.90	229,000.00	(622.90)	(0.3)
Medical Supplies-Disposable-Ambulance	10621550000	0.00	0.00	0.00	0.0	0.00	67,457.00	67,457.00	100.0
Medical Supplies & Books	10621630000	766.77	0.00	(766.77)	0.0	6,337.05	10,000.00	3,662.95	36.6
Medical Equipment Replacement	10621730000	297.47	0.00	(297.47)	0.0	26,328.46	77,353.00	51,024.54	66.0
Medical (Diesel & Gas)	10622048000	46,166.29	0.00	(46,166.29)	0.0	307,375.59	450,000.00	142,624.41	31.7
Medical - Ambulance	10622050000	2,808.85	0.00	(2,808.85)	0.0	13,799.56	30,000.00	16,200.44	54.0

CAFMA-Central Arizona Fire and Medical
Income Statement
(Original Budget to Actual Comparison)
For the period of 8/1/2025 Through 8/31/2025

Fund: (10) General Fund

	Current Period					Year To Date			
Account	Actual	Budget	Variance	%		Actual	Budget	Variance	%
Oil & Lubr. (Routine)	10622148000	6,525.57	0.00	(6,525.57)	0.0	28,185.13	31,500.00	3,314.87	10.5
Vehicle Fluid Supplies - Ambulance	10622150000	0.00	0.00	0.00	0.0	679.10	2,000.00	1,320.90	66.0
Uniforms/Admin	10623010000	470.32	0.00	(470.32)	0.0	6,890.55	3,600.00	(3,290.55)	(91.4)
Uniforms/Prevention	10623020000	0.00	0.00	0.00	0.0	47.67	3,000.00	2,952.33	98.4
Uniforms/Operations	10623030000	3,735.36	0.00	(3,735.36)	0.0	173,774.19	129,450.00	(44,324.19)	(34.2)
Uniforms/Operations - Honor Guard	10623030540	0.00	0.00	0.00	0.0	303.48	4,000.00	3,696.52	92.4
Uniforms - Training	10623035000	1,004.47	0.00	(1,004.47)	0.0	2,760.48	2,100.00	(660.48)	(31.5)
Uniforms/Communications	10623041000	0.00	0.00	0.00	0.0	860.24	2,500.00	1,639.76	65.6
Uniforms-Facilities Maintenance	10623043000	0.00	0.00	0.00	0.0	392.96	1,000.00	607.04	60.7
Uniforms-Fleet Maintenance	10623048000	0.00	0.00	0.00	0.0	0.00	2,750.00	2,750.00	100.0
Uniforms/Warehouse	10623049000	0.00	0.00	0.00	0.0	58.97	1,750.00	1,691.03	96.6
Uniforms - Ambulance	10623050000	0.00	0.00	0.00	0.0	0.00	7,800.00	7,800.00	100.0
Uniforms/Community Relations	10623060000	0.00	0.00	0.00	0.0	0.00	600.00	600.00	100.0
Protective Clothing	10623130000	47,197.43	0.00	(47,197.43)	0.0	442,376.53	248,830.00	(193,546.53)	(77.8)
Station Boots	10623130100	269.54	0.00	(269.54)	0.0	27,243.51	19,500.00	(7,743.51)	(39.7)
Protective Clothing - Ambulance	10623150000	0.00	0.00	0.00	0.0	0.00	12,660.00	12,660.00	100.0
Station Boots - Ambulance	10623150100	0.00	0.00	0.00	0.0	0.00	1,950.00	1,950.00	100.0
Library Reference Materials / Admin	10624010000	0.00	0.00	0.00	0.0	0.00	2,494.00	2,494.00	100.0
Operations Supplies/Routine	10624030000	0.00	0.00	0.00	0.0	301.95	20,050.00	19,748.05	98.5
Library Reference Materials/Tr Ctr	10624035000	0.00	0.00	0.00	0.0	3,691.51	7,200.00	3,508.49	48.7
Communications Supplies / Routine	10624041000	0.00	0.00	0.00	0.0	140.23	0.00	(140.23)	0.0
Facilities Maint Supplies/Routine	10624043000	0.00	0.00	0.00	0.0	0.00	530.00	530.00	100.0
Supplies/Community Relations	10624060000	178.48	0.00	(178.48)	0.0	12,600.22	18,100.00	5,499.78	30.4
Supplies/Prevention	10624220000	0.00	0.00	0.00	0.0	114.08	4,500.00	4,385.92	97.5
Supplies / Fleet Maintenance	10624248000	1,922.15	0.00	(1,922.15)	0.0	15,244.40	18,500.00	3,255.60	17.6
Supplies / Warehouse	10624249000	1,137.36	0.00	(1,137.36)	0.0	9,487.07	8,500.00	(987.07)	(11.6)
Library Reference Materials/Prevention	10624320000	0.00	0.00	0.00	0.0	0.00	2,960.00	2,960.00	100.0
Pub Ed/School Ed/Prevention	10624520000	5,406.84	0.00	(5,406.84)	0.0	15,962.28	9,665.00	(6,297.28)	(65.2)
Public Education/EMS	10624530000	0.00	0.00	0.00	0.0	63.99	0.00	(63.99)	0.0
Supplies-Warehouse Purchasing Group	10624549000	13,817.09	0.00	(13,817.09)	0.0	156,738.73	170,000.00	13,261.27	7.8
PAWUIC Defensiblw Space Grant	10624920010	0.00	0.00	0.00	0.0	0.00	5,000.00	5,000.00	100.0
Vehicle Maint (Routine)	10625048000	8,510.47	0.00	(8,510.47)	0.0	179,869.69	246,400.00	66,530.31	27.0
Vehicle Maintenance - Ambulance	10625050000	0.00	0.00	0.00	0.0	8,153.64	16,000.00	7,846.36	49.0
Vehicle Maint (Special Prjcts)	10625148000	0.00	0.00	0.00	0.0	7,899.17	12,000.00	4,100.83	34.2
Equipment Maintenance	10626048000	1,771.11	0.00	(1,771.11)	0.0	33,083.46	32,000.00	(1,083.46)	(3.4)
BA Supplies & Maint	10626348000	269.82	0.00	(269.82)	0.0	10,123.88	15,000.00	4,876.12	32.5
BA Supplies & Maintenance	10626349000	1,190.00	0.00	(1,190.00)	0.0	25,084.03	24,100.00	(984.03)	(4.1)
Vehicle Replacement	10626548000	8,418.94	0.00	(8,418.94)	0.0	69,699.02	82,500.00	12,800.98	15.5

CAFMA-Central Arizona Fire and Medical
Income Statement
(Original Budget to Actual Comparison)
For the period of 8/1/2025 Through 8/31/2025

Fund: (10) General Fund

	Account	Actual	Current Period			Actual	Year To Date		
			Budget	Variance	%		Budget	Variance	%
Tire Replacement - Ambulance	10626550000	0.00	0.00	0.00	0.0	0.00	9,600.00	9,600.00	100.0
Tire Repair	10626648000	69.55	0.00	(69.55)	0.0	4,352.64	6,500.00	2,147.36	33.0
Building Mtnc Supples - All Stations	10627043000	323.48	0.00	(323.48)	0.0	2,108.80	0.00	(2,108.80)	0.0
Building Maint Supplies	10627043001	1,887.63	0.00	(1,887.63)	0.0	19,760.15	22,550.00	2,789.85	12.4
Building Maint Supplies/Prevention	10627043002	19.89	0.00	(19.89)	0.0	1,247.04	2,750.00	1,502.96	54.7
Building Maint Supplies-Administration	10627043011	828.40	0.00	(828.40)	0.0	11,379.96	7,700.00	(3,679.96)	(47.8)
Building Maint Supplies/CARTA	10627043035	785.60	0.00	(785.60)	0.0	17,080.05	16,200.00	(880.05)	(5.4)
Building Maint Supplies/Comm Building	10627043041	0.00	0.00	0.00	0.0	1,582.06	4,400.00	2,817.94	64.0
Building Maint Supplies/Maint Facility	10627043048	223.33	0.00	(223.33)	0.0	4,825.30	5,500.00	674.70	12.3
Building Maint Supplies/Warehouse	10627043049	22.20	0.00	(22.20)	0.0	2,448.47	5,500.00	3,051.53	55.5
Building Maint Supplies/Sta 50	10627043050	0.00	0.00	0.00	0.0	1,648.44	4,400.00	2,751.56	62.5
Building Maint Supplies/Sta 51	10627043051	0.00	0.00	0.00	0.0	11,231.55	6,160.00	(5,071.55)	(82.3)
Building Maint Supplies/Sta 52	10627043052	0.00	0.00	0.00	0.0	188.62	2,200.00	2,011.38	91.4
Building Maint Supplies/Sta 53	10627043053	0.00	0.00	0.00	0.0	3,880.30	5,500.00	1,619.70	29.4
Building Maint Supplies/Sta 54	10627043054	181.22	0.00	(181.22)	0.0	2,141.77	5,500.00	3,358.23	61.1
Building Maint Supplies/Sta 56	10627043056	0.00	0.00	0.00	0.0	73.88	2,200.00	2,126.12	96.6
Building Maint Supplies/Sta 57	10627043057	601.43	0.00	(601.43)	0.0	2,865.71	5,500.00	2,634.29	47.9
Building Maint Supplies/Sta 58	10627043058	25.12	0.00	(25.12)	0.0	4,559.37	5,500.00	940.63	17.1
Building Maint Supplies/Sta 59	10627043059	0.00	0.00	0.00	0.0	2,246.90	5,500.00	3,253.10	59.1
Building Maintenance Supplies	10627043060	0.00	0.00	0.00	0.0	813.29	0.00	(813.29)	0.0
Building Maint Supplies - Station 61	10627043061	833.97	0.00	(833.97)	0.0	6,688.06	9,900.00	3,211.94	32.4
Building Maint Supplies - Station 62	10627043062	1,094.87	0.00	(1,094.87)	0.0	6,415.57	5,500.00	(915.57)	(16.6)
Building Maint Supplies - Station 63	10627043063	65.48	0.00	(65.48)	0.0	7,507.71	5,500.00	(2,007.71)	(36.5)
Building Maint Supplies- Large Projects	10627043100	4,824.04	0.00	(4,824.04)	0.0	162,586.25	175,000.00	12,413.75	7.1
Furniture & Fixture Replacement	10627143000	787.52	0.00	(787.52)	0.0	46,846.11	29,200.00	(17,646.11)	(60.4)
Furniture & Fixtures / Warehouse	10627149000	0.00	0.00	0.00	0.0	608.30	6,000.00	5,391.70	89.9
Janitorial / All Stations	10627249000	7,096.65	0.00	(7,096.65)	0.0	46,164.01	40,500.00	(5,664.01)	(14.0)
Janitorial Supplies - Ambulance	10627250000	0.00	0.00	0.00	0.0	0.00	2,000.00	2,000.00	100.0
Station Supplies-All Stations	10627349000	895.81	0.00	(895.81)	0.0	22,559.10	25,250.00	2,690.90	10.7
Site / Equip Maint Supplies / Comm	10627441000	0.00	0.00	0.00	0.0	18,355.64	19,000.00	644.36	3.4
Radio/Pager Maintenance	10628041000	1,441.49	0.00	(1,441.49)	0.0	88,195.45	80,500.00	(7,695.45)	(9.6)
Supplies for Outside Agency Work	10628141000	8,146.92	0.00	(8,146.92)	0.0	33,209.46	10,000.00	(23,209.46)	(232.1)
Supplies for Outside Agency Work	10628148000	291.30	0.00	(291.30)	0.0	10,115.08	24,000.00	13,884.92	57.9
Supplies / Communications	10628841000	0.00	0.00	0.00	0.0	0.00	150.00	150.00	100.0
Supplies/ All Stations	10628849000	0.00	0.00	0.00	0.0	3,126.59	4,170.00	1,043.41	25.0
Firefighter Equipment Replacement	10628930000	17,223.61	0.00	(17,223.61)	0.0	65,441.37	72,100.00	6,658.63	9.2
Firefighting Equipment New Purchases	10629030000	4,240.54	0.00	(4,240.54)	0.0	84,214.32	80,000.00	(4,214.32)	(5.3)
Ambulance Equipment - Routine	10629050000	0.00	0.00	0.00	0.0	0.00	50,000.00	50,000.00	100.0

CAFMA-Central Arizona Fire and Medical
Income Statement
(Original Budget to Actual Comparison)
For the period of 8/1/2025 Through 8/31/2025

Fund: (10) General Fund

	Account	Actual	Current Period		%	Actual	Year To Date		%
			Budget	Variance			Budget	Variance	
Haz-Mat Equipment	10629130000	0.00	0.00	0.00	0.0	17,187.64	28,200.00	11,012.36	39.1
Comm/Radio Technician Equipment	10629241000	498.95	0.00	(498.95)	0.0	11,218.13	10,500.00	(718.13)	(6.8)
Technical Rescue Equipment	10629330000	0.00	0.00	0.00	0.0	29,329.54	15,500.00	(13,829.54)	(89.2)
Drone Program	10629430000	0.00	0.00	0.00	0.0	7,302.49	8,000.00	697.51	8.7
Wildland Equipment Replacement	10629530000	0.00	0.00	0.00	0.0	24,769.07	30,000.00	5,230.93	17.4
CARTA Equipment/ Prop Supplies	10629635000	357.71	0.00	(357.71)	0.0	16,811.51	32,000.00	15,188.49	47.5
Rentals	10629643000	0.00	0.00	0.00	0.0	1,745.83	0.00	(1,745.83)	0.0
Exercise Equipment - Ops	10629730000	30.05	0.00	(30.05)	0.0	1,964.54	10,000.00	8,035.46	80.4
Small Tools/Facilities Maintenance	10630043000	3,090.95	0.00	(3,090.95)	0.0	16,771.21	11,500.00	(5,271.21)	(45.8)
Small Tools / Maintenance	10630048000	47.81	0.00	(47.81)	0.0	10,926.89	11,500.00	573.11	5.0
Small Tools / Warehouse	10630049000	251.53	0.00	(251.53)	0.0	1,090.06	900.00	(190.06)	(21.1)
Safety Equip & Supplies/Warehouse	10631049000	46.62	0.00	(46.62)	0.0	688.16	750.00	61.84	8.2
Total Supply Expenses		\$327,172.03	\$0.00	\$(327,172.03)	0.0 %	\$3,372,642.16	\$3,653,654.00	\$281,011.84	7.7 %
<u>Service Expenses</u>									
Audit & Accounting	10640010000	\$0.00	\$0.00	\$0.00	0.0%	\$34,000.00	\$36,000.00	\$2,000.00	5.6%
Audit & Accounting - Ambulance	10640050000	0.00	0.00	0.00	0.0	0.00	4,320.00	4,320.00	100.0
Other Prof Services/Admin	10640510000	0.00	0.00	0.00	0.0	20,814.45	46,200.00	25,385.55	54.9
Other Prof Services/Ops	10640530000	8,697.71	0.00	(8,697.71)	0.0	107,502.57	128,951.00	21,448.43	16.6
Other Prof Services/Comm	10640541000	8,905.00	0.00	(8,905.00)	0.0	65,972.50	122,000.00	56,027.50	45.9
Other Prof Services/Facilities	10640543000	4,058.66	0.00	(4,058.66)	0.0	69,693.12	44,970.00	(24,723.12)	(55.0)
Other Professional Services-Ambulance	10640550000	19,845.39	0.00	(19,845.39)	0.0	30,877.83	115,735.00	84,857.17	73.3
Legal Services - Routine	10641010000	90.00	0.00	(90.00)	0.0	61,834.23	70,000.00	8,165.77	11.7
Legal Services-Non Routine	10641010600	60.00	0.00	(60.00)	0.0	137,525.58	30,000.00	(107,525.58)	(358.4)
Legal Services - CON Legal & Consulting	10641010605	0.00	0.00	0.00	0.0	11,249.33	25,000.00	13,750.67	55.0
Legal Services - Ambulance	10641050000	0.00	0.00	0.00	0.0	0.00	40,000.00	40,000.00	100.0
Mental Health	10641510000	0.00	0.00	0.00	0.0	96,730.00	128,000.00	31,270.00	24.4
Employee Health / Exams/Ops	10641530000	679.84	0.00	(679.84)	0.0	126,433.12	2,087,634.00	1,961,200.88	93.9
Employee Assistance Program	10642010000	0.00	0.00	0.00	0.0	27,130.00	31,200.00	4,070.00	13.0
Dispatch Services/Ops	10642530000	107,394.94	0.00	(107,394.94)	0.0	1,018,447.57	1,177,392.00	158,944.43	13.5
Dispatch Services - Ambulance	10642550000	0.00	0.00	0.00	0.0	0.00	30,000.00	30,000.00	100.0
Communications/Admin	10643010000	1,551.66	0.00	(1,551.66)	0.0	9,631.62	0.00	(9,631.62)	0.0
Communications	10643041000	6,344.29	0.00	(6,344.29)	0.0	102,125.33	142,820.00	40,694.67	28.5
Communications - Ambulance	10643050000	0.00	0.00	0.00	0.0	0.00	6,000.00	6,000.00	100.0
Dispatch/Admin	10643510000	541.31	0.00	(541.31)	0.0	4,913.38	7,550.00	2,636.62	34.9
Dispatching / Warehouse	10643549000	218.07	0.00	(218.07)	0.0	1,911.36	2,250.00	338.64	15.1
Dispatch - Ambulance	10643550000	0.00	0.00	0.00	0.0	0.00	225.00	225.00	100.0
Board Expenses	10644110000	251.02	0.00	(251.02)	0.0	414.94	500.00	85.06	17.0

9/10/25
2:41:50 PM

CAFMA-Central Arizona Fire and Medical
Income Statement
(Original Budget to Actual Comparison)
For the period of 8/1/2025 Through 8/31/2025

Fund: (10) General Fund

	Account	Actual	Current Period Budget	Variance	%	Actual	Year To Date Budget	Variance	%
Off District Expenses	10644231000	18,659.65	0.00	(18,659.65)	0.0	175,992.00	20,000.00	(155,992.00)	(780.0)
Newspaper Advertising	10647010000	0.00	0.00	0.00	0.0	1,370.06	5,000.00	3,629.94	72.6
Outside Duplication & Printing / Admin	10649010000	0.00	0.00	0.00	0.0	622.10	2,250.00	1,627.90	72.4
Outside Dupl & Printing/Prevention	10649020000	49.13	0.00	(49.13)	0.0	612.98	1,700.00	1,087.02	63.9
Outside Dupl & Printing/Ops	10649030000	890.82	0.00	(890.82)	0.0	1,930.85	2,800.00	869.15	31.0
Insurance	10650010000	0.00	0.00	0.00	0.0	214,917.62	205,800.00	(9,117.62)	(4.4)
Insurance - Ambulance	10650050000	0.00	0.00	0.00	0.0	0.00	8,000.00	8,000.00	100.0
Cable TV	10650843000	1,421.49	0.00	(1,421.49)	0.0	11,760.62	1,575.00	(10,185.62)	(646.7)
Cable TV - Ambulance	10650850000	0.00	0.00	0.00	0.0	0.00	100.00	100.00	100.0
Electric	10651043000	18,956.31	0.00	(18,956.31)	0.0	246,956.57	168,500.00	(78,456.57)	(46.6)
Electric - Ambulance	10651050000	0.00	0.00	0.00	0.0	0.00	9,500.00	9,500.00	100.0
Sanitation Charge - Health/Medical Waste	10651230000	780.63	0.00	(780.63)	0.0	3,223.67	1,000.00	(2,223.67)	(222.4)
Sanitation	10651243000	825.87	0.00	(825.87)	0.0	10,913.31	9,260.00	(1,653.31)	(17.9)
Sanitation - Ambulance	10651250000	0.00	0.00	0.00	0.0	0.00	550.00	550.00	100.0
Natural Gas	10652043000	786.50	0.00	(786.50)	0.0	21,319.39	22,150.00	830.61	3.7
Natural Gas - Ambulance	10652050000	0.00	0.00	0.00	0.0	0.00	1,250.00	1,250.00	100.0
LPG	10653043000	15,001.00	0.00	(15,001.00)	0.0	30,001.80	32,725.00	2,723.20	8.3
LPG - Ambulance	10653050000	0.00	0.00	0.00	0.0	0.00	1,850.00	1,850.00	100.0
Pest Control	10653543000	425.00	0.00	(425.00)	0.0	5,625.00	5,000.00	(625.00)	(12.5)
Water/Sewer-OPS	10654030000	355.00	0.00	(355.00)	0.0	705.00	0.00	(705.00)	0.0
Water/Sewer	10654043000	989.65	0.00	(989.65)	0.0	37,035.85	20,940.00	(16,095.85)	(76.9)
Water/Sewer - Ambulance	10654050000	0.00	0.00	0.00	0.0	0.00	1,200.00	1,200.00	100.0
Hydrant Maintenance	10655130000	0.00	0.00	0.00	0.0	0.00	1,500.00	1,500.00	100.0
Repair & Maint Equip/Admin	10658010000	0.00	0.00	0.00	0.0	0.00	500.00	500.00	100.0
Outside Repair Equip/ Prevention	10658020000	0.00	0.00	0.00	0.0	0.00	500.00	500.00	100.0
Outside Repair Equip/Ops	10658030000	0.00	0.00	0.00	0.0	4,118.97	149,435.00	145,316.03	97.2
Outside Repair Equip/ CARTA	10658035000	0.00	0.00	0.00	0.0	0.00	2,000.00	2,000.00	100.0
Outside Repair Equip/Fac Maint	10658043000	100.00	0.00	(100.00)	0.0	2,419.79	2,700.00	280.21	10.4
Outside Repair/Veh Maint Equip	10658048000	2,686.75	0.00	(2,686.75)	0.0	25,737.13	22,500.00	(3,237.13)	(14.4)
EMS Training	10658735000	0.00	0.00	0.00	0.0	788.46	8,110.00	7,321.54	90.3
CARTA Training Classes	10658835000	0.00	0.00	0.00	0.0	12,672.16	12,200.00	(472.16)	(3.9)
Training & Travel/Admin	10659010000	3,639.81	0.00	(3,639.81)	0.0	42,282.23	34,500.00	(7,782.23)	(22.6)
ining & Travel/Prevention	10659020000	364.00	0.00	(364.00)	0.0	13,896.50	18,600.00	4,703.50	25.3
ining & Travel/OPS	10659030000	9,802.49	0.00	(9,802.49)	0.0	103,269.19	41,445.00	(61,824.19)	(149.2)
ining & Travel Conference-Honor Guard	10659030540	0.00	0.00	0.00	0.0	0.00	1,500.00	1,500.00	100.0
ining & Travel - Pipes and Drums	10659030541	0.00	0.00	0.00	0.0	0.00	3,500.00	3,500.00	100.0
ining & Travel/CARTA	10659035000	144.00	0.00	(144.00)	0.0	19,454.40	30,900.00	11,445.60	37.0
ining & Travel/Communications	10659041000	0.00	0.00	0.00	0.0	18,546.46	13,000.00	(5,546.46)	(42.7)

CAFMA-Central Arizona Fire and Medical
Income Statement
(Original Budget to Actual Comparison)
For the period of 8/1/2025 Through 8/31/2025

Fund: (10) General Fund

	Account	Actual	Current Period Budget	Variance	%	Actual	Year To Date Budget	Variance	%
Training and Travel - Facilities Mtc	10659043000	0.00	0.00	0.00	0.0	5,281.57	7,000.00	1,718.43	24.5
Travel & Training / Fleet Maintenance	10659048000	0.00	0.00	0.00	0.0	6,272.43	4,000.00	(2,272.43)	(56.8)
Travel & Training / Warehouse	10659049000	708.36	0.00	(708.36)	0.0	3,882.76	4,000.00	117.24	2.9
Training & Travel - Ambulance	10659050000	0.00	0.00	0.00	0.0	3,283.67	9,800.00	6,516.33	66.5
Training & Travel/Comm Relations	10659060000	0.00	0.00	0.00	0.0	541.77	3,500.00	2,958.23	84.5
Books & Subscriptions / Training Center/	10659135035	0.00	0.00	0.00	0.0	0.00	1,005.00	1,005.00	100.0
ACLS Upgrade	10659335000	(8,000.00)	0.00	8,000.00	0.0	(1,074.13)	36,000.00	37,074.13	103.0
College - Upper and Lower Division	10659435000	2,343.84	0.00	(2,343.84)	0.0	40,603.68	46,250.00	5,646.32	12.2
Awards / Admin	10659510000	66.23	0.00	(66.23)	0.0	1,411.69	16,075.00	14,663.31	91.2
Awards / Ops	10659530000	57.05	0.00	(57.05)	0.0	4,605.50	0.00	(4,605.50)	0.0
College - Upper Lower Div	10659535000	0.00	0.00	0.00	0.0	71.44	0.00	(71.44)	0.0
Dues / Admin	10660010000	260.00	0.00	(260.00)	0.0	4,264.26	7,190.00	2,925.74	40.7
Dues/Prevention	10660020000	0.00	0.00	0.00	0.0	414.00	1,932.00	1,518.00	78.6
Dues/Operations	10660030000	0.00	0.00	0.00	0.0	1,488.67	4,200.00	2,711.33	64.6
Dues/CARTA	10660035000	0.00	0.00	0.00	0.0	1,212.50	1,635.00	422.50	25.8
Dues/Warehouse	10660049000	0.00	0.00	0.00	0.0	0.00	200.00	200.00	100.0
Dues - AZ Ambulance Association	10660050000	0.00	0.00	0.00	0.0	0.00	1,000.00	1,000.00	100.0
Misc/Admin	10661010000	(399.10)	0.00	399.10	0.0	44,534.23	6,500.00	(38,034.23)	(585.1)
Mileage/Routine	10661010100	0.00	0.00	0.00	0.0	95.14	0.00	(95.14)	0.0
Misc/Prevention	10661020000	0.00	0.00	0.00	0.0	12,612.94	2,880.00	(9,732.94)	(337.9)
Misc/Operations	10661030000	502.31	0.00	(502.31)	0.0	9,424.16	0.00	(9,424.16)	0.0
Misc/Operations - Routine	10661030490	0.00	0.00	0.00	0.0	10.76	2,250.00	2,239.24	99.5
Misc/Operations - Fire Rehab	10661030491	3,635.94	0.00	(3,635.94)	0.0	5,062.58	2,250.00	(2,812.58)	(125.0)
Misc/Operations	10661030492	0.00	0.00	0.00	0.0	0.00	550.00	550.00	100.0
Misc/Promotional Testing	10661030494	0.00	0.00	0.00	0.0	361.93	2,000.00	1,638.07	81.9
Misc/Captain Promotional Testing	10661030496	0.00	0.00	0.00	0.0	0.00	1,200.00	1,200.00	100.0
Misc/Firefighter Recruitment Supplies	10661030498	0.00	0.00	0.00	0.0	0.00	1,000.00	1,000.00	100.0
Misc/Training Center	10661035000	0.00	0.00	0.00	0.0	1,101.98	0.00	(1,101.98)	0.0
Misc/Tech Services	10661041000	25.09	0.00	(25.09)	0.0	212.98	0.00	(212.98)	0.0
Miscellaneous - Facilities	10661043000	0.00	0.00	0.00	0.0	79.16	0.00	(79.16)	0.0
Misc/Fleet	10661048000	447.56	0.00	(447.56)	0.0	447.56	0.00	(447.56)	0.0
Miscellaneous - Ambulance	10661050000	0.00	0.00	0.00	0.0	50.00	1,000.00	950.00	95.0
funds For Adjusted Claims	10661050100	2,530.85	0.00	(2,530.85)	0.0	2,940.93	0.00	(2,940.93)	0.0
ic/Community Relations	10661060000	4.02	0.00	(4.02)	0.0	4.02	0.00	(4.02)	0.0
ntract Services / Comm & IT	10663041000	0.00	0.00	0.00	0.0	5,679.68	8,400.00	2,720.32	32.4
Total Service Expenses		\$236,698.14	\$0.00	\$(236,698.14)	0.0 %	\$3,088,256.90	\$5,312,604.00	\$2,224,347.10	41.9 %
Capital Expenses									

CAFMA-Central Arizona Fire and Medical
Income Statement
(Original Budget to Actual Comparison)
For the period of 8/1/2025 Through 8/31/2025

Fund: (10) General Fund

	Account	Actual	Current Period Budget	Variance	%	Actual	Year To Date Budget	Variance	%
Capital Outlay/ Facilities	10772043000	\$30,474.56	\$0.00	\$(30,474.56)	0.0%	\$230,153.46	\$275,000.00	\$44,846.54	16.3%
Capital Outlay/ Facility - Wages	10772043100	0.00	0.00	0.00	0.0	38,493.16	0.00	(38,493.16)	0.0
Capital Outlay/Vehicles/OPS	10773030000	1,233.88	0.00	(1,233.88)	0.0	726,844.16	470,000.00	(256,844.16)	(54.6)
Capital Outlay/Vehicles-Equip for engine	10773030100	0.00	0.00	0.00	0.0	0.00	86,000.00	86,000.00	100.0
Capital Outlay/ Vehicles/ Tech Services	10773041000	0.00	0.00	0.00	0.0	116,905.12	90,000.00	(26,905.12)	(29.9)
Capital Outlay/ Vehicles/ Facilities	10773043000	0.00	0.00	0.00	0.0	140,695.09	35,000.00	(105,695.09)	(302.0)
Capital Outlay/ Equip/ Prevention	10774020000	0.00	0.00	0.00	0.0	0.00	10,000.00	10,000.00	100.0
Capital Outlay/ Equip/ OPS	10774030000	0.00	0.00	0.00	0.0	122,684.11	288,397.00	165,712.89	57.5
Capital Outlay/ Equip/ CARTA	10774035000	0.00	0.00	0.00	0.0	10,284.74	0.00	(10,284.74)	0.0
Capital Outlay/ Equip/ Fleet Maintenance	10774048000	0.00	0.00	0.00	0.0	17,416.99	90,000.00	72,583.01	80.6
Capital Outlay-Equipment-Ambulance	10774050000	0.00	0.00	0.00	0.0	97,000.73	50,000.00	(47,000.73)	(94.0)
Capital Outlay - Comm/IT	10775041000	14,169.62	0.00	(14,169.62)	0.0	276,719.48	545,000.00	268,280.52	49.2
Total Capital Expenses		\$45,878.06	\$0.00	\$(45,878.06)	0.0 %	\$1,777,197.04	\$1,939,397.00	\$162,199.96	8.4 %
Total Expenses		\$3,153,336.67		\$(3,153,336.67)		\$44,798,749.18	\$46,723,115.00	\$1,924,365.82	4.1%
Income (Loss) from Operations		\$(2,524,564.21)	\$0.00	\$(2,524,564.21)	0.0%	\$(4,238,449.46)	\$(593,680.00)	\$(3,644,769.46)	(613.9)%
<u>Contingency</u>									
Funded Contingency/Admin	10780010000	\$0.00	\$0.00	\$0.00	0.0%	\$0.00	\$(144,307.00)	\$144,307.00	100.0%
Funded Contingency/Prevention	10780020000	0.00	0.00	0.00	0.0	0.00	(41,753.00)	41,753.00	100.0
Funded Contingency/OPS	10780030000	0.00	0.00	0.00	0.0	(1,658,190.47)	(1,635,626.00)	(22,564.47)	(1.4)
Funded Contingency/Training	10780035000	0.00	0.00	0.00	0.0	0.00	(42,840.00)	42,840.00	100.0
Funded Contingency/Tech Serv	10780041000	0.00	0.00	0.00	0.0	0.00	(108,329.00)	108,329.00	100.0
Funded Contingency/Facilities	10780043000	0.00	0.00	0.00	0.0	0.00	(50,334.00)	50,334.00	100.0
Funded Contingency/Fleet Main	10780048000	0.00	0.00	0.00	0.0	0.00	(84,004.00)	84,004.00	100.0
Funded Contingency/Warehouse	10780049000	0.00	0.00	0.00	0.0	0.00	(36,642.00)	36,642.00	100.0
Contingency - Ambulance	10780050000	0.00	0.00	0.00	0.0	0.00	(93,680.00)	93,680.00	100.0
Contingency/Community Relations	10780060000	0.00	0.00	0.00	0.0	0.00	(11,576.00)	11,576.00	100.0
Total Contingency		\$0.00	\$0.00	\$0.00	0.0 %	\$(1,658,190.47)	\$(2,249,091.00)	\$590,900.53	26.3 %
Net Income (Loss)		\$(2,524,564.21)	\$0.00	\$(2,524,564.21)	0.0%	\$(5,896,639.93)	\$(2,842,771.00)	\$(3,053,868.93)	(107.4)%

9/11/25
12:05:01 PM

CAFMA-Central Arizona Fire and Medical

Balance Sheet
As of 8/31/2025

Assets

Current Assets

Cash with Yavapai County	\$3,269,139.50	
PSPRS Contingency Res Fund Restricted	2,033,155.87	
115 Trust - Restricted	8,654,239.56	
Accounts Receivable	(1,230,048.21)	
Retiree/Insurance Receivable	13,257.15	
Lease Receivable	130,140.62	
Capital Reserve Fund	8,303,634.19	
Total Current Assets		\$21,173,518.68

Total Assets

\$21,173,518.68

Liabilities and Net Assets

Current Liabilities

Accrued Payroll Expenses	\$(2,006.04)	
Employee Retirement Gift Fund	(417.50)	
Credit Card Payable	(47,566.48)	
Ambulance Payable	(98,140.34)	
Federal Tax Payable	(103,416.18)	
State Tax Payable	(20,963.11)	
PSPRS Payable	(247,052.69)	
ASRS Payable	(36,072.12)	
Medicare Withheld	(26,863.36)	
Deferred Inflow - Leases	124,974.37	
Union Dues Withheld	(5,176.15)	
CAFMA PAC Fund	(266.98)	
Fire PAC	(133.13)	
CAFMA Fire Fighter Charities	(222.16)	
Co-op Ded. Withheld	(527.40)	
PEHP Payable	(18,896.70)	
Union Legal Representation	(18.48)	
Medical Insurance Withheld	4,171.64	
Dental Insurance Withheld	110.00	
Vision Insurance Withheld	55.39	
HSA Withheld	(35,917.15)	
Roth Post Tax Contributions	(18,369.28)	
Supplemental Insurance Withheld	(140.70)	
Def Comp 401A - Employees	(39,457.47)	
PSPRDCRP-PSPRS DC	(21,516.83)	
Deferred Compensation	(38,604.36)	
Wage Garnishment	(1,257.79)	
Deferred Revenue	95,540.92	
Total Current Liabilities		\$(538,150.08)

Total Liabilities

\$(538,150.08)

Net Assets

Fund Balance	\$18,319,438.22	
Capital Reserve Fund Balance	8,810,862.76	
Current Year Net Assets	(5,418,632.22)	
Total Net Assets		21,711,668.76
Total Liabilities and Net Assets		<u>\$21,173,518.68</u>

CAFMA-Central Arizona Fire and Medical
GL Account Ledger - Detail By Period
8/1/2025 through 8/31/2025

Batch	Journal	Entry #	Date	Job	Document	Description	Debits	Credits	Balance
10.1100.0.0.000			CASH WITH YAVAPAI COUNTY						\$6,417,215.24
3321	CD	2044855	08/04/25		756730951	A1 Water Bulk Delivery Svc LLC - Cash Disbursement A1WADE	-	175.00	6,417,040.24
3321	CD	2044857	08/04/25		756730952	Able Saw, LLC - Cash Disbursement ABLSAW	-	360.68	6,416,679.56
3321	CD	2044859	08/04/25		756730953	Arizona General / Ace Hardware - Cash Disbursement ACEHAR	-	22.84	6,416,656.72
3321	CD	2044863	08/04/25		756730954	American Express, Inc. - Cash Disbursement AMEEXP	-	97.28	6,416,559.44
3321	CD	2044867	08/04/25		756730955	Amsoil Inc - Cash Disbursement AMSOIL	-	4,045.12	6,412,514.32
3321	CD	2044870	08/04/25		756730956	Bennett Oil - Cash Disbursement BENOIL	-	2,204.87	6,410,309.45
3321	CD	2044873	08/04/25		756730957	Best Pick Disposal, Inc - Cash Disbursement BEPIDI	-	537.87	6,409,771.58
3321	CD	2044882	08/04/25		756730958	Bob Murray and Associates - Cash Disbursement BOMUAS	-	6,000.00	6,403,771.58
3321	CD	2044884	08/04/25		756730959	Bound Tree Medical LLC - Cash Disbursement BOTRME	-	10,325.92	6,393,445.66
3321	CD	2044893	08/04/25		756730960	B & W Fire Security Systems - Cash Disbursement BWFISE	-	100.00	6,393,345.66
3321	CD	2044895	08/04/25		756730961	Chase Bank - Cash Disbursement CHASE	-	7,800.00	6,385,545.66
3321	CD	2044902	08/04/25		756730962	Chase Bank - Cash Disbursement CHASE	-	1,023,027.32	5,362,518.34
3321	CD	2044933	08/04/25		756730964	L.N. Curtis & Sons - Cash Disbursement CUTOHE	-	13,673.69	5,348,844.65
3321	CD	2044937	08/04/25		756730965	DESERT REVIVAL SERVICES LLC - Cash Disbursement DERESE	-	440.00	5,348,404.65
3321	CD	2044939	08/04/25		756730966	ELWOOD STAFFING - Cash Disbursement ELWSTA	-	952.40	5,347,452.25
3321	CD	2044941	08/04/25		756730967	ERP ADVISORS GROUP - Cash Disbursement ERPADV	-	4,600.00	5,342,852.25
3321	CD	2044944	08/04/25		756730968	FACTORY MOTOR PARTS - Cash Disbursement FAMOPA	-	470.44	5,342,381.81
3321	CD	2044950	08/04/25		756730969	FEDEX - Cash Disbursement FEDEXP	-	218.07	5,342,163.74
3321	CD	2044952	08/04/25		756730970	Globalstar - Cash Disbursement GLOBAL	-	285.07	5,341,878.67
3321	CD	2044954	08/04/25		756730971	GRANITE TELECOMMUNICATIONS LLC - Cash Disbursement GRANET	-	497.74	5,341,380.93
3321	CD	2044956	08/04/25		756730972	Interstate Batteries - Cash Disbursement INTBAT	-	82.76	5,341,298.17
3321	CD	2044958	08/04/25		756730973	United States Treasury - Cash Disbursement IRS	-	497.97	5,340,800.20
3321	CD	2044960	08/04/25		756730974	Manzanita Landscaping, Inc - Cash Disbursement MANLAN	-	231.95	5,340,568.25
3321	CD	2044962	08/04/25		756730975	Matheson Tri-Gas, Inc - Cash Disbursement MATTRI	-	4,326.25	5,336,242.00
3321	CD	2044976	08/04/25		756730976	NAPA Auto Parts - Cash Disbursement NAAUPA	-	217.25	5,336,024.75
3321	CD	2044981	08/04/25		756730977	O'Reilly Auto Parts - Cash Disbursement ORAUPA	-	378.08	5,335,646.67
3321	CD	2044986	08/04/25		756730978	PAPETTI SAMUELS WEISS MCKIRGAN - Cash Disbursement PASAWE	-	60.00	5,335,586.67
3321	CD	2044988	08/04/25		756730979	Pediatric Emergency Standards - Cash Disbursement PEEMST	-	4,987.71	5,330,598.96
3321	CD	2044990	08/04/25		756730980	Pinon Painting LLC - Cash Disbursement PINPAI	-	7,500.00	5,323,098.96
3321	CD	2044993	08/04/25		756730981	Prescott Steel & Welding - Cash Disbursement PRSTWE	-	564.23	5,322,534.73
3321	CD	2044996	08/04/25		756730982	Purple Sage Embroidery & Award - Cash Disbursement PUSAEM	-	16.37	5,322,518.36
3321	CD	2044999	08/04/25		756730983	Prescott Valley Ace Hardware - Cash Disbursement PVACHA	-	145.65	5,322,372.71
3321	CD	2045005	08/04/25		756730984	QUADIENT FINANCE USA - Cash Disbursement QUAFIN	-	500.00	5,321,872.71

CAFMA-Central Arizona Fire and Medical
GL Account Ledger - Detail By Period
8/1/2025 through 8/31/2025

Batch	Journal	Entry #	Date	Job	Document	Description	Debits	Credits	Balance
10.1100.0.0.000			CASH WITH YAVAPAI COUNTY (CONTINUED)						
3321	CD	2045007	08/04/25		756730985	Questionmark Corporation - Cash Disbursement QUECOR	\$-	\$5,870.00	\$5,316,002.71
3321	CD	2045009	08/04/25		756730986	Sherwin Williams Company - Cash Disbursement SHEWIL	-	40.34	5,315,962.37
3321	CD	2045011	08/04/25		756730987	Staples Contract & Commerc.Inc - Cash Disbursement STACOM	-	51.35	5,315,911.02
3321	CD	2045013	08/04/25		756730988	Unisource Energy Services - Cash Disbursement UNENSE	-	308.78	5,315,602.24
3321	CD	2045021	08/04/25		756730989	Wex Bank - Cash Disbursement WEXBAN	-	20,372.28	5,295,229.96
3321	CD	2045026	08/04/25		756730990	xByte Technologies, Inc - Cash Disbursement XBYTEC	-	2,072.09	5,293,157.87
3321	CD	2045031	08/04/25		756730991	Yavapai Fleet Yavapai Machine - Cash Disbursement YAFLIN	-	26.94	5,293,130.93
3321	CD	2045033	08/04/25		756730992	YORK CHRYSLER DODGE JEEP RAM - Cash Disbursement YORK	-	521.16	5,292,609.77
3321	CD	2044911	08/04/25		DIR.DEP.PPE.07.26.25	Chase Bank - PR - DIRECT DEPOSIT- PPE 07.26.25	485,371.68	-	5,777,981.45
3321	CD	2044912	08/04/25		DIR.DEP.PPE.07.26.25	Chase Bank - PR - DIRECT DEPOSIT 3 - PPE 07.26.25	3,250.00	-	5,781,231.45
3321	CD	2044913	08/04/25		DIR.DEP.PPE.07.26.25	Chase Bank - PR - DIRECT DEPOSIT 2 - PPE 07.26.25	8,202.64	-	5,789,434.09
3321	CD	2044914	08/04/25		DIR.DEP.PPE.07.26.25	Chase Bank - PR - DIRECT DEPOSIT 1 - PPE 07.26.25	32,156.41	-	5,821,590.50
3319	PR	2040217	08/05/25		38136	Amaya, Aaron M. - Payroll Bi-Weekly-Direct Deposit 8/5/2025	-	2,275.77	5,819,314.73
3319	PR	2040244	08/05/25		38137	Anglin, Jake J. - Payroll Bi-Weekly-Direct Deposit 8/5/2025	-	2,536.30	5,816,778.43
3319	PR	2040272	08/05/25		38138	Apolinar, Johnathan R. - Payroll Bi-Weekly-Direct Deposit 8/5/2025	-	2,563.45	5,814,214.98
3319	PR	2040301	08/05/25		38139	Aponte, Anthony M. - Payroll Bi-Weekly-Direct Deposit 8/5/2025	-	1,700.79	5,812,514.19
3319	PR	2040323	08/05/25		38140	Baker, Mark A. - Payroll Bi-Weekly-Direct Deposit 8/5/2025	-	2,642.89	5,809,871.30
3319	PR	2040345	08/05/25		38141	Baraban, Owen M. - Payroll Bi-Weekly-Direct Deposit 8/5/2025	-	1,746.32	5,808,124.98
3319	PR	2040367	08/05/25		38142	Barnes, Lee T. - Payroll Bi-Weekly-Direct Deposit 8/5/2025	-	4,303.29	5,803,821.69
3319	PR	2040388	08/05/25		38143	Barnum, Josh M. - Payroll Bi-Weekly-Direct Deposit 8/5/2025	-	3,282.52	5,800,539.17
3319	PR	2040413	08/05/25		38144	Basurto-Cancino, Leobardo - Payroll Bi-Weekly-Direct Deposit 8/5/2025	-	2,718.63	5,797,820.54
3319	PR	2040435	08/05/25		38145	Batista, Riley R. - Payroll Bi-Weekly-Direct Deposit 8/5/2025	-	1,625.48	5,796,195.06
3319	PR	2040456	08/05/25		38146	Bickel, Kristofer M. - Payroll Bi-Weekly-Direct Deposit 8/5/2025	-	1,772.03	5,794,423.03
3319	PR	2040482	08/05/25		38147	Blair, Wyatt L. - Payroll Bi-Weekly-Direct Deposit 8/5/2025	-	2,375.46	5,792,047.57
3319	PR	2040503	08/05/25		38148	Blum, Rodney A. - Payroll Bi-Weekly-Direct Deposit 8/5/2025	-	2,182.45	5,789,865.12
3319	PR	2040525	08/05/25		38149	Brown, Laycee E. - Payroll Bi-Weekly-Direct Deposit 8/5/2025	-	1,731.59	5,788,133.53
3319	PR	2040547	08/05/25		38150	Brown Jr, Dennis F. - Payroll Bi-Weekly-Direct Deposit 8/5/2025	-	3,222.77	5,784,910.76
3319	PR	2040573	08/05/25		38151	Brunk, Jacob A. - Payroll Bi-Weekly-Direct Deposit 8/5/2025	-	3,514.26	5,781,396.50

CAFMA-Central Arizona Fire and Medical
GL Account Ledger - Detail By Period
8/1/2025 through 8/31/2025

Batch	Journal	Entry #	Date	Job	Document	Description	Debits	Credits	Balance
10.1100.0.0.000			CASH WITH YAVAPAI COUNTY (CONTINUED)						
3319	PR	2040598	08/05/25		38152	Buchanan, Ben D. - Payroll Bi-Weekly-Direct Deposit 8/5/2025	\$-	\$5,226.41	\$5,776,170.09
3319	PR	2040619	08/05/25		38153	Bulters, Scott D. - Payroll Bi-Weekly-Direct Deposit 8/5/2025	-	4,796.17	5,771,373.92
3319	PR	2040643	08/05/25		38154	Buntin, Darrell R. - Payroll Bi-Weekly-Direct Deposit 8/5/2025	-	2,748.94	5,768,624.98
3319	PR	2040666	08/05/25		38155	Burch, Brian J. - Payroll Bi-Weekly-Direct Deposit 8/5/2025	-	2,729.94	5,765,895.04
3319	PR	2040695	08/05/25		38156	Burch, Caden C. - Payroll Bi-Weekly-Direct Deposit 8/5/2025	-	1,907.12	5,763,987.92
3319	PR	2040717	08/05/25		38157	Burchard, Benjamin A. - Payroll Bi-Weekly-Direct Deposit 8/5/2025	-	1,517.31	5,762,470.61
3319	PR	2040739	08/05/25		38158	Bushman, James V. - Payroll Bi-Weekly-Direct Deposit 8/5/2025	-	4,329.86	5,758,140.75
3319	PR	2040762	08/05/25		38159	Butler, Jason - Payroll Bi-Weekly-Direct Deposit 8/5/2025	-	4,385.88	5,753,754.87
3319	PR	2040791	08/05/25		38160	Butterfield, Jesse D. - Payroll Bi-Weekly-Direct Deposit 8/5/2025	-	2,328.08	5,751,426.79
3319	PR	2040812	08/05/25		38161	Campos, Brandon J. - Payroll Bi-Weekly-Direct Deposit 8/5/2025	-	1,728.79	5,749,698.00
3319	PR	2040843	08/05/25		38162	Carpenter, Noah W. - Payroll Bi-Weekly-Direct Deposit 8/5/2025	-	1,629.98	5,748,068.02
3319	PR	2040870	08/05/25		38163	Castello, Michael A. - Payroll Bi-Weekly-Direct Deposit 8/5/2025	-	2,385.43	5,745,682.59
3319	PR	2040895	08/05/25		38164	Cazaly, Marshall - Payroll Bi-Weekly-Direct Deposit 8/5/2025	-	2,776.17	5,742,906.42
3319	PR	2040916	08/05/25		38165	Cirzan, Jayce S. - Payroll Bi-Weekly-Direct Deposit 8/5/2025	-	1,790.81	5,741,115.61
3319	PR	2040938	08/05/25		38166	Clark, Erskine E. - Payroll Bi-Weekly-Direct Deposit 8/5/2025	-	2,153.07	5,738,962.54
3319	PR	2040968	08/05/25		38167	Collins, Seth M. - Payroll Bi-Weekly-Direct Deposit 8/5/2025	-	4,910.31	5,734,052.23
3319	PR	2040992	08/05/25		38168	Copenhaver, Douglas J. - Payroll Bi-Weekly-Direct Deposit 8/5/2025	-	3,254.63	5,730,797.60
3319	PR	2041015	08/05/25		38169	Coronado, Nathaniel A. - Payroll Bi-Weekly-Direct Deposit 8/5/2025	-	2,742.99	5,728,054.61
3319	PR	2041036	08/05/25		38170	Cox, Phillip C. - Payroll Bi-Weekly-Direct Deposit 8/5/2025	-	2,860.61	5,725,194.00
3319	PR	2041060	08/05/25		38171	Craik, John P. - Payroll Bi-Weekly-Direct Deposit 8/5/2025	-	2,202.84	5,722,991.16
3319	PR	2041088	08/05/25		38172	Croft, Adam J. - Payroll Bi-Weekly-Direct Deposit 8/5/2025	-	3,465.36	5,719,525.80
3319	PR	2041110	08/05/25		38173	Crossman, Eric L. - Payroll Bi-Weekly-Direct Deposit 8/5/2025	-	3,018.60	5,716,507.20
3319	PR	2041137	08/05/25		38174	Cruz, Steven R. - Payroll Bi-Weekly-Direct Deposit 8/5/2025	-	2,192.09	5,714,315.11
3319	PR	2041164	08/05/25		38175	DalCerro, Matthew R. - Payroll Bi-Weekly-Direct Deposit 8/5/2025	-	2,157.78	5,712,157.33
3319	PR	2041183	08/05/25		38176	Davidson, Glenn T. - Payroll Bi-Weekly-Direct Deposit 8/5/2025	-	4,168.09	5,707,989.24

CAFMA-Central Arizona Fire and Medical
GL Account Ledger - Detail By Period
8/1/2025 through 8/31/2025

Batch	Journal	Entry #	Date	Job	Document	Description	Debits	Credits	Balance
10.1100.0.0.000			CASH WITH YAVAPAI COUNTY (CONTINUED)						
3319	PR	2041199	08/05/25		38177	Davis, Bradley M. - Payroll Bi-Weekly-Direct Deposit 8/5/2025	\$-	\$4,219.47	\$5,703,769.77
3319	PR	2041221	08/05/25		38178	Dawson, Logan J. - Payroll Bi-Weekly-Direct Deposit 8/5/2025	-	1,651.22	5,702,118.55
3319	PR	2041242	08/05/25		38179	Dawson, Megan E. - Payroll Bi-Weekly-Direct Deposit 8/5/2025	-	1,845.03	5,700,273.52
3319	PR	2041266	08/05/25		38180	Deering, Andrew L. - Payroll Bi-Weekly-Direct Deposit 8/5/2025	-	1,258.38	5,699,015.14
3319	PR	2041289	08/05/25		38181	Delbridge, Corey A. - Payroll Bi-Weekly-Direct Deposit 8/5/2025	-	1,848.73	5,697,166.41
3319	PR	2041315	08/05/25		38182	DiVall, Nelson - Payroll Bi-Weekly-Direct Deposit 8/5/2025	-	2,163.55	5,695,002.86
3319	PR	2041342	08/05/25		38183	Dibble, Gordon L. - Payroll Bi-Weekly-Direct Deposit 8/5/2025	-	3,271.08	5,691,731.78
3319	PR	2041366	08/05/25		38184	Dixson, Susanne M. - Payroll Bi-Weekly-Direct Deposit 8/5/2025	-	3,141.19	5,688,590.59
3319	PR	2041392	08/05/25		38185	DuCharme, Zachary J. - Payroll Bi-Weekly-Direct Deposit 8/5/2025	-	2,545.12	5,686,045.47
3319	PR	2041413	08/05/25		38186	Duplessis, Robert A. - Payroll Bi-Weekly-Direct Deposit 8/5/2025	-	2,973.55	5,683,071.92
3319	PR	2041439	08/05/25		38187	Dwyer, Jonathan M. - Payroll Bi-Weekly-Direct Deposit 8/5/2025	-	2,992.64	5,680,079.28
3319	PR	2041466	08/05/25		38188	Eckle, Kellan J. - Payroll Bi-Weekly-Direct Deposit 8/5/2025	-	2,678.04	5,677,401.24
3319	PR	2041489	08/05/25		38189	Edwards, David S. - Payroll Bi-Weekly-Direct Deposit 8/5/2025	-	3,617.15	5,673,784.09
3319	PR	2041508	08/05/25		38190	Ely, Trey D. - Payroll Bi-Weekly-Direct Deposit 8/5/2025	-	1,798.34	5,671,985.75
3319	PR	2041529	08/05/25		38191	Engel, Nicole - Payroll Bi-Weekly-Direct Deposit 8/5/2025	-	1,397.71	5,670,588.04
3319	PR	2041552	08/05/25		38192	Estrada, Emilio C. - Payroll Bi-Weekly-Direct Deposit 8/5/2025	-	2,126.36	5,668,461.68
3319	PR	2041572	08/05/25		38193	Fabits, Cullen M. - Payroll Bi-Weekly-Direct Deposit 8/5/2025	-	1,791.31	5,666,670.37
3319	PR	2041593	08/05/25		38194	Fast, Teresa A. - Payroll Bi-Weekly-Direct Deposit 8/5/2025	-	1,397.81	5,665,272.56
3319	PR	2041615	08/05/25		38195	Feddema, John J. - Payroll Bi-Weekly-Direct Deposit 8/5/2025	-	4,697.59	5,660,574.97
3319	PR	2041644	08/05/25		38196	Ferris, Ryan M. - Payroll Bi-Weekly-Direct Deposit 8/5/2025	-	2,716.19	5,657,858.78
3319	PR	2041666	08/05/25		38197	Fields, Brody J. - Payroll Bi-Weekly-Direct Deposit 8/5/2025	-	2,652.66	5,655,206.12
3319	PR	2041693	08/05/25		38198	Finnegan, Liam - Payroll Bi-Weekly-Direct Deposit 8/5/2025	-	1,652.28	5,653,553.84
3319	PR	2041723	08/05/25		38199	Fournier, Nick T. - Payroll Bi-Weekly-Direct Deposit 8/5/2025	-	3,171.58	5,650,382.26
3319	PR	2041745	08/05/25		38200	Frazier, Antonio - Payroll Bi-Weekly-Direct Deposit 8/5/2025	-	4,513.09	5,645,869.17
3319	PR	2041766	08/05/25		38201	Freeman, Michael - Payroll Bi-Weekly-Direct Deposit 8/5/2025	-	2,262.61	5,643,606.56
3319	PR	2041789	08/05/25		38202	Gallman, Timothy B. - Payroll Bi-Weekly-Direct Deposit 8/5/2025	-	1,768.25	5,641,838.31

CAFMA-Central Arizona Fire and Medical
GL Account Ledger - Detail By Period
8/1/2025 through 8/31/2025

Batch	Journal	Entry #	Date	Job	Document	Description	Debits	Credits	Balance
10.1100.0.0.000			CASH WITH YAVAPAI COUNTY (CONTINUED)						
3319	PR	2041815	08/05/25		38203	Gardea Chaparro, Ivonne - Payroll Bi-Weekly-Direct Deposit 8/5/2025	\$-	\$1,497.88	\$5,640,340.43
3319	PR	2041841	08/05/25		38204	Gentle, Joshua A. - Payroll Bi-Weekly-Direct Deposit 8/5/2025	-	1,980.01	5,638,360.42
3319	PR	2041864	08/05/25		38205	Gillihan, Jim W. - Payroll Bi-Weekly-Direct Deposit 8/5/2025	-	2,371.39	5,635,989.03
3319	PR	2041888	08/05/25		38206	Ginn, James E. - Payroll Bi-Weekly-Direct Deposit 8/5/2025	-	2,879.03	5,633,110.00
3319	PR	2041913	08/05/25		38207	Goodman, Laurie K. - Payroll Bi-Weekly-Direct Deposit 8/5/2025	-	2,184.45	5,630,925.55
3319	PR	2041946	08/05/25		38208	Gray, JT A. - Payroll Bi-Weekly-Direct Deposit 8/5/2025	-	2,224.16	5,628,701.39
3319	PR	2041973	08/05/25		38209	Guzzo, Nicholas R. - Payroll Bi-Weekly-Direct Deposit 8/5/2025	-	2,162.52	5,626,538.87
3319	PR	2042003	08/05/25		38210	Hall, Jace R. - Payroll Bi-Weekly-Direct Deposit 8/5/2025	-	5,054.29	5,621,484.58
3319	PR	2042034	08/05/25		38211	Hampton, Daniel A. - Payroll Bi-Weekly-Direct Deposit 8/5/2025	-	3,693.37	5,617,791.21
3319	PR	2042060	08/05/25		38212	Harper, Leslie R. - Payroll Bi-Weekly-Direct Deposit 8/5/2025	-	4,590.36	5,613,200.85
3319	PR	2042082	08/05/25		38213	Hernandez, Gabino J. - Payroll Bi-Weekly-Direct Deposit 8/5/2025	-	1,753.08	5,611,447.77
3319	PR	2042104	08/05/25		38214	Hlavacek, Evan - Payroll Bi-Weekly-Direct Deposit 8/5/2025	-	2,943.00	5,608,504.77
3319	PR	2042129	08/05/25		38215	Hoobler, Cammi L. - Payroll Bi-Weekly-Direct Deposit 8/5/2025	-	1,658.64	5,606,846.13
3319	PR	2042153	08/05/25		38216	Horstman, Stephen W. - Payroll Bi-Weekly-Direct Deposit 8/5/2025	-	5,689.10	5,601,157.03
3319	PR	2042177	08/05/25		38217	Huddleston, Michael B. - Payroll Bi-Weekly-Direct Deposit 8/5/2025	-	3,465.97	5,597,691.06
3319	PR	2042203	08/05/25		38218	Hutchison, Ethan K. - Payroll Bi-Weekly-Direct Deposit 8/5/2025	-	2,427.20	5,595,263.86
3319	PR	2042227	08/05/25		38219	Isbell, Tienna B. - Payroll Bi-Weekly-Direct Deposit 8/5/2025	-	1,884.09	5,593,379.77
3319	PR	2042253	08/05/25		38220	Jacobson, Terrence L. - Payroll Bi-Weekly-Direct Deposit 8/5/2025	-	2,275.02	5,591,104.75
3319	PR	2042272	08/05/25		38221	James, Ian S. - Payroll Bi-Weekly-Direct Deposit 8/5/2025	-	2,286.52	5,588,818.23
3319	PR	2042296	08/05/25		38222	Jimenez, Valentin - Payroll Bi-Weekly-Direct Deposit 8/5/2025	-	2,251.23	5,586,567.00
3319	PR	2042319	08/05/25		38223	Johnson, Carrie A. - Payroll Bi-Weekly-Direct Deposit 8/5/2025	-	3,283.66	5,583,283.34
3319	PR	2042345	08/05/25		38224	Jones, Shaun D. - Payroll Bi-Weekly-Direct Deposit 8/5/2025	-	3,343.09	5,579,940.25
3319	PR	2042367	08/05/25		38225	Jordan, Tessa M. - Payroll Bi-Weekly-Direct Deposit 8/5/2025	-	1,558.60	5,578,381.65
3319	PR	2042395	08/05/25		38226	Kelley, Jacob R. - Payroll Bi-Weekly-Direct Deposit 8/5/2025	-	1,691.17	5,576,690.48
3319	PR	2042421	08/05/25		38227	Khazaal, Joshua R. - Payroll Bi-Weekly-Direct Deposit 8/5/2025	-	1,769.35	5,574,921.13
3319	PR	2042449	08/05/25		38228	King, Jeremiah D. - Payroll Bi-Weekly-Direct Deposit 8/5/2025	-	4,689.63	5,570,231.50

CAFMA-Central Arizona Fire and Medical
GL Account Ledger - Detail By Period
8/1/2025 through 8/31/2025

Batch	Journal	Entry #	Date	Job	Document	Description	Debits	Credits	Balance
10.1100.0.0.000			CASH WITH YAVAPAI COUNTY (CONTINUED)						
3319	PR	2042476	08/05/25		38229	Kirk, Jaron J. - Payroll Bi-Weekly-Direct Deposit 8/5/2025	\$-	\$3,527.96	\$5,566,703.54
3319	PR	2042497	08/05/25		38230	Kohler, Travis W. - Payroll Bi-Weekly-Direct Deposit 8/5/2025	-	2,586.03	5,564,117.51
3319	PR	2042524	08/05/25		38231	Kontz, Andrew M. - Payroll Bi-Weekly-Direct Deposit 8/5/2025	-	2,252.16	5,561,865.35
3319	PR	2042550	08/05/25		38232	Kontz, Michael V. - Payroll Bi-Weekly-Direct Deposit 8/5/2025	-	2,743.10	5,559,122.25
3319	PR	2042569	08/05/25		38233	Krizo, Denise M. - Payroll Bi-Weekly-Direct Deposit 8/5/2025	-	1,240.03	5,557,882.22
3319	PR	2042583	08/05/25		38234	Kuykendall, Jeffrey W. - Payroll Bi-Weekly-Direct Deposit 8/5/2025	-	3,854.99	5,554,027.23
3319	PR	2042606	08/05/25		38235	Legge, David B. - Payroll Bi-Weekly-Direct Deposit 8/5/2025	-	3,798.91	5,550,228.32
3319	PR	2042632	08/05/25		38236	Lindh, Matthew W. - Payroll Bi-Weekly-Direct Deposit 8/5/2025	-	1,758.41	5,548,469.91
3319	PR	2042654	08/05/25		38237	Litchfield, Ronald K. - Payroll Bi-Weekly-Direct Deposit 8/5/2025	-	2,470.57	5,545,999.34
3319	PR	2042676	08/05/25		38238	Lopez, Nelson P. - Payroll Bi-Weekly-Direct Deposit 8/5/2025	-	2,356.28	5,543,643.06
3319	PR	2042702	08/05/25		38239	Lund, Kyle L. - Payroll Bi-Weekly-Direct Deposit 8/5/2025	-	2,637.48	5,541,005.58
3319	PR	2042726	08/05/25		38240	Lynch, Peter J. - Payroll Bi-Weekly-Direct Deposit 8/5/2025	-	2,229.13	5,538,776.45
3319	PR	2042749	08/05/25		38241	Lys, Damian P. - Payroll Bi-Weekly-Direct Deposit 8/5/2025	-	3,308.62	5,535,467.83
3319	PR	2042770	08/05/25		38242	M'Kadmi, Kaouther Z. - Payroll Bi-Weekly-Direct Deposit 8/5/2025	-	1,880.97	5,533,586.86
3319	PR	2042791	08/05/25		38243	Madden, James P. - Payroll Bi-Weekly-Direct Deposit 8/5/2025	-	1,718.30	5,531,868.56
3319	PR	2042815	08/05/25		38244	Massa, Joseph M. - Payroll Bi-Weekly-Direct Deposit 8/5/2025	-	2,325.93	5,529,542.63
3319	PR	2042835	08/05/25		38245	Mauldin, Karen S. - Payroll Bi-Weekly-Direct Deposit 8/5/2025	-	3,159.91	5,526,382.72
3319	PR	2042850	08/05/25		38246	Mazon, Joshua M. - Payroll Bi-Weekly-Direct Deposit 8/5/2025	-	2,541.03	5,523,841.69
3319	PR	2042880	08/05/25		38247	McCarthy, Nicholas A. - Payroll Bi-Weekly-Direct Deposit 8/5/2025	-	1,519.53	5,522,322.16
3319	PR	2042905	08/05/25		38248	McCarty, Daniel L. - Payroll Bi-Weekly-Direct Deposit 8/5/2025	-	7,370.54	5,514,951.62
3319	PR	2042930	08/05/25		38249	McFadden, Matthew C. - Payroll Bi-Weekly-Direct Deposit 8/5/2025	-	2,182.92	5,512,768.70
3319	PR	2042957	08/05/25		38250	McFadden, Michael J. - Payroll Bi-Weekly-Direct Deposit 8/5/2025	-	2,682.18	5,510,086.52
3319	PR	2042981	08/05/25		38251	McIntire, Jacob V. - Payroll Bi-Weekly-Direct Deposit 8/5/2025	-	2,266.72	5,507,819.80
3319	PR	2043004	08/05/25		38252	Merrill, Eric R. - Payroll Bi-Weekly-Direct Deposit 8/5/2025	-	3,356.85	5,504,462.95
3319	PR	2043033	08/05/25		38253	Moore, Aaron J. - Payroll Bi-Weekly-Direct Deposit 8/5/2025	-	2,717.84	5,501,745.11

CAFMA-Central Arizona Fire and Medical
GL Account Ledger - Detail By Period
8/1/2025 through 8/31/2025

Batch	Journal	Entry #	Date	Job	Document	Description	Debits	Credits	Balance
10.1100.0.0.000			CASH WITH YAVAPAI COUNTY (CONTINUED)						
3319	PR	2043061	08/05/25		38254	Moore, Ryan T. - Payroll Bi-Weekly-Direct Deposit 8/5/2025	\$-	\$6,411.35	\$5,495,333.76
3319	PR	2043087	08/05/25		38255	Moreland, Cole D. - Payroll Bi-Weekly-Direct Deposit 8/5/2025	-	1,599.35	5,493,734.41
3319	PR	2043113	08/05/25		38256	Muniz, Thomas E. - Payroll Bi-Weekly-Direct Deposit 8/5/2025	-	2,503.04	5,491,231.37
3319	PR	2043140	08/05/25		38257	Nall, William T. - Payroll Bi-Weekly-Direct Deposit 8/5/2025	-	2,201.32	5,489,030.05
3319	PR	2043164	08/05/25		38258	Nelson, Michael J. - Payroll Bi-Weekly-Direct Deposit 8/5/2025	-	1,887.48	5,487,142.57
3319	PR	2043188	08/05/25		38259	Newman, Tristan J. - Payroll Bi-Weekly-Direct Deposit 8/5/2025	-	2,227.58	5,484,914.99
3319	PR	2043214	08/05/25		38260	Niemynski, Doug T. - Payroll Bi-Weekly-Direct Deposit 8/5/2025	-	4,117.53	5,480,797.46
3319	PR	2043240	08/05/25		38261	Nolan, Jason K. - Payroll Bi-Weekly-Direct Deposit 8/5/2025	-	2,295.07	5,478,502.39
3319	PR	2043262	08/05/25		38262	O'Neil, Kevin T. - Payroll Bi-Weekly-Direct Deposit 8/5/2025	-	2,771.10	5,475,731.29
3319	PR	2043291	08/05/25		38263	Olson, Rick C. - Payroll Bi-Weekly-Direct Deposit 8/5/2025	-	4,424.76	5,471,306.53
3319	PR	2043315	08/05/25		38264	Overmyer, Titus C. - Payroll Bi-Weekly-Direct Deposit 8/5/2025	-	1,801.25	5,469,505.28
3319	PR	2043343	08/05/25		38265	Parker, Dan J. - Payroll Bi-Weekly-Direct Deposit 8/5/2025	-	1,777.45	5,467,727.83
3319	PR	2043363	08/05/25		38266	Parra, Dustin A. - Payroll Bi-Weekly-Direct Deposit 8/5/2025	-	4,268.46	5,463,459.37
3319	PR	2043383	08/05/25		38267	Peckham, Christopher D. - Payroll Bi-Weekly-Direct Deposit 8/5/2025	-	2,393.21	5,461,066.16
3319	PR	2043409	08/05/25		38268	Pena, Christopher D. - Payroll Bi-Weekly-Direct Deposit 8/5/2025	-	3,570.69	5,457,495.47
3319	PR	2043435	08/05/25		38269	Perez, Anthony R. - Payroll Bi-Weekly-Direct Deposit 8/5/2025	-	2,837.66	5,454,657.81
3319	PR	2043462	08/05/25		38270	Perkins, Shane M. - Payroll Bi-Weekly-Direct Deposit 8/5/2025	-	2,090.51	5,452,567.30
3319	PR	2043489	08/05/25		38271	Poliakon, Brett M. - Payroll Bi-Weekly-Direct Deposit 8/5/2025	-	3,839.06	5,448,728.24
3319	PR	2043510	08/05/25		38272	Post, Thomas A. - Payroll Bi-Weekly-Direct Deposit 8/5/2025	-	1,097.41	5,447,630.83
3319	PR	2043536	08/05/25		38273	Postula, Justin M. - Payroll Bi-Weekly-Direct Deposit 8/5/2025	-	4,949.18	5,442,681.65
3319	PR	2043558	08/05/25		38274	Postula, Karl A. - Payroll Bi-Weekly-Direct Deposit 8/5/2025	-	4,654.98	5,438,026.67
3319	PR	2043582	08/05/25		38275	Pruitt, Robert E. - Payroll Bi-Weekly-Direct Deposit 8/5/2025	-	2,960.08	5,435,066.59
3319	PR	2043606	08/05/25		38276	Rafters, William C. - Payroll Bi-Weekly-Direct Deposit 8/5/2025	-	3,673.26	5,431,393.33
3319	PR	2043629	08/05/25		38277	Rawson, Cody M. - Payroll Bi-Weekly-Direct Deposit 8/5/2025	-	1,847.10	5,429,546.23
3319	PR	2043653	08/05/25		38278	Redfern, Joshua L. - Payroll Bi-Weekly-Direct Deposit 8/5/2025	-	3,480.94	5,426,065.29

CAFMA-Central Arizona Fire and Medical
GL Account Ledger - Detail By Period
8/1/2025 through 8/31/2025

Batch	Journal	Entry #	Date	Job	Document	Description	Debits	Credits	Balance
10.1100.0.0.000			CASH WITH YAVAPAI COUNTY (CONTINUED)						
3319	PR	2043675	08/05/25		38279	Reed, Baylee R. - Payroll Bi-Weekly-Direct Deposit 8/5/2025	\$-	\$1,825.97	\$5,424,239.32
3319	PR	2043703	08/05/25		38280	Reeves, Katherine D. - Payroll Bi-Weekly-Direct Deposit 8/5/2025	-	1,965.63	5,422,273.69
3319	PR	2043728	08/05/25		38281	Rendl, Robert A. - Payroll Bi-Weekly-Direct Deposit 8/5/2025	-	5,225.62	5,417,048.07
3319	PR	2043754	08/05/25		38282	Reyes, Adam N. - Payroll Bi-Weekly-Direct Deposit 8/5/2025	-	2,711.43	5,414,336.64
3319	PR	2043771	08/05/25		38283	Roberts, Jerry R. - Payroll Bi-Weekly-Direct Deposit 8/5/2025	-	2,776.91	5,411,559.73
3319	PR	2043798	08/05/25		38284	Rocha, Edgar O. - Payroll Bi-Weekly-Direct Deposit 8/5/2025	-	1,698.84	5,409,860.89
3319	PR	2043827	08/05/25		38285	Rocha, Raul - Payroll Bi-Weekly-Direct Deposit 8/5/2025	-	2,406.16	5,407,454.73
3319	PR	2043853	08/05/25		38286	Roche, Benjamin H. - Payroll Bi-Weekly-Direct Deposit 8/5/2025	-	3,437.05	5,404,017.68
3319	PR	2043874	08/05/25		38287	Rose, Cody S. - Payroll Bi-Weekly-Direct Deposit 8/5/2025	-	4,869.28	5,399,148.40
3319	PR	2043902	08/05/25		38288	Runo, Kyle E. - Payroll Bi-Weekly-Direct Deposit 8/5/2025	-	4,729.12	5,394,419.28
3319	PR	2043928	08/05/25		38289	Ryan, Keith M. - Payroll Bi-Weekly-Direct Deposit 8/5/2025	-	2,135.47	5,392,283.81
3319	PR	2043953	08/05/25		38290	Samaniego, Jordan - Payroll Bi-Weekly-Direct Deposit 8/5/2025	-	1,781.40	5,390,502.41
3319	PR	2043974	08/05/25		38291	Scaife, Domenic J. - Payroll Bi-Weekly-Direct Deposit 8/5/2025	-	3,386.69	5,387,115.72
3319	PR	2043998	08/05/25		38292	Schiffmacher, Gerald - Payroll Bi-Weekly-Direct Deposit 8/5/2025	-	2,094.19	5,385,021.53
3319	PR	2044019	08/05/25		38293	Schuster Jr., Alan J. - Payroll Bi-Weekly-Direct Deposit 8/5/2025	-	3,741.63	5,381,279.90
3319	PR	2044039	08/05/25		38294	Seets, James W. - Payroll Bi-Weekly-Direct Deposit 8/5/2025	-	2,546.46	5,378,733.44
3319	PR	2044064	08/05/25		38295	Sheldon, Wesley K. - Payroll Bi-Weekly-Direct Deposit 8/5/2025	-	4,815.85	5,373,917.59
3319	PR	2044085	08/05/25		38296	Sherman, Kylee N. - Payroll Bi-Weekly-Direct Deposit 8/5/2025	-	1,341.61	5,372,575.98
3319	PR	2044109	08/05/25		38297	Siebe, Mason K. - Payroll Bi-Weekly-Direct Deposit 8/5/2025	-	2,689.53	5,369,886.45
3319	PR	2044131	08/05/25		38298	Simonis, Michael J. - Payroll Bi-Weekly-Direct Deposit 8/5/2025	-	2,286.76	5,367,599.69
3319	PR	2044155	08/05/25		38299	Sims, Lacie J. - Payroll Bi-Weekly-Direct Deposit 8/5/2025	-	2,546.27	5,365,053.42
3319	PR	2044177	08/05/25		38300	Sims, Samuel J. - Payroll Bi-Weekly-Direct Deposit 8/5/2025	-	2,053.18	5,363,000.24
3319	PR	2044204	08/05/25		38301	Smith, Jacob A. - Payroll Bi-Weekly-Direct Deposit 8/5/2025	-	1,612.10	5,361,388.14
3319	PR	2044230	08/05/25		38302	Smith, Russell - Payroll Bi-Weekly-Direct Deposit 8/5/2025	-	2,476.89	5,358,911.25
3319	PR	2044251	08/05/25		38303	Smith, Travis L. - Payroll Bi-Weekly-Direct Deposit 8/5/2025	-	3,326.66	5,355,584.59
3319	PR	2044274	08/05/25		38304	Smith, Daniel M. - Payroll Bi-Weekly-Direct Deposit 8/5/2025	-	1,808.90	5,353,775.69

CAFMA-Central Arizona Fire and Medical
GL Account Ledger - Detail By Period
8/1/2025 through 8/31/2025

Batch	Journal	Entry #	Date	Job	Document	Description	Debits	Credits	Balance
10.1100.0.0.000			CASH WITH YAVAPAI COUNTY (CONTINUED)						
3319	PR	2044301	08/05/25		38305	Smith, Kristopher A. - Payroll Bi-Weekly-Direct Deposit 8/5/2025	\$-	\$2,078.86	\$5,351,696.83
3319	PR	2044324	08/05/25		38306	Snyder, Timothy E. - Payroll Bi-Weekly-Direct Deposit 8/5/2025	-	4,491.39	5,347,205.44
3319	PR	2044350	08/05/25		38307	Steinert, Jonathan R. - Payroll Bi-Weekly-Direct Deposit 8/5/2025	-	1,713.19	5,345,492.25
3319	PR	2044372	08/05/25		38308	Stewart, Jeff - Payroll Bi-Weekly-Direct Deposit 8/5/2025	-	2,210.08	5,343,282.17
3319	PR	2044398	08/05/25		38309	Stooks, Wallace C. - Payroll Bi-Weekly-Direct Deposit 8/5/2025	-	3,092.10	5,340,190.07
3319	PR	2044423	08/05/25		38310	Stretton, Garrett M. - Payroll Bi-Weekly-Direct Deposit 8/5/2025	-	1,904.17	5,338,285.90
3319	PR	2044446	08/05/25		38311	Swanson, Luke C. - Payroll Bi-Weekly-Direct Deposit 8/5/2025	-	1,747.43	5,336,538.47
3319	PR	2044467	08/05/25		38312	Theos, Kristen L. - Payroll Bi-Weekly-Direct Deposit 8/5/2025	-	1,782.37	5,334,756.10
3319	PR	2044495	08/05/25		38313	Tillich, Timothy A. - Payroll Bi-Weekly-Direct Deposit 8/5/2025	-	2,137.46	5,332,618.64
3319	PR	2044519	08/05/25		38314	Tirpak, Darrell J. - Payroll Bi-Weekly-Direct Deposit 8/5/2025	-	3,764.85	5,328,853.79
3319	PR	2044545	08/05/25		38315	Trask, Ryan A. - Payroll Bi-Weekly-Direct Deposit 8/5/2025	-	3,245.85	5,325,607.94
3319	PR	2044571	08/05/25		38316	Trujillo, Erik J. - Payroll Bi-Weekly-Direct Deposit 8/5/2025	-	2,511.42	5,323,096.52
3319	PR	2044598	08/05/25		38317	Tucker, Cody M. - Payroll Bi-Weekly-Direct Deposit 8/5/2025	-	1,706.26	5,321,390.26
3319	PR	2044625	08/05/25		38318	Turner, Adam N. - Payroll Bi-Weekly-Direct Deposit 8/5/2025	-	1,665.26	5,319,725.00
3319	PR	2044650	08/05/25		38319	Turner, Kenneth R. - Payroll Bi-Weekly-Direct Deposit 8/5/2025	-	3,036.79	5,316,688.21
3319	PR	2044669	08/05/25		38320	VanTuyt, Jonah D. - Payroll Bi-Weekly-Direct Deposit 8/5/2025	-	3,687.44	5,313,000.77
3319	PR	2044697	08/05/25		38321	Vanatta, Justin B. - Payroll Bi-Weekly-Direct Deposit 8/5/2025	-	4,673.38	5,308,327.39
3319	PR	2044727	08/05/25		38322	Vargas, Nicholas A. - Payroll Bi-Weekly-Direct Deposit 8/5/2025	-	1,702.92	5,306,624.47
3319	PR	2044751	08/05/25		38323	Wagner, Adam D. - Payroll Bi-Weekly-Direct Deposit 8/5/2025	-	3,030.34	5,303,594.13
3319	PR	2044773	08/05/25		38324	Wittenberg, David J. - Payroll Bi-Weekly-Direct Deposit 8/5/2025	-	3,404.25	5,300,189.88
3319	PR	2044799	08/05/25		38325	Yanez-Rendon, Reyes A. - Payroll Bi-Weekly-Direct Deposit 8/5/2025	-	1,769.35	5,298,420.53
3319	PR	2044822	08/05/25		38326	Yocham, Stephanie L. - Payroll Bi-Weekly-Direct Deposit 8/5/2025	-	2,115.22	5,296,305.31
3319	PR	2044850	08/05/25		38327	Zazueta, Robert P. - Payroll Bi-Weekly-Direct Deposit 8/5/2025	-	3,695.54	5,292,609.77
3336	CD	2046105	08/11/25		756730993	A2Z Home Center, LLC - Cash Disbursement A2ZHOM	-	660.31	5,291,949.46
3336	CD	2046110	08/11/25		756730994	Amsoil Inc - Cash Disbursement AMSOIL	-	2,288.11	5,289,661.35
3336	CD	2046112	08/11/25		756730995	Anixter Inc - Cash Disbursement ANIXTE	-	3,836.20	5,285,825.15
3336	CD	2046118	08/11/25		756730996	Arizona Emergency Products - Cash Disbursement AREMPR	-	152.31	5,285,672.84
3336	CD	2046120	08/11/25		756730997	Bennett Oil - Cash Disbursement BENOIL	-	3,245.37	5,282,427.47

CAFMA-Central Arizona Fire and Medical
GL Account Ledger - Detail By Period
8/1/2025 through 8/31/2025

Batch	Journal	Entry #	Date	Job	Document	Description	Debits	Credits	Balance
10.1100.0.0.000			CASH WITH YAVAPAI COUNTY (CONTINUED)						
3336	CD	2046124	08/11/25		756730998	Bound Tree Medical LLC - Cash Disbursement BOTRME	\$-	\$1,004.77	\$5,281,422.70
3336	CD	2046131	08/11/25		756730999	Casa Chevrolet of Prescott LLC - Cash Disbursement CASCHE	-	411.22	5,281,011.48
3336	CD	2046134	08/11/25		756731000	Chartier Drywall LLC - Cash Disbursement CHADRY	-	4,855.00	5,276,156.48
3336	CD	2046137	08/11/25		756731001	Chase Bank - Cash Disbursement CHASNB	-	133,591.49	5,142,564.99
3336	CD	2046606	08/11/25		756731029	City of Prescott - Cash Disbursement CITPRE	-	107,394.94	5,035,170.05
3336	CD	2046609	08/11/25		756731030	CivicPlus LLC - Cash Disbursement CIVPLU	-	26,870.26	5,008,299.79
3336	CD	2046612	08/11/25		756731031	Cummins Sales And Service - Cash Disbursement CUROMO	-	4,585.56	5,003,714.23
3336	CD	2046615	08/11/25		756731032	L.N. Curtis & Sons - Cash Disbursement CUTOHE	-	18,752.76	4,984,961.47
3336	CD	2046628	08/11/25		756731033	ELWOOD STAFFING - Cash Disbursement ELWSTA	-	1,880.99	4,983,080.48
3336	CD	2046631	08/11/25		756731034	FACTORY MOTOR PARTS - Cash Disbursement FAMOPA	-	90.89	4,982,989.59
3336	CD	2046636	08/11/25		756731035	INSIGHT PUBLIC SECTOR, INC - Cash Disbursement INPUSE	-	11,238.86	4,971,750.73
3336	CD	2046639	08/11/25		756731036	KAIROS Health Arizona, Inc - Cash Disbursement KAIROS	-	246,931.06	4,724,819.67
3336	CD	2046654	08/11/25		756731037	THADDEUS MCGUIRE - Cash Disbursement MCGTHA	-	300.00	4,724,519.67
3336	CD	2046656	08/11/25		756731038	NAPA Auto Parts - Cash Disbursement NAAUPA	-	238.53	4,724,281.14
3336	CD	2046660	08/11/25		756731039	O'Reilly Auto Parts - Cash Disbursement ORAUPA	-	601.37	4,723,679.77
3336	CD	2046662	08/11/25		756731040	Pacific Office Automation - Cash Disbursement PAOFAU	-	2,641.66	4,721,038.11
3336	CD	2046665	08/11/25		756731041	Prescott Steel & Welding - Cash Disbursement PRSTWE	-	17.20	4,721,020.91
3336	CD	2046668	08/11/25		756731042	Prescott Valley Ace Hardware - Cash Disbursement PVACHA	-	318.73	4,720,702.18
3336	CD	2046672	08/11/25		756731043	Unisource Energy Services - Cash Disbursement UNENSE	-	70.69	4,720,631.49
3336	CD	2046675	08/11/25		756731044	Yavapai Regional Medical Ctr - Cash Disbursement YAREME	-	3,980.80	4,716,650.69
3350	CD	2056154	08/18/25		756731045	A1 Water Bulk Delivery Svc LLC - Cash Disbursement A1WADE	-	180.00	4,716,470.69
3350	CD	2056156	08/18/25		756731046	Able Saw, LLC - Cash Disbursement ABLSAW	-	271.03	4,716,199.66
3350	CD	2056158	08/18/25		756731047	A&B Sign Company - Cash Disbursement ABSICO	-	364.50	4,715,835.16
3350	CD	2056160	08/18/25		756731048	APS - Cash Disbursement APS	-	19,021.85	4,696,813.31
3350	CD	2056186	08/18/25		756731050	Barrett Propane, Inc - Cash Disbursement BARPRO	-	15,001.00	4,681,812.31
3350	CD	2056188	08/18/25		756731051	Morgan, Bobby - Cash Disbursement BOBREP	-	558.80	4,681,253.51
3350	CD	2056192	08/18/25		756731052	Bound Tree Medical LLC - Cash Disbursement BOTRME	-	1,891.92	4,679,361.59
3350	CD	2056199	08/18/25		756731053	B & W Fire Security Systems - Cash Disbursement BWFISE	-	2,703.00	4,676,658.59
3350	CD	2056201	08/18/25		756731054	CAFMA Petty Cash - Cash Disbursement CAPECA	-	35.44	4,676,623.15
3350	CD	2056203	08/18/25		756731055	Chase Bank - Cash Disbursement CHASE	-	1,114.59	4,675,508.56
3350	CD	2056216	08/18/25		756731056	Chase Bank - Cash Disbursement CHASE	-	1,060,648.27	3,614,860.29
3350	CD	2056247	08/18/25		756731058	Chase Card Services - Cash Disbursement CHCASE	-	390.00	3,614,470.29
3350	CD	2056249	08/18/25		756731059	CSTOR - Cash Disbursement CUSSTO	-	4,578.61	3,609,891.68
3350	CD	2056251	08/18/25		756731060	L.N. Curtis & Sons - Cash Disbursement CUTOHE	-	6,023.88	3,603,867.80

CAFMA-Central Arizona Fire and Medical
GL Account Ledger - Detail By Period
8/1/2025 through 8/31/2025

Batch	Journal	Entry #	Date	Job	Document	Description	Debits	Credits	Balance
10.1100.0.0.000			CASH WITH YAVAPAI COUNTY (CONTINUED)						
3350	CD	2056257	08/18/25		756731061	THE REINALT-THOMAS CORP - Cash Disbursement DISTIR	\$-	\$5,330.63	\$3,598,537.17
3350	CD	2056262	08/18/25		756731062	ELWOOD STAFFING - Cash Disbursement ELWSTA	-	630.97	3,597,906.20
3350	CD	2056264	08/18/25		756731063	EMS Management & Consultants - Cash Disbursement EMSMAN	-	5,563.18	3,592,343.02
3350	CD	2056266	08/18/25		756731064	ERP ADVISORS GROUP - Cash Disbursement ERPADV	-	1,025.00	3,591,318.02
3350	CD	2056268	08/18/25		756731065	Ferguson Enterprises LLC #3584 - Cash Disbursement FERENT	-	1,071.19	3,590,246.83
3350	CD	2056271	08/18/25		756731066	Freightliner of AZ, LLC - Cash Disbursement FROFAR	-	2,164.05	3,588,082.78
3350	CD	2056274	08/18/25		756731067	Government Employee Health Asc - Cash Disbursement GEHA	-	103.42	3,587,979.36
3350	CD	2056276	08/18/25		756731068	Goering, Roberts, Rubin - Cash Disbursement GORORU	-	90.00	3,587,889.36
3350	CD	2056278	08/18/25		756731069	W.W. Grainger, Inc - Cash Disbursement GRAING	-	544.57	3,587,344.79
3350	CD	2056283	08/18/25		756731070	GRANITE TELECOMMUNICATIONS LLC - Cash Disbursement GRANET	-	1,053.92	3,586,290.87
3350	CD	2056285	08/18/25		756731071	Interstate Batteries - Cash Disbursement INTBAT	-	2,416.99	3,583,873.88
3350	CD	2056289	08/18/25		756731072	KAIROS Health Arizona, Inc - Cash Disbursement KAIROS	-	241,746.63	3,342,127.25
3350	CD	2056304	08/18/25		756731073	Manzanita Landscaping, Inc - Cash Disbursement MANLAN	-	1,357.18	3,340,770.07
3350	CD	2056309	08/18/25		756731074	NAPA Auto Parts - Cash Disbursement NAAUPA	-	274.81	3,340,495.26
3350	CD	2056316	08/18/25		756731075	Nationwide Retirement Solution - Cash Disbursement NARESO	-	2,447.39	3,338,047.87
3350	CD	2056318	08/18/25		756731076	Nationwide Retirement Solution - Cash Disbursement NARESO	-	47,954.36	3,290,093.51
3350	CD	2056320	08/18/25		756731077	Northern AZ Premier Termite - Cash Disbursement NOAZTE	-	425.00	3,289,668.51
3350	CD	2056322	08/18/25		756731078	Shirley Mae Anderson - Cash Disbursement ONETIM	-	315.00	3,289,353.51
3350	CD	2056324	08/18/25		756731079	Marjorie Simon Cook - Cash Disbursement ONETIM	-	255.00	3,289,098.51
3350	CD	2056326	08/18/25		756731080	Brett Poliakon - Cash Disbursement ONETIM	-	350.00	3,288,748.51
3350	CD	2056328	08/18/25		756731081	O'Reilly Auto Parts - Cash Disbursement ORAUPA	-	108.14	3,288,640.37
3350	CD	2056332	08/18/25		756731082	Pickett, Gayle - Cash Disbursement PICGAY	-	138.60	3,288,501.77
3350	CD	2056334	08/18/25		756731083	Prescott Steel & Welding - Cash Disbursement PRSTWE	-	48.21	3,288,453.56
3350	CD	2056337	08/18/25		756731084	Prescott Valley Ace Hardware - Cash Disbursement PVACHA	-	192.83	3,288,260.73
3350	CD	2056342	08/18/25		756731085	Prescott Vly Chamber of Comm - Cash Disbursement PVCHCO	-	260.00	3,288,000.73
3350	CD	2056344	08/18/25		756731086	SHI INTERNATIONAL CORP. - Cash Disbursement SHIINT	-	11,992.22	3,276,008.51
3350	CD	2056347	08/18/25		756731087	State 48 Recycling Inc - Cash Disbursement ST48RE	-	149.75	3,275,858.76
3350	CD	2056349	08/18/25		756731088	Staples Contract & Commerc.Inc - Cash Disbursement STACOM	-	105.46	3,275,753.30
3350	CD	2056353	08/18/25		756731089	Tyler Technologies Inc - Cash Disbursement TYLTEC	-	4,005.77	3,271,747.53
3350	CD	2056355	08/18/25		756731090	Unisource Energy Services - Cash Disbursement UNENSE	-	63.70	3,271,683.83
3350	CD	2056357	08/18/25		756731091	United Healthcare - Cash Disbursement UNHE01	-	91.12	3,271,592.71
3350	CD	2056359	08/18/25		756731092	United Healthcare - Cash Disbursement UNHE02	-	682.08	3,270,910.63

CAFMA-Central Arizona Fire and Medical
GL Account Ledger - Detail By Period
8/1/2025 through 8/31/2025

Batch	Journal	Entry #	Date	Job	Document	Description	Debits	Credits	Balance
10.1100.0.0.000			CASH WITH YAVAPAI COUNTY (CONTINUED)						
3350	CD	2056361	08/18/25		756731093	United Healthcare - Cash Disbursement UNHECA	\$-	\$1,084.23	\$3,269,826.40
3350	CD	2056363	08/18/25		756731094	Verizon Wireless - Cash Disbursement VERWIR	-	5,564.22	3,264,262.18
3350	CD	2056368	08/18/25		756731095	Wonderlic, Inc. - Cash Disbursement WONDER	-	8,666.72	3,255,595.46
3350	CD	2056225	08/18/25		DIR.DEP.PPE.08.09.25	Chase Bank - PR - DIRECT DEPOSIT- PPE 08.09.25	496,541.20	-	3,752,136.66
3350	CD	2056226	08/18/25		DIR.DEP.PPE.08.09.25	Chase Bank - PR - DIRECT DEPOSIT 3 - PPE 08.09.25	3,250.00	-	3,755,386.66
3350	CD	2056227	08/18/25		DIR.DEP.PPE.08.09.25	Chase Bank - PR - DIRECT DEPOSIT 2 - PPE 08.09.25	8,155.44	-	3,763,542.10
3350	CD	2056228	08/18/25		DIR.DEP.PPE.08.09.25	Chase Bank - PR - DIRECT DEPOSIT 1 - PPE 08.09.25	38,481.43	-	3,802,023.53
3347	PR	2051356	08/19/25		38328	Amaya, Aaron M. - Payroll Bi-Weekly-Direct Deposit 8/19/2025	-	2,140.22	3,799,883.31
3347	PR	2051384	08/19/25		38329	Anglin, Jake J. - Payroll Bi-Weekly-Direct Deposit 8/19/2025	-	4,273.57	3,795,609.74
3347	PR	2051411	08/19/25		38330	Apolinar, Johnathan R. - Payroll Bi-Weekly-Direct Deposit 8/19/2025	-	2,501.99	3,793,107.75
3347	PR	2051440	08/19/25		38331	Aponte, Anthony M. - Payroll Bi-Weekly-Direct Deposit 8/19/2025	-	1,700.79	3,791,406.96
3347	PR	2051462	08/19/25		38332	Baker, Mark A. - Payroll Bi-Weekly-Direct Deposit 8/19/2025	-	2,642.89	3,788,764.07
3347	PR	2051484	08/19/25		38333	Baraban, Owen M. - Payroll Bi-Weekly-Direct Deposit 8/19/2025	-	1,746.32	3,787,017.75
3347	PR	2051505	08/19/25		38334	Barnes, Lee T. - Payroll Bi-Weekly-Direct Deposit 8/19/2025	-	4,237.29	3,782,780.46
3347	PR	2051527	08/19/25		38335	Barnum, Josh M. - Payroll Bi-Weekly-Direct Deposit 8/19/2025	-	3,297.97	3,779,482.49
3347	PR	2051552	08/19/25		38336	Basurto-Cancino, Leobardo - Payroll Bi-Weekly-Direct Deposit 8/19/2025	-	3,339.23	3,776,143.26
3347	PR	2051575	08/19/25		38337	Batista, Riley R. - Payroll Bi-Weekly-Direct Deposit 8/19/2025	-	1,666.93	3,774,476.33
3347	PR	2051596	08/19/25		38338	Bickel, Kristofer M. - Payroll Bi-Weekly-Direct Deposit 8/19/2025	-	1,772.03	3,772,704.30
3347	PR	2051622	08/19/25		38339	Blair, Wyatt L. - Payroll Bi-Weekly-Direct Deposit 8/19/2025	-	3,097.90	3,769,606.40
3347	PR	2051643	08/19/25		38340	Blum, Rodney A. - Payroll Bi-Weekly-Direct Deposit 8/19/2025	-	2,182.45	3,767,423.95
3347	PR	2051665	08/19/25		38341	Brown, Laycee E. - Payroll Bi-Weekly-Direct Deposit 8/19/2025	-	1,731.59	3,765,692.36
3347	PR	2051687	08/19/25		38342	Brown Jr, Dennis F. - Payroll Bi-Weekly-Direct Deposit 8/19/2025	-	3,222.77	3,762,469.59
3347	PR	2051711	08/19/25		38343	Brunk, Jacob A. - Payroll Bi-Weekly-Direct Deposit 8/19/2025	-	3,485.74	3,758,983.85
3347	PR	2051736	08/19/25		38344	Buchanan, Ben D. - Payroll Bi-Weekly-Direct Deposit 8/19/2025	-	4,248.38	3,754,735.47
3347	PR	2051757	08/19/25		38345	Bulters, Scott D. - Payroll Bi-Weekly-Direct Deposit 8/19/2025	-	4,796.17	3,749,939.30
3347	PR	2051781	08/19/25		38346	Buntin, Darrell R. - Payroll Bi-Weekly-Direct Deposit 8/19/2025	-	2,748.94	3,747,190.36
3347	PR	2051805	08/19/25		38347	Burch, Brian J. - Payroll Bi-Weekly-Direct Deposit 8/19/2025	-	2,807.44	3,744,382.92
3347	PR	2051835	08/19/25		38348	Burch, Caden C. - Payroll Bi-Weekly-Direct Deposit 8/19/2025	-	2,576.54	3,741,806.38

CAFMA-Central Arizona Fire and Medical
GL Account Ledger - Detail By Period
8/1/2025 through 8/31/2025

Batch	Journal	Entry #	Date	Job	Document	Description	Debits	Credits	Balance
10.1100.0.0.000			CASH WITH YAVAPAI COUNTY (CONTINUED)						
3347	PR	2051857	08/19/25		38349	Burchard, Benjamin A. - Payroll Bi-Weekly-Direct Deposit 8/19/2025	\$-	\$1,517.31	\$3,740,289.07
3347	PR	2051880	08/19/25		38350	Bushman, James V. - Payroll Bi-Weekly-Direct Deposit 8/19/2025	-	3,323.56	3,736,965.51
3347	PR	2051904	08/19/25		38351	Butler, Jason - Payroll Bi-Weekly-Direct Deposit 8/19/2025	-	5,716.54	3,731,248.97
3347	PR	2051934	08/19/25		38352	Butterfield, Jesse D. - Payroll Bi-Weekly-Direct Deposit 8/19/2025	-	2,383.59	3,728,865.38
3347	PR	2051955	08/19/25		38353	Campos, Brandon J. - Payroll Bi-Weekly-Direct Deposit 8/19/2025	-	1,728.79	3,727,136.59
3347	PR	2051988	08/19/25		38354	Carpenter, Noah W. - Payroll Bi-Weekly-Direct Deposit 8/19/2025	-	2,407.70	3,724,728.89
3347	PR	2052014	08/19/25		38355	Castello, Michael A. - Payroll Bi-Weekly-Direct Deposit 8/19/2025	-	2,265.85	3,722,463.04
3347	PR	2052040	08/19/25		38356	Cazaly, Marshall - Payroll Bi-Weekly-Direct Deposit 8/19/2025	-	2,844.38	3,719,618.66
3347	PR	2052061	08/19/25		38357	Cirzan, Jayce S. - Payroll Bi-Weekly-Direct Deposit 8/19/2025	-	1,790.81	3,717,827.85
3347	PR	2052082	08/19/25		38358	Clark, Erskine E. - Payroll Bi-Weekly-Direct Deposit 8/19/2025	-	2,043.13	3,715,784.72
3347	PR	2052111	08/19/25		38359	Collins, Seth M. - Payroll Bi-Weekly-Direct Deposit 8/19/2025	-	4,135.69	3,711,649.03
3347	PR	2052135	08/19/25		38360	Copenhaver, Douglas J. - Payroll Bi-Weekly-Direct Deposit 8/19/2025	-	3,368.47	3,708,280.56
3347	PR	2052159	08/19/25		38361	Coronado, Nathaniel A. - Payroll Bi-Weekly-Direct Deposit 8/19/2025	-	2,766.31	3,705,514.25
3347	PR	2052180	08/19/25		38362	Cox, Phillip C. - Payroll Bi-Weekly-Direct Deposit 8/19/2025	-	2,860.61	3,702,653.64
3347	PR	2052205	08/19/25		38363	Craik, John P. - Payroll Bi-Weekly-Direct Deposit 8/19/2025	-	1,910.64	3,700,743.00
3347	PR	2052235	08/19/25		38364	Croft, Adam J. - Payroll Bi-Weekly-Direct Deposit 8/19/2025	-	2,737.50	3,698,005.50
3347	PR	2052257	08/19/25		38365	Crossman, Eric L. - Payroll Bi-Weekly-Direct Deposit 8/19/2025	-	3,018.60	3,694,986.90
3347	PR	2052282	08/19/25		38366	Cruz, Steven R. - Payroll Bi-Weekly-Direct Deposit 8/19/2025	-	2,136.23	3,692,850.67
3347	PR	2052309	08/19/25		38367	DalCerro, Matthew R. - Payroll Bi-Weekly-Direct Deposit 8/19/2025	-	2,157.78	3,690,692.89
3347	PR	2052328	08/19/25		38368	Davidson, Glenn T. - Payroll Bi-Weekly-Direct Deposit 8/19/2025	-	4,168.09	3,686,524.80
3347	PR	2052344	08/19/25		38369	Davis, Bradley M. - Payroll Bi-Weekly-Direct Deposit 8/19/2025	-	2,040.69	3,684,484.11
3347	PR	2052367	08/19/25		38370	Dawson, Logan J. - Payroll Bi-Weekly-Direct Deposit 8/19/2025	-	1,966.02	3,682,518.09
3347	PR	2052388	08/19/25		38371	Dawson, Megan E. - Payroll Bi-Weekly-Direct Deposit 8/19/2025	-	1,845.03	3,680,673.06
3347	PR	2052412	08/19/25		38372	Deering, Andrew L. - Payroll Bi-Weekly-Direct Deposit 8/19/2025	-	1,258.38	3,679,414.68
3347	PR	2052435	08/19/25		38373	Delbridge, Corey A. - Payroll Bi-Weekly-Direct Deposit 8/19/2025	-	1,848.73	3,677,565.95

CAFMA-Central Arizona Fire and Medical
GL Account Ledger - Detail By Period
8/1/2025 through 8/31/2025

Batch	Journal	Entry #	Date	Job	Document	Description	Debits	Credits	Balance
10.1100.0.0.000			CASH WITH YAVAPAI COUNTY (CONTINUED)						
3347	PR	2052461	08/19/25		38374	DiVall, Nelson - Payroll Bi-Weekly-Direct Deposit 8/19/2025	\$-	\$2,163.55	\$3,675,402.40
3347	PR	2052486	08/19/25		38375	Dibble, Gordon L. - Payroll Bi-Weekly-Direct Deposit 8/19/2025	-	3,362.76	3,672,039.64
3347	PR	2052510	08/19/25		38376	Dixon, Susanne M. - Payroll Bi-Weekly-Direct Deposit 8/19/2025	-	3,141.19	3,668,898.45
3347	PR	2052535	08/19/25		38377	DuCharme, Zachary J. - Payroll Bi-Weekly-Direct Deposit 8/19/2025	-	1,936.73	3,666,961.72
3347	PR	2052556	08/19/25		38378	Duplessis, Robert A. - Payroll Bi-Weekly-Direct Deposit 8/19/2025	-	2,973.55	3,663,988.17
3347	PR	2052581	08/19/25		38379	Dwyer, Jonathan M. - Payroll Bi-Weekly-Direct Deposit 8/19/2025	-	2,968.70	3,661,019.47
3347	PR	2052608	08/19/25		38380	Eckle, Kellan J. - Payroll Bi-Weekly-Direct Deposit 8/19/2025	-	2,641.60	3,658,377.87
3347	PR	2052630	08/19/25		38381	Edwards, David S. - Payroll Bi-Weekly-Direct Deposit 8/19/2025	-	3,614.07	3,654,763.80
3347	PR	2052649	08/19/25		38382	Ely, Trey D. - Payroll Bi-Weekly-Direct Deposit 8/19/2025	-	1,798.34	3,652,965.46
3347	PR	2052670	08/19/25		38383	Engel, Nicole - Payroll Bi-Weekly-Direct Deposit 8/19/2025	-	1,397.71	3,651,567.75
3347	PR	2052694	08/19/25		38384	Estrada, Emilio C. - Payroll Bi-Weekly-Direct Deposit 8/19/2025	-	2,139.56	3,649,428.19
3347	PR	2052713	08/19/25		38385	Fabits, Cullen M. - Payroll Bi-Weekly-Direct Deposit 8/19/2025	-	1,782.37	3,647,645.82
3347	PR	2052734	08/19/25		38386	Fast, Teresa A. - Payroll Bi-Weekly-Direct Deposit 8/19/2025	-	1,397.81	3,646,248.01
3347	PR	2052756	08/19/25		38387	Feddema, John J. - Payroll Bi-Weekly-Direct Deposit 8/19/2025	-	4,697.59	3,641,550.42
3347	PR	2052785	08/19/25		38388	Ferris, Ryan M. - Payroll Bi-Weekly-Direct Deposit 8/19/2025	-	3,130.16	3,638,420.26
3347	PR	2052808	08/19/25		38389	Fields, Brody J. - Payroll Bi-Weekly-Direct Deposit 8/19/2025	-	4,003.70	3,634,416.56
3347	PR	2052835	08/19/25		38390	Finnegan, Liam - Payroll Bi-Weekly-Direct Deposit 8/19/2025	-	1,652.28	3,632,764.28
3347	PR	2052864	08/19/25		38391	Fournier, Nick T. - Payroll Bi-Weekly-Direct Deposit 8/19/2025	-	3,243.30	3,629,520.98
3347	PR	2052886	08/19/25		38392	Frazier, Antonio - Payroll Bi-Weekly-Direct Deposit 8/19/2025	-	3,759.19	3,625,761.79
3347	PR	2052907	08/19/25		38393	Freeman, Michael - Payroll Bi-Weekly-Direct Deposit 8/19/2025	-	2,262.61	3,623,499.18
3347	PR	2052930	08/19/25		38394	Gallman, Timothy B. - Payroll Bi-Weekly-Direct Deposit 8/19/2025	-	1,748.15	3,621,751.03
3347	PR	2052956	08/19/25		38395	Gardea Chaparro, Ivonne - Payroll Bi-Weekly-Direct Deposit 8/19/2025	-	1,430.37	3,620,320.66
3347	PR	2052985	08/19/25		38396	Gentle, Joshua A. - Payroll Bi-Weekly-Direct Deposit 8/19/2025	-	2,258.36	3,618,062.30
3347	PR	2053009	08/19/25		38397	Gillihan, Jim W. - Payroll Bi-Weekly-Direct Deposit 8/19/2025	-	2,424.72	3,615,637.58
3347	PR	2053034	08/19/25		38398	Ginn, James E. - Payroll Bi-Weekly-Direct Deposit 8/19/2025	-	2,902.86	3,612,734.72

CAFMA-Central Arizona Fire and Medical
GL Account Ledger - Detail By Period
8/1/2025 through 8/31/2025

Batch	Journal	Entry #	Date	Job	Document	Description	Debits	Credits	Balance
10.1100.0.0.000			CASH WITH YAVAPAI COUNTY (CONTINUED)						
3347	PR	2053060	08/19/25		38399	Goodman, Laurie K. - Payroll Bi-Weekly-Direct Deposit 8/19/2025	\$-	\$2,341.81	\$3,610,392.91
3347	PR	2053092	08/19/25		38400	Gray, JT A. - Payroll Bi-Weekly-Direct Deposit 8/19/2025	-	2,162.57	3,608,230.34
3347	PR	2053119	08/19/25		38401	Guzzo, Nicholas R. - Payroll Bi-Weekly-Direct Deposit 8/19/2025	-	2,157.88	3,606,072.46
3347	PR	2053147	08/19/25		38402	Hall, Jace R. - Payroll Bi-Weekly-Direct Deposit 8/19/2025	-	3,988.10	3,602,084.36
3347	PR	2053176	08/19/25		38403	Hampton, Daniel A. - Payroll Bi-Weekly-Direct Deposit 8/19/2025	-	2,474.54	3,599,609.82
3347	PR	2053199	08/19/25		38404	Harper, Leslie R. - Payroll Bi-Weekly-Direct Deposit 8/19/2025	-	4,497.69	3,595,112.13
3347	PR	2053221	08/19/25		38405	Hernandez, Gabino J. - Payroll Bi-Weekly-Direct Deposit 8/19/2025	-	1,753.08	3,593,359.05
3347	PR	2053244	08/19/25		38406	Hlavacek, Evan - Payroll Bi-Weekly-Direct Deposit 8/19/2025	-	4,338.58	3,589,020.47
3347	PR	2053269	08/19/25		38407	Hoobler, Cammi L. - Payroll Bi-Weekly-Direct Deposit 8/19/2025	-	1,658.64	3,587,361.83
3347	PR	2053293	08/19/25		38408	Horstman, Stephen W. - Payroll Bi-Weekly-Direct Deposit 8/19/2025	-	5,733.38	3,581,628.45
3347	PR	2053317	08/19/25		38409	Huddleston, Michael B. - Payroll Bi-Weekly-Direct Deposit 8/19/2025	-	3,418.98	3,578,209.47
3347	PR	2053343	08/19/25		38410	Hutchison, Ethan K. - Payroll Bi-Weekly-Direct Deposit 8/19/2025	-	2,696.22	3,575,513.25
3347	PR	2053367	08/19/25		38411	Isbell, Tienna B. - Payroll Bi-Weekly-Direct Deposit 8/19/2025	-	1,884.09	3,573,629.16
3347	PR	2053393	08/19/25		38412	Jacobson, Terrence L. - Payroll Bi-Weekly-Direct Deposit 8/19/2025	-	2,275.02	3,571,354.14
3347	PR	2053412	08/19/25		38413	James, Ian S. - Payroll Bi-Weekly-Direct Deposit 8/19/2025	-	2,356.15	3,568,997.99
3347	PR	2053436	08/19/25		38414	Jimenez, Valentin - Payroll Bi-Weekly-Direct Deposit 8/19/2025	-	2,307.36	3,566,690.63
3347	PR	2053458	08/19/25		38415	Johnson, Carrie A. - Payroll Bi-Weekly-Direct Deposit 8/19/2025	-	3,091.13	3,563,599.50
3347	PR	2053484	08/19/25		38416	Jones, Shaun D. - Payroll Bi-Weekly-Direct Deposit 8/19/2025	-	3,343.09	3,560,256.41
3347	PR	2053506	08/19/25		38417	Jordan, Tessa M. - Payroll Bi-Weekly-Direct Deposit 8/19/2025	-	1,558.60	3,558,697.81
3347	PR	2053533	08/19/25		38418	Kelley, Jacob R. - Payroll Bi-Weekly-Direct Deposit 8/19/2025	-	1,659.19	3,557,038.62
3347	PR	2053559	08/19/25		38419	Khazaal, Joshua R. - Payroll Bi-Weekly-Direct Deposit 8/19/2025	-	1,769.35	3,555,269.27
3347	PR	2053586	08/19/25		38420	King, Jeremiah D. - Payroll Bi-Weekly-Direct Deposit 8/19/2025	-	5,154.53	3,550,114.74
3347	PR	2053612	08/19/25		38421	Kirk, Jaron J. - Payroll Bi-Weekly-Direct Deposit 8/19/2025	-	2,733.81	3,547,380.93
3347	PR	2053633	08/19/25		38422	Kohler, Travis W. - Payroll Bi-Weekly-Direct Deposit 8/19/2025	-	2,562.64	3,544,818.29
3347	PR	2053660	08/19/25		38423	Kontz, Andrew M. - Payroll Bi-Weekly-Direct Deposit 8/19/2025	-	2,818.37	3,541,999.92
3347	PR	2053687	08/19/25		38424	Kontz, Michael V. - Payroll Bi-Weekly-Direct Deposit 8/19/2025	-	5,081.48	3,536,918.44

CAFMA-Central Arizona Fire and Medical
GL Account Ledger - Detail By Period
8/1/2025 through 8/31/2025

Batch	Journal	Entry #	Date	Job	Document	Description	Debits	Credits	Balance
10.1100.0.0.000			CASH WITH YAVAPAI COUNTY (CONTINUED)						
3347	PR	2053707	08/19/25		38425	Krizo, Denise M. - Payroll Bi-Weekly-Direct Deposit 8/19/2025	\$-	\$1,366.20	\$3,535,552.24
3347	PR	2053723	08/19/25		38426	Kuykendall, Jeffrey W. - Payroll Bi-Weekly-Direct Deposit 8/19/2025	-	2,446.71	3,533,105.53
3347	PR	2053746	08/19/25		38427	Legge, David B. - Payroll Bi-Weekly-Direct Deposit 8/19/2025	-	3,798.91	3,529,306.62
3347	PR	2053772	08/19/25		38428	Lindh, Matthew W. - Payroll Bi-Weekly-Direct Deposit 8/19/2025	-	1,758.41	3,527,548.21
3347	PR	2053796	08/19/25		38429	Litchfield, Ronald K. - Payroll Bi-Weekly-Direct Deposit 8/19/2025	-	3,610.52	3,523,937.69
3347	PR	2053818	08/19/25		38430	Lopez, Nelson P. - Payroll Bi-Weekly-Direct Deposit 8/19/2025	-	2,388.88	3,521,548.81
3347	PR	2053844	08/19/25		38431	Lund, Kyle L. - Payroll Bi-Weekly-Direct Deposit 8/19/2025	-	2,637.48	3,518,911.33
3347	PR	2053869	08/19/25		38432	Lynch, Peter J. - Payroll Bi-Weekly-Direct Deposit 8/19/2025	-	2,245.12	3,516,666.21
3347	PR	2053893	08/19/25		38433	Lys, Damian P. - Payroll Bi-Weekly-Direct Deposit 8/19/2025	-	4,367.67	3,512,298.54
3347	PR	2053914	08/19/25		38434	M'Kadmi, Kaouther Z. - Payroll Bi-Weekly-Direct Deposit 8/19/2025	-	1,880.97	3,510,417.57
3347	PR	2053936	08/19/25		38435	Madden, James P. - Payroll Bi-Weekly-Direct Deposit 8/19/2025	-	1,882.05	3,508,535.52
3347	PR	2053959	08/19/25		38436	Massa, Joseph M. - Payroll Bi-Weekly-Direct Deposit 8/19/2025	-	2,321.38	3,506,214.14
3347	PR	2053979	08/19/25		38437	Mauldin, Karen S. - Payroll Bi-Weekly-Direct Deposit 8/19/2025	-	3,159.91	3,503,054.23
3347	PR	2053994	08/19/25		38438	Mazon, Joshua M. - Payroll Bi-Weekly-Direct Deposit 8/19/2025	-	2,541.03	3,500,513.20
3347	PR	2054024	08/19/25		38439	McCarthy, Nicholas A. - Payroll Bi-Weekly-Direct Deposit 8/19/2025	-	1,482.10	3,499,031.10
3347	PR	2054049	08/19/25		38440	McCarty, Daniel L. - Payroll Bi-Weekly-Direct Deposit 8/19/2025	-	3,111.33	3,495,919.77
3347	PR	2054074	08/19/25		38441	McFadden, Matthew C. - Payroll Bi-Weekly-Direct Deposit 8/19/2025	-	2,182.92	3,493,736.85
3347	PR	2054101	08/19/25		38442	McFadden, Michael J. - Payroll Bi-Weekly-Direct Deposit 8/19/2025	-	2,682.18	3,491,054.67
3347	PR	2054127	08/19/25		38443	McIntire, Jacob V. - Payroll Bi-Weekly-Direct Deposit 8/19/2025	-	3,367.10	3,487,687.57
3347	PR	2054151	08/19/25		38444	Merrill, Eric R. - Payroll Bi-Weekly-Direct Deposit 8/19/2025	-	3,428.85	3,484,258.72
3347	PR	2054181	08/19/25		38445	Moore, Aaron J. - Payroll Bi-Weekly-Direct Deposit 8/19/2025	-	2,959.32	3,481,299.40
3347	PR	2054208	08/19/25		38446	Moore, Ryan T. - Payroll Bi-Weekly-Direct Deposit 8/19/2025	-	3,111.54	3,478,187.86
3347	PR	2054234	08/19/25		38447	Moreland, Cole D. - Payroll Bi-Weekly-Direct Deposit 8/19/2025	-	1,599.35	3,476,588.51
3347	PR	2054259	08/19/25		38448	Muniz, Thomas E. - Payroll Bi-Weekly-Direct Deposit 8/19/2025	-	2,499.91	3,474,088.60
3347	PR	2054287	08/19/25		38449	Nall, William T. - Payroll Bi-Weekly-Direct Deposit 8/19/2025	-	2,217.97	3,471,870.63

CAFMA-Central Arizona Fire and Medical
GL Account Ledger - Detail By Period
8/1/2025 through 8/31/2025

Batch	Journal	Entry #	Date	Job	Document	Description	Debits	Credits	Balance
10.1100.0.0.000			CASH WITH YAVAPAI COUNTY (CONTINUED)						
3347	PR	2054312	08/19/25		38450	Nelson, Michael J. - Payroll Bi-Weekly-Direct Deposit 8/19/2025	\$-	\$1,894.53	\$3,469,976.10
3347	PR	2054335	08/19/25		38451	Newman, Tristan J. - Payroll Bi-Weekly-Direct Deposit 8/19/2025	-	2,183.90	3,467,792.20
3347	PR	2054362	08/19/25		38452	Niemynski, Doug T. - Payroll Bi-Weekly-Direct Deposit 8/19/2025	-	4,150.53	3,463,641.67
3347	PR	2054388	08/19/25		38453	Nolan, Jason K. - Payroll Bi-Weekly-Direct Deposit 8/19/2025	-	2,295.07	3,461,346.60
3347	PR	2054411	08/19/25		38454	O'Neil, Kevin T. - Payroll Bi-Weekly-Direct Deposit 8/19/2025	-	3,184.45	3,458,162.15
3347	PR	2054439	08/19/25		38455	Olson, Rick C. - Payroll Bi-Weekly-Direct Deposit 8/19/2025	-	5,621.94	3,452,540.21
3347	PR	2054463	08/19/25		38456	Overmyer, Titus C. - Payroll Bi-Weekly-Direct Deposit 8/19/2025	-	1,801.25	3,450,738.96
3347	PR	2054492	08/19/25		38457	Parker, Dan J. - Payroll Bi-Weekly-Direct Deposit 8/19/2025	-	2,393.82	3,448,345.14
3347	PR	2054513	08/19/25		38458	Parra, Dustin A. - Payroll Bi-Weekly-Direct Deposit 8/19/2025	-	4,615.46	3,443,729.68
3347	PR	2054532	08/19/25		38459	Peckham, Christopher D. - Payroll Bi-Weekly-Direct Deposit 8/19/2025	-	2,335.59	3,441,394.09
3347	PR	2054559	08/19/25		38460	Pena, Christopher D. - Payroll Bi-Weekly-Direct Deposit 8/19/2025	-	3,544.31	3,437,849.78
3347	PR	2054585	08/19/25		38461	Perez, Anthony R. - Payroll Bi-Weekly-Direct Deposit 8/19/2025	-	2,837.66	3,435,012.12
3347	PR	2054612	08/19/25		38462	Perkins, Shane M. - Payroll Bi-Weekly-Direct Deposit 8/19/2025	-	2,112.60	3,432,899.52
3347	PR	2054637	08/19/25		38463	Poliakon, Brett M. - Payroll Bi-Weekly-Direct Deposit 8/19/2025	-	2,640.46	3,430,259.06
3347	PR	2054663	08/19/25		38464	Postula, Justin M. - Payroll Bi-Weekly-Direct Deposit 8/19/2025	-	4,949.18	3,425,309.88
3347	PR	2054687	08/19/25		38465	Postula, Karl A. - Payroll Bi-Weekly-Direct Deposit 8/19/2025	-	4,804.34	3,420,505.54
3347	PR	2054712	08/19/25		38466	Pruitt, Robert E. - Payroll Bi-Weekly-Direct Deposit 8/19/2025	-	4,024.43	3,416,481.11
3347	PR	2054736	08/19/25		38467	Rafters, William C. - Payroll Bi-Weekly-Direct Deposit 8/19/2025	-	2,334.26	3,414,146.85
3347	PR	2054759	08/19/25		38468	Rawson, Cody M. - Payroll Bi-Weekly-Direct Deposit 8/19/2025	-	1,847.10	3,412,299.75
3347	PR	2054781	08/19/25		38469	Redfern, Joshua L. - Payroll Bi-Weekly-Direct Deposit 8/19/2025	-	2,405.15	3,409,894.60
3347	PR	2054803	08/19/25		38470	Reed, Baylee R. - Payroll Bi-Weekly-Direct Deposit 8/19/2025	-	1,825.97	3,408,068.63
3347	PR	2054829	08/19/25		38471	Reeves, Katherine D. - Payroll Bi-Weekly-Direct Deposit 8/19/2025	-	1,866.01	3,406,202.62
3347	PR	2054853	08/19/25		38472	Rendl, Robert A. - Payroll Bi-Weekly-Direct Deposit 8/19/2025	-	3,997.29	3,402,205.33
3347	PR	2054878	08/19/25		38473	Reyes, Adam N. - Payroll Bi-Weekly-Direct Deposit 8/19/2025	-	2,623.14	3,399,582.19
3347	PR	2054896	08/19/25		38474	Roberts, Jerry R. - Payroll Bi-Weekly-Direct Deposit 8/19/2025	-	3,004.27	3,396,577.92

CAFMA-Central Arizona Fire and Medical
GL Account Ledger - Detail By Period
8/1/2025 through 8/31/2025

Batch	Journal	Entry #	Date	Job	Document	Description	Debits	Credits	Balance
10.1100.0.0.000			CASH WITH YAVAPAI COUNTY (CONTINUED)						
3347	PR	2054923	08/19/25		38475	Rocha, Edgar O. - Payroll Bi-Weekly-Direct Deposit 8/19/2025	\$-	\$1,678.60	\$3,394,899.32
3347	PR	2054952	08/19/25		38476	Rocha, Raul - Payroll Bi-Weekly-Direct Deposit 8/19/2025	-	2,406.16	3,392,493.16
3347	PR	2054978	08/19/25		38477	Roche, Benjamin H. - Payroll Bi-Weekly-Direct Deposit 8/19/2025	-	3,437.05	3,389,056.11
3347	PR	2055000	08/19/25		38478	Rose, Cody S. - Payroll Bi-Weekly-Direct Deposit 8/19/2025	-	10,095.82	3,378,960.29
3347	PR	2055027	08/19/25		38479	Runo, Kyle E. - Payroll Bi-Weekly-Direct Deposit 8/19/2025	-	2,840.95	3,376,119.34
3347	PR	2055056	08/19/25		38480	Ryan, Keith M. - Payroll Bi-Weekly-Direct Deposit 8/19/2025	-	3,053.31	3,373,066.03
3347	PR	2055081	08/19/25		38481	Samaniego, Jordan - Payroll Bi-Weekly-Direct Deposit 8/19/2025	-	1,781.40	3,371,284.63
3347	PR	2055103	08/19/25		38482	Scaife, Domenic J. - Payroll Bi-Weekly-Direct Deposit 8/19/2025	-	4,536.49	3,366,748.14
3347	PR	2055127	08/19/25		38483	Schiffmacher, Gerald - Payroll Bi-Weekly-Direct Deposit 8/19/2025	-	2,094.19	3,364,653.95
3347	PR	2055149	08/19/25		38484	Schuster Jr., Alan J. - Payroll Bi-Weekly-Direct Deposit 8/19/2025	-	3,858.23	3,360,795.72
3347	PR	2055171	08/19/25		38485	Seets, James W. - Payroll Bi-Weekly-Direct Deposit 8/19/2025	-	6,742.50	3,354,053.22
3347	PR	2055195	08/19/25		38486	Sheldon, Wesley K. - Payroll Bi-Weekly-Direct Deposit 8/19/2025	-	3,779.28	3,350,273.94
3347	PR	2055216	08/19/25		38487	Sherman, Kylee N. - Payroll Bi-Weekly-Direct Deposit 8/19/2025	-	1,341.61	3,348,932.33
3347	PR	2055238	08/19/25		38488	Siebe, Mason K. - Payroll Bi-Weekly-Direct Deposit 8/19/2025	-	2,070.13	3,346,862.20
3347	PR	2055259	08/19/25		38489	Simonis, Michael J. - Payroll Bi-Weekly-Direct Deposit 8/19/2025	-	1,516.19	3,345,346.01
3347	PR	2055283	08/19/25		38490	Sims, Lacie J. - Payroll Bi-Weekly-Direct Deposit 8/19/2025	-	2,546.27	3,342,799.74
3347	PR	2055305	08/19/25		38491	Sims, Samuel J. - Payroll Bi-Weekly-Direct Deposit 8/19/2025	-	2,053.18	3,340,746.56
3347	PR	2055332	08/19/25		38492	Smith, Jacob A. - Payroll Bi-Weekly-Direct Deposit 8/19/2025	-	1,612.10	3,339,134.46
3347	PR	2055360	08/19/25		38493	Smith, Russell - Payroll Bi-Weekly-Direct Deposit 8/19/2025	-	2,495.45	3,336,639.01
3347	PR	2055381	08/19/25		38494	Smith, Travis L. - Payroll Bi-Weekly-Direct Deposit 8/19/2025	-	3,326.66	3,333,312.35
3347	PR	2055405	08/19/25		38495	Smith, Daniel M. - Payroll Bi-Weekly-Direct Deposit 8/19/2025	-	2,384.93	3,330,927.42
3347	PR	2055432	08/19/25		38496	Smith, Kristopher A. - Payroll Bi-Weekly-Direct Deposit 8/19/2025	-	2,078.86	3,328,848.56
3347	PR	2055456	08/19/25		38497	Snyder, Timothy E. - Payroll Bi-Weekly-Direct Deposit 8/19/2025	-	11,781.49	3,317,067.07
3347	PR	2055482	08/19/25		38498	Steinert, Jonathan R. - Payroll Bi-Weekly-Direct Deposit 8/19/2025	-	1,713.19	3,315,353.88
3347	PR	2055505	08/19/25		38499	Stewart, Jeff - Payroll Bi-Weekly-Direct Deposit 8/19/2025	-	2,256.31	3,313,097.57

CAFMA-Central Arizona Fire and Medical
GL Account Ledger - Detail By Period
8/1/2025 through 8/31/2025

Batch	Journal	Entry #	Date	Job	Document	Description	Debits	Credits	Balance
10.1100.0.0.000			CASH WITH YAVAPAI COUNTY (CONTINUED)						
3347	PR	2055532	08/19/25		38500	Stooks, Wallace C. - Payroll Bi-Weekly-Direct Deposit 8/19/2025	\$-	\$5,875.61	\$3,307,221.96
3347	PR	2055558	08/19/25		38501	Stretton, Garrett M. - Payroll Bi-Weekly-Direct Deposit 8/19/2025	-	2,493.81	3,304,728.15
3347	PR	2055581	08/19/25		38502	Swanson, Luke C. - Payroll Bi-Weekly-Direct Deposit 8/19/2025	-	1,750.94	3,302,977.21
3347	PR	2055602	08/19/25		38503	Theos, Kristen L. - Payroll Bi-Weekly-Direct Deposit 8/19/2025	-	1,782.37	3,301,194.84
3347	PR	2055632	08/19/25		38504	Tillich, Timothy A. - Payroll Bi-Weekly-Direct Deposit 8/19/2025	-	3,125.17	3,298,069.67
3347	PR	2055656	08/19/25		38505	Tirpak, Darrell J. - Payroll Bi-Weekly-Direct Deposit 8/19/2025	-	3,764.85	3,294,304.82
3347	PR	2055681	08/19/25		38506	Trask, Ryan A. - Payroll Bi-Weekly-Direct Deposit 8/19/2025	-	4,085.75	3,290,219.07
3347	PR	2055707	08/19/25		38507	Trujillo, Erik J. - Payroll Bi-Weekly-Direct Deposit 8/19/2025	-	2,511.42	3,287,707.65
3347	PR	2055734	08/19/25		38508	Tucker, Cody M. - Payroll Bi-Weekly-Direct Deposit 8/19/2025	-	1,706.26	3,286,001.39
3347	PR	2055761	08/19/25		38509	Turner, Adam N. - Payroll Bi-Weekly-Direct Deposit 8/19/2025	-	1,665.26	3,284,336.13
3347	PR	2055786	08/19/25		38510	Turner, Kenneth R. - Payroll Bi-Weekly-Direct Deposit 8/19/2025	-	3,049.05	3,281,287.08
3347	PR	2055804	08/19/25		38511	VanTuyt, Jonah D. - Payroll Bi-Weekly-Direct Deposit 8/19/2025	-	3,552.43	3,277,734.65
3347	PR	2055832	08/19/25		38512	Vanatta, Justin B. - Payroll Bi-Weekly-Direct Deposit 8/19/2025	-	5,288.89	3,272,445.76
3347	PR	2055862	08/19/25		38513	Vargas, Nicholas A. - Payroll Bi-Weekly-Direct Deposit 8/19/2025	-	2,194.60	3,270,251.16
3347	PR	2055887	08/19/25		38514	Wagner, Adam D. - Payroll Bi-Weekly-Direct Deposit 8/19/2025	-	3,102.34	3,267,148.82
3347	PR	2055908	08/19/25		38515	Wittenberg, David J. - Payroll Bi-Weekly-Direct Deposit 8/19/2025	-	3,412.51	3,263,736.31
3347	PR	2055934	08/19/25		38516	Yanez-Rendon, Reyes A. - Payroll Bi-Weekly-Direct Deposit 8/19/2025	-	1,769.35	3,261,966.96
3347	PR	2055956	08/19/25		38517	Yocham, Stephanie L. - Payroll Bi-Weekly-Direct Deposit 8/19/2025	-	1,616.77	3,260,350.19
3347	PR	2055984	08/19/25		38518	Zazueta, Robert P. - Payroll Bi-Weekly-Direct Deposit 8/19/2025	-	4,754.73	3,255,595.46
3349	CR	2056109	08/20/25		08122025	Kuerst, Fritz and Theresa -	478.79	-	3,256,074.25
3348	CR	2055987	08/20/25		12513	Prange, Ross -	542.56	-	3,256,616.81
3348	CR	2055986	08/20/25		128	DIBBLE, STEVE -	176.16	-	3,256,792.97
3348	CR	2056022	08/20/25		1442	Kratz, Gerhard -	139.93	-	3,256,932.90
3348	CR	2056102	08/20/25		1480771	MISCELLANEOUS INCOME -	452.01	-	3,257,384.91
3349	CR	2056139	08/20/25		1481287	AZ Dept of Forestry & Fire Mgt -	6,668.98	-	3,264,053.89
3349	CR	2056140	08/20/25		1481287	AZ Dept of Forestry & Fire Mgt -	116,842.49	-	3,380,896.38
3349	CR	2056143	08/20/25		1481741	AZ Dept of Forestry & Fire Mgt -	5,068.99	-	3,385,965.37
3349	CR	2056141	08/20/25		1486892	AZ Dept of Forestry & Fire Mgt -	13,984.34	-	3,399,949.71
3349	CR	2056142	08/20/25		1486892	AZ Dept of Forestry & Fire Mgt -	16,405.86	-	3,416,355.57
3349	CR	2056112	08/20/25		16036	CHRISTOPHER KOHLS FIRE DEPT -	75.06	-	3,416,430.63
3348	CR	2055991	08/20/25		219711	Bliss, Scott -	150.00	-	3,416,580.63

CAFMA-Central Arizona Fire and Medical
GL Account Ledger - Detail By Period
8/1/2025 through 8/31/2025

Batch	Journal	Entry #	Date	Job	Document	Description	Debits	Credits	Balance
10.1100.0.0.000			CASH WITH YAVAPAI COUNTY (CONTINUED)						
3348	CR	2055992	08/20/25		219711	CAMACHO, ALBERT -	\$260.00	\$-	\$3,416,840.63
3348	CR	2055993	08/20/25		219711	Carothers, Robert Cougan -	260.00	-	3,417,100.63
3348	CR	2055994	08/20/25		219711	Chase, Rick -	118.32	-	3,417,218.95
3348	CR	2055995	08/20/25		219711	COLE, BRIAN -	92.82	-	3,417,311.77
3348	CR	2055996	08/20/25		219711	COOK, CHARLES -	92.82	-	3,417,404.59
3348	CR	2055997	08/20/25		219711	Curry, Robert -	92.82	-	3,417,497.41
3348	CR	2055998	08/20/25		219711	CURTIS, DAVID -	44.88	-	3,417,542.29
3348	CR	2055999	08/20/25		219711	DALE, JACK -	92.82	-	3,417,635.11
3348	CR	2056000	08/20/25		219711	DIBBLE, STEVE -	92.82	-	3,417,727.93
3348	CR	2056001	08/20/25		219711	Douglas, Ren -	92.82	-	3,417,820.75
3348	CR	2056002	08/20/25		219711	HARRIS, ALLEN -	92.82	-	3,417,913.57
3348	CR	2056003	08/20/25		219711	INGRAO, JACK -	92.82	-	3,418,006.39
3348	CR	2056004	08/20/25		219711	INGRAO, JORY -	150.00	-	3,418,156.39
3348	CR	2056005	08/20/25		219711	KELLEY, JOE -	44.88	-	3,418,201.27
3348	CR	2056006	08/20/25		219711	LOPEMAN, KEITH -	44.88	-	3,418,246.15
3348	CR	2056007	08/20/25		219711	LOPEZ, RODNEY -	92.82	-	3,418,338.97
3348	CR	2056008	08/20/25		219711	MCCONNELL, DAVE -	118.32	-	3,418,457.29
3348	CR	2056009	08/20/25		219711	MOORE, SCOTT -	92.82	-	3,418,550.11
3348	CR	2056010	08/20/25		219711	NESS, DANIEL -	44.88	-	3,418,594.99
3348	CR	2056011	08/20/25		219711	PARRISH, MICHAEL -	92.82	-	3,418,687.81
3348	CR	2056012	08/20/25		219711	POLACEK, JEFF -	118.32	-	3,418,806.13
3348	CR	2056013	08/20/25		219711	Prange, Ross -	260.00	-	3,419,066.13
3348	CR	2056014	08/20/25		219711	Reyes, Charlie -	92.82	-	3,419,158.95
3348	CR	2056015	08/20/25		219711	ROBISON, MICHAEL J. -	92.82	-	3,419,251.77
3348	CR	2056016	08/20/25		219711	Sims, Mike -	92.82	-	3,419,344.59
3348	CR	2056017	08/20/25		219711	Tarver, Shawn -	92.82	-	3,419,437.41
3348	CR	2056018	08/20/25		219711	Tucker, Michael -	150.00	-	3,419,587.41
3348	CR	2056019	08/20/25		219711	Valadez, Armando -	76.50	-	3,419,663.91
3348	CR	2056020	08/20/25		219711	VANATTA, DAVIN -	150.00	-	3,419,813.91
3348	CR	2056021	08/20/25		219711	WILHARM, BRIAN -	92.82	-	3,419,906.73
3348	CR	2055990	08/20/25		219717	Madden, James (Jim) -	163.75	-	3,420,070.48
3348	CR	2055985	08/20/25		2432	DeJoria, Dana -	867.13	-	3,420,937.61
3348	CR	2056103	08/20/25		4003072	Securis Insurance Pool -	1,749.16	-	3,422,686.77
3348	CR	2056104	08/20/25		4003131	Securis Insurance Pool -	1,749.16	-	3,424,435.93
3348	CR	2056024	08/20/25		510623141	Sims, Mike -	14.68	-	3,424,450.61
3349	CR	2056113	08/20/25		510623207	VANATTA, DAVIN -	867.13	-	3,425,317.74
3349	CR	2056115	08/20/25		510623274	LOPEMAN, KEITH -	7.33	-	3,425,325.07
3349	CR	2056117	08/20/25		510623276	Carothers, Robert Cougan -	1,802.03	-	3,427,127.10
3349	CR	2056116	08/20/25		510623277	Bliss, Scott -	867.13	-	3,427,994.23
3349	CR	2056118	08/20/25		510623278	Prange, Ross -	1,200.00	-	3,429,194.23
3349	CR	2056114	08/20/25		510623279	KUYKENDALL, JEFF -	14.68	-	3,429,208.91
3349	CR	2056119	08/20/25		510623280	Curry, Robert -	14.68	-	3,429,223.59
3348	CR	2055988	08/20/25		706601860	Yarnell Fire District -	10.36	-	3,429,233.95
3348	CR	2055989	08/20/25		8000	Findlay Toyota Center -	1,227.00	-	3,430,460.95
3348	CR	2056023	08/20/25		90156	PAYSON FIRE DEPARTMENT -	1,576.91	-	3,432,037.86
3349	CR	2056110	08/20/25		9160	ROUNDY, NEWELL -	1,864.43	-	3,433,902.29

CAFMA-Central Arizona Fire and Medical
GL Account Ledger - Detail By Period
8/1/2025 through 8/31/2025

Batch	Journal	Entry #	Date	Job	Document	Description	Debits	Credits	Balance
10.1100.0.0.000			CASH WITH YAVAPAI COUNTY (CONTINUED)						
3349	CR	2056111	08/20/25		9913754156	COPPER CANYON FIRE & MEDICAL -	\$601.95	\$-	\$3,434,504.24
3348	CR	2056101	08/20/25		CASH	RECORDS REQUEST -	20.00	-	3,434,524.24
3346	CR	2046837	08/22/25		ADAMS	Ambulance Billing -	673.46	-	3,435,197.70
3346	CR	2046832	08/22/25		ALFARO	Ambulance Billing -	1,293.40	-	3,436,491.10
3346	CR	2046814	08/22/25		ARMIJO	Ambulance Billing -	324.01	-	3,436,815.11
3346	CR	2046840	08/22/25		BARNES	Ambulance Billing -	1,218.43	-	3,438,033.54
3346	CR	2046815	08/22/25		BECK	Ambulance Billing -	1,226.02	-	3,439,259.56
3346	CR	2046829	08/22/25		BERRY	Ambulance Billing -	138.01	-	3,439,397.57
3346	CR	2046830	08/22/25		CARPENTER	Ambulance Billing -	169.21	-	3,439,566.78
3346	CR	2046825	08/22/25		DEMING	Ambulance Billing -	1,235.18	-	3,440,801.96
3346	CR	2046838	08/22/25		EDWARDS	Ambulance Billing -	1,944.00	-	3,442,745.96
3346	CR	2046813	08/22/25		ENES	Ambulance Billing -	164.44	-	3,442,910.40
3346	CR	2046831	08/22/25		FISHER	Ambulance Billing -	136.57	-	3,443,046.97
3346	CR	2046820	08/22/25		GOULD	Ambulance Billing -	1,226.76	-	3,444,273.73
3346	CR	2046821	08/22/25		HAHN	Ambulance Billing -	1,318.50	-	3,445,592.23
3346	CR	2046822	08/22/25		HALL	Ambulance Billing -	1,226.76	-	3,446,818.99
3346	CR	2046841	08/22/25		HARRIS	Ambulance Billing -	1,235.09	-	3,448,054.08
3346	CR	2046812	08/22/25		HUGHES	Ambulance Billing -	167.32	-	3,448,221.40
3346	CR	2046818	08/22/25		KROLL	Ambulance Billing -	1,358.41	-	3,449,579.81
3346	CR	2046823	08/22/25		LOCKHART	Ambulance Billing -	2.82	-	3,449,582.63
3346	CR	2046826	08/22/25		LOYA	Ambulance Billing -	1,219.86	-	3,450,802.49
3346	CR	2046816	08/22/25		LUCERO	Ambulance Billing -	1,435.01	-	3,452,237.50
3346	CR	2046827	08/22/25		MARTINEZ	Ambulance Billing -	1,243.42	-	3,453,480.92
3346	CR	2046839	08/22/25		MILLER	Ambulance Billing -	168.73	-	3,453,649.65
3346	CR	2046824	08/22/25		MOE	Ambulance Billing -	169.45	-	3,453,819.10
3346	CR	2046819	08/22/25		OUELLETTE	Ambulance Billing -	155.53	-	3,453,974.63
3346	CR	2046836	08/22/25		RICE	Ambulance Billing -	801.41	-	3,454,776.04
3346	CR	2046833	08/22/25		SCHAEFFER	Ambulance Billing -	1,343.38	-	3,456,119.42
3346	CR	2046817	08/22/25		STONER	Ambulance Billing -	171.85	-	3,456,291.27
3346	CR	2046834	08/22/25		WILLIAMS	Ambulance Billing -	1,226.76	-	3,457,518.03
3346	CR	2046835	08/22/25		WINKLER	Ambulance Billing -	1,235.09	-	3,458,753.12
3346	CR	2046828	08/22/25		WIRICK	Ambulance Billing -	135.37	-	3,458,888.49
3354	CR	2056515	08/25/25		08182025	DeJoria, Dana -	150.00	-	3,459,038.49
3354	CR	2056516	08/25/25		08182025	Smith, Andrea -	92.82	-	3,459,131.31
3352	CR	2056457	08/26/25		08182025	MISCELLANEOUS INCOME -	7,000.00	-	3,466,131.31
3353	CR	2056499	08/26/25		1044	MISCELLANEOUS INCOME -	375.00	-	3,466,506.31
3352	CR	2056458	08/26/25		1048933	MISCELLANEOUS INCOME -	7,250.00	-	3,473,756.31
3353	CR	2056465	08/26/25		1772	HALL, DARRELL & JANE -	415.87	-	3,474,172.18
3353	CR	2056469	08/26/25		2001351887	GRAY WOLF REGIONAL FACILITY -	6,036.22	-	3,480,208.40
3353	CR	2056497	08/26/25		224	DONATION -	100.00	-	3,480,308.40
3352	CR	2056462	08/26/25		3874	MISCELLANEOUS INCOME -	6,551.00	-	3,486,859.40
3353	CR	2056504	08/26/25		391535	MISCELLANEOUS INCOME -	474.00	-	3,487,333.40
3353	CR	2056502	08/26/25		4003133	Securis Insurance Pool -	1,823.92	-	3,489,157.32
3353	CR	2056501	08/26/25		4003156	Securis Insurance Pool -	1,823.92	-	3,490,981.24
3353	CR	2056468	08/26/25		510623161	Carothers, Robert Cougan -	218.28	-	3,491,199.52
3353	CR	2056467	08/26/25		510623275	Valadez, Armando -	7.33	-	3,491,206.85

CAFMA-Central Arizona Fire and Medical
GL Account Ledger - Detail By Period
8/1/2025 through 8/31/2025

Batch	Journal	Entry #	Date	Job	Document	Description	Debits	Credits	Balance
10.1100.0.0.000			CASH WITH YAVAPAI COUNTY (CONTINUED)						
3353	CR	2056466	08/26/25		539270	CITY OF PRESCOTT -	\$1,178.00	\$-	\$3,492,384.85
3353	CR	2056503	08/26/25		894316364	MISCELLANEOUS INCOME -	8,000.00	-	3,500,384.85
3353	CR	2056498	08/26/25		9839	DONATION -	100.00	-	3,500,484.85
3353	CR	2056470	08/26/25		9913897098	HELLS GATE FIRE DEPARTMENT -	1,528.14	-	3,502,012.99
3352	CR	2056461	08/26/25		CASH	MISCELLANEOUS INCOME -	1,500.00	-	3,503,512.99
3353	CR	2056500	08/26/25		CASH	MISCELLANEOUS INCOME -	700.00	-	3,504,212.99
3359	CR	2066001	08/28/25		1492681	AZ Dept of Forestry & Fire Mgt -	8,521.28	-	3,512,734.27
3359	CR	2066002	08/28/25		1492681	AZ Dept of Forestry & Fire Mgt -	35,920.54	-	3,548,654.81
3359	CR	2065970	08/28/25		16043	CHRISTOPHER KOHLS FIRE DEPT -	159.26	-	3,548,814.07
3359	CR	2065971	08/28/25		16045	CHRISTOPHER KOHLS FIRE DEPT -	323.11	-	3,549,137.18
3359	CR	2065975	08/28/25		2580	PACE ACADEMY -	207.44	-	3,549,344.62
3359	CR	2065972	08/28/25		326816	Town of Prescott Valley -	324.16	-	3,549,668.78
3359	CR	2066000	08/28/25		3558672852	RECORDS REQUEST -	22.00	-	3,549,690.78
3359	CR	2065999	08/28/25		3567661952	RECORDS REQUEST -	22.00	-	3,549,712.78
3359	CR	2065998	08/28/25		5010	CPR CLASS -	160.00	-	3,549,872.78
3359	CR	2065969	08/28/25		510623523	Chase, Rick -	25.09	-	3,549,897.87
3359	CR	2065968	08/28/25		510623525	MOORE, SCOTT -	14.68	-	3,549,912.55
3359	CR	2065976	08/28/25		5107	Crayton, Catherine -	392.13	-	3,550,304.68
3359	CR	2065967	08/28/25		539418	CITY OF PRESCOTT -	1,719.59	-	3,552,024.27
3359	CR	2065974	08/28/25		706401569	Ash Fork Fire Department -	5,501.09	-	3,557,525.36
3357	CD	2056668	08/28/25		756731096	A2Z Home Center, LLC - Cash Disbursement A2ZHOM	-	1,056.69	3,556,468.67
3357	CD	2056672	08/28/25		756731097	Arizona General / Ace Hardware - Cash Disbursement ACEHAR	-	15.64	3,556,453.03
3357	CD	2056679	08/28/25		756731098	Bennett Oil - Cash Disbursement BENOIL	-	146.36	3,556,306.67
3357	CD	2056681	08/28/25		756731099	Bob Murray and Associates - Cash Disbursement BOMUAS	-	8,282.21	3,548,024.46
3357	CD	2056683	08/28/25		756731100	Bound Tree Medical LLC - Cash Disbursement BOTRME	-	620.60	3,547,403.86
3357	CD	2056688	08/28/25		756731101	Bud Griffin Associates-Arizona - Cash Disbursement BUGRAS	-	2,238.43	3,545,165.43
3357	CD	2056690	08/28/25		756731102	Chase Bank - Cash Disbursement CHASE	-	1,208,609.31	2,336,556.12
3357	CD	2056850	08/28/25		756731102	Chase Bank - Void Check CHASE	1,208,609.31	-	3,545,165.43
3357	CD	2056725	08/28/25		756731104	L.N. Curtis & Sons - Cash Disbursement CUTOHE	-	9,513.95	3,535,651.48
3357	CD	2056736	08/28/25		756731105	El Rey Pumping Service - Cash Disbursement ELREPU	-	440.00	3,535,211.48
3357	CD	2056738	08/28/25		756731106	ELWOOD STAFFING - Cash Disbursement ELWSTA	-	952.40	3,534,259.08
3357	CD	2056740	08/28/25		756731107	ERP ADVISORS GROUP - Cash Disbursement ERPADV	-	3,280.00	3,530,979.08
3357	CD	2056742	08/28/25		756731108	Ferguson Enterprises LLC #3584 - Cash Disbursement FERENT	-	498.51	3,530,480.57
3357	CD	2056744	08/28/25		756731109	Foremost Promotions - Cash Disbursement FORPRO	-	5,197.64	3,525,282.93
3357	CD	2056760	08/28/25		756731110	Michael M. Golightly & Assoc - Cash Disbursement GOLMIC	-	3,088.31	3,522,194.62
3357	CD	2056764	08/28/25		756731111	W.W. Grainger, Inc - Cash Disbursement GRAING	-	308.70	3,521,885.92
3357	CD	2056767	08/28/25		756731112	Healthcare Medical Waste Svcs - Cash Disbursement HEMEWA	-	780.63	3,521,105.29
3357	CD	2056773	08/28/25		756731113	Matheson Tri-Gas, Inc - Cash Disbursement MATTRI	-	4,371.46	3,516,733.83
3357	CD	2056786	08/28/25		756731114	Melcher Printing, Inc - Cash Disbursement MELPRI	-	49.13	3,516,684.70
3357	CD	2056788	08/28/25		756731115	Motorola Solutions Inc - Cash Disbursement MOTSOL	-	148.65	3,516,536.05

CAFMA-Central Arizona Fire and Medical
GL Account Ledger - Detail By Period
8/1/2025 through 8/31/2025

Batch	Journal	Entry #	Date	Job	Document	Description	Debits	Credits	Balance
10.1100.0.0.000			CASH WITH YAVAPAI COUNTY (CONTINUED)						
3357	CD	2056791	08/28/25		756731116	NAPA Auto Parts - Cash Disbursement NAAUPA	\$-	\$522.91	\$3,516,013.14
3357	CD	2056802	08/28/25		756731117	O'Reilly Auto Parts - Cash Disbursement ORAUPA	-	617.20	3,515,395.94
3357	CD	2056810	08/28/25		756731118	Prescott Valley Ace Hardware - Cash Disbursement PVACHA	-	800.44	3,514,595.50
3357	CD	2056813	08/28/25		756731119	RWC Group - Cash Disbursement RWCINT	-	2,105.57	3,512,489.93
3357	CD	2056819	08/28/25		756731120	Staples Contract & Commerc.Inc - Cash Disbursement STACOM	-	10.66	3,512,479.27
3357	CD	2056822	08/28/25		756731121	D.G.Shoemaker & Associates Inc - Cash Disbursement SUNSUP	-	2,448.91	3,510,030.36
3357	CD	2056825	08/28/25		756731122	Tessco, Inc - Cash Disbursement TESSCO	-	8,146.92	3,501,883.44
3357	CD	2056831	08/28/25		756731123	Tyler Technologies Inc - Cash Disbursement TYLTEC	-	9,703.66	3,492,179.78
3357	CD	2056834	08/28/25		756731124	Unisource Energy Services - Cash Disbursement UNENSE	-	343.33	3,491,836.45
3357	CD	2056843	08/28/25		756731125	United Disposal, Inc - Cash Disbursement UNIDIS	-	288.00	3,491,548.45
3357	CD	2056845	08/28/25		756731126	Wex Bank - Cash Disbursement WEXBAN	-	22,081.28	3,469,467.17
3357	CD	2056885	08/28/25		756731127	Chase Bank - Cash Disbursement CHASE	-	1,208,609.31	2,260,857.86
3359	CR	2065973	08/28/25		90357	PAYSON FIRE DEPARTMENT -	5,480.03	-	2,266,337.89
3357	CD	2056699	08/28/25		DIR.DEP.PPE.08.23.1	Chase Bank - PR - DIRECT DEPOSIT- PPE 08.23.25	555,258.24	-	2,821,596.13
3357	CD	2056700	08/28/25		DIR.DEP.PPE.08.23.1	Chase Bank - PR - DIRECT DEPOSIT 3 - PPE 08.23.25	3,250.00	-	2,824,846.13
3357	CD	2056701	08/28/25		DIR.DEP.PPE.08.23.1	Chase Bank - PR - DIRECT DEPOSIT 2 - PPE 08.23.25	8,337.56	-	2,833,183.69
3357	CD	2056702	08/28/25		DIR.DEP.PPE.08.23.1	Chase Bank - PR - DIRECT DEPOSIT 1 - PPE 08.23.25	50,773.48	-	2,883,957.17
3357	CD	2056859	08/28/25		DIR.DEP.PPE.08.23.1	Chase Bank - Void Check	-	555,258.24	2,328,698.93
3357	CD	2056860	08/28/25		DIR.DEP.PPE.08.23.1	Chase Bank - Void Check	-	3,250.00	2,325,448.93
3357	CD	2056861	08/28/25		DIR.DEP.PPE.08.23.1	Chase Bank - Void Check	-	8,337.56	2,317,111.37
3357	CD	2056862	08/28/25		DIR.DEP.PPE.08.23.1	Chase Bank - Void Check	-	50,773.48	2,266,337.89
3357	CD	2056894	08/28/25		DIR.DEP.PPE.08.23.1	Chase Bank - PR - DIRECT DEPOSIT- PPE 08.23.25	555,258.24	-	2,821,596.13
3357	CD	2056895	08/28/25		DIR.DEP.PPE.08.23.1	Chase Bank - PR - DIRECT DEPOSIT 3 - PPE 08.23.25	3,250.00	-	2,824,846.13
3357	CD	2056896	08/28/25		DIR.DEP.PPE.08.23.1	Chase Bank - PR - DIRECT DEPOSIT 2 - PPE 08.23.25	8,337.56	-	2,833,183.69
3357	CD	2056897	08/28/25		DIR.DEP.PPE.08.23.1	Chase Bank - PR - DIRECT DEPOSIT 1 - PPE 08.23.25	50,773.48	-	2,883,957.17
3369	CR	2066494	08/31/25		08312025	Authorize.Net -	200.93	-	2,884,158.10
3338	CR	2046770	08/31/25		ADAMS	Ambulance Billing -	483.63	-	2,884,641.73
3345	CR	2046798	08/31/25		ADRIAN	Ambulance Billing -	142.33	-	2,884,784.06
3345	CR	2046794	08/31/25		AETNA?	Ambulance Billing -	142.09	-	2,884,926.15
3337	CR	2046722	08/31/25		BARNES	Ambulance Billing -	1,218.43	-	2,886,144.58
3337	CR	2046695	08/31/25		BARNETT	Ambulance Billing -	167.53	-	2,886,312.11
3337	CR	2046717	08/31/25		BEADLE	Ambulance Billing -	137.77	-	2,886,449.88
3337	CR	2046706	08/31/25		BEVIER	Ambulance Billing -	1,226.76	-	2,887,676.64
3337	CR	2046694	08/31/25		BOLLINGER	Ambulance Billing -	676.24	-	2,888,352.88
3337	CR	2046684	08/31/25		BRANINBURG	Ambulance Billing -	164.68	-	2,888,517.56
3337	CR	2046715	08/31/25		BRATT	Ambulance Billing -	135.37	-	2,888,652.93
3365	CR	2066277	08/31/25		BRYANT	Ambulance Billing -	1,960.38	-	2,890,613.31
3337	CR	2046702	08/31/25		BUNDY	Ambulance Billing -	135.13	-	2,890,748.44
3365	CR	2066279	08/31/25		CARREON	Ambulance Billing -	1,920.00	-	2,892,668.44
3341	GJ	2046778	08/31/25		Cash With Yav Cty	Fire Authority Funding	150,967.58	-	3,043,636.02
3344	GJ	2046785	08/31/25		Cash With Yav Cty	August 2025 Trf CC & Ambo Rev To GF	155,000.00	-	3,198,636.02

CAFMA-Central Arizona Fire and Medical
GL Account Ledger - Detail By Period
8/1/2025 through 8/31/2025

Batch	Journal	Entry #	Date	Job	Document	Description	Debits	Credits	Balance
10.1100.0.0.000			CASH WITH YAVAPAI COUNTY (CONTINUED)						
3375	GJ	2066776	08/31/25		Cash With Yav Cty	August 2025 Interest Revenue	\$41,390.57	\$-	\$3,240,026.59
3377	GJ	2066781	08/31/25		Cash With Yav Cty	Check Reversal Due to Ck Error	-	9,017.15	3,231,009.44
3337	CR	2046718	08/31/25		CC PACH PMTS	Ambulance Billing -	2,504.82	-	3,233,514.26
3337	CR	2046686	08/31/25		CLEGG	Ambulance Billing -	163.48	-	3,233,677.74
3337	CR	2046701	08/31/25		COSTANTINO	Ambulance Billing -	117.48	-	3,233,795.22
3337	CR	2046698	08/31/25		CROUCH	Ambulance Billing -	135.13	-	3,233,930.35
3345	CR	2046788	08/31/25		ENES	Ambulance Billing -	164.44	-	3,234,094.79
3365	CR	2066278	08/31/25		ENGEL	Ambulance Billing -	1,946.40	-	3,236,041.19
3345	CR	2046797	08/31/25		FISHER	Ambulance Billing -	531.59	-	3,236,572.78
3337	CR	2046693	08/31/25		FLARO	Ambulance Billing -	1,815.60	-	3,238,388.38
3337	CR	2046723	08/31/25		FRAME	Ambulance Billing -	1,235.09	-	3,239,623.47
3337	CR	2046700	08/31/25		GABRIEL	Ambulance Billing -	136.33	-	3,239,759.80
3337	CR	2046680	08/31/25		GRAHAM	Ambulance Billing -	90.98	-	3,239,850.78
3365	CR	2066280	08/31/25		GRIFFIN	Ambulance Billing -	1,796.40	-	3,241,647.18
3345	CR	2046791	08/31/25		HALVORSON	Ambulance Billing -	112.20	-	3,241,759.38
3337	CR	2046687	08/31/25		HARVEY	Ambulance Billing -	2,071.20	-	3,243,830.58
3337	CR	2046712	08/31/25		HINGST	Ambulance Billing -	147.61	-	3,243,978.19
3337	CR	2046710	08/31/25		HOLGATE	Ambulance Billing -	824.93	-	3,244,803.12
3337	CR	2046711	08/31/25		JAQUETTE	Ambulance Billing -	1,916.40	-	3,246,719.52
3337	CR	2046688	08/31/25		JENKINS	Ambulance Billing -	1,944.00	-	3,248,663.52
3338	CR	2046771	08/31/25		JONES	Ambulance Billing -	1,786.80	-	3,250,450.32
3337	CR	2046720	08/31/25		KANE	Ambulance Billing -	705.64	-	3,251,155.96
3337	CR	2046681	08/31/25		KEIM	Ambulance Billing -	138.52	-	3,251,294.48
3337	CR	2046707	08/31/25		LONASEE	Ambulance Billing -	1,235.09	-	3,252,529.57
3337	CR	2046703	08/31/25		LONG	Ambulance Billing -	1,235.09	-	3,253,764.66
3337	CR	2046709	08/31/25		MARKEL	Ambulance Billing -	127.08	-	3,253,891.74
3345	CR	2046796	08/31/25		MATHESON	Ambulance Billing -	136.57	-	3,254,028.31
3337	CR	2046708	08/31/25		MAY	Ambulance Billing -	1,251.75	-	3,255,280.06
3337	CR	2046721	08/31/25		MCCALISTER	Ambulance Billing -	1,792.80	-	3,257,072.86
3337	CR	2046689	08/31/25		MCLAIN	Ambulance Billing -	168.73	-	3,257,241.59
3337	CR	2046682	08/31/25		MELLIES	Ambulance Billing -	461.60	-	3,257,703.19
3337	CR	2046683	08/31/25		NAMOCK	Ambulance Billing -	166.60	-	3,257,869.79
3345	CR	2046789	08/31/25		ODROBINAK	Ambulance Billing -	136.12	-	3,258,005.91
3337	CR	2046705	08/31/25		ONAK	Ambulance Billing -	1,800.00	-	3,259,805.91
3337	CR	2046699	08/31/25		PANCOAST	Ambulance Billing -	677.42	-	3,260,483.33
3337	CR	2046713	08/31/25		PETTIT	Ambulance Billing -	273.62	-	3,260,756.95
3337	CR	2046692	08/31/25		RILEY	Ambulance Billing -	167.53	-	3,260,924.48
3345	CR	2046795	08/31/25		SCHAPPERT	Ambulance Billing -	132.49	-	3,261,056.97
3337	CR	2046724	08/31/25		SIMS	Ambulance Billing -	1,235.09	-	3,262,292.06
3337	CR	2046691	08/31/25		STATE OF CA	Ambulance Billing -	166.84	-	3,262,458.90
3337	CR	2046719	08/31/25		STOREY	Ambulance Billing -	1,235.09	-	3,263,693.99
3337	CR	2046690	08/31/25		TRICARE	Ambulance Billing -	672.04	-	3,264,366.03
3337	CR	2046716	08/31/25		TURNER	Ambulance Billing -	147.48	-	3,264,513.51
3337	CR	2046696	08/31/25		VAN HAREN	Ambulance Billing -	147.61	-	3,264,661.12
3345	CR	2046790	08/31/25		VAUGHN	Ambulance Billing -	131.32	-	3,264,792.44
3337	CR	2046685	08/31/25		WARD.OF.STATE	Ambulance Billing -	242.84	-	3,265,035.28

CAFMA-Central Arizona Fire and Medical
GL Account Ledger - Detail By Period
8/1/2025 through 8/31/2025

Batch	Journal	Entry #	Date	Job	Document	Description	Debits	Credits	Balance
10.1100.0.0.000			CASH WITH YAVAPAI COUNTY (CONTINUED)						
3337	CR	2046704	08/31/25		WHITE	Ambulance Billing -	\$162.73	\$-	\$3,265,198.01
3337	CR	2046697	08/31/25		WILLIAMS	Ambulance Billing -	158.76	-	3,265,356.77
3345	CR	2046792	08/31/25		WILLIAMS	Ambulance Billing -	165.13	-	3,265,521.90
3337	CR	2046714	08/31/25		WOOD	Ambulance Billing -	1,468.80	-	3,266,990.70
3345	CR	2046793	08/31/25		WORKMAN	Ambulance Billing -	2,148.80	-	3,269,139.50
CASH WITH YAVAPAI COUNTY TOTALS:							<u>\$4,220,866.08</u>	<u>\$7,368,941.82</u>	<u>\$3,269,139.50</u>
TOTAL OF LEDGER:							<u>\$4,220,866.08</u>	<u>\$7,368,941.82</u>	<u>\$3,269,139.50</u>

CAFMA-Central Arizona Fire and Medical
GL Trial Balance Worksheet
For The Period of 8/1/2025 through 8/31/2025

Account	Description	Balances				Adjustments
		Beginning	Debits	Credits	Ending	
10.1100.0.0.000	Cash with Yavapai County	\$6,417,215.24	\$4,220,866.08	\$7,368,941.82	\$3,269,139.50	
TOTALS:		\$6,417,215.24	\$4,220,866.08	\$7,368,941.82	\$3,269,139.50	

* Inactive accounts are marked and appear in grey.

CENTRAL ARIZONA FIRE AND MEDICAL AUTHORITY
PSPRS Contingency Reserve Fund FY 25-26

Date	Transaction	Debit	Credit	Balance
07/01/25	Beginning Balance			\$ 2,033,155.87
TOTALS:		\$0.00	\$0.00	\$ 2,033,155.87

Document Reference : 3f17df06-cc80-4fd7-93bc-35f9c10c4fcf

Document Title : August 2025 CAFMA GF Bank Reconciliation

Document Region : Northern Virginia

Sender Name : Katie Reeves

Sender Email : kreeves@cazfire.gov

Total Document Pages : 69

Secondary Security : Not Required

Participants

- 1. Katie Reeves (kreeves@cazfire.gov)
- 2. Cody Rose (crose@CAZfire.gov)
- 3. John Feddema (jfeddema@cazfire.gov)

CC

- 1. sdixson@cazfire.gov
- 2. dkrizo@cazfire.gov
- 3. kmauldin@cazfire.gov

Document History

Timestamp	Description
09/11/2025 12:14PM US/Arizona	Sender downloaded document.
09/11/2025 12:51PM US/Arizona	Document sent by Katie Reeves (kreeves@cazfire.gov).
09/11/2025 12:52PM US/Arizona	Document viewed by Katie Reeves (kreeves@cazfire.gov). 24.117.179.98 Mozilla/5.0 (Windows NT 10.0; Win64; x64) AppleWebKit/537.36 (KHTML, like Gecko) Chrome/140.0.0.0 Safari/537.36
09/11/2025 12:52PM US/Arizona	Katie Reeves (kreeves@cazfire.gov) has agreed to terms of service and to do business electronically with Katie Reeves (kreeves@cazfire.gov). 24.117.179.98 Mozilla/5.0 (Windows NT 10.0; Win64; x64) AppleWebKit/537.36 (KHTML, like Gecko) Chrome/140.0.0.0 Safari/537.36
09/11/2025 12:52PM US/Arizona	Signed by Katie Reeves (kreeves@cazfire.gov). 24.117.179.98 Mozilla/5.0 (Windows NT 10.0; Win64; x64) AppleWebKit/537.36 (KHTML, like Gecko) Chrome/140.0.0.0 Safari/537.36
09/11/2025 12:52PM US/Arizona	Email sent to Cody Rose (crose@CAZfire.gov).
09/11/2025 12:53PM US/Arizona	Email sent to Cody Rose (crose@CAZfire.gov).
09/11/2025 12:55PM US/Arizona	Document viewed by Cody Rose (crose@CAZfire.gov). 24.117.179.98 Mozilla/5.0 (Windows NT 10.0; Win64; x64) AppleWebKit/537.36 (KHTML, like

Document History

Timestamp	Description
	Gecko) Chrome/140.0.0.0 Safari/537.36
09/11/2025 12:56PM US/Arizona	Cody Rose (crose@CAZfire.gov) has agreed to terms of service and to do business electronically with Katie Reeves (kreeves@cazfire.gov). 24.117.179.98 Mozilla/5.0 (Windows NT 10.0; Win64; x64) AppleWebKit/537.36 (KHTML, like Gecko) Chrome/140.0.0.0 Safari/537.36
09/11/2025 12:56PM US/Arizona	Signed by Cody Rose (crose@CAZfire.gov). 24.117.179.98 Mozilla/5.0 (Windows NT 10.0; Win64; x64) AppleWebKit/537.36 (KHTML, like Gecko) Chrome/140.0.0.0 Safari/537.36
09/11/2025 12:56PM US/Arizona	Document viewed by Cody Rose (crose@CAZfire.gov). 24.117.179.98 Mozilla/5.0 (Windows NT 10.0; Win64; x64) AppleWebKit/537.36 (KHTML, like Gecko) Chrome/140.0.0.0 Safari/537.36
09/11/2025 12:57PM US/Arizona	Email sent to John Feddema (jfeddema@cazfire.gov).
09/11/2025 02:06PM US/Arizona	Document viewed by John Feddema (jfeddema@cazfire.gov). 24.117.179.98 Mozilla/5.0 (Windows NT 10.0; Win64; x64) AppleWebKit/537.36 (KHTML, like Gecko) Chrome/140.0.0.0 Safari/537.36
09/11/2025 02:06PM US/Arizona	John Feddema (jfeddema@cazfire.gov) has agreed to terms of service and to do business electronically with Katie Reeves (kreeves@cazfire.gov). 24.117.179.98 Mozilla/5.0 (Windows NT 10.0; Win64; x64) AppleWebKit/537.36 (KHTML, like Gecko) Chrome/140.0.0.0 Safari/537.36
09/11/2025 02:06PM US/Arizona	Signed by John Feddema (jfeddema@cazfire.gov). 24.117.179.98 Mozilla/5.0 (Windows NT 10.0; Win64; x64) AppleWebKit/537.36 (KHTML, like Gecko) Chrome/140.0.0.0 Safari/537.36
09/11/2025 02:06PM US/Arizona	Document copy sent to Katie Reeves (kreeves@cazfire.gov).
09/11/2025 02:06PM US/Arizona	Document copy sent to dkrizo@cazfire.gov.
09/11/2025 02:06PM US/Arizona	Document copy sent to sdixson@cazfire.gov.
09/11/2025 02:06PM US/Arizona	Document copy sent to kmauldin@cazfire.gov.
09/11/2025 02:06PM US/Arizona	Document copy sent to Katie Reeves (kreeves@cazfire.gov).
09/11/2025 02:06PM US/Arizona	Document copy sent to Cody Rose (crose@CAZfire.gov).
09/11/2025 02:06PM US/Arizona	Document copy sent to John Feddema (jfeddema@cazfire.gov).

SAMPLE

Central Arizona Fire and Medical Authority

FIRE PROTECTION SERVICES AGREEMENT

This Fire Protection Agreement is made effective _____, between the Central Arizona Fire and Medical Authority, a political subdivision of the State of Arizona, hereinafter referred to as "AGENCY" and _____, hereinafter referred to as the "Applicant." The property under consideration is described as:

Street Address:

Mailing Address:

Contact Phone Number:

Yavapai County Assessor's Parcel Number:

IT IS THEREFORE MUTUALLY UNDERSTOOD AND AGREED AS FOLLOWS:

1) Purpose. AGENCY shall provide fire protection and limited emergency medical services under the terms of this Agreement.

2) Duration and Renewal. The effective term of this Agreement shall be from _____ through **June 30, 2019**. The provisions of this Agreement shall renew automatically on July 1 of each year for consecutive one-year terms, unless either party pursues termination of the Agreement pursuant to Paragraph 11.

3) Services Provided. Fire Suppression, Emergency Rescue, and limited Emergency Medical Services (collectively "Emergency Services") will be provided under this Agreement. Unless the Incident Commander (senior AGENCY Officer present) requests additional help, AGENCY shall provide a standard response as determined by AGENCY dispatch protocols on each emergency call from the Applicant, subject to conditions below.

It is intended that the Emergency Services provided under this Agreement shall be made available to the individuals residing at the property described in the Preamble above (the "Property") or invitees of said residents (collectively, "Service Recipients") in conjunction with the above-referenced Property irrespective of whether the Property is owner-occupied or leased. While the Applicant shall be responsible for all fees assessed under this Agreement, AGENCY also reserves the right to invoice any actual Service Recipient for the services provided under this Agreement, according to the fee schedule adopted by AGENCY, as amended from time to time. Said billing shall be in addition to the service fee charged under this Agreement.

In providing services under this Agreement, AGENCY reserves the right to involve such other jurisdictions and EMS or suppression service providers as it deems necessary, consistent with its then current protocol. No assurances are made as to

whether, or to what extent, any such third party providers will respond. Applicant and Service Recipients may be responsible for any additional charges assessed by such other service providers.

Applicant herein acknowledges that AGENCY alone will determine its response to any given incident and that AGENCY alone will determine the number of units and personnel responding to such incident. Applicant further acknowledges that such response is subject to, among others and without limitation, any unforeseen circumstance, a major fire, other accidents, conflicting concurrent calls, reduction in force, road closure, poor road conditions, acts of God, or other situations in which there is a shortage of manpower or equipment. Applicant understands that the response time will likely be extended beyond that which might be regularly expected elsewhere within the jurisdictional boundaries of AGENCY by reason of the distance to and isolation of the Applicant's Property, the limited manpower available, access limitations, road conditions, and the other calls within AGENCY that may take priority, and Applicant hereby consents to the same. In addition, Applicant acknowledges and agrees that AGENCY's response and effectiveness may be limited by a lack of adequate water supply.

Applicant acknowledges and agrees that AGENCY may, in its sole discretion, give priority to other emergency calls either within AGENCY's jurisdictional boundaries or outside AGENCY boundaries, potentially causing a delay in response time. Further, Applicant acknowledges and agrees that AGENCY may, in conjunction with any call to the Property, respond with insufficient equipment or manpower on occasion, either by reason of limited manpower, equipment availability, resource allocation, or by reason of the limited information having been made available to AGENCY in conjunction with the determination of the appropriate response.

Applicant hereby acknowledges that no assurances are given or warranties made as to the response time or service level that will be offered, and agrees to hold the AGENCY harmless from and indemnify AGENCY for any and all damages which might be incurred by Applicant, Service Recipient, to Applicant's Property or to any third party's property or person, including that of any Service Recipient, by reason of extended response times, reduced equipment or manpower response, the decision to involve other service providers, failure to involve other jurisdictions or service providers, AGENCY's decision to allocate resources elsewhere either inside or outside of AGENCY's jurisdictional boundaries, the allocation of manpower or equipment, or other operational decisions which might result in delay or additional loss of life or property.

Further, Applicant acknowledges and agrees that AGENCY shall not be liable for the negligent act or omission of any third party service provider. Applicant also agrees that AGENCY is under no obligation to transport any Service Recipient. Applicant acknowledges that AGENCY does not hold a Certificate of Necessity and does NOT provide ambulance or non-emergency transport services, and that transport services are typically provided through a third party. Applicant, Service Recipient, or both, shall be solely responsible for any and all expenses associated with any transport services utilized by either.

4) Response Time. AGENCY shall make reasonable efforts to respond to Applicant's emergency calls in a manner consistent with then-current agency protocol, subject to the terms and conditions set forth in this Agreement. Applicant hereby acknowledges that response times are subject to variations due to existing weather conditions, road conditions, travel distance, traffic conditions, property identification, conflicting responses, equipment and manpower availability or allocation, and access to Applicant's Property. Applicant acknowledges that because of the substantial distance involved, the minimum response time likely to be experienced by Applicant may exceed that of other recipients within the jurisdictional boundaries of AGENCY, and that no assurances are given by the AGENCY as to what ISO rating might apply to the Applicant's Property.

5) Routing Information. Applicant agrees that it shall provide AGENCY with current routing information to Applicant's Property in a form acceptable to AGENCY Fire Chief, and will endeavor to inform all occupants of subject Property of the proper procedures to follow in case of fire.

6) Access. Applicant hereby specifically acknowledges that standard access roads sufficient to allow AGENCY fire equipment to reach the scenes of emergency calls are a significant factor in AGENCY's ability to respond to emergency calls within a reasonable and expeditious time. If access roadways are not maintained by other public service agencies, the responsibility of providing and maintaining adequate access rests solely with Applicant. Applicant hereby agrees to hold AGENCY harmless from and to fully indemnify AGENCY for any liability or damages arising from any delay which might occur by reason of limited, inadequate or poorly maintained access, inadequate address or access description, or failure of Applicant or the Property to comply with applicable fire codes, building codes, zoning codes or recommendations or requirements made by any agency or AGENCY.

Applicant hereby grants to AGENCY the right of ingress and egress and to enter upon Applicant's Property for purposes of conducting inspections to determine accessibility, and to observe any other matters which may affect AGENCY's ability to provide services under this Agreement. Nothing herein shall be construed as requiring AGENCY to make any such inspection, or to require that AGENCY report to the Property owner in regard to any accessibility issues.

7) Compensation; Calculation; Payment. As consideration for AGENCY's provision of Emergency Services under this Agreement, Applicant shall pay to AGENCY a sum (the "Service Fee") equal to the amount which would be paid if the Applicant's Property was located in and taxable by the respective fire district (either the Central Yavapai Fire District or the Chino Valley Fire District) which would otherwise contract to provide such services to Applicant at that fire district's then current tax rate, any applicable bond debt servicing rates, plus an administrative fee equal to \$50.00 as modified from time to time. The Service Fee shall be owed to AGENCY by Applicant even if there is no current county tax assessed on the Property: by reason of the fact that the property is considered to be non-taxable; because no net assessed value has

been established; or for any other reason. In that event, for the purpose of calculating the Service Fee to be paid by the Applicant, 10% of the full cash value as indicated by the county assessor's office may be used as the assessed value, or if the full cash value is not available, the value of the property shall be established by way of appraisal conducted by a duly-licensed real estate appraiser provided by and solely at the cost of Applicant.

If the property is appraised, the assessed value will be 10% of the appraisal. The then current fire district tax rate shall be applied to said property value, plus any then-applicable bond debt service rates and an administrative fee equal to \$50.00. If for some reason the current assessed value information is unavailable, then the Service Fee under this contract, as renewed, will be equal to the Service Fee charged for the immediately preceding service year, plus 10%, until such time as the current property value information becomes available, at which time the fee for the then-current year shall be recalculated and an adjustment to the Service Fee made.

Payment shall be due when this Agreement is signed; alternatively, payment arrangements may be approved in the sole discretion of AGENCY for quarterly payments with the first payment being due and payable simultaneous with the execution of this Agreement and thereafter on the first day of each subsequent quarter. Any payment not received within 30 days of the due date will be considered in default and may result in the termination of this Agreement. For the initial term of the Agreement, the parties agree that the fee shall be \$«F17», but that such fee may be prorated (based on 12 months).

In the event of termination of this Agreement due to non-payment by Applicant of the agreed Service Fee within 30 days of due date, Applicant must reapply for Emergency Services pursuant to a new Agreement. In such event, the only option for payment under such new Agreement shall be for payment of all monies due in full at the time of execution of the new Agreement; other payment arrangements will only be considered upon renewal of the Agreement after completion of the initial term of the new Agreement.

The Service Fee paid to AGENCY by Applicant pursuant to this Agreement shall be considered earned by AGENCY when paid, and shall not be conditioned upon or modified by reason of the number of responses made by AGENCY to the Applicant's property during the term of this Agreement. While Applicant shall be responsible for all Service Fees assessed under this Agreement, AGENCY also reserves the right to invoice any actual Service Recipients for the services provided under this Agreement according to the then-current fee schedule adopted by AGENCY, as amended from time to time. Said invoice shall be in addition to any Service Fee due under the terms of this Agreement.

8) Insurance. Applicant shall provide AGENCY with a current certificate of liability and hazard insurance, together with the name and address of insurance agent, name of insurance company providing coverage, and insurance policy number.

9) Waiver and Disclaimer of Liability. Applicant agrees that AGENCY shall not be liable for any consequential damages to Applicant or any Service Recipient, including but not limited to any lost income or profits suffered by Applicant or any Service Recipient. In consideration of AGENCY's agreement to provide services under the terms of this Agreement, Applicant agrees to hold AGENCY harmless and hereby releases AGENCY from and indemnifies AGENCY for any and all claims, demands, liability and causes of action that may arise as a result of AGENCY providing the services described herein. Applicant specifically agrees to hold AGENCY harmless from, in addition to the foregoing, any claims, demands, liability or causes of action which might arise out of AGENCY's inability to provide, or any delay or limits in providing services, due in whole or in part to the conditions spelled out in Sections 3, 4, 5, and 6 of this Agreement.

10) No Third-Party Beneficiaries. This Agreement will be for the benefit of the parties named herein only and shall not be construed as having been entered into for the benefit of any third party.

11) No Warranties. Nothing herein shall be construed as a warranty by AGENCY against damages, whether to real property or personal property, which may result by way of fire, injury to a person, by accident or any other emergency occurring on Applicant's Property.

12) Limitation of Damages. In the event of breach or non-performance by AGENCY, Applicant's sole remedy shall be limited to the termination of this Agreement and refund of any unearned fees for that current contract year, the parties hereto having agreed that said fees are a reasonable amount of damages. This limitation of damages shall bind, without limitation, Service Recipients, family members, legal representatives, assigns and successors in interest of the Applicant. The waiver, hold harmless and indemnification provisions of this Agreement are for the benefit of AGENCY and shall survive the termination of this Agreement.

13) Termination. Either party may terminate this Agreement by thirty (30) days' written notice of termination delivered to the other party at these addresses:

For AGENCY:

Central Arizona Fire and Medical Authority
8603 E. Eastridge Drive
Prescott Valley, AZ 86314

For Applicant:

In the event of termination of this Agreement after the Applicant has paid the required payment due for that term, AGENCY shall return funds to the Applicant prorated on a per day basis for the period after the date of termination.

In the event Applicant sells the subject property or otherwise disposes of the same, this Agreement will terminate immediately upon notification from the Applicant of same; provided, however, that the indemnification requirements imposed on Applicant under this Agreement for incidents occurring during the term of this Agreement shall survive the termination hereof. Nothing herein shall prevent AGENCY from negotiating a new emergency services Agreement with the new owner of the subject property.

14) Cancellation Due to Conflict. AGENCY may cancel this Agreement pursuant to the mandates of A.R.S. §38-511.

15) Severability. If any provision of this Agreement shall be held to be unconstitutional, invalid, or unenforceable, it shall be deemed severable; however, the remainder of the Agreement shall not be affected and shall remain in full force and effect.

16) Fire Code Compliance. Applicant hereby specifically acknowledges that all operations and activities, as well as new construction, and remodel of structures when applicable, will be in compliance with AGENCY's adopted Fire Code.

The undersigned warrants to AGENCY that the Applicant has the power to enter into this Agreement and that all necessary acts have been taken to enter into this Agreement.

APPLICANT

By _____
Date

CENTRAL ARIZONA FIRE & MEDICAL
AUTHORITY

Board Chair Date

ATTEST:

By _____
Date

Board Clerk Date

**IGINTERGOVERNMENTAL AGREEMENT BETWEEN
YAVAPAI COUNTY
AND
CENTRAL ARIZONA FIRE AND MEDICAL AUTHORITY**

This agreement is entered into this 1st day of October 2025 by and between Yavapai County through the Yavapai County Sheriff's Office (hereinafter referred to as "County/YCSO") and Central Arizona Fire and Medical Authority, a political subdivision of the state of Arizona (hereinafter referred to as "CAFMA.")

DEFINITIONS

Critical: All equipment which is imperative to the functions of the Yavapai County Sheriff's Office public-safety communications, including, but not limited to: mountaintop sites, radio infrastructure, dispatch consoles and equipment, or any other piece of equipment relating to a reliable, public-safety communications.

Noncritical: All equipment or services which do not immediately impact the reliability or availability of public-safety communications.

Routine: All maintenance, installation, upgrades, consultation, and standard professional services.

RECITALS

WHEREAS the purpose of this Agreement is to fulfill the need for the establishment and continuing maintenance of modern and reliable public-safety communications systems for YCSO; and

WHEREAS this Agreement includes all sites where YCSO requires technical service for its communication infrastructure and equipment; and

WHEREAS all communications systems components will be provided by YCSO; and

WHEREAS additionally, YCSO has a need for the maintenance of the YCSO communications systems as outlined in the Agreement; and

WHEREAS YCSO has a need for the design, implementation, technical services, maintenance of communications systems, dispatch consoles, furniture, and technology; and

WHEREAS YCSO agrees to compensate CAFMA for the cost of providing technical services and maintenance of the required communications systems, equipment and infrastructure as outlined in this Agreement; and

WHEREAS YCSO and CAFMA are authorized to enter into this Agreement by approval of the Yavapai County Board of Supervisors and the CAFMA Governing Board pursuant to A.R.S. §9-240 *et seq.*, A.R.S. § 11-251 *et seq.*, A.R.S. §11-952 *et seq.*, and A.R.S. §48-805 *et seq.*

NOW THEREFORE, In consideration of the mutual promises and undertakings of the parties hereinafter set forth, it is hereby agreed as follows:

COVENANTS

- 1) Both parties agree:
 - a) YCSO shall contact and discuss with CAFMA's telecommunications staff the planning, direction, engineering, installation, removal, maintenance, or service of equipment and infrastructure associated with YCSO's communications network. This would include but not limited to mobile and portable radios, communications and/or network infrastructure, repeater systems and technologies, and dispatch equipment, software, and furniture.
 - b) Both parties agree to meet regularly to discuss current projects and roadblocks, budgetary items, reporting of known issues, And upcoming events or operational communications needs. These meetings will be held bi-monthly (every other month). YCSO shall work with CAFMA's telecommunications staff to develop and maintain an ongoing 5-year communications strategic plan, including bi-annual meetings dedicated to updating and revising the strategic plan.
 - c) YCSO shall provide reasonable access to its premises, infrastructure, and equipment to allow for the services contemplated by this Agreement.
 - d) YCSO shall grant general oversight to all radio communications equipment, including mobile radios, portable radios, land mobile radio systems, and associated peripherals.
 - e) CAFMA shall agree to work with YCSO personnel and / or representatives who manage certain portions of the communications program to ensure proper configuration and implementation. YCSO shall maintain a list of personnel and their roles and responsibilities pertaining to the communications program.
 - f) CAFMA will work to implement the YCSO communications 5-year strategic plan, providing regular feedback on milestones, roadblocks, and recommendations for long-term capital purchases necessary to achieve the goals outlined in the strategic plan.
 - g) CAFMA will provide ongoing maintenance and installation of YCSO's communication systems infrastructure, as set forth in the attached Attachment #2, on a proactive and an as-needed and on-call basis. This includes mountaintop systems both current and future, YCSO radio equipment, YCSO Dispatch, YCSO radio equipment at two YCSO justice centers, and related equipment.
 - h) YCSO agrees to perform or outsource proper installation of all in-vehicle mobile radios, antennas, and related equipment is YCSO vehicles. CAFMA agrees to perform a vehicle in-service for all YCSO vehicles prior to vehicle issuance, including programming, connector installation, and testing to ensure the proper functioning of the radio and all related accessories.
 - i) All parts and equipment will be provided and purchased solely by YCSO unless agreed upon by both parties in writing in advance, whereupon CAFMA may procure equipment and invoice YCSO.

- i. YCSO will pay CAFMA for all actual costs incurred for purchases of parts, supplies, depot/factory/manufacture-repair and/or services, including any shipping or handling expenses charged by any vendor within 30 days of receiving invoice. CAFMA will not charge any mark-up, administrative charges or handling charges on any parts and supplies so purchased.
 - j) CAFMA will make recommendations for long-term capital replacement and system enhancements.
 - k) YCSO will timely provide any specialty tools and/or other associated equipment not currently in the possession of CAFMA to accommodate the requirements of this Agreement at its own sole expense as advised by CAFMA telecommunications staff.
- 2) CAFMA agrees to provide the services contained within this Agreement in the following time elements. All items listed as critical will receive an outage acknowledgement within (2) hours of notification of equipment failure. All Items considered noncritical will receive a request acknowledgement within (48) hours. All items considered routine will be accommodated as scheduling allows.
 - a) Installation or removal of equipment, consultation and design will be considered routine.
 - b) Equipment failures of YCSO equipment at YCSO Dispatch, mountaintop sites or other locations across the system that render the public safety radio system fully or partially inoperable and significantly diminish or prevent YCSO from exacting emergency services will be considered critical.
 - e) In cases where repair or maintenance can be accomplished remotely, a physical response may not be required-
- 3) YCSO agrees to pay CAFMA the sum of \$130,000 payable on October 1, 2025, for the first 12 months of this Agreement for all services rendered pursuant to this Agreement, such services commencing on October 1, 2025. In exchange for said flat fee, YCSO shall be entitled to the use of CAFMA staff and technical services as required when not in conflict with the technical/communications requirements of CAFMA to meet the end goal of a reliable public-safety communications system for YCSO.
- 4) In addition, YCSO shall pay to CAFMA all overtime differential incurred by any technical support personnel employed by CAFMA earned by reason of or while working on issues relating to YCSO on a bi-weekly basis following each employee's current pay schedule, which shall be billed to YCSO on a monthly basis, as more fully set forth below.
- 5) For each year after the initial 12-month term, the parties stipulate and agree that the annual flat fee sum shall be adjusted according to the Western States CPI (Consumer Price Index). That adjusted amount will be due on the annual anniversary date of October 1 for each renewal period.

YCSO shall pay CAFMA an annual cost intended for to offset the capital and other regular costs associated with a vehicle used by CAFMA technicians in support of the YCSO radio system in the amount of \$10,000 annually for the duration of this agreement.

- 6) CAFMA will compute an invoice, on a monthly basis, for all overtime for services and/or any parts and/or supplies referenced in this Agreement. The billing will be for a period of service for which it is submitted (e.g. "previous month") and will include an itemized list of services provided. All invoices submitted pursuant to this Agreement shall be dated and reflect the Agreement number. All records including invoices, employee time sheets, and accounting logs shall be retained in compliance with A.R.S. §35-214.
- 7) The initial term of this Agreement shall be for two (2) years and shall be effective from October 1, 2025, through September 30, 2027, unless sooner terminated or further extended pursuant to the provisions of this Agreement. Thereafter, the County, in its sole discretion, may extend the Term for additional three (3) one (1) year periods. Either agency may cancel the Agreement for any reason upon written notice to the other party thirty (30) days prior to the effective date of such cancellation. This Agreement may be terminated by either party pursuant to the requirements of A.R.S. §38-511.
 - a) Upon termination or cancellation of this Agreement, property used to provide the services which belong to YCSO or CAFMA shall, within a reasonable time period not to exceed thirty (30) days, be removed from service and returned to the respective owner or to a mutually agreed upon location. In the case of equipment that is collocated in CAFMA facilities that YCSO wants to retain in place, it may be necessary to calculate a post-contract monthly recurring fee. The parties agree to engage in negotiation contemporaneously with any notice of termination to calculate that fee, if required
- 8) This Agreement may be amended or changed only upon signed written agreement of both parties. Upon mutual agreement, Site-Specific or Function-Specific Supplemental Agreements may be incorporated into this Agreement with signed written approval of the County or its designated agents and the CAFMA Fire Board or its designated agents as an amendment to this agreement and thereafter added as an exhibit to this agreement. All other terms and conditions of this original Agreement shall remain in full force and effect unless expressly amended by the supplemental agreement. For purposes of the Agreement, the designated agents of the respective parties are:

Yavapai County

Central Arizona Fire and Medical
Authority

County Supervisor (or designee)

Fire Chief (or designee)

- 9) Indemnification: The parties to this Agreement shall indemnify and hold harmless each other and their respective departments, boards, employees, and agents, from any and all claims, liabilities, expenses, or third-party actions resulting from the indemnifying party's negligence incurred in connection with the performance of its responsibilities under this Agreement, whether said claims, liabilities, expenses or third-party actions arise by act or omissions of that party, their agents or employees, or whether by the acts or omissions of that party's subcontractors, their agents or employees. Nothing herein shall be construed as a waiver by any party of the right to bring an action for contribution against the other or against any third person or entity.
- 10) YCSO shall obtain and maintain public entity liability insurance coverage with minimum annual policy limits of \$2,000,000 naming CAFMA as an additional insured and shall, on or before the effective date of this Agreement provide CAFMA with a certificate of insurance confirming the existence of the required coverage and the addition of CAFMA as an additional insured.
- 11) CAFMA shall obtain and maintain public entity liability insurance coverage with minimal annual policy limits of \$2,000,000 naming Yavapai County and Yavapai County Sheriff's Office as additional insured and shall, on or before the effective date of this Agreement, provide YCSO with a certificate of insurance confirming the existence of the required coverage and the addition of YCSO as an additional insured.
- 12) Non-Discrimination: All persons, regardless of race, color, religion, sex, national origin or political affiliation, shall have equal access to employment opportunities, and all other applicable state and federal employment laws, rules and regulations; including the Americans with Disabilities Act. The parties shall take affirmative action to ensure that applicants for employment and employees are not discriminated against due to race, creed, color, religion, sex, national origin, genetic makeup or disability.
- 13) No Third-Party Beneficiaries: Nothing in the provisions of this Agreement is intended to create duties or obligations to, or rights in, third parties not parties to this Agreement or affects the legal liability of either party to the Agreement by imposing any standard of care different from the standard of care imposed by law. This Agreement is for the benefit of YCSO and CAFMA only.
- 14) Legal Arizona Worker's Act Compliance: The parties agree to comply with A.R.S. §41- 4401, the provisions of which are hereby incorporated by reference.
- 15) Worker's Compensation Coverage: All employees of a party to this Agreement, who work under the Jurisdiction or control of, or who work within the jurisdictional boundaries of the other party pursuant to this particular Intergovernmental Agreement, shall be deemed to be an employee of both parties hereunder, as

provided in A.R.S. §23-1022(D); however, the primary employer/party of such an employee shall be solely liable for payment of workers' compensation benefits for the purposes of this section. Each party herein shall comply with provisions of A.R.S. §23-1022 (E) by posting the public notice required.

- 16) Dispute resolution: Prior to proceeding to arbitration, the parties agree that they shall seek to resolve any dispute arising under this agreement by negotiation. In the event that such negotiation is unsuccessful the parties will participate in a mediation process to be overseen by an independent mediator selected by the parties as they may agree. Thereafter, to the extent required or permitted by A.R.S. §12-1518(8) and 12-133, the parties agree to resolve any remaining dispute arising out of this Agreement by arbitration to be conducted in Yavapai County, Arizona.
- 17) Severability: If any provision of this Agreement shall be held to be unconstitutional, invalid, or unenforceable, it shall be deemed severable; however, the remainder of the Agreement shall not be affected and shall remain in full force and effect.
- 18) This Agreement shall supersede all prior agreements with respect to the matter contained herein.

IN WITNESS WHEREOF, the parties hereto agree to carry out the terms of this Agreement and have executed this Agreement the day and year first written above.

SIGNATURE PAGE

Yavapai County

Central Arizona Fire and
Medical Authority

Approved and Accepted by:

Approved and Accepted by:

Mary Mallory
Yavapai County Board Chair
Date:

Board Chair
Date:

Attest by:

Attest by:

Jayne Rush
Clerk of the Board
Date:

Board Clerk
Date:

APPROVAL OF COUNSEL

I hereby state I have reviewed the proposed Intergovernmental Agreement and declare the Agreement to be in proper form and within the powers and authority granted to the parties by their respective governing bodies under the laws of the State of Arizona, as outlined herein.

Yavapai County Counsel
Date:

CAFMA Counsel
Date:

Attachment #1

YCSO Contact Information:

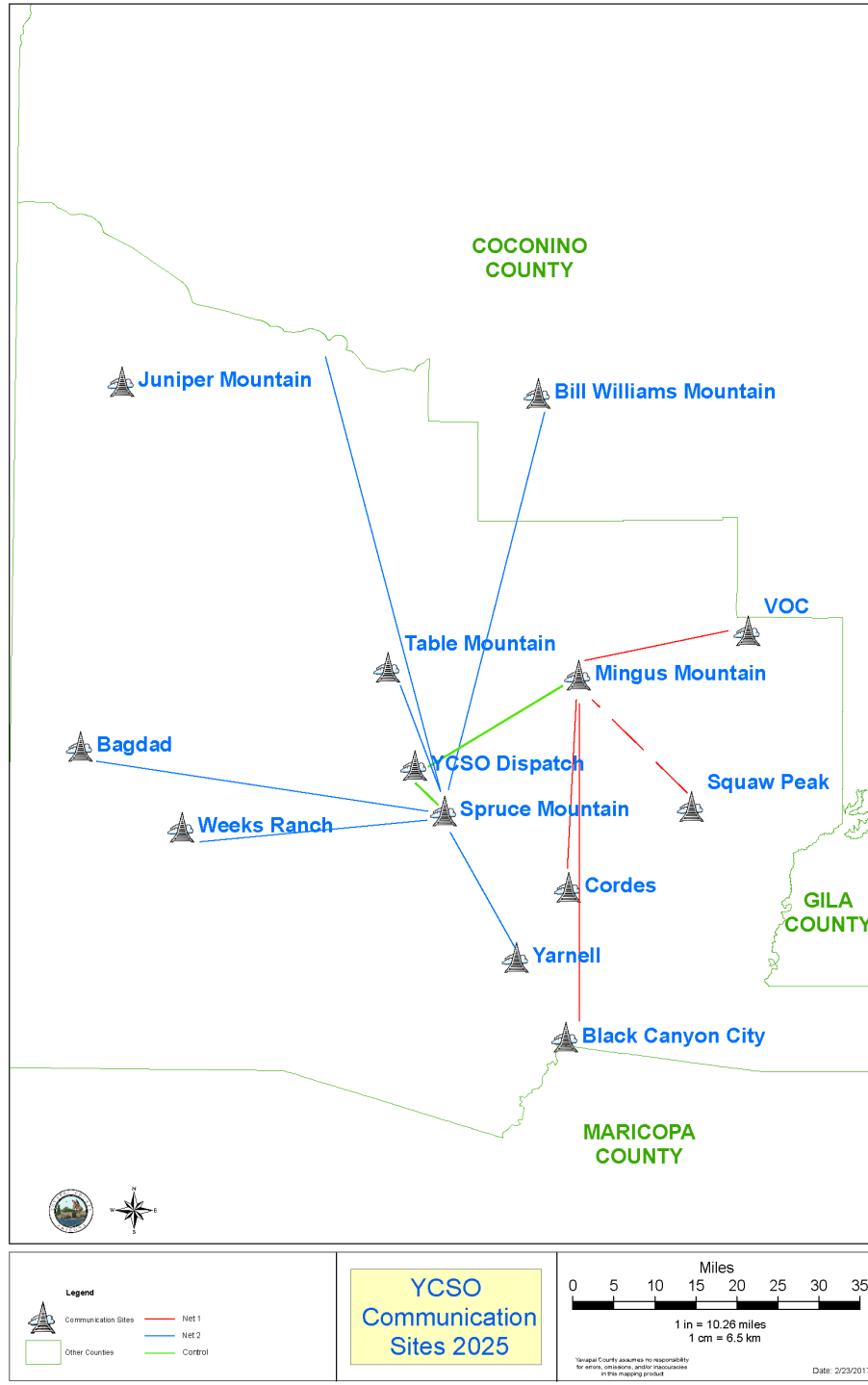
Law Enforcement Commander	(928) 771-3260
Law Enforcement Captain John Johnson	(928) 771-3260
Director of Administrative Service's	(928) 771-3260

CAFMA Contact Information:

Central Arizona Fire and Medical	(928) 772-7711
Jonah Van Tuyl	(928) 830-2488
Dave Legge	(928) 830-8570
Tony Frazier	(928) 925-5915

ATTACHMENT #2

DESCRIPTION OF INVENTORY



NET1:

Mingus Mountain: Zetron/Codan VHF Repeater, UHF Repeater, voted receiver, rectifier/power supply and back up batteries. Location: YCSO building.

VOC: Zetron/Codan VHF repeater, IP gateway, Cradlepoint/cellular link to CAFMA UHF link and IP gateway and DC UPS. Location: Haven health nursing home 505 Jacks Canyon rd.

Cordes: Zetron/Codan VHF repeater, UHF link, rectifier/power supply and back up batteries. Building owned by Mayer fir dist. Location: Tower lease through SCBA.

Squaw/Porcupine: Zetron/Codan VHF repeater, UHF link, voted receiver, rectifier/power supply and back up batteries. Location: DPS building

BCC: Zetron/Codan VHF repeater, UHF link, rectifier/power supply and back up batteries. Location: Merciful Heart Hermitage A House of Prayer for Priest

NET2:

Spruce: Zetron/Codan VHF Repeater, UHF Repeater, voted receiver for Net1, rectifier/power supply and back up batteries. Location: Spruce mt rd. CAFMA owned.

Table Mountain: Zetron/Codan VHF repeater, UHF link, rectifier/power supply and back up batteries. Location: Table mountain, owned by Midvale Telephone Company.

Hiline/Juniper: Zetron/Codan VHF repeater, UHF link, rectifier/power supply and back up batteries. Location: DPS site

Bill Williams: Zetron/Codan VHF repeater, UHF link, rectifier/power supply and back up- batteries. Location: DPS site

Yarnell: Zetron/Codan VHF repeater, UHF link, rectifier/power supply and back up- batteries. Location: Crown Castle site, lease.

Weeks: Zetron/Codan VHF repeater, UHF link, rectifier/power supply and back up- batteries. Location: DPS site

Bagdad: Zetron/Codan VHF repeater, UHF link, rectifier/power supply and back up- batteries. Location: Star Hill Owned by freeport McMoRan Mining Co.

103 3rd floor: Zetron/Codan Net1 and Net2 base stations, Net1 VHF repeater, Multibase base station. Rectifier/ power supplies for both 12volt and 48 volt. Back-up batteries.

YCJ Prescott: Zetron/Codan IP based voted repeater system.

YCJ Verde: Repeater voter system

PSAP/Dispatch: 7 position 12 channel Telex console.

Subscriber units: Approximately 400 subscriber units mobile and portable combined. Kenwood mobile, Harris and Motorola portables.

Attachment #4

Central Arizona Fire and Medical Authority 8603 E. Eastridge Drive Prescott Valley, AZ 86314
928-772-7711 | <https://cazfire.gov>

September 10th, 2025

UPDATED

Personnel Costs and Qualifications

Telecommunications Overtime Services Rates for after-hours callouts

between the

Central Arizona Fire and Medical Authority

And

Yavapai County Sheriff's Office

Jake Anglin (*Overtime) \$73.16

Land-Mobile Radio (LMR), Antennas and antennas systems, Subscriber Units

Tony Frazier (*Overtime) \$128.15

Land-Mobile Radio (LMR), Antennas and antenna systems, Multiplexers, Voters, AC and DC power systems, Point-to-Point Microwave, Subscriber Units, Dispatch Consoles (Telex)

Ian James (*Overtime) \$87.51

Land-Mobile Radio (LMR), Antennas and antenna systems, Multiplexers, Voters, AC and DC power systems, Point-to-Point Microwave, Subscriber Units, Dispatch Consoles (Zetron)

Dave Legge (*Overtime) \$128.15

Land-Mobile Radio (LMR), Antennas and antenna systems, Multiplexers, Voters, AC and DC power systems, Point-to-Point Microwave, Subscriber Units, Dispatch Consoles (Telex)

**Overtime rates apply to services provided outside CAFMA's normal business hours and are only billed for callouts by a YCSO representative. Rates will increase due to an annual raise or promotion. New rates will be sent as updates are made.*

CENTRAL ARIZONA FIRE AND MEDICAL AUTHORITY

FIXED ASSET PHYSICAL INVENTORY

ASSET NO.	DATE ACQUIRED	ASSET DESCRIPTION #1	ASSET DESCRIPTION #2	ASSET ID	ORIGINAL COST	Notes
Buildings:						
496	2/1/1978	St 57 Building - Old	Const 1978-SqFt 2,200, 8100 Williamson Valley	St 50B	\$51,501.00	Turned over to AZ State Land 2023
1964	6/30/1998	St 57 Remodel - Old	St50 Remodel-1998,2200 SF,8100 Williamson Vly	St 50B	\$5,596.00	Turned over to AZ State Land
Equipmnet						
Tech Svcs						
2408	7/10/2000	Computer Eq	Laptop-all parts + leather case	2631	\$5,414.00	Recycled
2272	7/13/2000	Toshiba Projector	Toshiba Projector With Camera	2652	\$7,844.00	Recycled
2403	5/20/2001	Computer Eq	Work for cable one set up	N/A	\$25,430.00	Recycled
2659	10/3/2002	Computer Eq	Citrix Server Compaq +36.4 GB HD +512MB SDRAM	N/A	\$8,981.00	Recycled
2919	6/30/2005	Tower Power Meter	Test equipment for towers	N/A	\$15,077.00	Recycled
3071	6/30/2007	PRCC Tower Eq	PRCC Tower Equipment	N/A	\$174,583.00	Recycled
3225	6/30/2007	Repeater 2007	DHS WMD Grant back up repeater	N/A	\$38,845.00	Recycled
3298	6/30/2009	AV Equipment - TC	AV Equipment - TC	N/A	\$15,318.09	Recycled
3323	6/25/2011	Access Control System	District Keyless Entry System	N/A	\$71,335.04	Recycled
3350	11/1/2011	Panasonic ePCR Laptop #1	Toughbook H2 Tablet	GF1201	\$5,013.84	Recycled
3351	11/1/2011	Panasonic ePCR Laptop #3	Toughbook H2 Tablet	GF1203	\$5,013.83	Recycled
3352	11/1/2011	Panasonic ePCR Laptop #2	Toughbook H2 Tablet	GF1202	\$5,013.84	Recycled
3353	11/1/2011	Panasonic ePCR Laptop #4	Toughbook H2 Tablet	GF1204	\$5,013.83	Recycled
3354	11/1/2011	Panasonic ePCR Laptop #5	Toughbook H2 Tablet	GF1205	\$5,013.83	Recycled
3355	11/1/2011	Panasonic ePCR Laptop #6	Toughbook H2 Tablet	GF1206	\$5,013.83	Recycled
3356	11/1/2011	Panasonic ePCR Laptop #7	Toughbook H2 Tablet	GF1207	\$5,013.83	Recycled
3376	7/15/2012	Panasonic ePCR Laptop #8	Toughbook H2 Tablet	GF1208	\$5,305.15	Recycled
3375	7/15/2012	Panasonic ePCR Laptop #9	Toughbook H2 Tablet	GF1209	\$5,305.16	Recycled
3475	11/19/2012	Chino Valley - Tough Books (5)	Chino Valley - Tough Books (5)	N/A	\$27,578.00	Recycled
3479	4/15/2013	Chino Valley - Sharp Copy Machine	Chino Valley - Sharp Copy Machine	N/A	\$6,537.00	Removed
Servers / Systems						
3245	2/29/2008	Rip and run sytem - All Stations	Rip and run system	N/A	\$15,826.41	Don't have
3270	6/30/2009	St 50 Dell Server	St 50 Dell PE2950 III backup server	N/A	\$7,772.86	Recycled
3478	10/30/2009	Chino Valley - Phone System	Chino Valley - Phone System	N/A	\$5,465.00	Recycled
3481	4/26/2010	Chino Valley - Opticom System	Chino Valley - Opticom System	N/A	\$37,838.00	2023
3343	4/2/2012	Dell Virtual Server	Power Edge R410	GF1192	\$5,695.94	Recycled
3344	4/2/2012	Dell NAS Server	Power Edge R510	GF1193	\$6,233.54	Recycled
3345	4/2/2012	Dell Email Server	Power Edge R410	GF1194	\$5,695.94	Recycled
3393	8/1/2012	VoIP System	Cisco VoIP Phone System	None	\$126,325.02	Recycled
3480	11/5/2012	Chino Valley - Computer Server	Chino Valley - Computer Server	N/A	\$6,769.00	Recycled
3386	5/1/2013	Dell Telestaff Server	Dell R610	N/A	\$6,129.48	Recycled
3407	9/20/2013	Wireless 3050 Controller	Wireless Connector	GF1294	\$11,035.00	End of Life
...	7/1/2014	Dell Server Upgrade	Dell Server Upgrade	N/A	\$7,937.72	Recycled
...	9/1/2017	RedNMX Records Management System	RedNMX Records Management System	N/A	\$72,822.60	End of Life

ASSET NO.	DATE ACQUIRED	ASSET DESCRIPTION #1	ASSET DESCRIPTION #2	ASSET ID	ORIGINAL COST	Notes
EMS						
2822	3/1/2005	LifePak 12	ECG Monitor with AED	N/A	\$17,490.00	Traded in towards new LP15
3195	4/9/2007	LifePak 12	Life Pak, packing lead, case	GF1104	\$10,778.00	Traded in towards new LP15
3196	4/9/2007	LifePak 12	LifePak 12 Monitor Defibrillator	GF1009	\$10,778.00	Traded in towards new LP15
3461	4/15/2008	Chino Valley - Cardiac Monitor	Chino Valley - Cardiac Monitor	N/A	\$19,542.00	Traded in towards new LP15
3341	6/1/2011	LP15 #5	LP Cardiac Monitor / Defibrillator	P0005	\$26,792.34	Broken
3476	12/18/2015	Chino Valley - EPCR Tablets	Chino Valley - EPCR Tablets	N/A	\$9,629.00	Destroyed in 2019
3540	10/1/2019	Lifepak 15 Modem	Lifepak 15 Modem	N/A	\$20,081.22	On each LP15 - Each is less than 2,000
Fleet						
2689	6/24/2003	Veh 538 Airpack	stealth	N/A	\$14,538.00	Surplussed long time ago
3462	10/15/2007	Chino Valley - Foam Proportioner	Chino Valley - Foam Proportioner	N/A	\$3,496.00	Do not have
3470	3/15/2009	Chino Valley - Extractor	Chino Valley - Extractor	N/A	\$21,803.00	Do not have
						Traded in asset form sent in 1/8/2020
3385	5/30/2013	Thermal Imaging Camera - #15 Spare	TIC Bullard T4MAX	GF1199	\$12,006.60	Wrong S# 57373
Warehouse/Resource Mgmt						
3080	6/30/2006	Industrial washer	Industrial Gear Guardian Washer Extractor	N/A	\$10,047.00	Do not have
Training						
3209	6/30/2007	Treadmill	Sports Art 6320 Treadmill	GF1028	\$7,389.00	Do not have
3472	11/15/2007	Chino Valley - Treadmills (2)	Chino Valley - Treadmills (2)	N/A	\$6,521.00	Do not have
3467	3/15/2009	Chino Valley - Fitness Equipment	Chino Valley - Fitness Equipment	N/A	\$5,883.00	Do not have
3468	3/15/2009	Chino Valley - Cardio Machine	Chino Valley - Cardio Machine	N/A	\$5,065.00	Do not have
3469	3/15/2009	Chino Valley - Cardiac Monitor - Zoll	Chino Valley - Cardiac Monitor - Zoll	N/A	\$18,000.00	Traded in towards new LP15
3466	7/5/2009	Chino Valley - Fitness Equipment - Weights	Chino Valley - Fitness Equipment - Weights	N/A	\$5,600.00	Do not have
3473	1/31/2011	Chino Valley - Cardio Exercise Machine	Chino Valley - Cardio Exercise Machine	N/A	\$6,517.00	Do not have
Vehicles						
1978	6/30/1999	1998 Central States	Type 1 additional eq	V527	\$239,003.00	Have Board Approval/Minutes
2826	3/28/2005	2000 Ford F150	Utility Bed	V528	\$5,030.00	Have Board Approval/Minutes
3455	6/29/2007	Chino Valley - Ford Chasis With CAFS	Chino Valley - Ford Chasis With CAFS	N/A	\$62,720.00	Do not have
3389	8/23/2012	Forklift, Used	Used Forklift 2006	GF1210	\$18,034.50	Surplused
3419	10/30/2014	Warehouse Vehicle	Warehouse Vehicle	N/A	\$978.98	Old donated Green Jeep