



Agenda

Central Yavapai Fire District Board of Directors

Monday, September 22, 2025 at 4:30 PM

Central Arizona Fire and Medical Authority, Administration, 8603 E. Eastridge Drive, Prescott Valley

Pursuant to A.R.S. § 38-431.02, notice is hereby given to the members of the **Central Yavapai Fire District** Board of Directors and the general public that the Central Yavapai Fire District Board will hold a meeting open to the public on **Monday, September 22, 2025**, starting at 4:30 PM. The meeting will be held at the **Central Arizona Fire & Medical Authority Administrative Office, 8603 E. Eastridge Drive, Prescott Valley, AZ 86314**. Members of the Governing Board may attend in person or virtually.

The Board may vote to go into Executive Session on any agenda item, pursuant to A.R.S. § 38-431.03(A)(3) for discussion and consultation for legal advice from the District's Attorney on matters as set forth on the agenda. The following topics and any variables thereto will be subject to Board consideration and discussion. All items are set for possible action.

Page

1. CALL TO ORDER / ROLL CALL OF BOARD MEMBERS

2. PLEDGE OF ALLEGIANCE

3. BOARD MEMBER REPORTS

Reports are informational only. Any item articulated in the reports is subject to clarification, discussion, and direction by the Board; no action will be taken.

4. CALL TO THE PUBLIC

In accordance with A.R.S. §38-431.01(H) the Central Yavapai Fire District Board has decided to allow public comments as time permits. Those wishing to address the Board regarding an issue within the jurisdiction of this public body may do so by completing a *Call to the Public* form and submitting it to Staff. Speakers are limited to three (3) minutes but may submit written comments for Board records. Call to the Public shall not exceed 30 minutes per meeting. Board members shall not discuss or take legal action on matters raised during an open call to the public, but may ask

Staff to review a matter or may ask that a matter be placed on a future agenda.

5. **CONSENT AGENDA**

All matters listed under consent agenda are considered to be routine by the Central Yavapai Fire District Board and will be enacted by one motion. There will be no separate discussion on these items. Any item may be removed by a Board member and will be considered separately for motion, discussion, and action.

- | | | |
|----|--|-----------|
| A. | Approve Regular Session Minutes - June 23, 2025 2025 06 23 CEY Regular Minutes - DRAFT.pdf  | 4 - 8 |
| B. | Approve Joint Regular Session Minutes - July 10, 2025 2025 07 10 Joint Regular Minutes - DRAFT.pdf  | 9 - 12 |
| C. | Approve Joint Executive Session Minutes - July 10, 2025 | |
| D. | Approve Joint Regular Session Minutes - July 29, 2025 2025 07 29 Joint Regular Minutes - DRAFT.pdf  | 13 - 23 |
| E. | Approve Joint Executive Session Minutes - July 29, 2025 | |
| F. | Approve Joint Regular Session Minutes - August 25, 2025 2025 08 25 Joint Regular Minutes - DRAFT.pdf  | 24 - 26 |
| G. | Approve Joint Executive Session Minutes - August 25, 2025 | |
| H. | Approve General Fund Financial Statements - June 30, 2025, July 31, 2025 and August 31, 2025 06.2025 CYFD GF Bank Reconciliation - Signed.pdf  07.2025 CYFD GF Bank Reconciliation - Signed.pdf  08.2025 CYFD GF BANK RECONCILIATION - Signed.pdf  | 27 - 110 |
| I. | Approve Bond Debt Service Financial Statements - June 30, 2025, July 31, 2025 and August 31, 2025 06.2025 CYFD BDS Bank Reconciliation Packet - Signed.pdf  07.2025 CYFD BDS Bank Reconciliation - Signed.pdf  08.2025 CYFD BDS BANK RECONCILIATION - Signed.pdf  | 111 - 169 |
| J. | Approve Annexation and Resolution 2025-07, Touhey Brockman, APN 401-01-119H | 170 - 174 |

[Annexation 2025-07 Touhey-Brockman 401-01-119H.pdf](#) 

- K. Approve Annexation and Resolution 2025-08, Owensby, APN 401-01-084A 175 - 179

[Annexation 2025-08 Owensby 401-01-084A.pdf](#) 

6. ADJOURNMENT



Minutes

Central Yavapai Fire District Board of Directors

Monday, June 23, 2025 at 4:30 PM

Central Arizona Fire and Medical Authority, Administration, 8603 E. Eastridge Drive, Prescott Valley

Present:

Toby Ebarb, Gayle Pickett, Andy Reinhardt, Andrea Sansone, Troy Skipper, Lee Barnes, Nicolas Cornelius, Susanne Dixon, John Feddema, Denise Krizo, and Cody Rose

1. CALL TO ORDER / ROLL CALL OF BOARD MEMBERS

Chair Pickett called the meeting to order at 4:30 p.m.

Attorney Cornelius attended remotely.

2. PLEDGE OF ALLEGIANCE

Chair Pickett led the Pledge of Allegiance.

3. BOARD MEMBER REPORTS

There were no board member reports.

4. CALL TO THE PUBLIC

There were no public comments.

5. CONSENT AGENDA

- A. Approve Regular Session Minutes - May 22, 2025
- B. Approve Joint Meeting Minutes - May 22, 2025
- C. Approve General Fund Financial Statements

- D. Approve Bond Debt Service Financial Statements
Motion to approve the Consent Agenda.

Moved by: Andy Reinhardt

Seconded by: Toby Ebarb

Yes Toby Ebarb, Gayle Pickett, Andy Reinhardt,
Andrea Sansone, and Troy Skipper

Passed 5-0

6. OLD BUSINESS

- A. Update Regarding Fire Chief Recruitment

Chief Rose informed the Board that 32 candidates applied, Jon Lewis from Bob Murray & Associates will narrow down the list and conduct virtual interviews. Oral interviews have been scheduled on July 28, with the board interviews for the final selection process on July 29 in a special meeting.

7. PUBLIC HEARING - FISCAL YEAR 2025-2026 BUDGET

Chair Pickett opened the Public Hearing at 4:33 p.m.

There were no public comments.

The public hearing was closed at 4:33 p.m.

8. NEW BUSINESS

- A. Discussion and Possible Approval of Resolution 2025-04 and
FY 2025-2026 Budget in the Amount of \$32,844,261

Chief Rose affirmed that the budget numbers have not changed since the tentative budget presented in May.

Motion to approve Resolution 2025-04 and FY 2025-2026 Budget in the amount of \$32,844,261.

Moved by: Toby Ebarb

Seconded by: Troy Skipper

Yes Toby Ebarb, Gayle Pickett, Andy Reinhardt,
Andrea Sansone, and Troy Skipper

Passed 5-0

B. Discussion and Possible Approval of Central Yavapai Fire
District Fiscal Certification for FY 2025-2026 Budget

Chief Rose said Central Yavapai Fire District has no debt or
liability incurred from the current budget.

Motion to approve Central Yavapai Fire District Fiscal
Certification for FY 2025-2026 Budget

Moved by: Andrea Sansone

Seconded by: Andy Reinhardt

Yes Toby Ebarb, Gayle Pickett, Andy Reinhardt,
Andrea Sansone, and Troy Skipper

Passed 5-0

C. Discussion and Possible Approval of FY 2025-2026 Bond Tax
Rate of \$0.0426

Chief Rose said the number it is set according to the annual
fee for bond amount.

Motion to approve the FY 25-26 Bond Tax Rate of \$0.0426.

Moved by: Toby Ebarb

Seconded by: Troy Skipper

Yes Toby Ebarb, Gayle Pickett, Andy Reinhardt,
Andrea Sansone, and Troy Skipper

Passed 5-0

D. Discussion and Possible Approval of Resolution 2025-05
Assignment of Equity for FY 2026

Chief Rose explained this resolution states under the Joint Powers Authority Agreement (JPA) that Central Yavapai Fire District agrees to collect the funds within its district, and then those funds will be allocated to CAFMA for their budget.

Motion to approve Resolution 2025-05 Assignment of Equity for FY 2026.

Moved by: Toby Ebarb

Seconded by: Andrea Sansone

Yes Toby Ebarb, Gayle Pickett, Andy Reinhardt,
Andrea Sansone, and Troy Skipper

Passed 5-0

E. Discussion and Possible Approval of Resolution 2025-06 Fund Transfers and Meeting Schedule

Chief Rose said this resolution allows funds to be transferred on monthly basis even though board meets quarterly due to a change in legislation.

Motion to approve Resolution 2025-06 Fund Transfers and Meeting Schedule.

Moved by: Toby Ebarb

Seconded by: Andy Reinhardt

Yes Toby Ebarb, Gayle Pickett, Andy Reinhardt,
Andrea Sansone, and Troy Skipper

Passed 5-0

9. ADJOURNMENT

Motion to adjourn the meeting at 4:37 p.m.

Moved by: Troy Skipper

Seconded by: Toby Ebarb

Yes

Toby Ebarb, Gayle Pickett, Andy Reinhardt,
Andrea Sansone, and Troy Skipper

Passed 5-0

Clerk



Minutes

Special Meeting of the Central Yavapai Fire District and Chino Valley Fire District

Thursday, July 10, 2025 at 5:00 PM

Central Arizona Fire and Medical Authority, Administration
8603 E. Eastridge Drive, Prescott Valley

Present:

Jodie Denike, Cyndy Dicus, Dave Dobbs, Lorette Stewart, Toby Ebarb, Gayle Pickett, Andy Reinhardt, Andrea Sansone, Troy Skipper, Lee Barnes, Nicolas Cornelius, Susanne Dixon, Denise Krizo, and Cody Rose

Absent:

Nick Plancich and John Feddema

1. CALL TO ORDER / ROLL CALL OF BOARD MEMBERS

Clerk Dobbs, Attorney Cornelius, and Jon Lewis attended the meeting remotely via Teams.

A. Chino Valley Fire District

Chair Pickett called the meeting to order at 5:02 p.m.

Director Stewart conducted roll call for Chino Valley Fire District.

B. Central Yavapai Fire District

Clerk Reinhardt conducted roll call for Central Yavapai Fire District.

2. PLEDGE OF ALLEGIANCE

Chair Pickett led the Pledge of Allegiance.

3. VOTE TO GO INTO EXECUTIVE SESSION

Chair Dicus asked Attorney Cornelius if Labor Representatives could be present during executive session.

Attorney Cornelius answered that he did not recommend that and expressed that the Board has the responsibility to determine the best candidates. He also stated that Labor will be involved in the interview panels.

Director Denike questioned why Labor could not be a part earlier in the process to which Attorney Cornelius answered that the board's decision is separate and apart plus there is a concern about maintaining confidentiality. The panel interviews are different from this meeting; this is a preliminary review, explanation of the process and the selection process of the applicants.

Clerk Dobbs asked at what point the information becomes public.

Mr. Jon Lewis from Bob Murray & Associates, explained that the industry standard is that this is a preliminary discussion, and candidates' names are kept confidential. Typically, the public becomes aware at the point where the candidates are invited to in-person interviews; this gives candidates the opportunity to tell their employer.

Director Sansone asked if requesting Labor's involvement is typical. Mr. Lewis answered that he has not seen it before.

Director Denike asked the labor representatives what their expectations are if they were allowed to stay for executive session.

Local 3066 President Roche responded that he has been in various executive sessions with this board in previous versions and anybody in executive session should be held to the same standards as the board members, meaning he would not be able to talk with the members about the list. It will give Labor the opportunity to discuss all 32 candidates with the board regarding reputation, working relationships, or if Labor has heard bad things about a particular candidate. They are just asking to be a part of the conversation.

Director Ebarb asked if it is appropriate to bring Labor in at this time since Labor will be in the process at some point. Does the board make the list we have received public or does Labor want to be involved in determining the final list?

Local 3066 President Roche said it's important because the intent is to remove some of the candidates. It would be more transparent if they saw who was eliminated and heard why.

Vice President Butler stated that he took over after everything went down. It has been a rebuilding process, but he is looking for a leader that will challenge him, so the thought of seeing someone eliminated who he could potentially partner with to push the agency forward seems like a missed opportunity.

Director Ebarb questioned what was the point of hiring a recruiter if we are going to add someone to the list that had already been eliminated by the recruiter?

There was ongoing discussion about whether to add to the finalist list or not.

Chair Pickett suggested that Mr. Lewis do his presentation, this may answer some questions and end speculation.

Mr. Lewis explained the process and criteria he used to determine the list of candidates that he recommends moving forward.

Attorney Cornelius advised that listing the names of candidates should only be done during executive session.

Motion to go into Executive Session at 5:28 p.m.

Moved by: Andrea Sansone

Seconded by: Toby Ebarb

Yes Jodie Denike, Cyndy Dicus, Dave Dobbs,
Lorette Stewart, Toby Ebarb, Gayle Pickett,
Andy Reinhardt, Andrea Sansone, and Troy
Skipper

Passed 9-0

4. EXECUTIVE SESSION

- A. Legal Advice Pursuant to A.R.S. §38-431.03(A)(1) Regarding List of Candidates to Move Forward in the Fire Chief Selection Process

5. OLD BUSINESS

Reconvened into Open Session at 6:40 p.m.

A. Discussion and Possible Action Regarding List of Candidates to Move Forward in the Fire Chief Selection Process

Director Ebarb confirmed that the boards are not allowed to discuss the candidates until Monday, July 14th at 5:00 p.m.

Chino Valley Fire District Director Stewart made a motion to move forward with the three candidates.

Motion seconded by Director Denike.

Central Yavapai Fire District Director Ebarb made a motion to move forward with the three candidates.

Motion seconded by Director Sansone.

6. ADJOURNMENT

Motion to adjourn the meeting at 6:42 p.m.

Moved by: Andrea Sansone

Seconded by: Toby Ebarb

Yes Jodie Denike, Cyndy Dicus, Dave Dobbs,
Lorette Stewart, Toby Ebarb, Gayle Pickett,
Andy Reinhardt, Andrea Sansone, and Troy
Skipper

Passed 9-0

Clerk CEY

Clerk CHV



Minutes

Central Yavapai Fire District and Chino Valley Fire District

Tuesday, July 29, 2025 at 1:00 PM

Central Arizona Fire and Medical Authority, Administration, 8603 E. Eastridge Drive, Prescott Valley

Present:

Jodie Denike, Cyndy Dicus, Dave Dobbs, Nick Plancich, Lorette Stewart, Toby Ebarb, Gayle Pickett, Andy Reinhardt, Andrea Sansone, Troy Skipper, Lee Barnes, Nicolas Cornelius, Susanne Dixon, Denise Krizo, and Cody Rose

1. CALL TO ORDER / ROLL CALL OF BOARD MEMBERS

A. Chino Valley Fire District

Chair Pickett called the meeting to order at 1:04 p.m.

Director Denike conducted roll call for Chino Valley Fire District.

Clerk Dobbs and Director Stewart attended via Teams.

B. Central Yavapai Fire District

Clerk Reinhardt conducted roll call for Central Yavapai Fire District.

2. PLEDGE OF ALLEGIANCE

Chair Pickett led the Pledge of Allegiance.

3. CALL TO THE PUBLIC

There were no public comments.

4. VOTE TO GO INTO EXECUTIVE SESSION

Motion to go into Executive Session at 1:06 p.m.

Moved by: Toby Ebarb

Seconded by: Andy Reinhardt

Yes Jodie Denike, Cyndy Dicus, Dave Dobbs,
Lorette Stewart, Nick Plancich, Toby Ebarb,
Gayle Pickett, Andy Reinhardt, Andrea
Sansone, and Troy Skipper

Passed 10-0

5. EXECUTIVE SESSION

Attorney Cornelius admonished the Board and those in attendance that matters discussed in Executive Session are to be maintained as confidential and should not be discussed outside of Executive Session. Executive Session is an opportunity for the Board to consult with legal counsel regarding legal matters related to the function of the Agency and to request legal advice. Executive Session is not an opportunity to poll the Board or to hold a vote. He added that board members and staff should refrain from the use of their cell phones during executive session.

Chief Barnes, Interim Human Resources Manager Sims, and Mr. Jon Lewis from Bob Murray & Associates were in attendance.

- A. Legal Advice Pursuant to A.R.S. §38-431.03(A)(1) Regarding Interview of Candidates for Fire Chief Position

6. NEW BUSINESS

Public session reconvened at 5:12 p.m.

- A. Discussion and Possible Action Regarding Selection of the New Fire Chief
Chair Pickett invited Union Vice President Butler to speak.
Union Vice President Butler expressed that he is a captain and the Chapter Vice President, he is the same person with different roles representing the collective voice of the organization's members. He watched the previous

administration's downfall and the department's struggle; he decided he wanted to make a positive impact. While he supports a strong union, he stressed that it must be built on the foundation of a strong organization. Vice President Butler is advocating for collaboration between leadership, union members, and all stakeholders, from employees to taxpayers, to ensure the best service to the public and a unified organization.

Our members wanted to get to know some of the candidates, so the Local gave them the opportunity to speak. They were asked the same questions.

Feedback he received:

1. Genuine
2. Passionate, enthusiastic, easy to talk to
3. Someone new or who represents change
4. Servant leader
5. Progressive
6. Team-oriented
7. Budget savvy
8. Knowledge of capital

One that wasn't listed but is obvious, someone who is willing to work as a team. Our job is to get back to the lead and say, whoever is selected, we are here to make this place work and deliver good service. We have an opportunity to look beyond the next few years and pick a leader willing to work with others, make changes and work on the same path for a common goal.

Director Sansone asked if he had any concerns about any of the candidates being able to work with labor. Butler answered in the negative.

Director Ebarb asked if there has been a failure bringing up good leadership. Vice President Butler answered that there have been problems in growth and doing things the same way. In order to have good recruitment and retention we have to go find the smartest person in the room, listen to them, absorb it, and use those things to push ourselves forward.

Vice President Butler provided the ranking from the floor.

1. Smith
2. Feddema

3. Brewster

Director Denike asked Vice President Butler if the Union would be able to support a decision, regardless of which candidate is selected. Vice President Butler answered in the affirmative. Director Denike added that the board is making this decision to make sure there is a good labor-management relationship, both ways. Vice President Butler replied that whoever is selected will be his new team member.

Director Reinhardt stated he felt it would be good for the agency if we promoted from within.

Director Sansone concurred.

Director Reinhardt added that he believes having a good labor-management relationship is important and noted that he did not see the board working with the fire chief when things were happening last year. Hopefully going forward the Union will feel they can communicate any issue to the board.

Director Dobbs stated he doesn't have any problems with Candidate Feddema, but he doesn't know if we would move forward with him. He knows we would move forward with Candidate Smith.

Chino Valley Fire District Director Dobbs made a motion to make a conditional offer of employment to Eddie Smith. Director Plancich seconded.

| | |
|-------------------|-----|
| Director Dobbs | Yes |
| Director Stewart | Yes |
| Director Plancich | Yes |
| Director Denike | No |
| Director Dicus | No |

Motion passed.

Central Yavapai Fire District vote.

| | |
|------------------|----|
| Director Skipper | No |
| Director Ebarb | No |

| | |
|--------------------|-----|
| Director Sansone | No |
| Director Reinhardt | No |
| Director Pickett | Yes |

Motion failed.

Central Yavapai Fire District Director Reinhardt made a motion to make a conditional offer of employment to John Feddema. Director Ebarb seconded.

| | |
|--------------------|-----|
| Director Skipper | Yes |
| Director Ebarb | Yes |
| Director Sansone | Yes |
| Director Reinhardt | Yes |
| Director Pickett | No |

Motion passed.

Chino Valley Fire District vote.

| | |
|-------------------|-----|
| Director Dobbs | No |
| Director Plancich | No |
| Director Stewart | No |
| Director Denike | Yes |
| Director Dicus | Yes |

Motion failed.

The boards had a discussion see if they could come to a consensus.

Director Sansone commented that she voted for Candidate Feddema because he has been in the position as an interim and demonstrated he can do the job despite the discipline and messiness that he inherited. He has institutional knowledge; the other resumes are impressive; however, they knew about the former chief but nothing operational about our department. Candidate Feddema has relationships within

the community; when someone is tagged to be an interim chief, it's not someone with a bad record.

Director Ebarb stated he was not on the board when Candidate Feddema was named interim fire chief, but he was here when we had to vote on extending the appointment and believes it was unanimous. He asked the dissenting votes on the Chino Valley Fire District Board to say why Candidate Feddema hasn't met their expectations. Director Dobbs answered that Candidate Feddema has been in the interim position for nine (9) months, and didn't sell it to the line; the line still has hesitation and that concerns him. Director Ebarb asked if he felt that was solely Candidate Feddema's fault, or if there is a larger group of people that need to carry some of that. Director Dobbs said the boards have to support the line.

Director Denike stated that she recognizes it's enticing to look outside; Labor and Candidate Feddema are willing to work together. The boards can't look at the last ten-months as what is going to happen in the future; relationships are a grueling process. Candidate Feddema is willing to implement change and make things better, and she believes that's something that should be considered.

Director Reinhardt noted that even Candidate Smith commented that Candidate Feddema had done a good job so far. He wondered if we were going to completely disregard our community members.

Director Ebarb reiterated that one of his top priorities is ensuring collaboration between labor and management. He hopes that labor will provide the board with regular feedback on how things are progressing.

Director Pickett stated that fire chiefs are not in the position for longevity, and Candidate Feddema stated he wants to be here for a long time. It's nothing against him, she didn't just go from the community panel, she reached out to multiple people to find out about these candidates. She thinks Candidate Feddema is an amazing leader, but believes it is too soon in his career to be fire chief. Ten years is a long time to be a fire chief.

Director Ebarb replied that it is our role to hire and fire the fire chief, we set the time on the contract, could be three years or more. We, as board members also give reviews, but only a few

participated in that. It is important for us as board members to share that communication.

Director Plancich stated that in the research he's done, who he's talked to, he believes Candidate Smith is a stronger candidate for the Labor force.

Director Denike asked Director Plancich his why for selecting Candidate Smith; his response is from speaking to others and what was said here. He concludes that Candidate Smith would be a stronger leader.

Director Skipper stated he's grateful for all three candidates. As a business owner, he hires from within if possible. The other candidates didn't out-do Candidate Feddema therefore we should hire from within. That's loyalty to the department.

Director Sansone stated that Candidate Feddema has been here for 23 years, past behavior predicts future performance. He wouldn't be where he is if he had behaved badly. He should be given the benefit of the doubt and not be guilty by association. She has concerns that both other candidates were encouraged by the union so she had a feeling that both would fall heavier in that direction, the tail wagging the dog. There should be balance. She suggested a three-year contract and then go from there.

Director Reinhardt commented that it seems an internal candidate is being punished because of the previous fire chief. The best person for the job should be hired.

Director Denike encouraged everyone to not separate the candidates based on if they are internal or external.

Director Stewart said Candidate Feddema has done a great job; it may be that he hasn't had time to make some of the changes she had hoped for. A big problem is that she hasn't met the other two candidates in person, only what was said over the Teams interview today. It is hard to decide based on what is heard in an interview, with no talking one-on-one or seeing gestures. She is torn between two candidates.

Director Denike asked Director Stewart if given the time, she felt Candidate Feddema could make the changes she was looking to see.

Director Stewart answered in the affirmative but there are two great candidates.

Chino Valley Fire District Director Denike made a motion to make a conditional offer of employment to John Feddema. Director Dicus seconded.

| | |
|-------------------|-----|
| Director Plancich | No |
| Director Stewart | No |
| Director Dobbs | No |
| Director Denike | Yes |
| Director Dicus | Yes |

Motion failed.

Attorney Cornelius addressed the boards, asking if there was anything that would assist them further, such as additional information.

Director Stewart answered that she would like to meet them in-person.

Director Ebarb responded by advising Director Stewart that none of them any interaction with the candidates, today was the first most of them had met as well; only three of the board members were on the interview panels yesterday. Most members had the same information she had.

Director Sansone stated Director Stewart mentioned she hadn't seen the changes she would have liked to see, but maybe Candidate Feddema is doing things that you are not aware of; what changes would she like to see?

Director Stewart declined to name the changes, saying she felt uncomfortable and targeted. She clarified that she does like Candidate Feddema but was uncomfortable making a decision without having seen the other candidates in person, emphasizing the importance of reading non-verbal cues.

Director Denike noted that she did not abstain from voting.

Director Stewart explained why she had voted the way she did.

Chief Rose provided an update on their current situation, noting that two candidates had been voted on contrary to board recommendations. One more person remains eligible for a vote, or they can restart the process entirely. Chief Rose recommended deciding based on the current information, as all three candidates are present and can be asked additional questions if needed. However, to avoid further delays and to allow the organization to move forward, they urged the group to have discussions and choose one of the three candidates. This sentiment is supported by both senior staff and the broader organization.

Director Reinhardt repeated that Directors Dobbs and Stewart both commented that Feddema had nine (9) months to get some things done, the board should be responsible for that, that should have been addressed if there were issues. He continued that since Director Plancich only heard 10% of the first two (2) interviews that maybe he should have abstained.

Director Plancich specified that he heard all of Candidate Smith's interview and about 10% of the other two, along with his research prior to the meeting; that is what he voted on.

Chair Dicus asked Attorney Cornelius for clarification on if the votes could be combined or if it had to be each agency separately. Attorney Cornelius answered that it had to be each agency. He then asked Director Plancich if he would state what research he did besides what was presented by Bob Murray and Associates. Director Plancich replied that he talked with labor and employees from different ranks.

Chair Pickett asked Attorney Cornelius if candidates were asked more questions, would it have to be in Executive Session; Attorney Cornelius responded yes.

Director Sansone asked Director Stewart if she felt comfortable sharing her concerns regarding the lack of changes made to Candidate Feddema. Director Stewart responded yes.

Candidate Feddema stated that he appreciates the feedback but doesn't know if he could provide answers those concerns. He can serve for anybody; he would hate to try to flip a vote to overcome a lack of majority. This process has been a lot of

work and effort, he would not withdraw to make it easy but believes going into executive session will satisfy that concern.

Director Ebarb voiced that he had an additional question to all three candidates, it is the same question. He is just looking for clarity, not to flip a vote.

Director Reinhardt made a motion to recess at 6:18 p.m.

Seconded by Director Sansone.

Director Ebarb made a motion to go back to Executive session at 6:24 p.m.

Seconded by Director Sansone.

+++++++

Public Session reconvened at 7:24 p.m.

Central Yavapai Fire District Director Reinhardt made a motion to make a conditional offer of employment to John Feddema.

Director Sansone seconded.

Director Skipper Yes

Director Ebarb Yes

Director Sansone Yes

Director Reinhardt Yes

Director Pickett No

Motion passed.

Chino Valley Fire District Director Denike made a motion to make a conditional offer of employment to John Feddema. Director Dicus seconded.

Director Dobbs No

| | |
|-------------------|-----|
| Director Plancich | No |
| Director Stewart | Yes |
| Director Denike | Yes |
| Director Dicus | Yes |

Motion passed.

7. ADJOURNMENT

Motion to adjourn the meeting at 7:31 p.m.

Moved by: Dave Dobbs

Seconded by: Cyndy Dicus

Yes Jodie Denike, Cyndy Dicus, Dave Dobbs, Nick Plancich, Lorette Stewart, Toby Ebarb, Gayle Pickett, Andy Reinhardt, Andrea Sansone, and Troy Skipper

Passed 10-0

Clerk CEA

Clerk CEY

Clerk CHV



Minutes

Central Yavapai Fire District and Chino Valley Fire District

Monday, August 25, 2025 at 4:00 PM

Central Arizona Fire and Medical Authority, Administration, 8603 E. Eastridge Drive, Prescott Valley

Present:

Jodie Denike, Cyndy Dicus, Dave Dobbs, Nick Plancich, Lorette Stewart, Toby Ebarb, Gayle Pickett, Andy Reinhardt, Andrea Sansone, Troy Skipper, Lee Barnes, Nicolas Cornelius, Susanne Dixon, John Feddema, Denise Krizo, and Cody Rose

1. CALL TO ORDER / ROLL CALL OF BOARD MEMBERS

A. Chino Valley Fire District

Chair Dicus called the meeting to order at 4:02 p.m.

Clerk Dobbs conducted roll call for Chino Valley Fire District.

Attorney Cornelius attended remotely via Teams.

B. Central Yavapai Fire District

Clerk Reinhardt conducted roll call for Central Yavapai Fire District.

2. PLEDGE OF ALLEGIANCE

Chair Dicus led the Pledge of Allegiance.

3. CALL TO THE PUBLIC

There were no public comments.

4. VOTE TO GO INTO EXECUTIVE SESSION

Motion to go into Executive Session at 4:03 p.m.

Moved by: Gayle Pickett

Seconded by: Dave Dobbs

Yes Jodie Denike, Cyndy Dicus, Dave Dobbs, Nick Plancich, Lorette Stewart, Toby Ebarb, Gayle Pickett, Andy Reinhardt, Andrea Sansone, and Troy Skipper

Passed 10-0

5. EXECUTIVE SESSION

- A. Legal Advice Pursuant to A.R.S. §38-431.03(A)(1) Regarding Fire Chief Contract

6. NEW BUSINESS

Reconvened into Open Session at 6:44 p.m.

- A. Discussion and Possible Approval of Fire Chief Contract

Central Yavapai Fire District Director Sansone made a motion to approve the Fire Chief Contract.

Motion seconded by Director Ebarb.

Motion passed 5-0.

Chino Valley Fire District Clerk Dobbs made a motion to approve the Fire Chief's Contract.

Motion seconded by Director Plancich.

Motion passed 5-0.

7. ADJOURNMENT

Motion to adjourn the meeting at 6:46 p.m.

Moved by: Jodie Denike

Seconded by: Andy Reinhardt

Yes Jodie Denike, Cyndy Dicus, Dave Dobbs, Nick Plancich, Lorette Stewart, Toby Ebarb, Gayle Pickett, Andy Reinhardt, Andrea Sansone, and Troy Skipper

Passed 10-0

Clerk CEA

Clerk CEY

Clerk CHV

CENTRAL YAVAPAI FIRE DISTRICT
GENERAL FUND BANK RECONCILIATION JUNE 2025

Reconciliation:

| | |
|-----------------------------|----------------------|
| Beginning Balance: | \$ 5,431,057.23 |
| Fire District Deposits: | \$ 5,124.13 |
| Tax Revenue: | \$ 423,840.36 |
| Interest Revenue: | \$ 24,489.80 |
| Fire Authority Funding: | \$ (5,113,177.43) |
| Checks and Charges Cleared: | \$ - |
| Tax Roll Corrections: | \$ - |
| Other: | \$ - |
| Ending Balance: | \$ 771,334.09 |

Difference Between Balances: \$ -

Deposits Per Bank Statement:

| | |
|-------------------------------|----------------------|
| Real Estate Taxes: | \$ 405,956.11 |
| Personal Property Taxes: | \$ 10,823.80 |
| Fire District Assistance Tax: | \$ 7,060.45 |
| Interest Income: | \$ 24,489.80 |
| Fire District Deposits: | \$ 5,124.13 |
| Other: | \$ - |
| Other: | \$ - |
| Other: | \$ - |
| Other: | \$ - |
| Ending Balance: | \$ 453,454.29 |

Bank Statement Balance:

| | |
|-----------------------|---------------|
| Balance Per Bank: | \$ 771,334.09 |
| Outstanding Checks: | \$ - |
| Outstanding Deposits: | \$ - |

Ending Balance: \$ 771,334.09

G/L Ending Balance: \$ 771,334.09

\$ 771,334.09

Bank Reconciliation Register:

| | |
|------------------------------------|-----------------------|
| Checks From Accounts Payable: | \$0.00 |
| Fire Authority Funding: | \$ 5,113,177.43 |
| Tax Roll Corrections: | \$ - |
| Other: | \$ - |
| Total: | \$5,113,177.43 |
| Deposits From Accounts Receivable: | \$ 5,124.13 |
| Tax and Interest Revenue: | \$ 448,330.16 |
| Other: | \$ - |
| Ending Balance: | \$ 453,454.29 |

Reconciliation Approved By:

John Feddema
 John Feddema, Interim Fire Chief

Reconciliation Reviewed By:

Cody Rose
 Cody Rose, Assistant Chief of Administration

Reconciliation Prepared By:

Katie Reeves
 Katie Reeves, Finance Specialist III

CENTRAL YAVAPAI FIRE DISTRICT GENERAL FUND

Tax Collection Data

| Total Levy Month | FY 18-19 \$16,529,780 Collected | FY 19-20 \$17,960,663 Collected | FY 20-21 \$19,423,017 Collected | FY 21-22 \$21,044,253 Collected | FY 22-23 \$22,943,481 Collected | FY 23-24 \$25,704,360 Collected | FY 24-25 \$29,136,098 Collected |
|------------------|---------------------------------------|---------------------------------------|---------------------------------------|---------------------------------------|---------------------------------------|---------------------------------------|---------------------------------------|
| July | \$48,809 | \$53,398 | \$113,844 | \$91,719 | \$79,538 | \$50,936 | \$67,042 |
| % | 0.295% | 0.297% | 0.586% | 0.436% | 0.347% | 0.198% | 0.230% |
| % To Date | 0.2953% | 0.2973% | 0.5861% | 0.4358% | 0.3467% | 0.1982% | 0.2301% |
| August | \$29,028 | \$18,645 | \$21,440 | \$30,145 | \$22,797 | \$21,052 | \$20,800 |
| % | 0.176% | 0.104% | 0.110% | 0.143% | 0.099% | 0.082% | 0.071% |
| % To Date | 0.4709% | 0.4011% | 0.6965% | 0.5791% | 0.4460% | 0.2801% | 0.3015% |
| September | \$136,335 | \$151,569 | \$38,040 | \$272,297 | \$235,478 | \$306,903 | \$262,012 |
| % | 0.825% | 0.844% | 0.196% | 1.294% | 1.026% | 1.194% | 0.899% |
| % To Date | 1.2957% | 1.2450% | 0.8924% | 1.8730% | 1.4724% | 1.4740% | 1.2008% |
| October | \$6,735,649 | \$7,842,869 | \$7,733,468 | \$8,922,036 | \$9,527,769 | \$10,745,052 | \$12,448,460 |
| % | 40.749% | 43.667% | 39.816% | 42.397% | 41.527% | 41.802% | 42.725% |
| % To Date | 42.0442% | 44.9119% | 40.7084% | 44.2696% | 42.9995% | 43.2765% | 43.9260% |
| November | \$2,208,068 | \$1,675,932 | \$2,373,821 | \$2,237,664 | \$2,604,225 | \$2,665,941 | \$2,717,386 |
| % | 13.358% | 9.331% | 12.222% | 10.633% | 11.351% | 10.372% | 9.327% |
| % To Date | 55.4024% | 54.2431% | 52.9301% | 54.9027% | 54.3501% | 53.6480% | 53.2525% |
| December | \$1,064,960 | \$1,336,392 | \$1,753,590 | \$1,651,663 | \$1,891,266 | \$2,362,201 | \$2,897,764 |
| % | 6.4427% | 7.4407% | 9.0284% | 7.8485% | 8.2432% | 9.1899% | 9.9456% |
| % To Date | 61.8450% | 61.6837% | 61.9585% | 62.7512% | 62.5933% | 62.8379% | 63.1981% |
| January | \$416,757 | \$428,512 | \$450,460 | \$783,026 | \$821,982 | \$887,782 | \$784,131 |
| % | 2.5212% | 2.3858% | 2.3192% | 3.7209% | 3.5826% | 3.4538% | 2.6913% |
| % To Date | 64.3663% | 64.0696% | 64.2777% | 66.4721% | 66.1759% | 66.2917% | 65.8894% |
| February | \$328,790 | \$452,992 | \$306,355 | \$262,589 | \$295,840 | \$341,472 | \$357,628 |
| % | 1.9891% | 2.5221% | 1.5773% | 1.2478% | 1.2894% | 1.3285% | 1.2274% |
| % To Date | 66.3554% | 66.5917% | 65.8550% | 67.7199% | 67.4653% | 67.6202% | 67.1168% |
| March | \$657,391 | \$623,229 | \$520,420 | \$466,650 | \$593,298 | \$462,577 | \$498,288 |
| % | 3.9770% | 3.4700% | 2.6794% | 2.2175% | 2.5859% | 1.7996% | 1.7102% |
| % To Date | 70.3324% | 70.0617% | 68.5344% | 69.9373% | 70.0512% | 69.4198% | 68.8270% |
| April | \$3,987,889 | \$4,164,352 | \$4,734,267 | \$5,079,814 | \$5,852,444 | \$6,660,850 | \$3,368,559 |
| % | 24.1255% | 23.1860% | 24.3745% | 24.1387% | 25.5081% | 25.9133% | 11.5615% |
| % To Date | 94.4579% | 93.2476% | 92.9089% | 94.0761% | 95.5593% | 95.3331% | 80.3885% |
| May | \$695,530 | \$837,799 | \$840,183 | \$919,524 | \$837,336 | \$988,604 | \$5,045,864 |
| % | 4.2077% | 4.6646% | 4.3257% | 4.3695% | 3.6496% | 3.8461% | 17.3183% |
| % To Date | 98.6656% | 97.9123% | 97.2346% | 98.4455% | 99.2089% | 99.1792% | 97.7067% |
| June | \$220,679 | \$201,547 | \$325,848 | \$366,962 | \$205,401 | \$248,577 | \$416,780 |
| % | 1.3350% | 1.1222% | 1.6776% | 1.7438% | 0.8952% | 0.9671% | 1.4305% |
| % To Date | 100.0006% | 99.0344% | 98.9122% | 100.1893% | 100.1041% | 100.1462% | 99.1372% |
| TOTALS | \$16,529,886 | \$17,787,237 | \$19,211,735 | \$21,084,089 | \$22,967,372 | \$25,741,947 | \$28,884,714 |
| Delinquency | -0.0006% | 0.9656% | 1.0878% | -0.1893% | -0.1041% | -0.1462% | 0.8628% |

CENTRAL YAVAPAI FIRE DISTRICT GENERAL FUND

FDAT Collection Data

| Total Levy Month | FY 18-19 \$333,290 Collected | FY 19-20 \$366,547 Collected | FY 20-21 \$400,000 Collected | FY 21-22 \$400,000 Collected | FY 22-23 \$400,000 Collected | FY 23-24 \$400,000 Collected | FY 24-25 \$400,000 Collected |
|---------------------|------------------------------------|------------------------------------|------------------------------------|------------------------------------|------------------------------------|------------------------------------|------------------------------------|
| July | \$1,238 | \$1,475 | \$2,769 | \$1,871 | \$2,011 | \$1,145 | \$1,312 |
| % | 0.371% | 0.403% | 0.692% | 0.468% | 0.503% | 0.286% | 0.328% |
| % To Date | 0.3715% | 0.4025% | 0.6923% | 0.4677% | 0.5026% | 0.2863% | 0.3279% |
| August | \$707 | \$1,109 | \$662 | \$1,498 | \$575 | \$540 | \$429 |
| % | 0.212% | 0.303% | 0.166% | 0.375% | 0.144% | 0.135% | 0.107% |
| % To Date | 0.5835% | 0.7050% | 0.8579% | 0.8422% | 0.6465% | 0.4213% | 0.4352% |
| September | \$3,182 | \$7,941 | \$879 | \$4,669 | \$4,994 | \$4,589 | \$4,297 |
| % | 0.955% | 2.166% | 0.220% | 1.167% | 1.249% | 1.147% | 1.074% |
| % To Date | 1.5383% | 2.8713% | 1.0777% | 2.0095% | 1.8950% | 1.5686% | 1.5095% |
| October | \$139,813 | \$459,768 | \$160,480 | \$159,909 | \$157,752 | \$161,660 | \$170,801 |
| % | 41.949% | 125.432% | 40.120% | 39.977% | 39.438% | 40.415% | 42.700% |
| % To Date | 43.4876% | 128.3035% | 41.1979% | 41.9866% | 41.3329% | 41.9837% | 44.2097% |
| November | \$59,861 | \$128,454 | \$48,339 | \$52,249 | \$55,107 | \$49,601 | \$39,496 |
| % | 17.9606% | 35.0443% | 12.0848% | 13.0622% | 13.7768% | 12.4002% | 9.8741% |
| % To Date | 61.4482% | 163.3478% | 53.2826% | 55.0488% | 55.1097% | 54.3839% | 54.0838% |
| December | \$25,413 | (\$344,794) | \$39,219 | \$35,029 | \$35,365 | \$36,872 | \$41,460 |
| % | 7.6250% | -94.0656% | 9.8048% | 8.7572% | 8.8413% | 9.2179% | 10.3651% |
| % To Date | 69.0732% | 69.2822% | 63.0874% | 63.8060% | 63.9510% | 63.6017% | 64.4489% |
| January | \$11,149 | \$11,446 | \$12,625 | \$15,294 | \$14,833 | \$15,371 | \$11,113 |
| % | 3.3450% | 3.1227% | 3.1562% | 3.8235% | 3.7081% | 3.8428% | 2.7783% |
| % To Date | 72.4183% | 72.4049% | 66.2436% | 67.6294% | 67.6591% | 67.4445% | 67.2272% |
| February | \$7,409 | \$10,419 | \$6,657 | \$5,785 | \$5,943 | \$5,540 | \$5,229 |
| % | 2.223% | 2.842% | 1.664% | 1.446% | 1.486% | 1.385% | 1.307% |
| % To Date | 74.6413% | 75.2473% | 67.9079% | 69.0756% | 69.1450% | 68.8296% | 68.5345% |
| March | \$13,713 | \$13,361 | \$10,897 | \$8,259 | \$8,963 | \$7,439 | \$7,229 |
| % | 4.1143% | 3.6452% | 2.7242% | 2.0646% | 2.2407% | 1.8598% | 1.8073% |
| % To Date | 78.7556% | 78.8925% | 70.6320% | 71.1403% | 71.3856% | 70.6893% | 70.3418% |
| April | \$79,859 | \$85,315 | \$88,842 | \$89,498 | \$93,760 | \$96,410 | \$53,242 |
| % | 23.9607% | 23.2754% | 22.2104% | 22.3745% | 23.4400% | 24.1025% | 13.3105% |
| % To Date | 102.7163% | 102.1679% | 92.8424% | 93.5148% | 94.8256% | 94.7919% | 83.6522% |
| May | \$18,881 | \$21,832 | \$19,620 | \$19,623 | \$17,519 | \$17,680 | \$56,357 |
| % | 5.6650% | 5.9561% | 4.9050% | 4.9058% | 4.3797% | 4.4200% | 14.0893% |
| % To Date | 108.3813% | 108.1240% | 97.7475% | 98.4206% | 99.2052% | 99.2119% | 97.7416% |
| June | \$5,726 | \$4,474 | \$6,987 | \$6,978 | \$3,648 | \$3,730 | \$7,060 |
| % | 1.7181% | 1.2206% | 1.7468% | 1.7445% | 0.9121% | 0.9324% | 1.7651% |
| % To Date | 110.0994% | 109.3446% | 99.4943% | 100.1651% | 100.1173% | 100.1443% | 99.5067% |
| TOTALS | \$366,950 | \$400,799 | \$397,977 | \$400,660 | \$400,469 | \$400,577 | \$398,027 |
| Delinquency | -10.0994% | -9.3446% | 0.5057% | -0.1651% | -0.1173% | -0.1443% | 0.4933% |
| | 100.0000% | 100.0000% | 100.0000% | 100.0000% | 100.0000% | 100.0000% | 100.0000% |



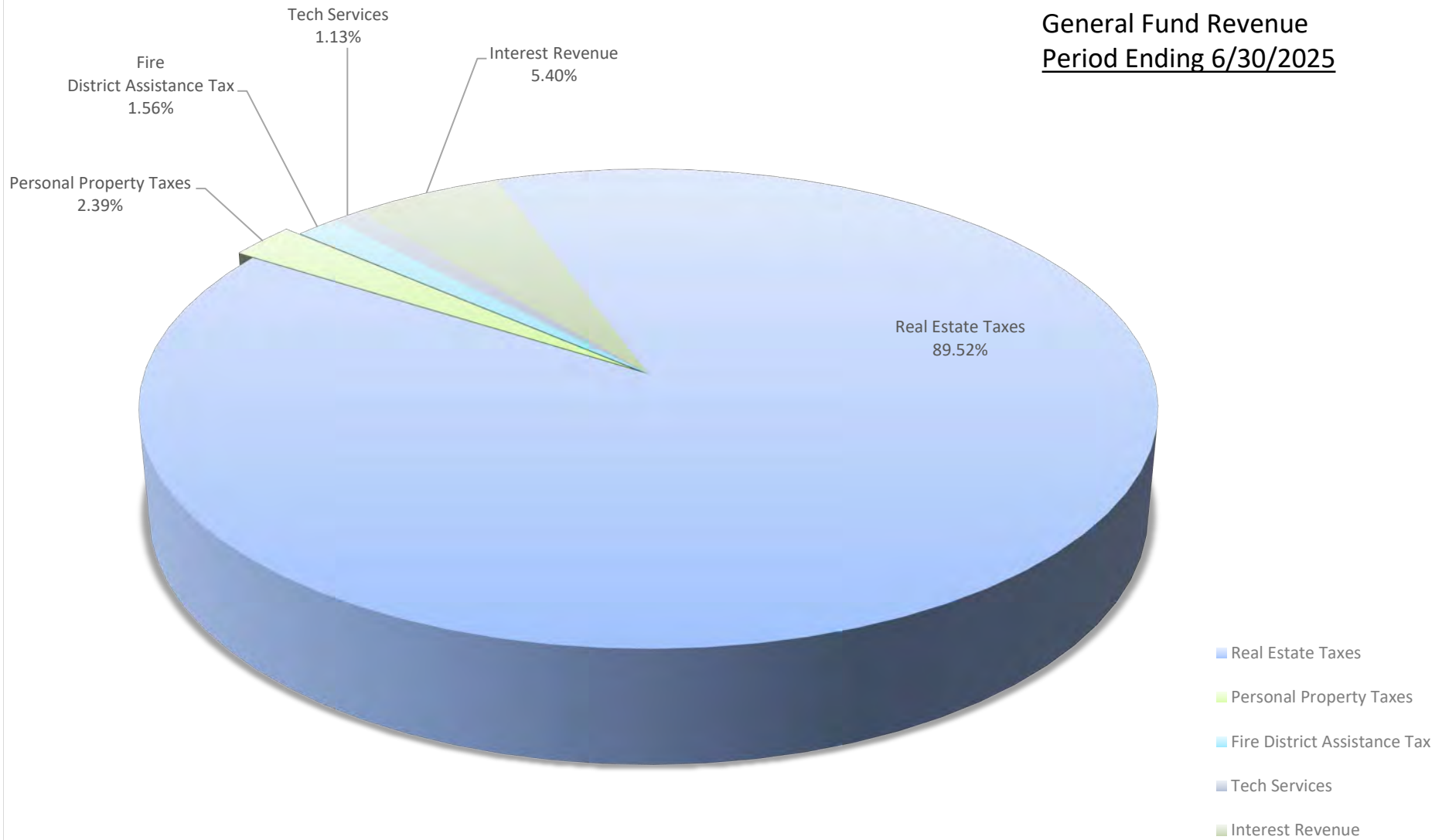
2024 - 2025 Cash Flow by Month : JUNE 2025

| | Actual | | | | | | | | | | | |
|---|-----------|-----------|---------|------------|-------------|-----------|-------------|-----------|---------|-----------|-----------|-------------|
| | July | Aug. | Sept. | Oct. | Nov. | Dec. | Jan. | Feb. | March | April | May | June |
| Revenues: | | | | | | | | | | | | |
| Property Taxes | 67,042 | 20,800 | 262,012 | 12,448,460 | 2,717,386 | 2,897,764 | 784,131 | 357,628 | 498,288 | 3,368,559 | 5,045,864 | 416,780 |
| FDAT | 1,312 | 429 | 4,297 | 170,801 | 39,496 | 41,460 | 11,113 | 5,229 | 7,229 | 53,242 | 56,357 | 7,060 |
| Fee for Service | 13,928 | - | - | 10,248 | - | 5,124 | 5,124 | 5,123 | 10,248 | - | 5,124 | 5,124 |
| Interest Income | 1,302 | 4,542 | 5,124 | 4,690 | - | 38,184 | 18,920 | 7,445 | 2,788 | 2,521 | 5,832 | 24,490 |
| Grants | - | - | - | - | - | - | - | - | - | - | - | - |
| Misc. Non Levy | - | - | - | - | - | - | - | - | - | - | - | - |
| RevenueTotals: | 83,583 | 25,772 | 271,433 | 12,634,200 | 2,756,882 | 2,982,533 | 819,289 | 375,426 | 518,553 | 3,424,322 | 5,113,177 | 453,454 |
| Expenditures: | | | | | | | | | | | | |
| Audit/Accounting, Legal, Fire Board Expenses | - | - | 485 | - | 3,114 | - | 257 | - | 6,000 | - | 257 | - |
| Fire Authority Funding | 259,246 | 83,583 | 25,772 | 271,433 | 12,634,200 | 2,756,882 | 2,982,533 | 819,289 | 375,427 | 518,553 | 3,424,322 | 5,113,177 |
| Other Professional Services | - | 44 | 8 | - | - | - | - | - | - | - | - | - |
| Miscellaneous | 21 | - | - | - | 41 | 1,539 | (1,534) | (1) | - | - | 2 | - |
| ExpenditureTotals: | 259,267 | 83,627 | 26,265 | 271,433 | 12,637,355 | 2,758,421 | 2,981,255 | 819,288 | 381,427 | 518,553 | 3,424,581 | 5,113,177 |
| Monthly Net Cash | (175,684) | (57,855) | 245,168 | 12,362,767 | (9,880,473) | 224,112 | (2,161,966) | (443,863) | 137,126 | 2,905,768 | 1,688,596 | (4,659,724) |
| Cumulative Net Cash | (155,684) | (213,539) | 31,629 | 12,394,395 | 2,513,922 | 2,738,035 | 576,068 | 132,206 | 269,332 | 3,175,102 | 4,863,698 | 203,975 |
| Carryover | 20,000 | (37,855) | 207,313 | 12,570,080 | 2,689,607 | 2,913,719 | 751,753 | 307,890 | 445,016 | 3,350,786 | 5,039,382 | 379,658 |
| | - | - | - | - | - | - | - | - | - | - | - | - |

**CENTRAL YAVAPAI FIRE DISTRICT
REVENUE GRAPH DATA**

| | | YTD | |
|------------------------------|-------------------|----------------------|---------------|
| | Revenue | Budget | % |
| Real Estate Taxes | \$ 405,956 | \$ 29,136,098 | 89.52 |
| Personal Property Taxes | \$ 10,824 | \$ - | 2.39 |
| Fire District Assistance Tax | \$ 7,060 | \$ 400,000 | 1.56 |
| Tech Services | \$ 5,124 | \$ 55,668 | 1.13 |
| Interest Revenue | \$ 24,490 | \$ - | 5.40 |
| Other Revenue | \$ - | \$ - | 0.00 |
| TOTALS: | \$ 453,454 | \$ 29,591,766 | 100.00 |

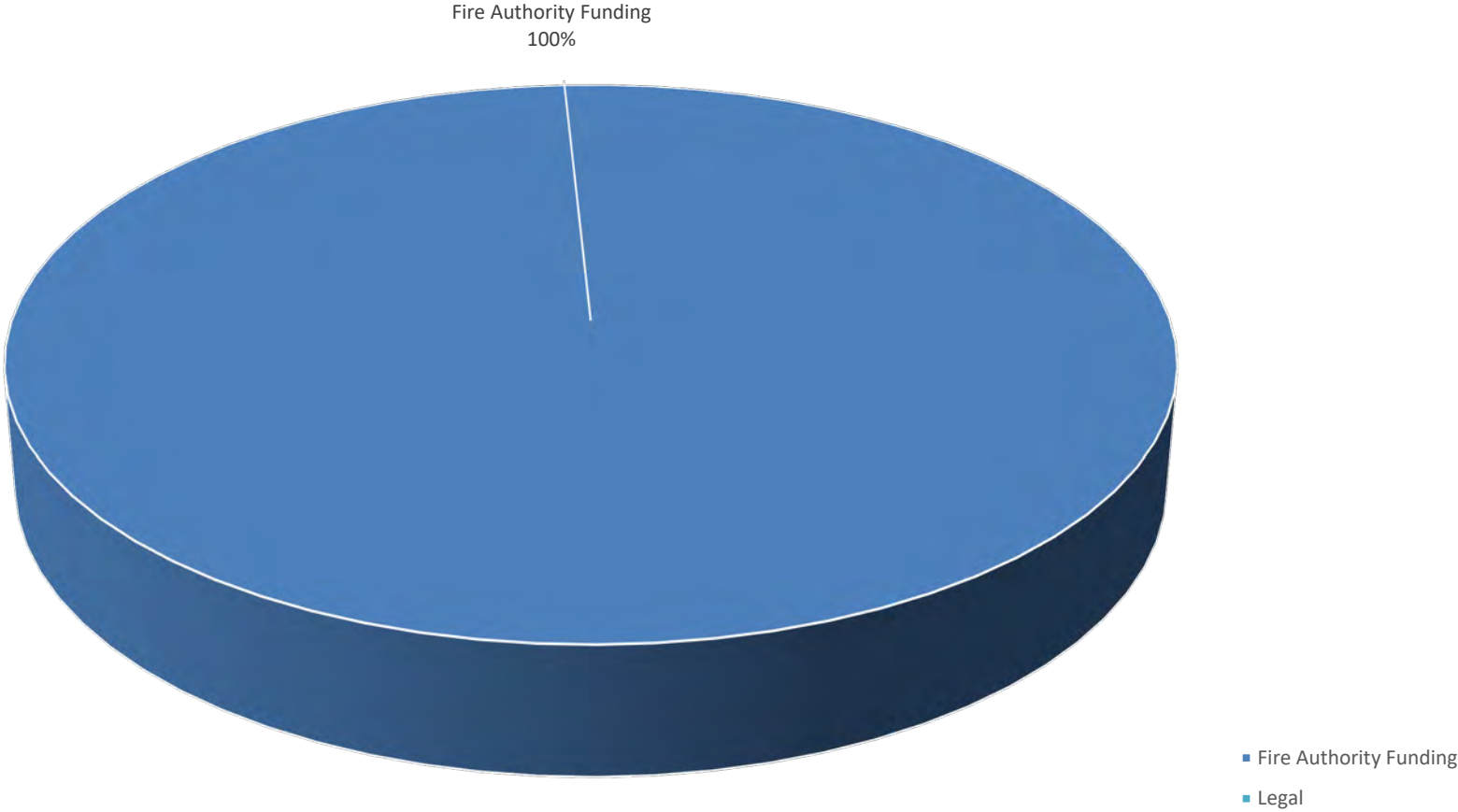
Central Yavapai Fire District
FY 2024 - 2025
General Fund Revenue
Period Ending 6/30/2025



**CENTRAL YAVAPAI FIRE DISTRICT GENERAL FUND
EXPENSE GRAPH DATA**

| | | YTD | |
|-----------------------------|---------------------|----------------------|---------------|
| Expense | | Budget | % |
| Fire Authority Funding | \$ 5,113,177 | \$ 29,493,266 | 100.00 |
| Audit and Accounting | \$ - | \$ 7,500 | 0.00 |
| Legal | \$ - | \$ 5,000 | 0.00 |
| Fire Board Expenses | \$ - | \$ 1,000 | 0.00 |
| Other Professional Services | \$ - | \$ 85,000 | 0.00 |
| TOTAL: | \$ 5,113,177 | \$ 29,591,766 | 100.00 |

Central Yavapai Fire District
FY 2024 - 2025
General Fund Expenditures
Period Ending 6/30/2025



CENTRAL YAVAPAI FIRE DISTRICT
GENERAL FUND - JUNE 2025

| | | |
|-------------------------|----|------------|
| Real Estate Taxes: | \$ | 405,956.11 |
| UPP Taxes: | \$ | 10,823.80 |
| FDAT: | \$ | 7,060.45 |
| Interest Received: | \$ | 24,489.80 |
| Fire District Deposits: | \$ | 5,124.13 |
| Other: | \$ | - |
| <hr/> | | |
| TOTAL: | \$ | 453,454.29 |
| <hr/> | | |

| | | |
|--|----|--------------|
| Transferred to CAFMA: Fire Authority Funding | \$ | 5,113,177.43 |
|--|----|--------------|



Yavapai County Treasurer

Monthly Statement

Date Range: 6/1/2025 to 6/30/2025

Central Yavapai Fire Dist - General Fund

Fund: 6060040000

8603 E Eastridge Rd Ste A

Prescott Valley, AZ 86314

6060040000

Central Yavapai Fire Dist GF

| | | | | |
|----------------|----------------|-----------------|-----------------------|------------|
| Begin Balance: | 5,431,057.23 | 587,703.60 | | |
| Income: | 453,454.29 | 29,458,624.98 | | |
| LOC Advance: | .00 | .00 | | |
| Expense: | (5,113,177.43) | (29,274,994.49) | LOC: | .00 |
| LOC Payments: | .00 | .00 | Warrants Outstanding: | .00 |
| Cash Balance: | 771,334.09 | 771,334.09 | End: | 771,334.09 |



Yavapai County Treasurer

Monthly Statement

Date Range: 6/1/2025 to 6/30/2025

Monthly Statement Summary

| Source Code | Description | | MTDAmount | YTDAmount |
|-------------------|-------------------------------------|---------------------------|-------------------|-------------------|
| 6060040000 | Central Yavapai Fire Dist GF | Beginning Balance: | 5,431,057.23 | 587,703.60 |
| 11100.2021 | 2021 Real Estate Taxes | | .00 | (257.04) |
| 11100.2022 | 2022 Real Estate Taxes | 405,956.11 | .00 | (341.03) |
| 11100.2023 | 2023 Real Estate Taxes | | (6,263.41) | 250,555.34 |
| 11100.2024 | 2024 Real Estate Taxes | | 412,219.52 | 28,187,724.66 |
| 12100.2005 | 2005 Personal Property Taxes | | 6.49 | 6.49 |
| 12100.2006 | 2006 Personal Property Taxes | | 5.62 | 5.62 |
| 12100.2007 | 2007 Personal Property Taxes | | 5.96 | 6.71 |
| 12100.2008 | 2008 Personal Property Taxes | | 5.53 | 40.20 |
| 12100.2009 | 2009 Personal Property Taxes | | 5.53 | 40.21 |
| 12100.2010 | 2010 Personal Property Taxes | | 6.09 | 55.02 |
| 12100.2011 | 2011 Personal Property Taxes | | 6.68 | 61.93 |
| 12100.2012 | 2012 Personal Property Taxes | | 6.57 | 61.26 |
| 12100.2013 | 2013 Personal Property Taxes | 10,823.80 | 7.04 | 134.71 |
| 12100.2014 | 2014 Personal Property Taxes | | 7.11 | 154.92 |
| 12100.2015 | 2015 Personal Property Taxes | | 6.53 | 220.63 |
| 12100.2016 | 2016 Personal Property Taxes | | .00 | 183.02 |
| 12100.2017 | 2017 Personal Property Taxes | | .00 | 198.36 |
| 12100.2018 | 2018 Personal Property Taxes | | .00 | 144.05 |
| 12100.2019 | 2019 Personal Property Taxes | | .00 | 435.62 |
| 12100.2020 | 2020 Personal Property Taxes | | .00 | 516.26 |
| 12100.2021 | 2021 Personal Property Taxes | | 207.80 | 1,987.81 |
| 12100.2022 | 2022 Personal Property Taxes | | 335.45 | 3,698.29 |
| 12100.2023 | 2023 Personal Property Taxes | | 909.22 | 9,550.21 |
| 12100.2024 | 2024 Personal Property Taxes | | 9,302.18 | 429,530.91 |
| 37122.0 | Fire District Deposit | 5124.13 | 5,124.13 | 65,168.98 |
| 37150.0 | FDAT Distributions | 7,060.45 | 7,060.45 | 398,026.78 |
| 38109.0 | Interest on Investments St Treas | | 16,843.23 | 64,193.96 |
| 38111.0 | Interest on Investments | 24,489.80 | 445.37 | 6,487.01 |
| 38113.0 | Interest on Investments-Wells Fargo | | 7,201.20 | 40,034.09 |
| 90002.0 | Interest Pd on Tax Roll Corrections | | .00 | (120.05) |
| 91032.0 | Warrants Redeemed | | .00 | (10,457.75) |
| 91702.0 | Transfer out | | (5,113,177.43) | (29,264,416.69) |
| | | Ending Balance: | 771,334.09 | 771,334.09 |

Monthly Statement Detail

| Date | Notes | Doc # | Amount | C/D |
|------|-------|-------|--------|-----|
|------|-------|-------|--------|-----|



Yavapai County Treasurer

Monthly Statement

Date Range: 6/1/2025 to 6/30/2025

| | | | |
|--|---|--|---|
| 6060040000 Central Yavapai Fire Dist GF | | Beginning Balance: 5,431,057.23 | |
| 11100.2023 2023 Real Estate Taxes | | Source Code Total: (6,263.41) | |
| 06/02 Tax Distribution | 0 | (906.70) | C |
| 06/03 Tax Distribution | 0 | (667.93) | C |
| 06/04 Tax Distribution | 0 | (1,152.86) | C |
| 06/05 Tax Distribution | 0 | (865.63) | C |
| 06/10 Tax Distribution | 0 | (152.42) | C |
| 06/12 Tax Distribution | 0 | 222.01 | C |
| 06/17 Tax Distribution | 0 | (528.43) | C |
| 06/18 Tax Distribution | 0 | (107.69) | C |
| 06/19 Tax Distribution | 0 | (99.18) | C |
| 06/19 Tax Distribution | 0 | (446.37) | C |
| 06/20 Tax Distribution | 0 | (567.28) | C |
| 06/23 Tax Distribution | 0 | (109.85) | C |
| 06/23 Tax Distribution | 0 | (532.32) | C |
| 06/24 Tax Distribution | 0 | (298.76) | C |
| 06/27 Tax Distribution | 0 | (50.00) | C |
| 11100.2024 2024 Real Estate Taxes | | Source Code Total: 412,219.52 | |
| 06/02 Tax Distribution | 0 | 10,218.71 | C |
| 06/02 Tax Distribution | 0 | 2,237.13 | C |
| 06/03 Tax Distribution | 0 | 3,420.73 | C |
| 06/03 Tax Distribution | 0 | 2,438.96 | C |
| 06/03 Tax Distribution | 0 | 1,107.77 | C |
| 06/04 Tax Distribution | 0 | 482.08 | C |
| 06/04 Tax Distribution | 0 | 1,114.16 | C |
| 06/04 Tax Distribution | 0 | 354.42 | C |
| 06/05 Tax Distribution | 0 | 275.28 | C |
| 06/05 Tax Distribution | 0 | 4,607.92 | C |
| 06/05 Tax Distribution | 0 | 2,761.18 | C |
| 06/05 Tax Distribution | 0 | 458.07 | C |
| 06/06 Tax Distribution | 0 | 3,590.92 | C |
| 06/06 Tax Distribution | 0 | 2,285.69 | C |
| 06/06 Tax Distribution | 0 | 5,059.03 | C |
| 06/06 Tax Distribution | 0 | 535.36 | C |
| 06/09 Tax Distribution | 0 | 378.29 | C |
| 06/09 Tax Distribution | 0 | 36,118.32 | C |
| 06/09 Tax Distribution | 0 | 5,090.43 | C |
| 06/09 Tax Distribution | 0 | 5,192.27 | C |
| 06/09 Tax Distribution | 0 | 3,882.83 | C |
| 06/10 Tax Distribution | 0 | 9,981.31 | C |
| 06/10 Tax Distribution | 0 | 25,608.10 | C |
| 06/10 Tax Distribution | 0 | 8,671.86 | C |
| 06/10 Tax Distribution | 0 | 1,575.34 | C |



Yavapai County Treasurer

Monthly Statement

Date Range: 6/1/2025 to 6/30/2025

| | | | | |
|-------|------------------|---|-----------|---|
| 06/10 | Tax Distribution | 0 | 2,561.84 | C |
| 06/11 | Tax Distribution | 0 | 28,705.67 | C |
| 06/11 | Tax Distribution | 0 | 3,741.45 | C |
| 06/11 | Tax Distribution | 0 | 1,739.41 | C |
| 06/12 | Tax Distribution | 0 | 51.93 | C |
| 06/12 | Tax Distribution | 0 | 19,431.59 | C |
| 06/12 | Tax Distribution | 0 | 14,180.64 | C |
| 06/12 | Tax Distribution | 0 | 16,593.85 | C |
| 06/12 | Tax Distribution | 0 | 1,402.44 | C |
| 06/13 | Tax Distribution | 0 | 3,507.42 | C |
| 06/13 | Tax Distribution | 0 | 1,931.56 | C |
| 06/13 | Tax Distribution | 0 | 4,544.06 | C |
| 06/16 | Tax Distribution | 0 | 79.71 | C |
| 06/16 | Tax Distribution | 0 | 24,262.95 | C |
| 06/16 | Tax Distribution | 0 | 4,750.17 | C |
| 06/16 | Tax Distribution | 0 | 5,820.92 | C |
| 06/17 | Tax Distribution | 0 | 6,893.64 | C |
| 06/17 | Tax Distribution | 0 | 2,761.56 | C |
| 06/17 | Tax Distribution | 0 | 7,638.46 | C |
| 06/17 | Tax Distribution | 0 | 3,042.83 | C |
| 06/18 | Tax Distribution | 0 | 4,043.74 | C |
| 06/18 | Tax Distribution | 0 | 909.79 | C |
| 06/18 | Tax Distribution | 0 | 620.78 | C |
| 06/19 | Tax Distribution | 0 | 1,518.17 | C |
| 06/19 | Tax Distribution | 0 | (111.05) | C |
| 06/19 | Tax Distribution | 0 | 1,738.12 | C |
| 06/19 | Tax Distribution | 0 | 508.63 | C |
| 06/19 | Tax Distribution | 0 | 134.88 | C |
| 06/19 | Tax Distribution | 0 | 4,283.33 | C |
| 06/20 | Tax Distribution | 0 | 3,831.25 | C |
| 06/20 | Tax Distribution | 0 | 2,705.72 | C |
| 06/20 | Tax Distribution | 0 | 5,587.09 | C |
| 06/23 | Tax Distribution | 0 | 6,185.04 | C |
| 06/23 | Tax Distribution | 0 | (84.27) | C |
| 06/23 | Tax Distribution | 0 | 9,194.21 | C |
| 06/23 | Tax Distribution | 0 | 6,203.34 | C |
| 06/23 | Tax Distribution | 0 | 3,790.15 | C |
| 06/24 | Tax Distribution | 0 | 1,558.08 | C |
| 06/24 | Tax Distribution | 0 | (105.03) | C |
| 06/24 | Tax Distribution | 0 | 3,755.04 | C |
| 06/24 | Tax Distribution | 0 | 10,576.27 | C |
| 06/24 | Tax Distribution | 0 | 681.97 | C |
| 06/24 | Tax Distribution | 0 | 1,851.58 | C |



Yavapai County Treasurer

Monthly Statement

Date Range: 6/1/2025 to 6/30/2025

| | | | |
|---|---|---------------------------|---|
| 06/25 Tax Distribution | 0 | 14.84 | C |
| 06/25 Tax Distribution | 0 | 3,996.48 | C |
| 06/25 Tax Distribution | 0 | 62.08 | C |
| 06/25 Tax Distribution | 0 | 4,654.41 | C |
| 06/25 Tax Distribution | 0 | 858.91 | C |
| 06/26 Tax Distribution | 0 | 2,816.39 | C |
| 06/26 Tax Distribution | 0 | 8,123.88 | C |
| 06/26 Tax Distribution | 0 | 823.71 | C |
| 06/26 Tax Distribution | 0 | 2,621.98 | C |
| 06/26 Tax Distribution | 0 | 99.76 | C |
| 06/27 Tax Distribution | 0 | (56.70) | C |
| 06/27 Tax Distribution | 0 | 6,375.39 | C |
| 06/27 Tax Distribution | 0 | 1,244.51 | C |
| 06/30 Tax Distribution | 0 | 3,392.36 | C |
| 06/30 Tax Distribution | 0 | 11.14 | C |
| 06/30 Tax Distribution | 0 | 11,718.11 | C |
| 06/30 Tax Distribution | 0 | 473.56 | C |
| 06/30 Tax Distribution | 0 | 2,290.38 | C |
| 06/30 Tax Distribution | 0 | 2,233.24 | C |
| 12100.2005 2005 Personal Property Taxes | | Source Code Total: 6.49 | |
| 06/25 Tax Distribution | 0 | 6.49 | C |
| 12100.2006 2006 Personal Property Taxes | | Source Code Total: 5.62 | |
| 06/25 Tax Distribution | 0 | 5.62 | C |
| 12100.2007 2007 Personal Property Taxes | | Source Code Total: 5.96 | |
| 06/25 Tax Distribution | 0 | 5.96 | C |
| 12100.2008 2008 Personal Property Taxes | | Source Code Total: 5.53 | |
| 06/25 Tax Distribution | 0 | 5.53 | C |
| 12100.2009 2009 Personal Property Taxes | | Source Code Total: 5.53 | |
| 06/25 Tax Distribution | 0 | 5.53 | C |
| 12100.2010 2010 Personal Property Taxes | | Source Code Total: 6.09 | |
| 06/25 Tax Distribution | 0 | 6.09 | C |
| 12100.2011 2011 Personal Property Taxes | | Source Code Total: 6.68 | |
| 06/25 Tax Distribution | 0 | 6.68 | C |
| 12100.2012 2012 Personal Property Taxes | | Source Code Total: 6.57 | |
| 06/25 Tax Distribution | 0 | 6.57 | C |
| 12100.2013 2013 Personal Property Taxes | | Source Code Total: 7.04 | |
| 06/25 Tax Distribution | 0 | 7.04 | C |
| 12100.2014 2014 Personal Property Taxes | | Source Code Total: 7.11 | |
| 06/25 Tax Distribution | 0 | 7.11 | C |
| 12100.2015 2015 Personal Property Taxes | | Source Code Total: 6.53 | |
| 06/25 Tax Distribution | 0 | 6.53 | C |
| 12100.2021 2021 Personal Property Taxes | | Source Code Total: 207.80 | |
| 06/12 Tax Distribution | 0 | 8.91 | C |



Yavapai County Treasurer

Monthly Statement

Date Range: 6/1/2025 to 6/30/2025

| | | | | |
|---|------------------|---|-----------------------------|---|
| 06/26 | Tax Distribution | 0 | 36.98 | C |
| 06/30 | Tax Distribution | 0 | 161.91 | C |
| 12100.2022 2022 Personal Property Taxes | | | Source Code Total: 335.45 | |
| 06/12 | Tax Distribution | 0 | 51.41 | C |
| 06/16 | Tax Distribution | 0 | 25.08 | C |
| 06/26 | Tax Distribution | 0 | 37.22 | C |
| 06/30 | Tax Distribution | 0 | 23.41 | C |
| 06/30 | Tax Distribution | 0 | 198.33 | C |
| 12100.2023 2023 Personal Property Taxes | | | Source Code Total: 909.22 | |
| 06/10 | Tax Distribution | 0 | 3.32 | C |
| 06/12 | Tax Distribution | 0 | 56.22 | C |
| 06/16 | Tax Distribution | 0 | 156.57 | C |
| 06/16 | Tax Distribution | 0 | 234.35 | C |
| 06/23 | Tax Distribution | 0 | 154.12 | C |
| 06/26 | Tax Distribution | 0 | 101.36 | C |
| 06/30 | Tax Distribution | 0 | 203.28 | C |
| 12100.2024 2024 Personal Property Taxes | | | Source Code Total: 9,302.18 | |
| 06/02 | Tax Distribution | 0 | 194.65 | C |
| 06/02 | Tax Distribution | 0 | 105.54 | C |
| 06/03 | Tax Distribution | 0 | 71.60 | C |
| 06/04 | Tax Distribution | 0 | 146.95 | C |
| 06/05 | Tax Distribution | 0 | 54.00 | C |
| 06/05 | Tax Distribution | 0 | 214.71 | C |
| 06/09 | Tax Distribution | 0 | 273.78 | C |
| 06/09 | Tax Distribution | 0 | 180.99 | C |
| 06/09 | Tax Distribution | 0 | 212.34 | C |
| 06/09 | Tax Distribution | 0 | 91.46 | C |
| 06/10 | Tax Distribution | 0 | 220.53 | C |
| 06/10 | Tax Distribution | 0 | 193.09 | C |
| 06/10 | Tax Distribution | 0 | 474.03 | C |
| 06/11 | Tax Distribution | 0 | 165.36 | C |
| 06/11 | Tax Distribution | 0 | 70.61 | C |
| 06/12 | Tax Distribution | 0 | 78.88 | C |
| 06/12 | Tax Distribution | 0 | 339.81 | C |
| 06/12 | Tax Distribution | 0 | 198.58 | C |
| 06/16 | Tax Distribution | 0 | 597.35 | C |
| 06/16 | Tax Distribution | 0 | 536.62 | C |
| 06/17 | Tax Distribution | 0 | 180.98 | C |
| 06/17 | Tax Distribution | 0 | 380.98 | C |
| 06/17 | Tax Distribution | 0 | 7.97 | C |
| 06/18 | Tax Distribution | 0 | 116.45 | C |
| 06/18 | Tax Distribution | 0 | 126.14 | C |
| 06/19 | Tax Distribution | 0 | 18.33 | C |



Yavapai County Treasurer

Monthly Statement

Date Range: 6/1/2025 to 6/30/2025

| | | | | |
|--|-----------------------------------|---|------------------------------|---|
| 06/19 | Tax Distribution | 0 | 280.73 | C |
| 06/20 | Tax Distribution | 0 | 159.69 | C |
| 06/20 | Tax Distribution | 0 | 36.39 | C |
| 06/23 | Tax Distribution | 0 | 297.72 | C |
| 06/23 | Tax Distribution | 0 | 130.28 | C |
| 06/24 | Tax Distribution | 0 | 157.02 | C |
| 06/24 | Tax Distribution | 0 | 533.96 | C |
| 06/25 | Tax Distribution | 0 | 15.47 | C |
| 06/26 | Tax Distribution | 0 | 273.84 | C |
| 06/26 | Tax Distribution | 0 | 26.23 | C |
| 06/30 | Tax Distribution | 0 | 546.47 | C |
| 06/30 | Tax Distribution | 0 | 577.96 | C |
| 06/30 | Tax Distribution | 0 | 858.54 | C |
| 06/30 | Tax Distribution | 0 | 156.15 | C |
| 37122.0 Fire District Deposit | | | Source Code Total: 5,124.13 | |
| 06/13 | DEPOSIT | 0 | 5,124.13 | C |
| 37150.0 FDAT Distributions | | | Source Code Total: 7,060.45 | |
| 06/02 | Fire Dist Assistance Tax 0.130598 | 0 | 196.73 | C |
| 06/03 | Fire Dist Assistance Tax 0.130598 | 0 | 112.70 | C |
| 06/04 | Fire Dist Assistance Tax 0.130598 | 0 | 90.10 | C |
| 06/05 | Fire Dist Assistance Tax 0.130598 | 0 | 216.16 | C |
| 06/06 | Fire Dist Assistance Tax 0.130598 | 0 | 142.57 | C |
| 06/09 | Fire Dist Assistance Tax 0.130598 | 0 | 882.95 | C |
| 06/10 | Fire Dist Assistance Tax 0.130598 | 0 | 794.06 | C |
| 06/11 | Fire Dist Assistance Tax 0.130598 | 0 | 487.80 | C |
| 06/12 | Fire Dist Assistance Tax 0.130598 | 0 | 647.94 | C |
| 06/13 | Fire Dist Assistance Tax 0.130598 | 0 | 178.34 | C |
| 06/16 | Fire Dist Assistance Tax 0.130598 | 0 | 714.71 | C |
| 06/17 | Fire Dist Assistance Tax 0.130598 | 0 | 466.10 | C |
| 06/18 | Fire Dist Assistance Tax 0.130598 | 0 | 158.93 | C |
| 06/19 | Fire Dist Assistance Tax 0.130598 | 0 | 139.98 | C |
| 06/20 | Fire Dist Assistance Tax 0.130598 | 0 | 240.20 | C |
| 06/23 | Fire Dist Assistance Tax 0.130598 | 0 | 396.81 | C |
| 06/24 | Fire Dist Assistance Tax 0.130598 | 0 | 282.05 | C |
| 06/25 | Fire Dist Assistance Tax 0.130598 | 0 | 145.85 | C |
| 06/26 | Fire Dist Assistance Tax 0.130598 | 0 | 252.56 | C |
| 06/27 | Fire Dist Assistance Tax 0.130598 | 0 | 102.87 | C |
| 06/30 | Fire Dist Assistance Tax 0.130598 | 0 | 411.04 | C |
| 38109.0 Interest on Investments St Treas | | | Source Code Total: 16,843.23 | |
| 06/09 | Investment Interest | 0 | 16,843.23 | C |
| 38111.0 Interest on Investments | | | Source Code Total: 445.37 | |
| 06/02 | Investment Interest | 0 | 285.03 | C |
| 06/09 | Investment Interest | 0 | 160.34 | C |



Yavapai County Treasurer

Monthly Statement

Date Range: 6/1/2025 to 6/30/2025

| | | |
|---|---|-----------------------------------|
| 38113.0 Interest on Investments-Wells Fargo | | Source Code Total: 7,201.20 |
| 06/09 Investment Interest | 0 | 7,201.20 C |
| 91702.0 Transfer out | | Source Code Total: (5,113,177.43) |
| 06/18 Transfer per KM 6/17/25 | 0 | (5,113,177.43) D |
| 6060040000 Central Yavapai Fire Dist GF | | Ending Balance: 771,334.09 |

CENTRAL YAVAPAI FIRE DISTRICT
Bank Reconciliation Summary
For the Bank Statement ending: 6/30/2025

| BANK CONTROL ID: CYFD - GENERAL FUND | | DESC: GENERAL FUND | ACCOUNT NO: 1100 |
|--------------------------------------|----------|--------------------|---------------------|
| Beginning Balance: | 06/01/25 | | \$5,431,057.23 |
| Deposits and Credits: | | | \$453,454.29 |
| Checks and Charges: | | | (\$5,113,177.43) |
| Adjustments: | | | \$0.00 |
| Ending Balance Per Reconciliation: | | | <u>\$771,334.09</u> |
| Ending Balance Per Bank Statement: | 06/30/25 | | \$771,334.09 |
| * Outstanding Deposits and Credits: | 06/30/25 | | \$0.00 |
| * Outstanding Checks and Charges: | 06/30/25 | | \$0.00 |
| Ending Book Balance: | 06/30/25 | | <u>\$771,334.09</u> |

* Outstanding amounts are all outstanding credits and charges dated prior or equal to the Reconciliation date.

CENTRAL YAVAPAI FIRE DISTRICT
BR Checks and Charges Cleared
For the Bank Statement ending: 6/30/25

| CYFD | | General Fund | | General Fund | | 1100 |
|-----------------------------------|-------------------|------------------------|--------|--------------|----------------|------|
| Date | Document | Description | Module | Company | Amount | |
| 06/30/25 | Cash With Yav Cty | Fire Authority Funding | GL | CYFD | \$5,113,177.43 | |
| TOTAL CHECKS AND CHARGES CLEARED: | | | | | \$5,113,177.43 | |

CENTRAL YAVAPAI FIRE DISTRICT
BR Checks and Charges Outstanding
For the Bank Statement ending:

| Date | Document | Description | Module | Company | Amount |
|------|----------|-------------|--------|---------|--------|
|------|----------|-------------|--------|---------|--------|

TOTAL CHECKS AND CHARGES OUTSTANDING:

CENTRAL YAVAPAI FIRE DISTRICT
BR Deposits and Credits Cleared
For the Bank Statement ending: 6/30/25

| CYFD | | General Fund | | | 1100 |
|-------------------------------------|-------------------|--------------------------------|--------|---------|--------------|
| Date | Document | Description | Module | Company | Amount |
| 06/16/25 | 5179 | Deposit | AR | CYFD | \$5,124.13 |
| 06/30/25 | Cash With Yav Cty | June 2025 Tax and Interest Rev | GL | CYFD | \$448,330.16 |
| TOTAL DEPOSITS AND CREDITS CLEARED: | | | | | \$453,454.29 |

CENTRAL YAVAPAI FIRE DISTRICT
BR Deposits and Credits Outstanding
For the Bank Statement ending:

| Date | Document | Description | Module | Company | Amount |
|------|----------|-------------|--------|---------|--------|
|------|----------|-------------|--------|---------|--------|

TOTAL DEPOSITS AND CREDITS OUTSTANDING:

CENTRAL YAVAPAI FIRE DISTRICT
Bank Reconciliation Register

| Document Number | Date | BR Status | Void? | Description | Date Cleared | Amount |
|-----------------|------|-----------|-------|-------------|--------------|--------|
|-----------------|------|-----------|-------|-------------|--------------|--------|

MODULE: DEPOSITS FROM ACCOUNTS RECEIVABLE

| | | | | | | |
|--------------------------------------|----------|--------|----|---------|----------|------------|
| BANK CONTROL ID: CYFD - GENERAL FUND | | | | | | |
| 5179 | 06/16/25 | Marked | No | Deposit | 07/10/25 | \$5,124.13 |
| SUB TOTAL FOR BANK: | | | | | | \$5,124.13 |
| TOTAL FOR MODULE: | | | | | | \$5,124.13 |

MODULE: JOURNAL ENTRIES FROM GENERAL LEDGER

| | | | | | | |
|--------------------------------------|----------|--------|----|--------------------------------|----------|----------------|
| BANK CONTROL ID: CYFD - GENERAL FUND | | | | | | |
| Cash With Yav Cty | 06/30/25 | Marked | No | Fire Authority Funding | 07/10/25 | \$5,113,177.43 |
| Cash With Yav Cty | 06/30/25 | Marked | No | June 2025 Tax and Interest Rev | 07/10/25 | \$448,330.16 |
| SUB TOTAL FOR BANK: | | | | | | \$5,561,507.59 |
| TOTAL FOR MODULE: | | | | | | \$5,561,507.59 |

CENTRAL YAVAPAI FIRE DISTRICT
BR Adjustments Report
For the Bank Statement ending:

| Date | Document | Description | GL Account | Offset Amt | Adj. Amt |
|------|----------|-------------|------------|------------|----------|
|------|----------|-------------|------------|------------|----------|

DOCUMENT:

ADJUSTMENT DOCUMENT " TOTAL:

TOTAL FOR ALL ADJUSTMENTS:

CENTRAL YAVAPAI FIRE DISTRICT
Income Statement
(Original Budget to Actual Comparison)
For the period of 6/1/2025 Through 6/30/2025

| | Account | Actual | Current Period Budget | Variance | % | Actual | Year To Date Budget | Variance | % |
|--------------------------------------|-----------|-------------------------|--------------------------|-------------------------|--------------|------------------------|------------------------|---------------------|----------------|
| <u>Revenues</u> | | | | | | | | | |
| Real Estate Tax | 400000000 | \$405,956.11 | \$0.00 | \$405,956.11 | 0.0% | \$28,630,518.42 | \$29,136,098.00 | \$(505,579.58) | (1.7)% |
| Personal Property Tax | 410000000 | 10,823.80 | 0.00 | 10,823.80 | 0.0 | 447,032.23 | 0.00 | 447,032.23 | 0.0 |
| Fire District Assistance Tax | 420000000 | 7,060.45 | 0.00 | 7,060.45 | 0.0 | 398,026.78 | 400,000.00 | (1,973.22) | (0.5) |
| Cell Tower Lease Revenue | 477500000 | 5,124.13 | 0.00 | 5,124.13 | 0.0 | 65,168.98 | 55,668.00 | 9,500.98 | 17.1 |
| Interest Income-General Fund | 490000000 | 24,489.80 | 0.00 | 24,489.80 | 0.0 | 110,715.06 | 0.00 | 110,715.06 | 0.0 |
| Net Revenues | | \$453,454.29 | \$0.00 | \$453,454.29 | 0.0 % | \$29,651,461.47 | \$29,591,766.00 | \$59,695.47 | 0.2 % |
| <u>Personnel Expenses</u> | | | | | | | | | |
| Fire Authority Funding | 670010000 | \$5,113,177.43 | \$0.00 | \$(5,113,177.43) | 0.0% | \$29,264,416.69 | \$29,493,266.00 | \$228,849.31 | 0.8% |
| Total Personnel Expenses | | \$5,113,177.43 | \$0.00 | \$(5,113,177.43) | 0.0 % | \$29,264,416.69 | \$29,493,266.00 | \$228,849.31 | 0.8 % |
| <u>Service Expenses</u> | | | | | | | | | |
| Audit & Accounting | 640010000 | \$0.00 | \$0.00 | \$0.00 | 0.0% | \$9,000.00 | \$7,500.00 | \$(1,500.00) | (20.0)% |
| Other Prof Services/Admin | 640510000 | 0.00 | 0.00 | 0.00 | 0.0 | 0.00 | 85,000.00 | 85,000.00 | 100.0 |
| Legal Services - Routine | 641010000 | 0.00 | 0.00 | 0.00 | 0.0 | 997.50 | 5,000.00 | 4,002.50 | 80.1 |
| Fire Board Expenses | 644110000 | 0.00 | 0.00 | 0.00 | 0.0 | 114.47 | 1,000.00 | 885.53 | 88.6 |
| Misc/Admin | 661010000 | 0.00 | 0.00 | 0.00 | 0.0 | 120.05 | 0.00 | (120.05) | 0.0 |
| Total Service Expenses | | \$0.00 | \$0.00 | \$0.00 | 0.0 % | \$10,232.02 | \$98,500.00 | \$88,267.98 | 89.6 % |
| Total Expenses | | \$5,113,177.43 | | \$(5,113,177.43) | | \$29,274,648.71 | \$29,591,766.00 | \$317,117.29 | 1.1% |
| Income (Loss) from Operations | | \$(4,659,723.14) | \$0.00 | \$(4,659,723.14) | 0.0% | \$376,812.76 | \$0.00 | \$376,812.76 | 0.0% |
| <u>Contingency</u> | | | | | | | | | |
| Funded Contingency/Admin | 780010000 | \$0.00 | \$0.00 | \$0.00 | 0.0% | \$0.00 | \$(20,000.00) | \$20,000.00 | 100.0% |
| Total Contingency | | \$0.00 | \$0.00 | \$0.00 | 0.0 % | \$0.00 | \$(20,000.00) | \$20,000.00 | 100.0 % |
| Net Income (Loss) | | \$(4,659,723.14) | \$0.00 | \$(4,659,723.14) | 0.0% | \$376,812.76 | \$(20,000.00) | \$396,812.76 | 1984.1% |

7/10/25
2:16:30 PM

CENTRAL YAVAPAI FIRE DISTRICT

Balance Sheet
As of 6/30/2025

Assets

Current Assets

| | | |
|--------------------------|---------------|-----------------|
| Cash with Yavapai County | \$771,334.09 | |
| Investment In CAFMA | 22,574,925.00 | |
| Taxes Receivable | 280,678.71 | |
| Misc. Receivables | 4,218.44 | |
| Total Current Assets | | \$23,631,156.24 |
| Total Assets | | \$23,631,156.24 |

Liabilities and Net Assets

Current Liabilities

| | | |
|---------------------------|------------|------------|
| Accounts Payable | \$2,048.00 | |
| Total Current Liabilities | | \$2,048.00 |
| Total Liabilities | | \$2,048.00 |

Net Assets

| | | |
|----------------------------------|-----------------|-----------------|
| Fund Balance | \$23,252,295.48 | |
| Current Year Net Assets | 376,812.76 | |
| Total Net Assets | | 23,629,108.24 |
| Total Liabilities and Net Assets | | \$23,631,156.24 |

CENTRAL YAVAPAI FIRE DISTRICT
GL Account Ledger - Detail By Period
6/1/2025 through 6/30/2025

| Batch | Journal | Entry # | Date | Job | Document | Description | Debits | Credits | Balance |
|----------------------------------|---------|---------|----------|-----|-------------------|------------------------------------|--------------|----------------|----------------|
| 1100.0.0.000 | | | | | | CASH WITH YAVAPAI COUNTY | | | \$5,431,057.23 |
| 5141 | CR | 1490021 | 06/16/25 | | 3000376113 | AT&T MOBILITY, LLC - | 5,124.13 | - | 5,436,181.36 |
| 5142 | A | 1490025 | 06/30/25 | | Cash With Yav Cty | Fire Authority Funding | - | 5,113,177.43 | 323,003.93 |
| 5144 | A | 1490029 | 06/30/25 | | Cash With Yav Cty | June 2025 Tax and Interest Revenue | 448,330.16 | - | 771,334.09 |
| CASH WITH YAVAPAI COUNTY TOTALS: | | | | | | | \$453,454.29 | \$5,113,177.43 | \$771,334.09 |
| TOTAL OF LEDGER: | | | | | | | \$453,454.29 | \$5,113,177.43 | \$771,334.09 |

CENTRAL YAVAPAI FIRE DISTRICT

GL Trial Balance Worksheet
For The Period of 6/1/2025 through 6/30/2025

| Account | Description | Balances | | | | Adjustments |
|--------------|--------------------------|----------------|--------------|----------------|--------------|-------------|
| | | Beginning | Debits | Credits | Ending | |
| 1100.0.0.000 | Cash with Yavapai County | \$5,431,057.23 | \$453,454.29 | \$5,113,177.43 | \$771,334.09 | |
| TOTALS: | | \$5,431,057.23 | \$453,454.29 | \$5,113,177.43 | \$771,334.09 | |

* Inactive accounts are marked and appear in grey.

Document Reference : 52db3869-896c-4df7-b55f-7d11dbb6ec32

Document Title : 2025.06 CYFD GF Bank Reconciliation

Document Region : Northern Virginia

Sender Name : Katie Reeves

Sender Email : kreeves@cazfire.gov

Total Document Pages : 28

Secondary Security : Not Required

Participants

- 1. Katie Reeves (kreeves@cazfire.gov)
- 2. Cody Rose (crose@cazfire.gov)
- 3. John Feddema (JFeddema@CAZfire.gov)

CC

- 1. sdixson@cazfire.gov
- 2. dkrizo@cazfire.gov
- 3. kmauldin@cazfire.gov

Document History

| Timestamp | Description |
|-------------------------------|--|
| 07/10/2025 02:20PM US/Arizona | Sender downloaded document. |
| 07/10/2025 02:23PM US/Arizona | Document sent by Katie Reeves (kreeves@cazfire.gov). |
| 07/10/2025 02:23PM US/Arizona | Email sent to Katie Reeves (kreeves@cazfire.gov). |
| 07/10/2025 02:23PM US/Arizona | Document viewed by Katie Reeves (kreeves@cazfire.gov). 24.117.179.98 Mozilla/5.0 (Windows NT 10.0; Win64; x64) AppleWebKit/537.36 (KHTML, like Gecko) Chrome/138.0.0.0 Safari/537.36 |
| 07/10/2025 02:27PM US/Arizona | Document viewed by Katie Reeves (kreeves@cazfire.gov). 24.117.179.98 Mozilla/5.0 (Windows NT 10.0; Win64; x64) AppleWebKit/537.36 (KHTML, like Gecko) Chrome/138.0.0.0 Safari/537.36 |
| 07/10/2025 02:27PM US/Arizona | Katie Reeves (kreeves@cazfire.gov) has agreed to terms of service and to do business electronically with Katie Reeves (kreeves@cazfire.gov). 24.117.179.98 Mozilla/5.0 (Windows NT 10.0; Win64; x64) AppleWebKit/537.36 (KHTML, like Gecko) Chrome/138.0.0.0 Safari/537.36 |
| 07/10/2025 02:27PM US/Arizona | Signed by Katie Reeves (kreeves@cazfire.gov). 24.117.179.98 Mozilla/5.0 (Windows NT 10.0; Win64; x64) AppleWebKit/537.36 (KHTML, like Gecko) Chrome/138.0.0.0 Safari/537.36 |

Document History

| Timestamp | Description |
|-------------------------------|---|
| 07/10/2025 02:27PM US/Arizona | Email sent to Cody Rose (crose@cazfire.gov). |
| 07/10/2025 02:28PM US/Arizona | Document viewed by Cody Rose (crose@cazfire.gov). 24.117.179.98 Mozilla/5.0 (Windows NT 10.0; Win64; x64) AppleWebKit/537.36 (KHTML, like Gecko) Chrome/138.0.0.0 Safari/537.36 |
| 07/10/2025 02:28PM US/Arizona | Document viewed by Cody Rose (crose@cazfire.gov). 35.170.35.133 Mozilla/5.0 (Windows NT 10.0; Win64; x64) AppleWebKit/537.36 (KHTML, like Gecko) Chrome/138.0.0.0 Safari/537.36 |
| 07/10/2025 02:28PM US/Arizona | Cody Rose (crose@cazfire.gov) has agreed to terms of service and to do business electronically with Katie Reeves (kreeves@cazfire.gov). 24.117.179.98 Mozilla/5.0 (Windows NT 10.0; Win64; x64) AppleWebKit/537.36 (KHTML, like Gecko) Chrome/138.0.0.0 Safari/537.36 |
| 07/10/2025 02:28PM US/Arizona | Signed by Cody Rose (crose@cazfire.gov). 24.117.179.98 Mozilla/5.0 (Windows NT 10.0; Win64; x64) AppleWebKit/537.36 (KHTML, like Gecko) Chrome/138.0.0.0 Safari/537.36 |
| 07/10/2025 02:29PM US/Arizona | Email sent to John Feddema (JFeddema@CAZfire.gov). |
| 07/10/2025 02:32PM US/Arizona | Document viewed by John Feddema (JFeddema@CAZfire.gov). 24.117.179.98 Mozilla/5.0 (Windows NT 10.0; Win64; x64) AppleWebKit/537.36 (KHTML, like Gecko) Chrome/138.0.0.0 Safari/537.36 |
| 07/10/2025 02:32PM US/Arizona | Document viewed by John Feddema (JFeddema@CAZfire.gov). 35.174.247.53 Mozilla/5.0 (Windows NT 10.0; Win64; x64) AppleWebKit/537.36 (KHTML, like Gecko) Chrome/138.0.0.0 Safari/537.36 |
| 07/10/2025 02:32PM US/Arizona | John Feddema (JFeddema@CAZfire.gov) has agreed to terms of service and to do business electronically with Katie Reeves (kreeves@cazfire.gov). 24.117.179.98 Mozilla/5.0 (Windows NT 10.0; Win64; x64) AppleWebKit/537.36 (KHTML, like Gecko) Chrome/138.0.0.0 Safari/537.36 |
| 07/10/2025 02:32PM US/Arizona | Signed by John Feddema (JFeddema@CAZfire.gov). 24.117.179.98 Mozilla/5.0 (Windows NT 10.0; Win64; x64) AppleWebKit/537.36 (KHTML, like Gecko) Chrome/138.0.0.0 Safari/537.36 |
| 07/10/2025 02:32PM US/Arizona | Document copy sent to sdixson@cazfire.gov. |
| 07/10/2025 02:32PM US/Arizona | Document copy sent to kmauldin@cazfire.gov. |
| 07/10/2025 02:32PM US/Arizona | Document copy sent to Cody Rose (crose@cazfire.gov). |
| 07/10/2025 02:32PM US/Arizona | Document copy sent to John Feddema (JFeddema@CAZfire.gov). |
| 07/10/2025 02:32PM US/Arizona | Document copy sent to Katie Reeves (kreeves@cazfire.gov). |
| 07/10/2025 02:32PM US/Arizona | Document copy sent to dkrizo@cazfire.gov. |
| 07/10/2025 02:32PM US/Arizona | Document copy sent to Katie Reeves (kreeves@cazfire.gov). |

CENTRAL YAVAPAI FIRE DISTRICT
GENERAL FUND BANK RECONCILIATION JULY 2025

Reconciliation:

| | |
|-----------------------------|----------------------|
| Beginning Balance: | \$ 771,334.09 |
| Fire District Deposits: | \$ 13,927.68 |
| Tax Revenue: | \$ 80,385.54 |
| Interest Revenue: | \$ 12,298.13 |
| Fire Authority Funding: | \$ (453,454.29) |
| Checks and Charges Cleared: | \$ (510.04) |
| Tax Roll Corrections: | \$ (3.97) |
| Other: | \$ - |
| Ending Balance: | \$ 423,977.14 |

Difference Between Balances: \$ -

Deposits Per Bank Statement:

| | |
|-------------------------------|----------------------|
| Real Estate Taxes: | \$ 75,063.18 |
| Personal Property Taxes: | \$ 3,997.93 |
| Fire District Assistance Tax: | \$ 1,324.43 |
| Interest Income: | \$ 12,298.13 |
| Fire District Deposits: | \$ 13,927.68 |
| Other: | \$ - |
| Other: | \$ - |
| Other: | \$ - |
| Other: | \$ - |
| Ending Balance: | \$ 106,611.35 |

Bank Statement Balance:

| | |
|-----------------------|---------------|
| Balance Per Bank: | \$ 424,487.18 |
| Outstanding Checks: | \$ 510.04 |
| Outstanding Deposits: | \$ - |

Ending Balance: \$ **423,977.14**

G/L Ending Balance: \$ **423,977.14**

\$ 423,977.14

Bank Reconciliation Register:

| | |
|------------------------------------|----------------------|
| Checks From Accounts Payable: | \$510.04 |
| Fire Authority Funding: | \$ 453,454.29 |
| Tax Roll Corrections: | \$ 3.97 |
| Other: | \$ - |
| Total: | \$453,968.30 |
| Deposits From Accounts Receivable: | \$ 13,927.68 |
| Tax and Interest Revenue: | \$ 92,683.67 |
| Other: | \$ - |
| Ending Balance: | \$ 106,611.35 |

Reconciliation Approved By:

John Feddema
 John Feddema, Fire Chief

Reconciliation Reviewed By:

Cody Rose
 Cody Rose, Assistant Chief of Administration

Reconciliation Prepared By:

Katie Reeves
 Kaite Reeves, Finance Specialist III

CENTRAL YAVAPAI FIRE DISTRICT GENERAL F
Tax Collection Data

| Total Levy Month | FY 19-20 \$17,960,663 Collected | FY 20-21 \$19,423,017 Collected | FY 21-22 \$21,044,253 Collected | FY 22-23 \$22,943,481 Collected | FY 23-24 \$25,704,360 Collected | FY 24-25 \$29,136,098 Collected | FY 25-26 \$32,368,593 Collected |
|---------------------|---------------------------------------|---------------------------------------|---------------------------------------|---------------------------------------|---------------------------------------|---------------------------------------|---------------------------------------|
| July | \$53,398 | \$113,844 | \$91,719 | \$79,538 | \$50,936 | \$67,042 | \$79,061 |
| % | 0.297% | 0.586% | 0.436% | 0.347% | 0.198% | 0.230% | 0.244% |
| % To Date | 0.2973% | 0.5861% | 0.4358% | 0.3467% | 0.1982% | 0.2301% | 0.2443% |
| August | \$18,645 | \$21,440 | \$30,145 | \$22,797 | \$21,052 | \$20,800 | \$0 |
| % | 0.104% | 0.110% | 0.143% | 0.099% | 0.082% | 0.071% | 0.000% |
| % To Date | 0.4011% | 0.6965% | 0.5791% | 0.4460% | 0.2801% | 0.3015% | 0.2443% |
| September | \$151,569 | \$38,040 | \$272,297 | \$235,478 | \$306,903 | \$262,012 | \$0 |
| % | 0.844% | 0.196% | 1.294% | 1.026% | 1.194% | 0.899% | 0.000% |
| % To Date | 1.2450% | 0.8924% | 1.8730% | 1.4724% | 1.4740% | 1.2008% | 0.2443% |
| October | \$7,842,869 | \$7,733,468 | \$8,922,036 | \$9,527,769 | \$10,745,052 | \$12,448,460 | \$0 |
| % | 43.667% | 39.816% | 42.397% | 41.527% | 41.802% | 42.725% | 0.000% |
| % To Date | 44.9119% | 40.7084% | 44.2696% | 42.9995% | 43.2765% | 43.9260% | 0.2443% |
| November | \$1,675,932 | \$2,373,821 | \$2,237,664 | \$2,604,225 | \$2,665,941 | \$2,717,386 | \$0 |
| % | 9.331% | 12.222% | 10.633% | 11.351% | 10.372% | 9.327% | 0.000% |
| % To Date | 54.2431% | 52.9301% | 54.9027% | 54.3501% | 53.6480% | 53.2525% | 0.2443% |
| December | \$1,336,392 | \$1,753,590 | \$1,651,663 | \$1,891,266 | \$2,362,201 | \$2,897,764 | \$0 |
| % | 7.4407% | 9.0284% | 7.8485% | 8.2432% | 9.1899% | 9.9456% | 0.0000% |
| % To Date | 61.6837% | 61.9585% | 62.7512% | 62.5933% | 62.8379% | 63.1981% | 0.2443% |
| January | \$428,512 | \$450,460 | \$783,026 | \$821,982 | \$887,782 | \$784,131 | \$0 |
| % | 2.3858% | 2.3192% | 3.7209% | 3.5826% | 3.4538% | 2.6913% | 0.0000% |
| % To Date | 64.0696% | 64.2777% | 66.4721% | 66.1759% | 66.2917% | 65.8894% | 0.2443% |
| February | \$452,992 | \$306,355 | \$262,589 | \$295,840 | \$341,472 | \$357,628 | \$0 |
| % | 2.5221% | 1.5773% | 1.2478% | 1.2894% | 1.3285% | 1.2274% | 0.0000% |
| % To Date | 66.5917% | 65.8550% | 67.7199% | 67.4653% | 67.6202% | 67.1168% | 0.2443% |
| March | \$623,229 | \$520,420 | \$466,650 | \$593,298 | \$462,577 | \$498,288 | \$0 |
| % | 3.4700% | 2.6794% | 2.2175% | 2.5859% | 1.7996% | 1.7102% | 0.0000% |
| % To Date | 70.0617% | 68.5344% | 69.9373% | 70.0512% | 69.4198% | 68.8270% | 0.2443% |
| April | \$4,164,352 | \$4,734,267 | \$5,079,814 | \$5,852,444 | \$6,660,850 | \$3,368,559 | \$0 |
| % | 23.1860% | 24.3745% | 24.1387% | 25.5081% | 25.9133% | 11.5615% | 0.0000% |
| % To Date | 93.2476% | 92.9089% | 94.0761% | 95.5593% | 95.3331% | 80.3885% | 0.2443% |
| May | \$837,799 | \$840,183 | \$919,524 | \$837,336 | \$988,604 | \$5,045,864 | \$0 |
| % | 4.6646% | 4.3257% | 4.3695% | 3.6496% | 3.8461% | 17.3183% | 0.0000% |
| % To Date | 97.9123% | 97.2346% | 98.4455% | 99.2089% | 99.1792% | 97.7067% | 0.2443% |
| June | \$201,547 | \$325,848 | \$366,962 | \$205,401 | \$248,577 | \$416,780 | \$0 |
| % | 1.1222% | 1.6776% | 1.7438% | 0.8952% | 0.9671% | 1.4305% | 0.0000% |
| % To Date | 99.0344% | 98.9122% | 100.1893% | 100.1041% | 100.1462% | 99.1372% | 0.2443% |
| TOTALS | \$17,787,237 | \$19,211,735 | \$21,084,089 | \$22,967,372 | \$25,741,947 | \$28,884,714 | \$79,061 |
| Delinquency | 0.9656% | 1.0878% | -0.1893% | -0.1041% | -0.1462% | 0.8628% | 99.7557% |

CENTRAL YAVAPAI FIRE DISTRICT GENERAL F
FDAT Collection Data

| Total Levy Month | FY 19-20 \$366,547 Collected | FY 20-21 \$400,000 Collected | FY 21-22 \$400,000 Collected | FY 22-23 \$400,000 Collected | FY 23-24 \$400,000 Collected | FY 24-25 \$400,000 Collected | FY 25-26 \$400,000 Collected |
|---------------------|------------------------------------|------------------------------------|------------------------------------|------------------------------------|------------------------------------|------------------------------------|------------------------------------|
| July | \$1,475 | \$2,769 | \$1,871 | \$2,011 | \$1,145 | \$1,312 | \$1,324 |
| % | 0.403% | 0.692% | 0.468% | 0.503% | 0.286% | 0.328% | 0.331% |
| % To Date | 0.4025% | 0.6923% | 0.4677% | 0.5026% | 0.2863% | 0.3279% | 0.3311% |
| August | \$1,109 | \$662 | \$1,498 | \$575 | \$540 | \$429 | \$0 |
| % | 0.303% | 0.166% | 0.375% | 0.144% | 0.135% | 0.107% | 0.000% |
| % To Date | 0.7050% | 0.8579% | 0.8422% | 0.6465% | 0.4213% | 0.4352% | 0.3311% |
| September | \$7,941 | \$879 | \$4,669 | \$4,994 | \$4,589 | \$4,297 | \$0 |
| % | 2.166% | 0.220% | 1.167% | 1.249% | 1.147% | 1.074% | 0.000% |
| % To Date | 2.8713% | 1.0777% | 2.0095% | 1.8950% | 1.5686% | 1.5095% | 0.3311% |
| October | \$459,768 | \$160,480 | \$159,909 | \$157,752 | \$161,660 | \$170,801 | \$0 |
| % | 125.432% | 40.120% | 39.977% | 39.438% | 40.415% | 42.700% | 0.000% |
| % To Date | 128.3035% | 41.1979% | 41.9866% | 41.3329% | 41.9837% | 44.2097% | 0.3311% |
| November | \$128,454 | \$48,339 | \$52,249 | \$55,107 | \$49,601 | \$39,496 | \$0 |
| % | 35.0443% | 12.0848% | 13.0622% | 13.7768% | 12.4002% | 9.8741% | 0.0000% |
| % To Date | 163.3478% | 53.2826% | 55.0488% | 55.1097% | 54.3839% | 54.0838% | 0.3311% |
| December | (\$344,794) | \$39,219 | \$35,029 | \$35,365 | \$36,872 | \$41,460 | \$0 |
| % | -94.0656% | 9.8048% | 8.7572% | 8.8413% | 9.2179% | 10.3651% | 0.0000% |
| % To Date | 69.2822% | 63.0874% | 63.8060% | 63.9510% | 63.6017% | 64.4489% | 0.3311% |
| January | \$11,446 | \$12,625 | \$15,294 | \$14,833 | \$15,371 | \$11,113 | \$0 |
| % | 3.1227% | 3.1562% | 3.8235% | 3.7081% | 3.8428% | 2.7783% | 0.0000% |
| % To Date | 72.4049% | 66.2436% | 67.6294% | 67.6591% | 67.4445% | 67.2272% | 0.3311% |
| February | \$10,419 | \$6,657 | \$5,785 | \$5,943 | \$5,540 | \$5,229 | \$0 |
| % | 2.842% | 1.664% | 1.446% | 1.486% | 1.385% | 1.307% | 0.000% |
| % To Date | 75.2473% | 67.9079% | 69.0756% | 69.1450% | 68.8296% | 68.5345% | 0.3311% |
| March | \$13,361 | \$10,897 | \$8,259 | \$8,963 | \$7,439 | \$7,229 | \$0 |
| % | 3.6452% | 2.7242% | 2.0646% | 2.2407% | 1.8598% | 1.8073% | 0.0000% |
| % To Date | 78.8925% | 70.6320% | 71.1403% | 71.3856% | 70.6893% | 70.3418% | 0.3311% |
| April | \$85,315 | \$88,842 | \$89,498 | \$93,760 | \$96,410 | \$53,242 | \$0 |
| % | 23.2754% | 22.2104% | 22.3745% | 23.4400% | 24.1025% | 13.3105% | 0.0000% |
| % To Date | 102.1679% | 92.8424% | 93.5148% | 94.8256% | 94.7919% | 83.6522% | 0.3311% |
| May | \$21,832 | \$19,620 | \$19,623 | \$17,519 | \$17,680 | \$56,357 | \$0 |
| % | 5.9561% | 4.9050% | 4.9058% | 4.3797% | 4.4200% | 14.0893% | 0.0000% |
| % To Date | 108.1240% | 97.7475% | 98.4206% | 99.2052% | 99.2119% | 97.7416% | 0.3311% |
| June | \$4,474 | \$6,987 | \$6,978 | \$3,648 | \$3,730 | \$7,060 | \$0 |
| % | 1.2206% | 1.7468% | 1.7445% | 0.9121% | 0.9324% | 1.7651% | 0.0000% |
| % To Date | 109.3446% | 99.4943% | 100.1651% | 100.1173% | 100.1443% | 99.5067% | 0.3311% |
| TOTALS | \$400,799 | \$397,977 | \$400,660 | \$400,469 | \$400,577 | \$398,027 | \$1,324 |
| Delinquency | -9.3446% | 0.5057% | -0.1651% | -0.1173% | -0.1443% | 0.4933% | 99.6689% |
| | 100.0000% | 100.0000% | 100.0000% | 100.0000% | 100.0000% | 100.0000% | 100.0000% |



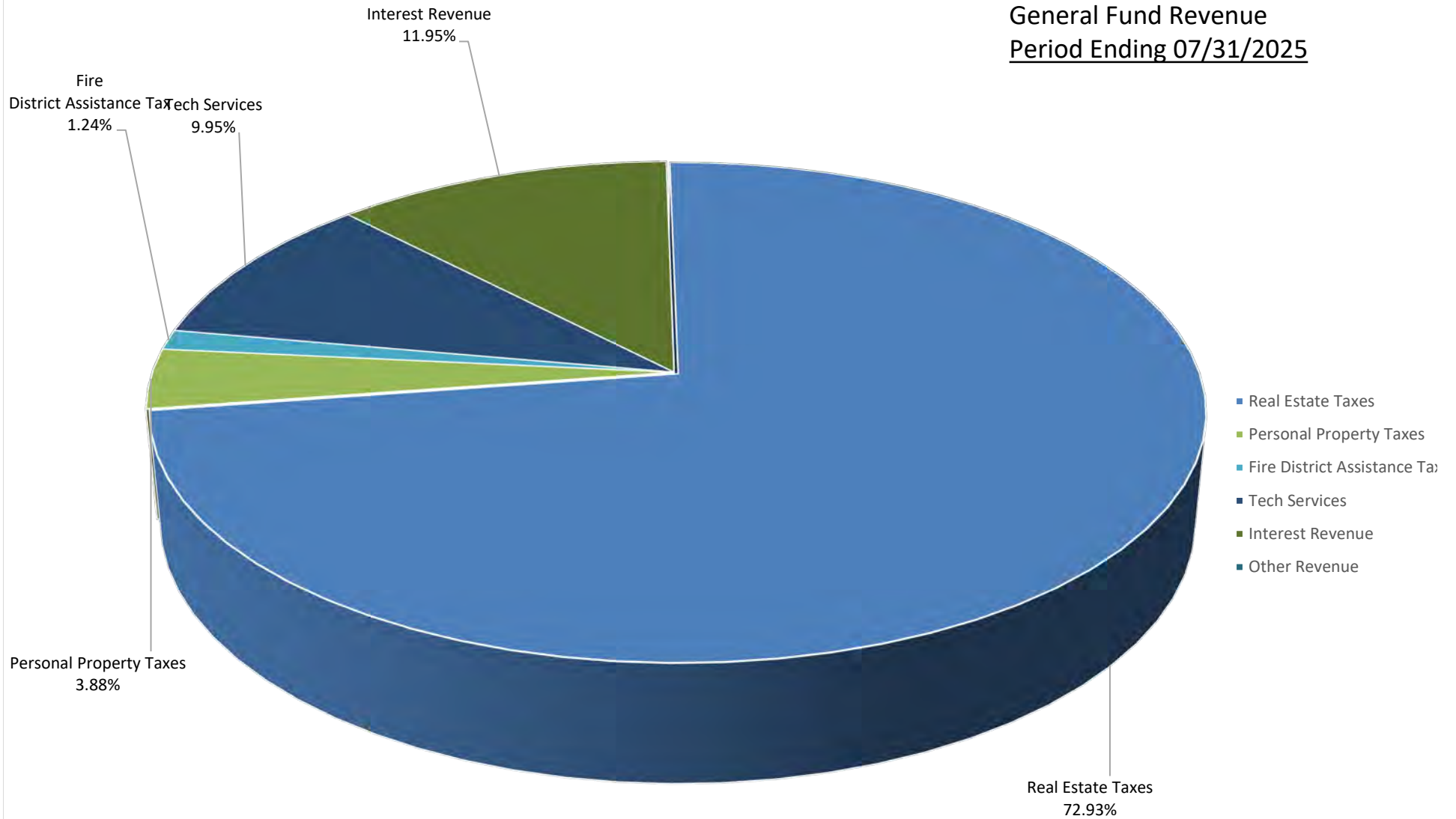
2025 - 2026 Cash Flow by Month : JULY 2025

| | Actual | Projected | | | | | | | | | | |
|---|----------------|-----------|-----------|-----------|-----------|-----------|-----------|-----------|-----------|-----------|-----------|-----------|
| | July | Aug. | Sept. | Oct. | Nov. | Dec. | Jan. | Feb. | March | April | May | June |
| Revenues: | | | | | | | | | | | | |
| Property Taxes | 79,061 | 2,697,383 | 2,697,383 | 2,697,383 | 2,697,383 | 2,697,383 | 2,697,383 | 2,697,383 | 2,697,383 | 2,697,383 | 2,697,383 | 2,697,383 |
| FDAT | 1,324 | 33,333 | 33,333 | 33,333 | 33,333 | 33,333 | 33,333 | 33,333 | 33,333 | 33,333 | 33,333 | 33,333 |
| Fee for Service (Tech) | 10,248 | 4,639 | 4,639 | 4,639 | 4,639 | 4,639 | 4,639 | 4,639 | 4,639 | 4,639 | 4,639 | 4,639 |
| Interest Income | 12,298 | - | - | - | - | - | - | - | - | - | - | - |
| Misc. Non Levy | - | - | - | - | - | - | - | - | - | - | - | - |
| RevenueTotals: | 102,932 | 2,735,355 | 2,735,355 | 2,735,355 | 2,735,355 | 2,735,355 | 2,735,355 | 2,735,355 | 2,735,355 | 2,735,355 | 2,735,355 | 2,735,355 |
| Expenditures: | | | | | | | | | | | | |
| Audit/Accounting, Legal, Fire Board Expenses | 510 | 1,125 | 1,125 | 1,125 | 1,125 | 1,125 | 1,125 | 1,125 | 1,125 | 1,125 | 1,125 | 1,125 |
| Fire Authority Funding | 453,454 | 2,734,230 | 2,734,230 | 2,734,230 | 2,734,230 | 2,734,230 | 2,734,230 | 2,734,230 | 2,734,230 | 2,734,230 | 2,734,230 | 2,734,230 |
| Other Professional Services | - | - | - | - | - | - | - | - | - | - | - | - |
| Miscellaneous | 4 | - | - | - | - | - | - | - | - | - | - | - |
| ExpenditureTotals: | 453,968 | 2,735,355 | 2,735,355 | 2,735,355 | 2,735,355 | 2,735,355 | 2,735,355 | 2,735,355 | 2,735,355 | 2,735,355 | 2,735,355 | 2,735,355 |
| Monthly Net Cash | (351,036) | - | - | - | - | - | - | - | - | - | - | - |
| Cumulative Net Cash | (331,036) | (331,036) | (331,036) | (331,036) | (331,036) | (331,036) | (331,036) | (331,036) | (331,036) | (331,036) | (331,036) | (331,036) |
| Carryover | 20,000 | 20,000 | 20,000 | 20,000 | 20,000 | 20,000 | 20,000 | 20,000 | 20,000 | 20,000 | 20,000 | 20,000 |
| | - | - | - | - | - | - | - | - | - | - | - | - |

**CENTRAL YAVAPAI FIRE DISTRICT
REVENUE GRAPH DATA**

| | | YTD | |
|------------------------------|-------------------|----------------------|---------------|
| | Revenue | Budget | % |
| Real Estate Taxes | \$ 75,063 | \$ 32,368,593 | 72.93 |
| Personal Property Taxes | \$ 3,998 | \$ - | 3.88 |
| Fire District Assistance Tax | \$ 1,324 | \$ 400,000 | 1.29 |
| Tech Services | \$ 10,248 | \$ 55,668 | 9.95 |
| Interest Revenue | \$ 12,298 | \$ - | 11.95 |
| Other Revenue | \$ - | \$ - | 0.00 |
| TOTALS: | \$ 102,932 | \$ 32,824,261 | 100.00 |

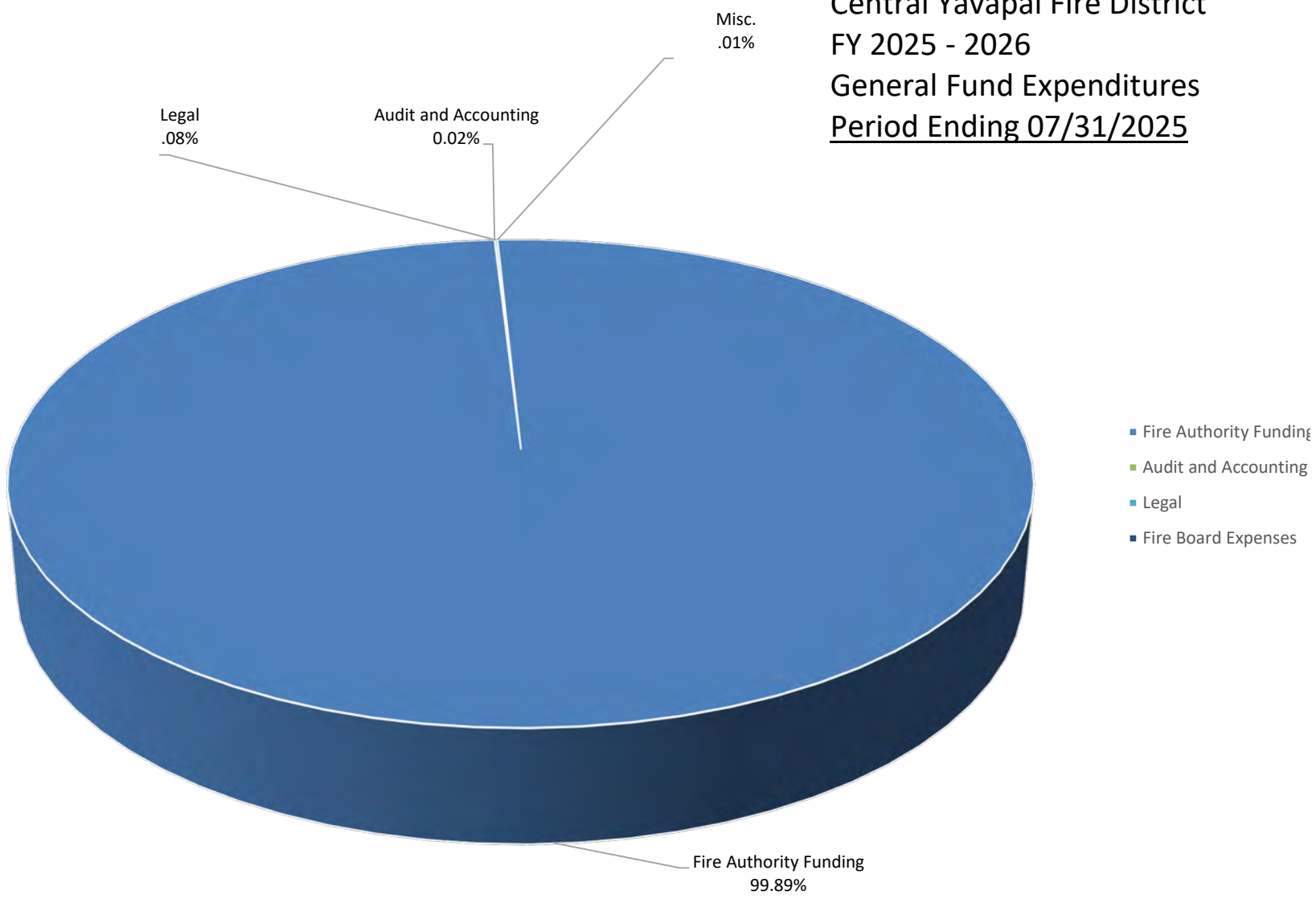
Central Yavapai Fire District
FY 2025 - 2026
General Fund Revenue
Period Ending 07/31/2025



**CENTRAL YAVAPAI FIRE DISTRICT GENERAL FUND
EXPENSE GRAPH DATA**

| | | YTD | |
|------------------------|-------------------|----------------------|---------------|
| Expense | | Budget | % |
| Fire Authority Funding | \$ 453,454 | \$ 32,810,761 | 99.89 |
| Audit and Accounting | \$ 111 | \$ 7,500 | 0.02 |
| Legal | \$ 399 | \$ 5,000 | 0.08 |
| Fire Board Expenses | \$ - | \$ 1,000 | 0.00 |
| Misc. | \$ 4 | \$ - | 0.01 |
| TOTAL: | \$ 453,968 | \$ 32,824,261 | 100.00 |

Central Yavapai Fire District
FY 2025 - 2026
General Fund Expenditures
Period Ending 07/31/2025



CENTRAL YAVAPAI FIRE DISTRICT
GENERAL FUND - JULY 2025

| | | |
|-------------------------|----|------------|
| Real Estate Taxes: | \$ | 75,063.18 |
| UPP Taxes: | \$ | 3,997.93 |
| FDAT: | \$ | 1,324.43 |
| Interest Received: | \$ | 12,298.13 |
| Fire District Deposits: | \$ | 13,927.68 |
| Other: | \$ | - |
| <hr/> | | |
| TOTAL: | \$ | 106,611.35 |
| <hr/> | | |

| | | |
|--|----|------------|
| Transferred to CAFMA: Fire Authority Funding | \$ | 453,454.29 |
|--|----|------------|



Yavapai County Treasurer

Monthly Statement

Date Range: 7/1/2025 to 7/31/2025

Central Yavapai Fire Dist - General Fund
Fund: 6060040000
8603 E EASTRIDGE RD STE A
PRESCOTT VALLEY, AZ 86314

| 6060040000 | | Central Yavapai Fire Dist GF | |
|----------------|--------------|------------------------------|---------------------------|
| Begin Balance: | 771,334.09✓ | 771,334.09 | |
| Income: | 106,611.35✓ | 106,611.35 | |
| LOC Advance: | .00 | .00 | |
| Expense: | (453,458.26) | (453,458.26) | LOC: .00 |
| LOC Payments: | .00 | .00 | Warrants Outstanding: .00 |
| Cash Balance: | 424,487.18 | 424,487.18 | End: 424,487.18 |

Monthly Statement Summary

| Source Code | Description | | MTDAmount | YTDAmount |
|---|-------------------------------------|--------------------|--------------|--------------|
| 6060040000 Central Yavapai Fire Dist GF | | Beginning Balance: | 771,334.09 | 771,334.09 |
| 11100.2023 | 2023 Real Estate Taxes | 75,063.18 | (5,128.45) | (5,128.45) |
| 11100.2024 | 2024 Real Estate Taxes | | 80,191.63 | 80,191.63 |
| 12100.2023 | 2023 Personal Property Taxes | 3,997.93 | 151.20 | 151.20 |
| 12100.2024 | 2024 Personal Property Taxes | | 3,846.73 | 3,846.73 |
| 37122.0 | Fire District Deposit | 13,927.68 | 13,927.68 | 13,927.68 |
| 37150.0 | FDAT Distributions | 1,324.43 | 1,324.43 | 1,324.43 |
| 38109.0 | Interest on Investments St Treas | | 8,045.52 | 8,045.52 |
| 38111.0 | Interest on Investments | 12,298.13 | 404.40 | 404.40 |
| 38113.0 | Interest on Investments-Wells Fargo | | 3,848.21 | 3,848.21 |
| 90002.0 | Interest Pd on Tax Roll Corrections | (3.97) | (3.97) | (3.97) |
| 91702.0 | Transfer out | | (453,454.29) | (453,454.29) |
| | | Ending Balance: | 424,487.18 | 424,487.18 |

Monthly Statement Detail

| Date | Notes | Doc # | Amount | C/D |
|---|------------------|-------|-------------------------------|-----|
| 6060040000 Central Yavapai Fire Dist GF | | | Beginning Balance: 771,334.09 | |
| 11100.2023 2023 Real Estate Taxes | | | Source Code Total: (5,128.45) | |
| 07/09 | Tax Distribution | 0 | (175.06) | C |
| 07/10 | Tax Distribution | 0 | (336.42) | C |
| 07/14 | Tax Distribution | 0 | (408.22) | C |
| 07/15 | Tax Distribution | 0 | (615.54) | C |
| 07/16 | Tax Distribution | 0 | (787.17) | C |
| 07/17 | Tax Distribution | 0 | (341.55) | C |
| 07/17 | Tax Distribution | 0 | (631.35) | C |
| 07/18 | Tax Distribution | 0 | (234.73) | C |
| 07/21 | Tax Distribution | 0 | (340.87) | C |
| 07/22 | Tax Distribution | 0 | (545.08) | C |
| 07/23 | Tax Distribution | 0 | (506.82) | C |



Yavapai County Treasurer

Monthly Statement

Date Range: 7/1/2025 to 7/31/2025

| | | | | |
|-----------------------------------|------------------|---|------------------------------|---|
| 07/24 | Tax Distribution | 0 | (205.64) | C |
| 11100.2024 2024 Real Estate Taxes | | | Source Code Total: 80,191.63 | |
| 07/01 | Tax Distribution | 0 | 59.09 | C |
| 07/01 | Tax Distribution | 0 | 5,519.26 | C |
| 07/01 | Tax Distribution | 0 | 1,829.92 | C |
| 07/02 | Tax Distribution | 0 | 3,997.63 | C |
| 07/02 | Tax Distribution | 0 | 829.35 | C |
| 07/02 | Tax Distribution | 0 | 628.17 | C |
| 07/02 | Tax Distribution | 0 | 1,699.82 | C |
| 07/03 | Tax Distribution | 0 | 668.23 | C |
| 07/03 | Tax Distribution | 0 | 62.56 | C |
| 07/07 | Tax Distribution | 0 | 2,628.21 | C |
| 07/07 | Tax Distribution | 0 | 16,437.52 | C |
| 07/07 | Tax Distribution | 0 | 855.84 | C |
| 07/08 | Tax Distribution | 0 | 1,833.91 | C |
| 07/08 | Tax Distribution | 0 | 4,087.44 | C |
| 07/08 | Tax Distribution | 0 | 614.50 | C |
| 07/09 | Tax Distribution | 0 | 403.40 | C |
| 07/09 | Tax Distribution | 0 | 1,965.80 | C |
| 07/09 | Tax Distribution | 0 | 840.82 | C |
| 07/10 | Tax Distribution | 0 | 722.43 | C |
| 07/10 | Tax Distribution | 0 | 1,576.43 | C |
| 07/10 | Tax Distribution | 0 | 947.91 | C |
| 07/10 | Tax Distribution | 0 | 161.38 | C |
| 07/11 | Tax Distribution | 0 | 2,846.88 | C |
| 07/11 | Tax Distribution | 0 | 337.28 | C |
| 07/14 | Tax Distribution | 0 | 1,523.27 | C |
| 07/14 | Tax Distribution | 0 | (445.88) | C |
| 07/14 | Tax Distribution | 0 | 5,110.53 | C |
| 07/14 | Tax Distribution | 0 | 1,391.60 | C |
| 07/14 | Tax Distribution | 0 | 287.77 | C |
| 07/14 | Tax Distribution | 0 | 551.73 | C |
| 07/15 | Tax Distribution | 0 | (703.21) | C |
| 07/15 | Tax Distribution | 0 | 243.95 | C |
| 07/16 | Tax Distribution | 0 | (863.66) | C |
| 07/16 | Tax Distribution | 0 | 1,165.44 | C |
| 07/16 | Tax Distribution | 0 | 63.64 | C |
| 07/16 | Tax Distribution | 0 | 476.66 | C |
| 07/17 | Tax Distribution | 0 | (393.09) | C |
| 07/17 | Tax Distribution | 0 | (431.17) | C |
| 07/17 | Tax Distribution | 0 | 1,039.54 | C |
| 07/17 | Tax Distribution | 0 | 246.02 | C |
| 07/18 | Tax Distribution | 0 | (272.91) | C |



Yavapai County Treasurer

Monthly Statement

Date Range: 7/1/2025 to 7/31/2025

| | | | | |
|---|------------------|---|-----------------------------|---|
| 07/18 | Tax Distribution | 0 | 1,140.00 | C |
| 07/18 | Tax Distribution | 0 | 738.30 | C |
| 07/21 | Tax Distribution | 0 | 370.72 | C |
| 07/21 | Tax Distribution | 0 | (865.81) | C |
| 07/21 | Tax Distribution | 0 | 3,457.27 | C |
| 07/21 | Tax Distribution | 0 | 88.01 | C |
| 07/22 | Tax Distribution | 0 | 545.10 | C |
| 07/22 | Tax Distribution | 0 | (649.30) | C |
| 07/22 | Tax Distribution | 0 | 166.21 | C |
| 07/22 | Tax Distribution | 0 | 113.83 | C |
| 07/23 | Tax Distribution | 0 | 167.93 | C |
| 07/23 | Tax Distribution | 0 | (612.70) | C |
| 07/23 | Tax Distribution | 0 | 636.15 | C |
| 07/23 | Tax Distribution | 0 | 1,583.00 | C |
| 07/23 | Tax Distribution | 0 | 1,812.87 | C |
| 07/24 | Tax Distribution | 0 | (257.83) | C |
| 07/24 | Tax Distribution | 0 | 800.36 | C |
| 07/24 | Tax Distribution | 0 | 76.56 | C |
| 07/25 | Tax Distribution | 0 | 10.05 | C |
| 07/25 | Tax Distribution | 0 | 362.04 | C |
| 07/25 | Tax Distribution | 0 | 508.84 | C |
| 07/28 | Tax Distribution | 0 | 734.85 | C |
| 07/28 | Tax Distribution | 0 | 3,416.08 | C |
| 07/29 | Tax Distribution | 0 | (432.48) | C |
| 07/29 | Tax Distribution | 0 | 404.52 | C |
| 07/29 | Tax Distribution | 0 | 145.04 | C |
| 07/29 | Tax Distribution | 0 | 2,756.45 | C |
| 07/30 | Tax Distribution | 0 | 402.40 | C |
| 07/30 | Tax Distribution | 0 | 346.76 | C |
| 07/31 | Tax Distribution | 0 | 1,111.12 | C |
| 07/31 | Tax Distribution | 0 | 571.28 | C |
| 12100.2023 2023 Personal Property Taxes | | | Source Code Total: 151.20 | |
| 07/03 | Tax Distribution | 0 | 62.66 | C |
| 07/22 | Tax Distribution | 0 | 88.24 | C |
| 07/28 | Tax Distribution | 0 | .30 | C |
| 12100.2024 2024 Personal Property Taxes | | | Source Code Total: 3,846.73 | |
| 07/01 | Tax Distribution | 0 | 215.97 | C |
| 07/01 | Tax Distribution | 0 | 82.45 | C |
| 07/01 | Tax Distribution | 0 | 72.44 | C |
| 07/03 | Tax Distribution | 0 | 68.88 | C |
| 07/07 | Tax Distribution | 0 | 172.01 | C |
| 07/07 | Tax Distribution | 0 | 1,660.41 | C |
| 07/07 | Tax Distribution | 0 | 177.83 | C |



Yavapai County Treasurer

Monthly Statement

Date Range: 7/1/2025 to 7/31/2025

| | | | | |
|--|---|---|------------------------------|---|
| 07/09 | Tax Distribution | 0 | 73.98 | C |
| 07/14 | Tax Distribution | 0 | 70.55 | C |
| 07/14 | Tax Distribution | 0 | 12.23 | C |
| 07/15 | Tax Distribution | 0 | 18.45 | C |
| 07/16 | Tax Distribution | 0 | 21.56 | C |
| 07/16 | Tax Distribution | 0 | 292.37 | C |
| 07/21 | Tax Distribution | 0 | 56.25 | C |
| 07/23 | Tax Distribution | 0 | 36.23 | C |
| 07/23 | Tax Distribution | 0 | 26.94 | C |
| 07/24 | Tax Distribution | 0 | 141.28 | C |
| 07/28 | Tax Distribution | 0 | .31 | C |
| 07/28 | Tax Distribution | 0 | 23.37 | C |
| 07/28 | Tax Distribution | 0 | 440.37 | C |
| 07/31 | Tax Distribution | 0 | 182.14 | C |
| 07/31 | Tax Distribution | 0 | .71 | C |
| 37122.0 Fire District Deposit | | | Source Code Total: 13,927.68 | |
| 07/02 | CENTRAL YAVAPAI FIRE DISTRICT AT&T MT FRANCIS | 0 | 5,124.13 | C |
| 07/31 | CENTRAL YAV FIRE DIST-ATT MT FRANCIS | 0 | 8,803.55 | C |
| 37150.0 FDAT Distributions | | | Source Code Total: 1,324.43 | |
| 07/01 | Fire Dist Assistance Tax 0.130598 | 0 | 124.16 | C |
| 07/02 | Fire Dist Assistance Tax 0.130598 | 0 | 76.08 | C |
| 07/03 | Fire Dist Assistance Tax 0.130598 | 0 | 26.59 | C |
| 07/07 | Fire Dist Assistance Tax 0.130598 | 0 | 322.36 | C |
| 07/08 | Fire Dist Assistance Tax 0.130598 | 0 | 90.20 | C |
| 07/09 | Fire Dist Assistance Tax 0.130598 | 0 | 50.54 | C |
| 07/10 | Fire Dist Assistance Tax 0.130598 | 0 | 36.97 | C |
| 07/11 | Fire Dist Assistance Tax 0.130598 | 0 | 26.68 | C |
| 07/14 | Fire Dist Assistance Tax 0.130598 | 0 | 143.65 | C |
| 07/15 | Fire Dist Assistance Tax 0.130598 | 0 | 27.95 | C |
| 07/16 | Fire Dist Assistance Tax 0.130598 | 0 | 36.12 | C |
| 07/17 | Fire Dist Assistance Tax 0.130598 | 0 | 45.07 | C |
| 07/18 | Fire Dist Assistance Tax 0.130598 | 0 | 11.00 | C |
| 07/21 | Fire Dist Assistance Tax 0.130598 | 0 | 61.04 | C |
| 07/22 | Fire Dist Assistance Tax 0.130598 | 0 | 48.64 | C |
| 07/23 | Fire Dist Assistance Tax 0.130598 | 0 | 30.96 | C |
| 07/25 | Fire Dist Assistance Tax 0.130598 | 0 | 1.67 | C |
| 07/28 | Fire Dist Assistance Tax 0.130598 | 0 | 84.58 | C |
| 07/29 | Fire Dist Assistance Tax 0.130598 | 0 | 48.24 | C |
| 07/30 | Fire Dist Assistance Tax 0.130598 | 0 | 12.70 | C |
| 07/31 | Fire Dist Assistance Tax 0.130598 | 0 | 19.23 | C |
| 38109.0 Interest on Investments St Treas | | | Source Code Total: 8,045.52 | |
| 07/09 | Investment Interest | 0 | 8,045.52 | C |



Yavapai County Treasurer

Monthly Statement

Date Range: 7/1/2025 to 7/31/2025

| | | | | |
|---|--|-------|-----------------------------------|---|
| 38111.0 Interest on Investments | | | Source Code Total: 404.40 | |
| 07/01 | Investment Interest | 0 | 321.65 | C |
| 07/09 | Investment Interest | 0 | 82.75 | C |
| 38113.0 Interest on Investments-Wells Fargo | | | Source Code Total: 3,848.21 | |
| 07/09 | Investment Interest | 0 | 3,848.21 | C |
| 90002.0 Interest Pd on Tax Roll Corrections | | | Source Code Total: (3.97) | |
| 07/14 | 92486 402-10-054A8 2024 Adjustment/Corr Refund | 92486 | (1.02) | D |
| 07/14 | 92498 402-06-002K3 2024 Adjustment/Corr Refund | 92498 | (.59) | D |
| 07/17 | 92625 402-08-060J8 2023 Adjustment/Corr Refund | 92625 | (.89) | D |
| 07/17 | 92625 402-08-060J8 2023 Adjustment/Corr Refund | 92625 | (.65) | D |
| 07/17 | 92625 402-08-060J8 2024 Adjustment/Corr Refund | 92625 | (.37) | D |
| 07/17 | 92625 402-08-060J8 2024 Adjustment/Corr Refund | 92625 | (.11) | D |
| 07/21 | 92671 402-07-09500 2024 Adjustment/Corr Refund | 92671 | (.34) | D |
| 91702.0 Transfer out | | | Source Code Total: (453,454.29) | |
| 07/14 | TRANSFERS PER KR EMAIL 7-14-2025 | 0 | (453,454.29) | D |
| 6060040000 Central Yavapai Fire Dist GF | | | Ending Balance: 424,487.18 | |

Warrant Detail

| Payee Name | Warrant | Amount | Issue Dt | Status Dt | Voucher |
|---|------------|------------------------|----------|-----------|---------|
| 6060040000 Central Yavapai Fire Dist GF | | Account Total: 111.04 | | | |
| Fund: 0600 | | Fund Total: 111.04 | | | |
| Status: STOP | | Status Total: 111.04 ✓ | | | |
| STOP PAYMENT | 0706001098 | 111.04 | 07/21/25 | 07/24/25 | |
| | | Count | Amount | | |
| Total STOP: | | 1 | 111.04 | | |

Karen Mauldin


From: Anne Wenzel <Anne.Wenzel@yavapaiaz.gov>
Sent: Thursday, July 24, 2025 11:01 AM
To: Karen Mauldin; web.treastrans
Subject: RE: Stop Payment Request For Central Yavapai Fire District

Caution: This e-mail is from an external sender. Please use caution when clicking links or opening attachments. When in doubt, please click the **Phish Alert** button.

This stop payment has been placed with the bank. Thanks - Anne

Anne Wenzel
Fiscal Accounting Specialist
Yavapai County Treasurer's Office
1015 Fair St., Prescott Arizona 86305
Direct 928-442-5167
Office 928-771-3233



YavapaiAZ.GOV | Follow us on 

From: Karen Mauldin <kmauldin@cazfire.gov>
Sent: Wednesday, July 23, 2025 4:58 PM
To: web.treastrans <web.treastrans@yavapaiaz.gov>
Subject: Stop Payment Request For Central Yavapai Fire District

Good Afternoon,

At your convenience, could you please place a stop payment on Check No. 706001098 in the amount of \$111.04 paid out of Central Yavapai Fire District General Fund Account 6-060040-000-37122 dated July 21, 2025. The check was mailed Tuesday, July 22, 2025 and was mailed to the incorrect address.

Thank you and I apologize for the inconvenience!

Karen Mauldin – Finance Manager
Central Arizona Fire and Medical Authority
Phone: (928) 772-7711, Ext. #3028, Confidential Fax: (928) 583-6503
Office Hours: Monday - Thursday: 7:00 am to 5:00 pm
kmauldin@cazfire.gov

CENTRAL YAVAPAI FIRE DISTRICT
Bank Reconciliation Summary
For the Bank Statement ending: 7/31/2025

| BANK CONTROL ID: CYFD - GENERAL FUND | | DESC: GENERAL FUND | ACCOUNT NO: 1100 |
|--------------------------------------|----------|--------------------|---------------------|
| Beginning Balance: | 07/01/25 | | \$771,334.09 |
| Deposits and Credits: | | | \$106,611.35 |
| Checks and Charges: | | | (\$453,458.26) |
| Adjustments: | | | \$0.00 |
| Ending Balance Per Reconciliation: | | | <u>\$424,487.18</u> |
| Ending Balance Per Bank Statement: | 07/31/25 | | \$424,487.18 |
| * Outstanding Deposits and Credits: | 07/31/25 | | \$0.00 |
| * Outstanding Checks and Charges: | 07/31/25 | | (\$510.04) |
| Ending Book Balance: | 07/31/25 | | <u>\$423,977.14</u> |

* Outstanding amounts are all outstanding credits and charges dated prior or equal to the Reconciliation date.

CENTRAL YAVAPAI FIRE DISTRICT
BR Checks and Charges Cleared
For the Bank Statement ending: 7/31/25

| CYFD | | General Fund | | | 1100 |
|-----------------------------------|-------------------|--------------------------------|--------|---------|--------------|
| Date | Document | Description | Module | Company | Amount |
| 07/21/25 | 706001098 | United States Treasury | AP | CYFD | \$111.04 |
| 07/21/25 | 706001098 | United States Treasury | AP | CYFD | (\$111.04) |
| 07/31/25 | Cash With Yav Cty | Fire Authority Funding | GL | CYFD | \$453,454.29 |
| 07/31/25 | Cash With Yav Cty | July 2025 Tax Roll Corrections | GL | CYFD | \$3.97 |
| TOTAL CHECKS AND CHARGES CLEARED: | | | | | \$453,458.26 |

CENTRAL YAVAPAI FIRE DISTRICT
BR Checks and Charges Outstanding
For the Bank Statement ending: 7/31/25

| CYFD | | General Fund | | | 1100 |
|---------------------------------------|-----------|-------------------------------|--------|---------|----------|
| Date | Document | Description | Module | Company | Amount |
| 07/21/25 | 706001097 | Law Off. of Nicolas Cornelius | AP | CYFD | \$399.00 |
| 07/24/25 | 706001099 | United States Treasury | AP | CYFD | \$111.04 |
| TOTAL CHECKS AND CHARGES OUTSTANDING: | | | | | \$510.04 |

CENTRAL YAVAPAI FIRE DISTRICT
BR Deposits and Credits Cleared
For the Bank Statement ending: 7/31/25

| CYFD | | General Fund | | | 1100 |
|-------------------------------------|-------------------|--------------------------------|--------|---------|--------------|
| Date | Document | Description | Module | Company | Amount |
| 07/07/25 | 5180 | Deposit | AR | CYFD | \$5,124.13 |
| 07/31/25 | 5181 | Deposit | AR | CYFD | \$3,679.42 |
| 07/31/25 | 5182 | Deposit | AR | CYFD | \$5,124.13 |
| 07/31/25 | Cash With Yav Cty | July 2025 Tax and Interest Rev | GL | CYFD | \$92,683.67 |
| TOTAL DEPOSITS AND CREDITS CLEARED: | | | | | \$106,611.35 |

CENTRAL YAVAPAI FIRE DISTRICT
BR Deposits and Credits Outstanding
For the Bank Statement ending:

| Date | Document | Description | Module | Company | Amount |
|------|----------|-------------|--------|---------|--------|
|------|----------|-------------|--------|---------|--------|

TOTAL DEPOSITS AND CREDITS OUTSTANDING:

CENTRAL YAVAPAI FIRE DISTRICT
Bank Reconciliation Register

| Document Number | Date | BR Status | Void? | Description | Date Cleared | Amount |
|-----------------|------|-----------|-------|-------------|--------------|--------|
|-----------------|------|-----------|-------|-------------|--------------|--------|

MODULE: CHECKS FROM ACCOUNTS PAYABLE

| | | | | | | |
|--------------------------------------|----------|-----------|-----|-------------------------------|----------|------------|
| BANK CONTROL ID: CYFD - GENERAL FUND | | | | | | |
| 706001097 | 07/21/25 | Retrieved | No | Law Off. of Nicolas Cornelius | | \$399.00 |
| 706001098 | 07/21/25 | Marked | No | United States Treasury | 08/11/25 | \$111.04 |
| 706001098 | 07/21/25 | Marked | Yes | United States Treasury | 08/11/25 | (\$111.04) |
| 706001099 | 07/24/25 | Retrieved | No | United States Treasury | | \$111.04 |
| SUB TOTAL FOR BANK: | | | | | | \$510.04 |
| TOTAL FOR MODULE: | | | | | | \$510.04 |

MODULE: DEPOSITS FROM ACCOUNTS RECEIVABLE

| | | | | | | |
|--------------------------------------|----------|--------|----|---------|----------|-------------|
| BANK CONTROL ID: CYFD - GENERAL FUND | | | | | | |
| 5180 | 07/07/25 | Marked | No | Deposit | 08/11/25 | \$5,124.13 |
| 5181 | 07/31/25 | Marked | No | Deposit | 08/11/25 | \$3,679.42 |
| 5182 | 07/31/25 | Marked | No | Deposit | 08/11/25 | \$5,124.13 |
| SUB TOTAL FOR BANK: | | | | | | \$13,927.68 |
| TOTAL FOR MODULE: | | | | | | \$13,927.68 |

MODULE: JOURNAL ENTRIES FROM GENERAL LEDGER

| | | | | | | |
|--------------------------------------|----------|--------|----|--------------------------------|----------|--------------|
| BANK CONTROL ID: CYFD - GENERAL FUND | | | | | | |
| Cash With Yav Cty | 07/31/25 | Marked | No | Fire Authority Funding | 08/11/25 | \$453,454.29 |
| Cash With Yav Cty | 07/31/25 | Marked | No | July 2025 Tax and Interest Rev | 08/11/25 | \$92,683.67 |
| Cash With Yav Cty | 07/31/25 | Marked | No | July 2025 Tax Roll Corrections | 08/11/25 | \$3.97 |
| SUB TOTAL FOR BANK: | | | | | | \$546,141.93 |
| TOTAL FOR MODULE: | | | | | | \$546,141.93 |

CENTRAL YAVAPAI FIRE DISTRICT
BR Adjustments Report
For the Bank Statement ending:

| Date | Document | Description | GL Account | Offset Amt | Adj. Amt |
|------|----------|-------------|------------|------------|----------|
|------|----------|-------------|------------|------------|----------|

DOCUMENT:

ADJUSTMENT DOCUMENT " TOTAL:

TOTAL FOR ALL ADJUSTMENTS:

CENTRAL YAVAPAI FIRE DISTRICT
Income Statement
(Original Budget to Actual Comparison)
For the period of 7/1/2025 Through 7/31/2025

| | Account | Actual | Current Period Budget | Variance | % | Actual | Year To Date Budget | Variance | % |
|--------------------------------------|-----------|-----------------------|--------------------------|--------------------------|------------------|------------------------|------------------------|-------------------------|----------------|
| <u>Revenues</u> | | | | | | | | | |
| Real Estate Tax | 400000000 | \$75,063.18 | \$32,368,593.00 | \$(32,293,529.82) | (99.8)% | \$28,705,581.60 | \$32,368,593.00 | \$(3,663,011.40) | (11.3)% |
| Personal Property Tax | 410000000 | 3,997.93 | 0.00 | 3,997.93 | 0.0 | 451,030.16 | 0.00 | 451,030.16 | 0.0 |
| Fire District Assistance Tax | 420000000 | 1,324.43 | 400,000.00 | (398,675.57) | (99.7) | 399,351.21 | 400,000.00 | (648.79) | (0.2) |
| Cell Tower Lease Revenue | 477500000 | 10,248.26 | 55,668.00 | (45,419.74) | (81.6) | 75,417.24 | 55,668.00 | 19,749.24 | 35.5 |
| Interest Income-General Fund | 490000000 | 12,298.13 | 0.00 | 12,298.13 | 0.0 | 123,013.19 | 0.00 | 123,013.19 | 0.0 |
| Net Revenues | | \$102,931.93 | \$32,824,261.00 | \$(32,721,329.07) | (99.7)% | \$29,754,393.40 | \$32,824,261.00 | \$(3,069,867.60) | (9.4)% |
| <u>Personnel Expenses</u> | | | | | | | | | |
| Fire Authority Funding | 670010000 | \$453,454.29 | \$32,810,761.00 | \$32,357,306.71 | 98.6% | \$29,717,870.98 | \$32,810,761.00 | \$3,092,890.02 | 9.4% |
| Total Personnel Expenses | | \$453,454.29 | \$32,810,761.00 | \$32,357,306.71 | 98.6 % | \$29,717,870.98 | \$32,810,761.00 | \$3,092,890.02 | 9.4 % |
| <u>Service Expenses</u> | | | | | | | | | |
| Audit & Accounting | 640010000 | \$111.04 | \$7,500.00 | \$7,388.96 | 98.5% | \$9,111.04 | \$7,500.00 | \$(1,611.04) | (21.5)% |
| Legal Services - Routine | 641010000 | 399.00 | 5,000.00 | 4,601.00 | 92.0 | 1,396.50 | 5,000.00 | 3,603.50 | 72.1 |
| Fire Board Expenses | 644110000 | 0.00 | 1,000.00 | 1,000.00 | 100.0 | 114.47 | 1,000.00 | 885.53 | 88.6 |
| Misc/Admin | 661010000 | 3.97 | 0.00 | (3.97) | 0.0 | 124.02 | 0.00 | (124.02) | 0.0 |
| Total Service Expenses | | \$514.01 | \$13,500.00 | \$12,985.99 | 96.2 % | \$10,746.03 | \$13,500.00 | \$2,753.97 | 20.4 % |
| Total Expenses | | \$453,968.30 | \$32,824,261.00 | \$32,370,292.70 | 98.6% | \$29,728,617.01 | \$32,824,261.00 | \$3,095,643.99 | 9.4% |
| Income (Loss) from Operations | | \$(351,036.37) | \$0.00 | \$(351,036.37) | 0.0% | \$25,776.39 | \$0.00 | \$25,776.39 | 0.0% |
| <u>Contingency</u> | | | | | | | | | |
| Funded Contingency/Admin | 780010000 | \$0.00 | \$(20,000.00) | \$20,000.00 | 100.0% | \$0.00 | \$(20,000.00) | \$20,000.00 | 100.0% |
| Total Contingency | | \$0.00 | \$(20,000.00) | \$20,000.00 | 100.0 % | \$0.00 | \$(20,000.00) | \$20,000.00 | 100.0 % |
| Net Income (Loss) | | \$(351,036.37) | \$(20,000.00) | \$(331,036.37) | (1655.2)% | \$25,776.39 | \$(20,000.00) | \$45,776.39 | 228.9% |

8/11/25
2:24:05 PM

CENTRAL YAVAPAI FIRE DISTRICT

Balance Sheet

As of 7/31/2025

Assets

Current Assets

| | | |
|--------------------------|---------------|-----------------|
| Cash with Yavapai County | \$423,977.14 | |
| Investment In CAFMA | 22,574,925.00 | |
| Taxes Receivable | 280,678.71 | |
| Misc. Receivables | 539.02 | |
| Total Current Assets | | \$23,280,119.87 |

Total Assets

\$23,280,119.87

Liabilities and Net Assets

Current Liabilities

| | | |
|---------------------------|------------|------------|
| Accounts Payable | \$2,048.00 | |
| Total Current Liabilities | | \$2,048.00 |

Total Liabilities

\$2,048.00

Net Assets

| | | |
|-------------------------|-----------------|---------------|
| Fund Balance | \$23,252,295.48 | |
| Current Year Net Assets | 25,776.39 | |
| Total Net Assets | | 23,278,071.87 |

Total Liabilities and Net Assets

\$23,280,119.87

CENTRAL YAVAPAI FIRE DISTRICT
GL Account Ledger - Detail By Period
7/1/2025 through 7/31/2025

| Batch | Journal | Entry # | Date | Job | Document | Description | Debits | Credits | Balance |
|----------------------------------|---------|---------|----------|-----|-------------------|---|--------------|--------------|--------------|
| 1100.0.0.000 | | | | | | CASH WITH YAVAPAI COUNTY | | | \$771,334.09 |
| 5143 | CR | 1490026 | 07/07/25 | | 3000411913 | AT&T MOBILITY, LLC - | 5,124.13 | - | 776,458.22 |
| 5146 | CD | 1490036 | 07/21/25 | | 706001097 | Law Off. of Nicolas Cornelius - Cash Disbursement CORNIC | - | 399.00 | 776,059.22 |
| 5146 | CD | 1490038 | 07/21/25 | | 706001098 | United States Treasury - Cash Disbursement IRS2 | - | 111.04 | 775,948.18 |
| 5147 | CD | 1490040 | 07/21/25 | | 706001098 | United States Treasury - Void Check IRS2 | 111.04 | - | 776,059.22 |
| 5147 | CD | 1490042 | 07/24/25 | | 706001099 | United States Treasury - Cash Disbursement UNSTTR | - | 111.04 | 775,948.18 |
| 5148 | CR | 1490044 | 07/31/25 | | 3000443256 | AT&T MOBILITY, LLC - | 3,679.42 | - | 779,627.60 |
| 5148 | CR | 1490046 | 07/31/25 | | 3000443256 | AT&T MOBILITY, LLC - | 5,124.13 | - | 784,751.73 |
| 5145 | A | 1490035 | 07/31/25 | | Cash With Yav Cty | Fire Authority Funding | - | 453,454.29 | 331,297.44 |
| 5149 | A | 1490049 | 07/31/25 | | Cash With Yav Cty | July 2025 Tax and Interest Revenue | 92,683.67 | - | 423,981.11 |
| 5150 | A | 1490055 | 07/31/25 | | Cash With Yav Cty | July 2025 Tax Roll Corrections | - | 3.97 | 423,977.14 |
| CASH WITH YAVAPAI COUNTY TOTALS: | | | | | | | \$106,722.39 | \$454,079.34 | \$423,977.14 |
| TOTAL OF LEDGER: | | | | | | | \$106,722.39 | \$454,079.34 | \$423,977.14 |

CENTRAL YAVAPAI FIRE DISTRICT
GL Trial Balance Worksheet
For The Period of 7/1/2025 through 7/31/2025

| Account | Description | Balances | | | | Adjustments |
|--------------|--------------------------|--------------|--------------|--------------|--------------|-------------|
| | | Beginning | Debits | Credits | Ending | |
| 1100.0.0.000 | Cash with Yavapai County | \$771,334.09 | \$106,722.39 | \$454,079.34 | \$423,977.14 | |
| TOTALS: | | \$771,334.09 | \$106,722.39 | \$454,079.34 | \$423,977.14 | |

* Inactive accounts are marked and appear in grey.

Document Reference : c1c04670-b60e-4a7d-ba35-3a4a73352900

Document Title : July 2025 CYFD GF Bank Reconciliation

Document Region : Northern Virginia

Sender Name : Katie Reeves

Sender Email : kreeves@cazfire.gov

Total Document Pages : 26

Secondary Security : Not Required

Participants

- 1. Katie Reeves (kreeves@cazfire.gov)
- 2. Cody Rose (crose@CAZfire.gov)
- 3. John Feddema (jfeddema@cazfire.gov)

CC

- 1. sdixson@cazfire.gov
- 2. dkrizo@cazfire.gov
- 3. kmauldin@cazfire.gov

Document History

| Timestamp | Description |
|-------------------------------|--|
| 08/11/2025 03:19PM US/Arizona | Sender downloaded document. |
| 08/11/2025 03:24PM US/Arizona | Document sent by Katie Reeves (kreeves@cazfire.gov). |
| 08/11/2025 03:24PM US/Arizona | Email sent to Katie Reeves (kreeves@cazfire.gov). |
| 08/11/2025 03:26PM US/Arizona | Document viewed by Katie Reeves (kreeves@cazfire.gov). 24.117.179.98 Mozilla/5.0 (Windows NT 10.0; Win64; x64) AppleWebKit/537.36 (KHTML, like Gecko) Chrome/139.0.0.0 Safari/537.36 |
| 08/11/2025 03:26PM US/Arizona | Katie Reeves (kreeves@cazfire.gov) has agreed to terms of service and to do business electronically with Katie Reeves (kreeves@cazfire.gov). 24.117.179.98 Mozilla/5.0 (Windows NT 10.0; Win64; x64) AppleWebKit/537.36 (KHTML, like Gecko) Chrome/139.0.0.0 Safari/537.36 |
| 08/11/2025 03:26PM US/Arizona | Signed by Katie Reeves (kreeves@cazfire.gov). 24.117.179.98 Mozilla/5.0 (Windows NT 10.0; Win64; x64) AppleWebKit/537.36 (KHTML, like Gecko) Chrome/139.0.0.0 Safari/537.36 |
| 08/11/2025 03:26PM US/Arizona | Email sent to Cody Rose (crose@CAZfire.gov). |
| 08/11/2025 07:31PM US/Arizona | Document viewed by Cody Rose (crose@CAZfire.gov). 174.211.160.192 Mozilla/5.0 (Windows NT 10.0; Win64; x64) AppleWebKit/537.36 (KHTML, like |

Document History

| Timestamp | Description |
|-------------------------------|---|
| | Gecko) Chrome/139.0.0.0 Safari/537.36 |
| 08/11/2025 07:32PM US/Arizona | Cody Rose (crose@CAZfire.gov) has agreed to terms of service and to do business electronically with Katie Reeves (kreeves@cazfire.gov). 174.211.160.192 Mozilla/5.0 (Windows NT 10.0; Win64; x64) AppleWebKit/537.36 (KHTML, like Gecko) Chrome/139.0.0.0 Safari/537.36 |
| 08/11/2025 07:32PM US/Arizona | Signed by Cody Rose (crose@CAZfire.gov). 174.211.160.192 Mozilla/5.0 (Windows NT 10.0; Win64; x64) AppleWebKit/537.36 (KHTML, like Gecko) Chrome/139.0.0.0 Safari/537.36 |
| 08/11/2025 07:32PM US/Arizona | Email sent to John Feddema (jfeddema@cazfire.gov). |
| 08/12/2025 01:07PM US/Arizona | Document viewed by John Feddema (jfeddema@cazfire.gov). 24.117.179.98 Mozilla/5.0 (Windows NT 10.0; Win64; x64) AppleWebKit/537.36 (KHTML, like Gecko) Chrome/139.0.0.0 Safari/537.36 |
| 08/12/2025 01:08PM US/Arizona | John Feddema (jfeddema@cazfire.gov) has agreed to terms of service and to do business electronically with Katie Reeves (kreeves@cazfire.gov). 24.117.179.98 Mozilla/5.0 (Windows NT 10.0; Win64; x64) AppleWebKit/537.36 (KHTML, like Gecko) Chrome/139.0.0.0 Safari/537.36 |
| 08/12/2025 01:08PM US/Arizona | Signed by John Feddema (jfeddema@cazfire.gov). 24.117.179.98 Mozilla/5.0 (Windows NT 10.0; Win64; x64) AppleWebKit/537.36 (KHTML, like Gecko) Chrome/139.0.0.0 Safari/537.36 |
| 08/12/2025 01:08PM US/Arizona | Document copy sent to kmauldin@cazfire.gov. |
| 08/12/2025 01:08PM US/Arizona | Document copy sent to dkrizo@cazfire.gov. |
| 08/12/2025 01:08PM US/Arizona | Document copy sent to Katie Reeves (kreeves@cazfire.gov). |
| 08/12/2025 01:08PM US/Arizona | Document copy sent to sdixson@cazfire.gov. |
| 08/12/2025 01:08PM US/Arizona | Document copy sent to John Feddema (jfeddema@cazfire.gov). |
| 08/12/2025 01:08PM US/Arizona | Document copy sent to Cody Rose (crose@CAZfire.gov). |
| 08/12/2025 01:08PM US/Arizona | Document copy sent to Katie Reeves (kreeves@cazfire.gov). |

CENTRAL YAVAPAI FIRE DISTRICT
GENERAL FUND BANK RECONCILIATION AUGUST 2025

Reconciliation:

| | |
|-------------------------|----------------------|
| Beginning Balance: | \$ 423,977.14 |
| Fire District Deposits: | \$ - |
| Tax Revenue: | \$ 37,622.95 |
| Interest Revenue: | \$ 2,545.60 |
| Fire Authority Funding: | \$ (106,611.35) |
| Checks and Charges: | \$ - |
| Tax Roll Corrections: | \$ - |
| Other: | \$ - |
| Ending Balance: | \$ 357,534.34 |

Difference Between Balances: \$ -

Deposits Per Bank Statement:

| | |
|-------------------------------|---------------------|
| Real Estate Taxes: | \$ 35,533.03 |
| Personal Property Taxes: | \$ 1,456.59 |
| Fire District Assistance Tax: | \$ 633.33 |
| Interest Income: | \$ 2,545.60 |
| Fire District Deposits: | \$ - |
| Other: | \$ - |
| Other: | \$ - |
| Other: | \$ - |
| Other: | \$ - |
| Ending Balance: | \$ 40,168.55 |

Bank Statement Balance:

| | |
|-----------------------|---------------|
| Balance Per Bank: | \$ 357,534.34 |
| Outstanding Checks: | \$ - |
| Outstanding Deposits: | \$ - |

Ending Balance: \$ 357,534.34

G/L Ending Balance: \$ 357,534.34

\$ 357,534.34

Bank Reconciliation Register:

| | |
|-------------------------------|---------------------|
| Checks From Accounts Payable: | \$0.00 |
| Fire Authority Funding: | \$ 106,611.35 |
| Tax Roll Corrections: | \$ - |
| Other: | \$ - |
| Total: | \$106,611.35 |

| | |
|------------------------------------|--------------|
| Deposits From Accounts Receivable: | \$ - |
| Tax and Interest Revenue: | \$ 40,168.55 |
| Other: | \$ - |

Ending Balance: \$ 40,168.55

Reconciliation Approved By:

John Feddema

John Feddema, Fire Chief

Reconciliation Reviewed By:

Cody Rose

Cody Rose, Assistant Chief of Administration

Reconciliation Prepared By:

Karen Mauldin

Karen Mauldin, Finance Manager

CENTRAL YAVAPAI FIRE DISTRICT GENERAL FUND

Tax Collection Data

| Total Levy Month | FY 19-20 \$17,960,663 Collected | FY 20-21 \$19,423,017 Collected | FY 21-22 \$21,044,253 Collected | FY 22-23 \$22,943,481 Collected | FY 23-24 \$25,704,360 Collected | FY 24-25 \$29,136,098 Collected | FY 25-26 \$32,368,593 Collected |
|------------------|---------------------------------------|---------------------------------------|---------------------------------------|---------------------------------------|---------------------------------------|---------------------------------------|---------------------------------------|
| July | \$53,398 | \$113,844 | \$91,719 | \$79,538 | \$50,936 | \$67,042 | \$79,061 |
| % | 0.297% | 0.586% | 0.436% | 0.347% | 0.198% | 0.230% | 0.244% |
| % To Date | 0.2973% | 0.5861% | 0.4358% | 0.3467% | 0.1982% | 0.2301% | 0.2443% |
| August | \$18,645 | \$21,440 | \$30,145 | \$22,797 | \$21,052 | \$20,800 | \$36,990 |
| % | 0.104% | 0.110% | 0.143% | 0.099% | 0.082% | 0.071% | 0.114% |
| % To Date | 0.4011% | 0.6965% | 0.5791% | 0.4460% | 0.2801% | 0.3015% | 0.3585% |
| September | \$151,569 | \$38,040 | \$272,297 | \$235,478 | \$306,903 | \$262,012 | \$0 |
| % | 0.844% | 0.196% | 1.294% | 1.026% | 1.194% | 0.899% | 0.000% |
| % To Date | 1.2450% | 0.8924% | 1.8730% | 1.4724% | 1.4740% | 1.2008% | 0.3585% |
| October | \$7,842,869 | \$7,733,468 | \$8,922,036 | \$9,527,769 | \$10,745,052 | \$12,448,460 | \$0 |
| % | 43.667% | 39.816% | 42.397% | 41.527% | 41.802% | 42.725% | 0.000% |
| % To Date | 44.9119% | 40.7084% | 44.2696% | 42.9995% | 43.2765% | 43.9260% | 0.3585% |
| November | \$1,675,932 | \$2,373,821 | \$2,237,664 | \$2,604,225 | \$2,665,941 | \$2,717,386 | \$0 |
| % | 9.331% | 12.222% | 10.633% | 11.351% | 10.372% | 9.327% | 0.000% |
| % To Date | 54.2431% | 52.9301% | 54.9027% | 54.3501% | 53.6480% | 53.2525% | 0.3585% |
| December | \$1,336,392 | \$1,753,590 | \$1,651,663 | \$1,891,266 | \$2,362,201 | \$2,897,764 | \$0 |
| % | 7.4407% | 9.0284% | 7.8485% | 8.2432% | 9.1899% | 9.9456% | 0.0000% |
| % To Date | 61.6837% | 61.9585% | 62.7512% | 62.5933% | 62.8379% | 63.1981% | 0.3585% |
| January | \$428,512 | \$450,460 | \$783,026 | \$821,982 | \$887,782 | \$784,131 | \$0 |
| % | 2.3858% | 2.3192% | 3.7209% | 3.5826% | 3.4538% | 2.6913% | 0.0000% |
| % To Date | 64.0696% | 64.2777% | 66.4721% | 66.1759% | 66.2917% | 65.8894% | 0.3585% |
| February | \$452,992 | \$306,355 | \$262,589 | \$295,840 | \$341,472 | \$357,628 | \$0 |
| % | 2.5221% | 1.5773% | 1.2478% | 1.2894% | 1.3285% | 1.2274% | 0.0000% |
| % To Date | 66.5917% | 65.8550% | 67.7199% | 67.4653% | 67.6202% | 67.1168% | 0.3585% |
| March | \$623,229 | \$520,420 | \$466,650 | \$593,298 | \$462,577 | \$498,288 | \$0 |
| % | 3.4700% | 2.6794% | 2.2175% | 2.5859% | 1.7996% | 1.7102% | 0.0000% |
| % To Date | 70.0617% | 68.5344% | 69.9373% | 70.0512% | 69.4198% | 68.8270% | 0.3585% |
| April | \$4,164,352 | \$4,734,267 | \$5,079,814 | \$5,852,444 | \$6,660,850 | \$3,368,559 | \$0 |
| % | 23.1860% | 24.3745% | 24.1387% | 25.5081% | 25.9133% | 11.5615% | 0.0000% |
| % To Date | 93.2476% | 92.9089% | 94.0761% | 95.5593% | 95.3331% | 80.3885% | 0.3585% |
| May | \$837,799 | \$840,183 | \$919,524 | \$837,336 | \$988,604 | \$5,045,864 | \$0 |
| % | 4.6646% | 4.3257% | 4.3695% | 3.6496% | 3.8461% | 17.3183% | 0.0000% |
| % To Date | 97.9123% | 97.2346% | 98.4455% | 99.2089% | 99.1792% | 97.7067% | 0.3585% |
| June | \$201,547 | \$325,848 | \$366,962 | \$205,401 | \$248,577 | \$416,780 | \$0 |
| % | 1.1222% | 1.6776% | 1.7438% | 0.8952% | 0.9671% | 1.4305% | 0.0000% |
| % To Date | 99.0344% | 98.9122% | 100.1893% | 100.1041% | 100.1462% | 99.1372% | 0.3585% |
| TOTALS | \$17,787,237 | \$19,211,735 | \$21,084,089 | \$22,967,372 | \$25,741,947 | \$28,884,714 | \$116,051 |
| Delinquency | 0.9656% | 1.0878% | -0.1893% | -0.1041% | -0.1462% | 0.8628% | 99.6415% |

CENTRAL YAVAPAI FIRE DISTRICT GENERAL FUND

FDAT Collection Data

| Total Levy Month | FY 19-20 \$366,547 Collected | FY 20-21 \$400,000 Collected | FY 21-22 \$400,000 Collected | FY 22-23 \$400,000 Collected | FY 23-24 \$400,000 Collected | FY 24-25 \$400,000 Collected | FY 25-26 \$400,000 Collected |
|---------------------|------------------------------------|------------------------------------|------------------------------------|------------------------------------|------------------------------------|------------------------------------|------------------------------------|
| July | \$1,475 | \$2,769 | \$1,871 | \$2,011 | \$1,145 | \$1,312 | \$1,324 |
| % | 0.403% | 0.692% | 0.468% | 0.503% | 0.286% | 0.328% | 0.331% |
| % To Date | 0.4025% | 0.6923% | 0.4677% | 0.5026% | 0.2863% | 0.3279% | 0.3311% |
| August | \$1,109 | \$662 | \$1,498 | \$575 | \$540 | \$429 | \$633 |
| % | 0.303% | 0.166% | 0.375% | 0.144% | 0.135% | 0.107% | 0.158% |
| % To Date | 0.7050% | 0.8579% | 0.8422% | 0.6465% | 0.4213% | 0.4352% | 0.4894% |
| September | \$7,941 | \$879 | \$4,669 | \$4,994 | \$4,589 | \$4,297 | \$0 |
| % | 2.166% | 0.220% | 1.167% | 1.249% | 1.147% | 1.074% | 0.000% |
| % To Date | 2.8713% | 1.0777% | 2.0095% | 1.8950% | 1.5686% | 1.5095% | 0.4894% |
| October | \$459,768 | \$160,480 | \$159,909 | \$157,752 | \$161,660 | \$170,801 | \$0 |
| % | 125.432% | 40.120% | 39.977% | 39.438% | 40.415% | 42.700% | 0.000% |
| % To Date | 128.3035% | 41.1979% | 41.9866% | 41.3329% | 41.9837% | 44.2097% | 0.4894% |
| November | \$128,454 | \$48,339 | \$52,249 | \$55,107 | \$49,601 | \$39,496 | \$0 |
| % | 35.0443% | 12.0848% | 13.0622% | 13.7768% | 12.4002% | 9.8741% | 0.0000% |
| % To Date | 163.3478% | 53.2826% | 55.0488% | 55.1097% | 54.3839% | 54.0838% | 0.4894% |
| December | (\$344,794) | \$39,219 | \$35,029 | \$35,365 | \$36,872 | \$41,460 | \$0 |
| % | -94.0656% | 9.8048% | 8.7572% | 8.8413% | 9.2179% | 10.3651% | 0.0000% |
| % To Date | 69.2822% | 63.0874% | 63.8060% | 63.9510% | 63.6017% | 64.4489% | 0.4894% |
| January | \$11,446 | \$12,625 | \$15,294 | \$14,833 | \$15,371 | \$11,113 | \$0 |
| % | 3.1227% | 3.1562% | 3.8235% | 3.7081% | 3.8428% | 2.7783% | 0.0000% |
| % To Date | 72.4049% | 66.2436% | 67.6294% | 67.6591% | 67.4445% | 67.2272% | 0.4894% |
| February | \$10,419 | \$6,657 | \$5,785 | \$5,943 | \$5,540 | \$5,229 | \$0 |
| % | 2.842% | 1.664% | 1.446% | 1.486% | 1.385% | 1.307% | 0.000% |
| % To Date | 75.2473% | 67.9079% | 69.0756% | 69.1450% | 68.8296% | 68.5345% | 0.4894% |
| March | \$13,361 | \$10,897 | \$8,259 | \$8,963 | \$7,439 | \$7,229 | \$0 |
| % | 3.6452% | 2.7242% | 2.0646% | 2.2407% | 1.8598% | 1.8073% | 0.0000% |
| % To Date | 78.8925% | 70.6320% | 71.1403% | 71.3856% | 70.6893% | 70.3418% | 0.4894% |
| April | \$85,315 | \$88,842 | \$89,498 | \$93,760 | \$96,410 | \$53,242 | \$0 |
| % | 23.2754% | 22.2104% | 22.3745% | 23.4400% | 24.1025% | 13.3105% | 0.0000% |
| % To Date | 102.1679% | 92.8424% | 93.5148% | 94.8256% | 94.7919% | 83.6522% | 0.4894% |
| May | \$21,832 | \$19,620 | \$19,623 | \$17,519 | \$17,680 | \$56,357 | \$0 |
| % | 5.9561% | 4.9050% | 4.9058% | 4.3797% | 4.4200% | 14.0893% | 0.0000% |
| % To Date | 108.1240% | 97.7475% | 98.4206% | 99.2052% | 99.2119% | 97.7416% | 0.4894% |
| June | \$4,474 | \$6,987 | \$6,978 | \$3,648 | \$3,730 | \$7,060 | \$0 |
| % | 1.2206% | 1.7468% | 1.7445% | 0.9121% | 0.9324% | 1.7651% | 0.0000% |
| % To Date | 109.3446% | 99.4943% | 100.1651% | 100.1173% | 100.1443% | 99.5067% | 0.4894% |
| TOTALS | \$400,799 | \$397,977 | \$400,660 | \$400,469 | \$400,577 | \$398,027 | \$1,958 |
| Delinquency | -9.3446% | 0.5057% | -0.1651% | -0.1173% | -0.1443% | 0.4933% | 99.5106% |
| | 100.0000% | 100.0000% | 100.0000% | 100.0000% | 100.0000% | 100.0000% | 100.0000% |



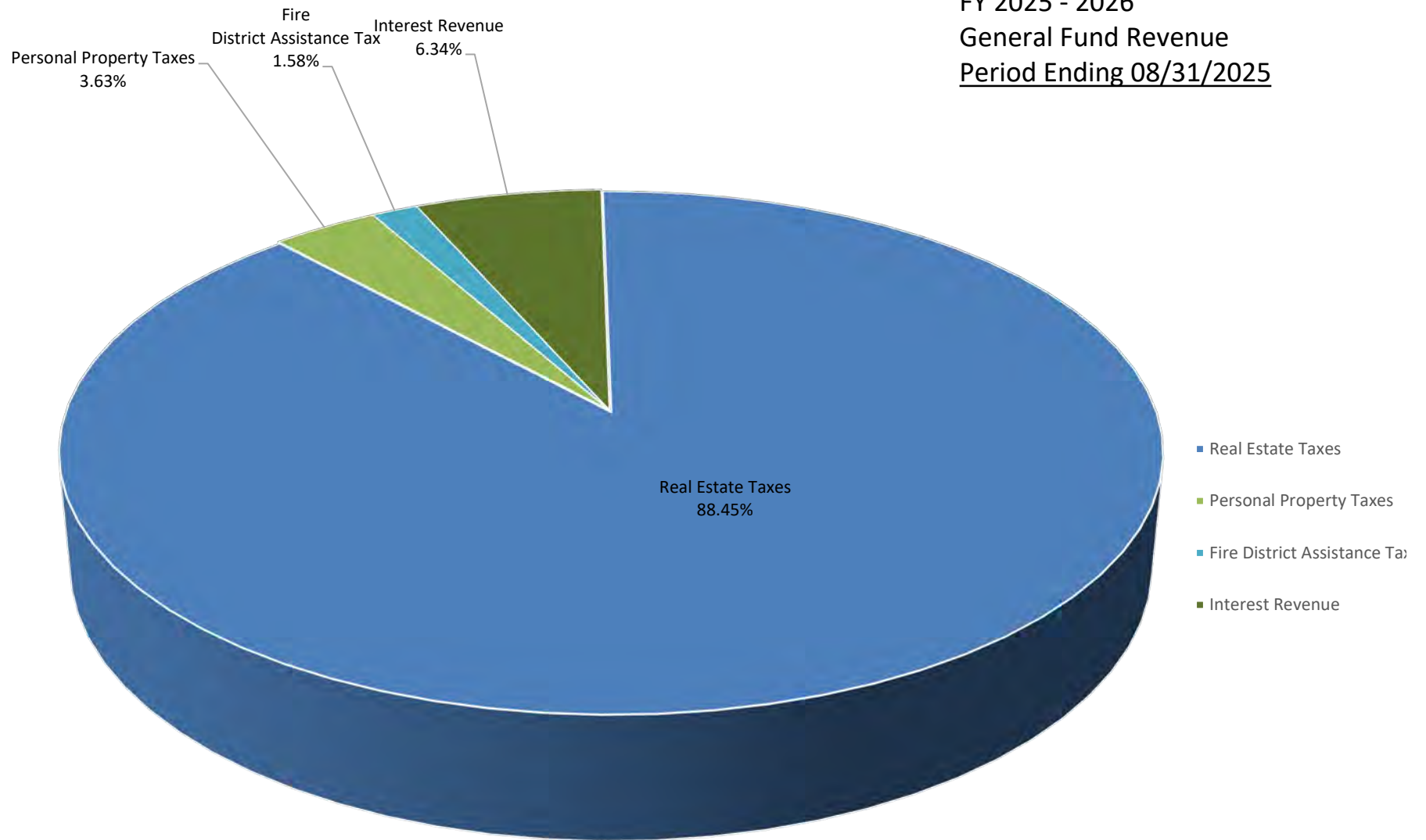
2025 - 2026 Cash Flow by Month : AUGUST 2025

| | <i>Actual</i> | | Projected | | | | | | | | | |
|---|---------------|-----------|-----------|-----------|-----------|-----------|-----------|-----------|-----------|-----------|-----------|-----------|
| | July | Aug. | Sept. | Oct. | Nov. | Dec. | Jan. | Feb. | March | April | May | June |
| Revenues: | | | | | | | | | | | | |
| Property Taxes | 79,061 | 36,990 | 2,697,383 | 2,697,383 | 2,697,383 | 2,697,383 | 2,697,383 | 2,697,383 | 2,697,383 | 2,697,383 | 2,697,383 | 2,697,383 |
| FDAT | 1,324 | 633 | 33,333 | 33,333 | 33,333 | 33,333 | 33,333 | 33,333 | 33,333 | 33,333 | 33,333 | 33,333 |
| Fee for Service | 10,248 | - | 4,639 | 4,639 | 4,639 | 4,639 | 4,639 | 4,639 | 4,639 | 4,639 | 4,639 | 4,639 |
| Interest Revenue | 12,298 | 2,546 | - | - | - | - | - | - | - | - | - | - |
| Misc. Non Levy | - | - | - | - | - | - | - | - | - | - | - | - |
| RevenueTotals: | 102,932 | 40,169 | 2,735,355 | 2,735,355 | 2,735,355 | 2,735,355 | 2,735,355 | 2,735,355 | 2,735,355 | 2,735,355 | 2,735,355 | 2,735,355 |
| Expenditures: | | | | | | | | | | | | |
| Audit/Accounting, Legal, Fire Board Expenses | 510 | - | 1,125 | 1,125 | 1,125 | 1,125 | 1,125 | 1,125 | 1,125 | 1,125 | 1,125 | 1,125 |
| Fire Authority Funding | 453,454 | 106,611 | 2,734,230 | 2,734,230 | 2,734,230 | 2,734,230 | 2,734,230 | 2,734,230 | 2,734,230 | 2,734,230 | 2,734,230 | 2,734,230 |
| Other Professional Services | - | - | - | - | - | - | - | - | - | - | - | - |
| Miscellaneous | 4 | - | - | - | - | - | - | - | - | - | - | - |
| ExpenditureTotals: | 453,968 | 106,611 | 2,735,355 | 2,735,355 | 2,735,355 | 2,735,355 | 2,735,355 | 2,735,355 | 2,735,355 | 2,735,355 | 2,735,355 | 2,735,355 |
| Monthly Net Cash | (351,036) | (66,442) | - | - | - | - | - | - | - | - | - | - |
| Cumulative Net Cash | (331,036) | (397,478) | (397,478) | (397,478) | (397,478) | (397,478) | (397,478) | (397,478) | (397,478) | (397,478) | (397,478) | (397,478) |
| Carryover | 20,000 | (46,442) | (46,442) | (46,442) | (46,442) | (46,442) | (46,442) | (46,442) | (46,442) | (46,442) | (46,442) | (46,442) |
| | - | - | - | - | - | - | - | - | - | - | - | - |

**CENTRAL YAVAPAI FIRE DISTRICT
REVENUE GRAPH DATA**

| | | YTD | |
|------------------------------|------------------|----------------------|---------------|
| | Revenue | Budget | % |
| Real Estate Taxes | \$ 35,533 | \$ 32,368,593 | 88.45 |
| Personal Property Taxes | \$ 1,457 | \$ - | 3.63 |
| Fire District Assistance Tax | \$ 633 | \$ 400,000 | 1.58 |
| Tech Services | \$ - | \$ 55,668 | 0.00 |
| Interest Revenue | \$ 2,546 | \$ - | 6.34 |
| Other Revenue | \$ - | \$ - | 0.00 |
| TOTALS: | \$ 40,169 | \$ 32,824,261 | 100.00 |

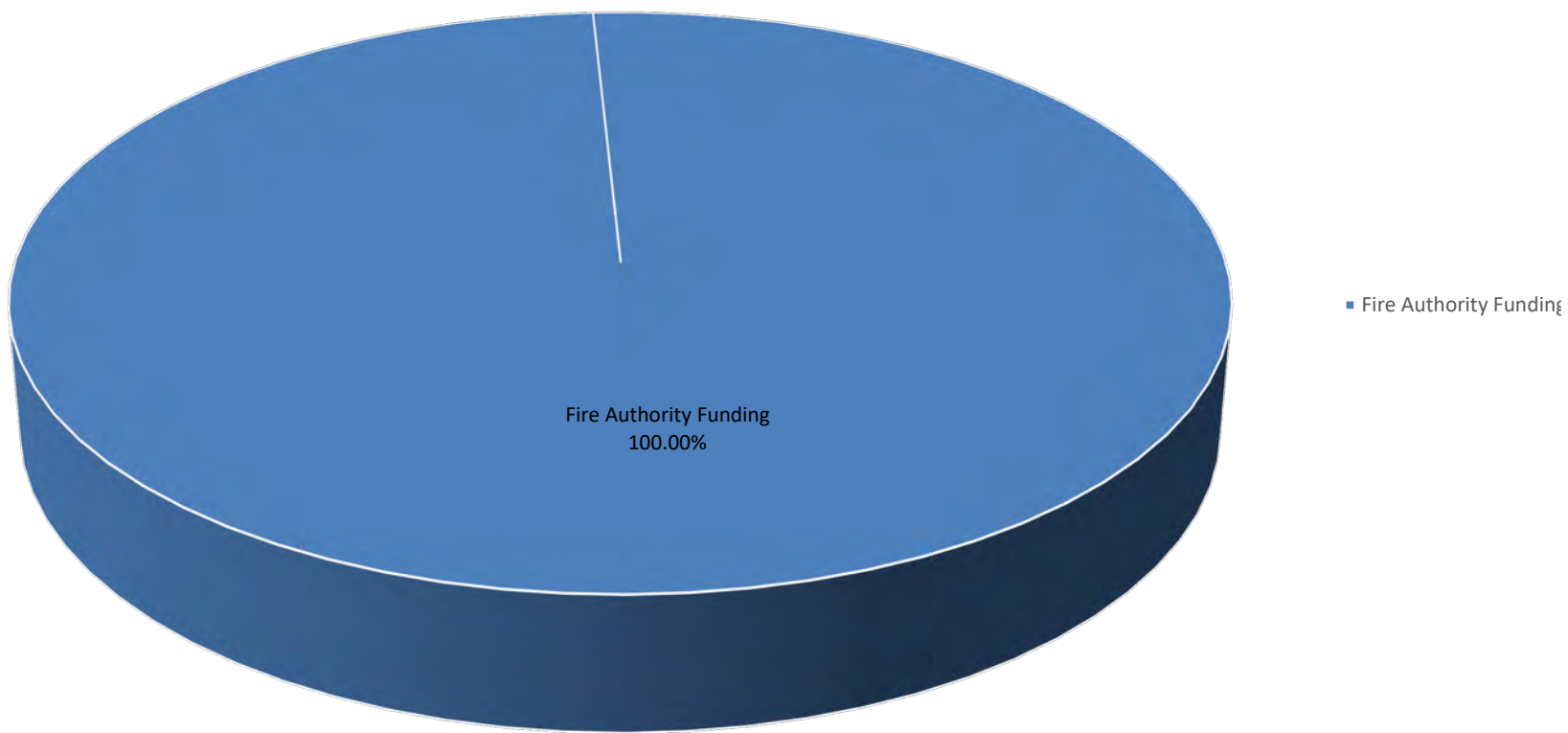
Central Yavapai Fire District
FY 2025 - 2026
General Fund Revenue
Period Ending 08/31/2025



**CENTRAL YAVAPAI FIRE DISTRICT GENERAL FUND
EXPENSE GRAPH DATA**

| | | YTD | |
|------------------------|-------------------|----------------------|---------------|
| Expense | | Budget | % |
| Fire Authority Funding | \$ 106,611 | \$ 32,810,761 | 100.00 |
| Audit and Accounting | \$ - | \$ 7,500 | 0.00 |
| Legal | \$ - | \$ 5,000 | 0.00 |
| Fire Board Expenses | \$ - | \$ 1,000 | 0.00 |
| Misc. | \$ - | \$ - | 0.00 |
| TOTAL: | \$ 106,611 | \$ 32,824,261 | 100.00 |

Central Yavapai Fire District
FY 2025 - 2026
General Fund Expenditures
Period Ending 08/31/2025



CENTRAL YAVAPAI FIRE DISTRICT
GENERAL FUND - AUGUST 2025

| | | |
|-------------------------|----|-----------|
| Real Estate Taxes: | \$ | 35,533.03 |
| UPP Taxes: | \$ | 1,456.59 |
| FDAT: | \$ | 633.33 |
| Interest Received: | \$ | 2,545.60 |
| Fire District Deposits: | \$ | - |
| Other: | \$ | - |
| <hr/> | | |
| TOTAL: | \$ | 40,168.55 |
| <hr/> | | |

| | | |
|--|----|------------|
| Transferred to CAFMA: Fire Authority Funding | \$ | 106,611.35 |
|--|----|------------|



Yavapai County Treasurer

Monthly Statement

Date Range: 8/1/2025 to 8/31/2025

| | | |
|--|--|--|
| Central Yavapai Fire Dist - General Fund Fund: 6060040000 8603 E Eastridge Rd Ste A Prescott Valley, AZ 86314 | | |
|--|--|--|

| 6060040000 | | Central Yavapai Fire Dist GF | |
|----------------|--------------|------------------------------|---------------------------|
| Begin Balance: | 424,487.18 | 771,334.09 | |
| Income: | 40,168.55 ✓ | 146,779.90 | |
| LOC Advance: | .00 | .00 | |
| Expense: | (107,121.39) | (560,579.65) | LOC: .00 |
| LOC Payments: | .00 | .00 | Warrants Outstanding: .00 |
| Cash Balance: | 357,534.34 | 357,534.34 | End: 357,534.34 |

Monthly Statement Summary

| Source Code | Description | | MTDAmount | YTDAmount |
|---|-------------------------------------|--------------------|--------------|--------------|
| 6060040000 Central Yavapai Fire Dist GF | | Beginning Balance: | 424,487.18 | 771,334.09 |
| 11100.2023 | 2023 Real Estate Taxes | | .00 | (5,128.45) |
| 11100.2024 | 2024 Real Estate Taxes | | 35,533.03 | 115,724.66 |
| 12100.2018 | 2018 Personal Property Taxes | | 97.40 | 97.40 |
| 12100.2019 | 2019 Personal Property Taxes | | 98.65 | 98.65 |
| 12100.2020 | 2020 Personal Property Taxes | | 98.09 | 98.09 |
| 12100.2021 | 2021 Personal Property Taxes | | 99.57 | 99.57 |
| 12100.2023 | 2023 Personal Property Taxes | | .00 | 151.20 |
| 12100.2024 | 2024 Personal Property Taxes | | 1,062.88 | 4,909.61 |
| 37122.0 | Fire District Deposit | | .00 | 13,927.68 |
| 37150.0 | FDAT Distributions | | 633.33 | 1,957.76 |
| 38109.0 | Interest on Investments St Treas | | 1,407.64 | 9,453.16 |
| 38111.0 | Interest on Investments | | 48.33 | 452.73 |
| 38113.0 | Interest on Investments-Wells Fargo | | 1,089.63 | 4,937.84 |
| 90002.0 | Interest Pd on Tax Roll Corrections | | .00 | (3.97) |
| 91032.0 | Warrants Redeemed | | (510.04) | (510.04) |
| 91702.0 | Transfer out | | (106,611.35) | (560,065.64) |
| | | Ending Balance: | 357,534.34 | 357,534.34 |

Monthly Statement Detail

| Date | Notes | Doc # | Amount | C/D |
|--|------------------|-------|--------------------------------------|-----|
| 6060040000 Central Yavapai Fire Dist GF | | | Beginning Balance: 424,487.18 | |
| 11100.2024 2024 Real Estate Taxes | | | Source Code Total: 35,533.03 | |
| 08/04 | Tax Distribution | 0 | 2,969.41 | C |
| 08/04 | Tax Distribution | 0 | 297.65 | C |
| 08/04 | Tax Distribution | 0 | 29.99 | C |
| 08/05 | Tax Distribution | 0 | 61.97 | C |
| 08/05 | Tax Distribution | 0 | 299.20 | C |
| 08/06 | Tax Distribution | 0 | 883.17 | C |



Yavapai County Treasurer

Monthly Statement

Date Range: 8/1/2025 to 8/31/2025

| | | | | |
|---|------------------|---|--------------------------|---|
| 08/06 | Tax Distribution | 0 | 4.38 | C |
| 08/07 | Tax Distribution | 0 | 303.15 | C |
| 08/07 | Tax Distribution | 0 | 626.72 | C |
| 08/07 | Tax Distribution | 0 | 3,060.39 | C |
| 08/08 | Tax Distribution | 0 | 772.89 | C |
| 08/08 | Tax Distribution | 0 | 1,123.03 | C |
| 08/11 | Tax Distribution | 0 | 288.94 | C |
| 08/11 | Tax Distribution | 0 | 671.01 | C |
| 08/12 | Tax Distribution | 0 | 516.14 | C |
| 08/12 | Tax Distribution | 0 | 2,733.09 | C |
| 08/12 | Tax Distribution | 0 | 301.74 | C |
| 08/13 | Tax Distribution | 0 | 27.52 | C |
| 08/13 | Tax Distribution | 0 | 4,658.48 | C |
| 08/14 | Tax Distribution | 0 | (600.25) | C |
| 08/14 | Tax Distribution | 0 | 739.63 | C |
| 08/15 | Tax Distribution | 0 | 2.61 | C |
| 08/15 | Tax Distribution | 0 | 1,024.66 | C |
| 08/18 | Tax Distribution | 0 | 995.93 | C |
| 08/18 | Tax Distribution | 0 | 527.01 | C |
| 08/18 | Tax Distribution | 0 | 17.31 | C |
| 08/19 | Tax Distribution | 0 | 83.61 | C |
| 08/19 | Tax Distribution | 0 | .59 | C |
| 08/19 | Tax Distribution | 0 | 278.78 | C |
| 08/19 | Tax Distribution | 0 | 16.56 | C |
| 08/20 | Tax Distribution | 0 | 41.46 | C |
| 08/21 | Tax Distribution | 0 | .71 | C |
| 08/21 | Tax Distribution | 0 | 2,719.46 | C |
| 08/21 | Tax Distribution | 0 | 275.31 | C |
| 08/21 | Tax Distribution | 0 | 624.72 | C |
| 08/22 | Tax Distribution | 0 | 16.99 | C |
| 08/25 | Tax Distribution | 0 | 1,214.19 | C |
| 08/25 | Tax Distribution | 0 | 1,860.15 | C |
| 08/26 | Tax Distribution | 0 | 736.29 | C |
| 08/26 | Tax Distribution | 0 | 105.43 | C |
| 08/27 | Tax Distribution | 0 | 196.80 | C |
| 08/28 | Tax Distribution | 0 | 190.88 | C |
| 08/28 | Tax Distribution | 0 | 3,546.08 | C |
| 08/28 | Tax Distribution | 0 | 318.29 | C |
| 08/28 | Tax Distribution | 0 | 173.51 | C |
| 08/28 | Tax Distribution | 0 | 761.81 | C |
| 08/29 | Tax Distribution | 0 | 35.64 | C |
| 12100.2018 2018 Personal Property Taxes | | | Source Code Total: 97.40 | |
| 08/08 | Tax Distribution | 0 | 97.40 | C |



Yavapai County Treasurer

Monthly Statement

Date Range: 8/1/2025 to 8/31/2025

| | | | | |
|--|-----------------------------------|---|-----------------------------|---|
| 12100.2019 2019 Personal Property Taxes | | | Source Code Total: 98.65 | |
| 08/08 | Tax Distribution | 0 | 98.65 | C |
| 12100.2020 2020 Personal Property Taxes | | | Source Code Total: 98.09 | |
| 08/08 | Tax Distribution | 0 | 98.09 | C |
| 12100.2021 2021 Personal Property Taxes | | | Source Code Total: 99.57 | |
| 08/08 | Tax Distribution | 0 | 99.57 | C |
| 12100.2024 2024 Personal Property Taxes | | | Source Code Total: 1,062.88 | |
| 08/04 | Tax Distribution | 0 | 60.95 | C |
| 08/06 | Tax Distribution | 0 | 35.79 | C |
| 08/07 | Tax Distribution | 0 | 9.06 | C |
| 08/11 | Tax Distribution | 0 | 18.94 | C |
| 08/11 | Tax Distribution | 0 | 429.09 | C |
| 08/18 | Tax Distribution | 0 | 18.21 | C |
| 08/19 | Tax Distribution | 0 | 10.14 | C |
| 08/21 | Tax Distribution | 0 | 2.36 | C |
| 08/25 | Tax Distribution | 0 | 279.34 | C |
| 08/28 | Tax Distribution | 0 | 199.00 | C |
| 37150.0 FDAT Distributions | | | Source Code Total: 633.33 | |
| 08/01 | Fire Dist Assistance Tax 0.130598 | 0 | 9.72 | C |
| 08/04 | Fire Dist Assistance Tax 0.130598 | 0 | 88.93 | C |
| 08/05 | Fire Dist Assistance Tax 0.130598 | 0 | 17.67 | C |
| 08/06 | Fire Dist Assistance Tax 0.130598 | 0 | 5.70 | C |
| 08/07 | Fire Dist Assistance Tax 0.130598 | 0 | 33.69 | C |
| 08/08 | Fire Dist Assistance Tax 0.130598 | 0 | 11.91 | C |
| 08/11 | Fire Dist Assistance Tax 0.130598 | 0 | 30.70 | C |
| 08/12 | Fire Dist Assistance Tax 0.130598 | 0 | 68.23 | C |
| 08/13 | Fire Dist Assistance Tax 0.130598 | 0 | 20.31 | C |
| 08/14 | Fire Dist Assistance Tax 0.130598 | 0 | 14.56 | C |
| 08/15 | Fire Dist Assistance Tax 0.130598 | 0 | 8.34 | C |
| 08/18 | Fire Dist Assistance Tax 0.130598 | 0 | 73.85 | C |
| 08/19 | Fire Dist Assistance Tax 0.130598 | 0 | 10.85 | C |
| 08/20 | Fire Dist Assistance Tax 0.130598 | 0 | 16.64 | C |
| 08/21 | Fire Dist Assistance Tax 0.130598 | 0 | 48.01 | C |
| 08/22 | Fire Dist Assistance Tax 0.130598 | 0 | 1.52 | C |
| 08/25 | Fire Dist Assistance Tax 0.129511 | 0 | 70.83 | C |
| 08/26 | Fire Dist Assistance Tax 0.129511 | 0 | 35.30 | C |
| 08/27 | Fire Dist Assistance Tax 0.129511 | 0 | 8.52 | C |
| 08/28 | Fire Dist Assistance Tax 0.129511 | 0 | 53.13 | C |
| 08/29 | Fire Dist Assistance Tax 0.129511 | 0 | 4.92 | C |
| 38109.0 Interest on Investments St Treas | | | Source Code Total: 1,407.64 | |
| 08/07 | Investment Interest | 0 | 1,407.64 | C |
| 38111.0 Interest on Investments | | | Source Code Total: 48.33 | |
| 08/04 | Investment Interest | 0 | 48.33 | C |



Yavapai County Treasurer

Monthly Statement

Date Range: 8/1/2025 to 8/31/2025

| | | |
|---|---|-----------------------------------|
| 38113.0 Interest on Investments-Wells Fargo | | Source Code Total: 1,089.63 |
| 08/07 Investment Interest | 0 | 1,089.63 C |
| 91032.0 Warrants Redeemed | | Source Code Total: (510.04) |
| 08/13 Paid Warrants | 0 | (111.04) D |
| 08/25 Paid Warrants | 0 | (399.00) D |
| 91702.0 Transfer out | | Source Code Total: (106,611.35) |
| 08/18 TRANSFER PER KR EMAIL 8-18-2025 | 0 | (106,611.35) D |
| 6060040000 Central Yavapai Fire Dist GF | | Ending Balance: 357,534.34 |

Warrant Detail

| Payee Name | Warrant | Amount | Issue Dt | Status Dt | Voucher |
|---|------------|--------|----------|-----------|-----------------------|
| 6060040000 Central Yavapai Fire Dist GF | | | | | Account Total: 510.04 |
| Fund: 0600 | | | | | Fund Total: 510.04 |
| Status: PAID | | | | | Status Total: 510.04 |
| / | 0706001097 | 399.00 | 07/21/25 | 08/25/25 | |
| / | 0706001099 | 111.04 | 07/24/25 | 08/13/25 | |
| | Count | Amount | | | |
| Total PAID: | 2 | 510.04 | | | |

CENTRAL YAVAPAI FIRE DISTRICT
Bank Reconciliation Summary
For the Bank Statement ending: 8/31/2025

| BANK CONTROL ID: CYFD - GENERAL FUND | | DESC: GENERAL FUND | ACCOUNT NO: 1100 |
|--------------------------------------|----------|--------------------|---------------------|
| Beginning Balance: | 08/01/25 | | \$424,487.18 |
| Deposits and Credits: | | | \$40,168.55 |
| Checks and Charges: | | | (\$107,121.39) |
| Adjustments: | | | \$0.00 |
| Ending Balance Per Reconciliation: | | | <u>\$357,534.34</u> |
| Ending Balance Per Bank Statement: | 08/31/25 | | \$357,534.34 |
| * Outstanding Deposits and Credits: | 08/31/25 | | \$0.00 |
| * Outstanding Checks and Charges: | 08/31/25 | | \$0.00 |
| Ending Book Balance: | 08/31/25 | | <u>\$357,534.34</u> |

* Outstanding amounts are all outstanding credits and charges dated prior or equal to the Reconciliation date.

CENTRAL YAVAPAI FIRE DISTRICT
BR Checks and Charges Cleared
For the Bank Statement ending: 8/31/25

| CYFD | | General Fund | | | 1100 |
|-----------------------------------|-------------------|-------------------------------|--------|---------|---------------------|
| Date | Document | Description | Module | Company | Amount |
| 07/21/25 | 706001097 | Law Off. of Nicolas Cornelius | AP | CYFD | \$399.00 |
| 07/24/25 | 706001099 | United States Treasury | AP | CYFD | \$111.04 |
| 08/31/25 | Cash With Yav Cty | Fire Authority Funding | GL | CYFD | \$106,611.35 |
| TOTAL CHECKS AND CHARGES CLEARED: | | | | | <u>\$107,121.39</u> |

CENTRAL YAVAPAI FIRE DISTRICT
BR Checks and Charges Outstanding
For the Bank Statement ending:

| <u>Date</u> | <u>Document</u> | <u>Description</u> | <u>Module</u> | <u>Company</u> | <u>Amount</u> |
|-------------|-----------------|--------------------|---------------|----------------|---------------|
|-------------|-----------------|--------------------|---------------|----------------|---------------|

TOTAL CHECKS AND CHARGES OUTSTANDING:

CENTRAL YAVAPAI FIRE DISTRICT
BR Deposits and Credits Cleared
For the Bank Statement ending: 8/31/25

| CYFD | | General Fund | | | 1100 |
|-------------------------------------|-------------------|--------------------------------|--------|---------|-------------|
| Date | Document | Description | Module | Company | Amount |
| 08/31/25 | Cash With Yav Cty | Tax and Interest Revenue Augus | GL | CYFD | \$40,168.55 |
| TOTAL DEPOSITS AND CREDITS CLEARED: | | | | | \$40,168.55 |

CENTRAL YAVAPAI FIRE DISTRICT
BR Deposits and Credits Outstanding
For the Bank Statement ending:

| Date | Document | Description | Module | Company | Amount |
|------|----------|-------------|--------|---------|--------|
|------|----------|-------------|--------|---------|--------|

TOTAL DEPOSITS AND CREDITS OUTSTANDING:

CENTRAL YAVAPAI FIRE DISTRICT
Bank Reconciliation Register

| Document Number | Date | BR Status | Void? | Description | Date Cleared | Amount |
|---|----------|-----------|-------|--------------------------------|--------------|--------------|
| MODULE: JOURNAL ENTRIES FROM GENERAL LEDGER | | | | | | |
| BANK CONTROL ID: CYFD - GENERAL FUND | | | | | | |
| Cash With Yav Cty | 08/31/25 | Marked | No | Fire Authority Funding | 09/09/25 | \$106,611.35 |
| Cash With Yav Cty | 08/31/25 | Marked | No | Tax and Interest Revenue Augus | 09/09/25 | \$40,168.55 |
| SUB TOTAL FOR BANK: | | | | | | \$146,779.90 |
| TOTAL FOR MODULE: | | | | | | \$146,779.90 |

CENTRAL YAVAPAI FIRE DISTRICT
BR Adjustments Report
For the Bank Statement ending:

| Date | Document | Description | GL Account | Offset Amt | Adj. Amt |
|------|----------|-------------|------------|------------|----------|
|------|----------|-------------|------------|------------|----------|

DOCUMENT:

ADJUSTMENT DOCUMENT " TOTAL:

TOTAL FOR ALL ADJUSTMENTS:

CENTRAL YAVAPAI FIRE DISTRICT
Income Statement
(Original Budget to Actual Comparison)
For the period of 8/1/2025 Through 8/31/2025

| | Account | Actual | Current Period Budget | Variance | % | Actual | Year To Date Budget | Variance | % |
|--------------------------------------|-----------|----------------------|--------------------------|-----------------------|--------------|------------------------|------------------------|-------------------------|-----------------|
| <u>Revenues</u> | | | | | | | | | |
| Real Estate Tax | 400000000 | \$35,533.03 | \$0.00 | \$35,533.03 | 0.0% | \$28,741,114.63 | \$32,368,593.00 | \$(3,627,478.37) | (11.2)% |
| Personal Property Tax | 410000000 | 1,456.59 | 0.00 | 1,456.59 | 0.0 | 452,486.75 | 0.00 | 452,486.75 | 0.0 |
| Fire District Assistance Tax | 420000000 | 633.33 | 0.00 | 633.33 | 0.0 | 399,984.54 | 400,000.00 | (15.46) | 0.0 |
| Cell Tower Lease Revenue | 477500000 | 0.00 | 0.00 | 0.00 | 0.0 | 75,417.24 | 55,668.00 | 19,749.24 | 35.5 |
| Interest Income-General Fund | 490000000 | 2,545.60 | 0.00 | 2,545.60 | 0.0 | 125,558.79 | 0.00 | 125,558.79 | 0.0 |
| Net Revenues | | \$40,168.55 | \$0.00 | \$40,168.55 | 0.0 % | \$29,794,561.95 | \$32,824,261.00 | \$(3,029,699.05) | (9.2)% |
| <u>Personnel Expenses</u> | | | | | | | | | |
| Fire Authority Funding | 670010000 | \$106,611.35 | \$0.00 | \$(106,611.35) | 0.0% | \$29,824,482.33 | \$32,810,761.00 | \$2,986,278.67 | 9.1% |
| Total Personnel Expenses | | \$106,611.35 | \$0.00 | \$(106,611.35) | 0.0 % | \$29,824,482.33 | \$32,810,761.00 | \$2,986,278.67 | 9.1 % |
| <u>Service Expenses</u> | | | | | | | | | |
| Audit & Accounting | 640010000 | \$0.00 | \$0.00 | \$0.00 | 0.0% | \$9,111.04 | \$7,500.00 | \$(1,611.04) | (21.5)% |
| Legal Services - Routine | 641010000 | 0.00 | 0.00 | 0.00 | 0.0 | 1,396.50 | 5,000.00 | 3,603.50 | 72.1 |
| Fire Board Expenses | 644110000 | 0.00 | 0.00 | 0.00 | 0.0 | 114.47 | 1,000.00 | 885.53 | 88.6 |
| Misc/Admin | 661010000 | 0.00 | 0.00 | 0.00 | 0.0 | 124.02 | 0.00 | (124.02) | 0.0 |
| Total Service Expenses | | \$0.00 | \$0.00 | \$0.00 | 0.0 % | \$10,746.03 | \$13,500.00 | \$2,753.97 | 20.4 % |
| Total Expenses | | \$106,611.35 | | \$(106,611.35) | | \$29,835,228.36 | \$32,824,261.00 | \$2,989,032.64 | 9.1% |
| Income (Loss) from Operations | | \$(66,442.80) | \$0.00 | \$(66,442.80) | 0.0% | \$(40,666.41) | \$0.00 | \$(40,666.41) | 0.0% |
| <u>Contingency</u> | | | | | | | | | |
| Funded Contingency/Admin | 780010000 | \$0.00 | \$0.00 | \$0.00 | 0.0% | \$0.00 | \$(20,000.00) | \$20,000.00 | 100.0% |
| Total Contingency | | \$0.00 | \$0.00 | \$0.00 | 0.0 % | \$0.00 | \$(20,000.00) | \$20,000.00 | 100.0 % |
| Net Income (Loss) | | \$(66,442.80) | \$0.00 | \$(66,442.80) | 0.0% | \$(40,666.41) | \$(20,000.00) | \$(20,666.41) | (103.3)% |

9/9/25
10:47:34 AM

CENTRAL YAVAPAI FIRE DISTRICT

Balance Sheet
As of 8/31/2025

Assets

Current Assets

| | | |
|--------------------------|---------------|------------------------|
| Cash with Yavapai County | \$357,534.34 | |
| Investment In CAFMA | 22,574,925.00 | |
| Taxes Receivable | 280,678.71 | |
| Misc. Receivables | 539.02 | |
| Total Current Assets | | \$23,213,677.07 |
| Total Assets | | \$23,213,677.07 |

Liabilities and Net Assets

Current Liabilities

| | | |
|---------------------------|------------|-------------------|
| Accounts Payable | \$2,048.00 | |
| Total Current Liabilities | | \$2,048.00 |
| Total Liabilities | | \$2,048.00 |

Net Assets

| | | |
|---|-----------------|------------------------|
| Fund Balance | \$23,252,295.48 | |
| Current Year Net Assets | (40,666.41) | |
| Total Net Assets | | 23,211,629.07 |
| Total Liabilities and Net Assets | | \$23,213,677.07 |

CENTRAL YAVAPAI FIRE DISTRICT
GL Account Ledger - Detail By Period
8/1/2025 through 8/31/2025

| Batch | Journal | Entry # | Date | Job | Document | Description | Debits | Credits | Balance |
|----------------------------------|---------|---------|----------|-----|-------------------|--------------------------------------|--------------------|---------------------|---------------------|
| 1100.0.0.000 | | | | | | CASH WITH YAVAPAI COUNTY | | | \$423,977.14 |
| 5151 | A | 1490057 | 08/31/25 | | Cash With Yav Cty | Fire Authority Funding | - | 106,611.35 | 317,365.79 |
| 5156 | A | 1490066 | 08/31/25 | | Cash With Yav Cty | Tax and Interest Revenue August 2025 | 40,168.55 | - | 357,534.34 |
| CASH WITH YAVAPAI COUNTY TOTALS: | | | | | | | <u>\$40,168.55</u> | <u>\$106,611.35</u> | <u>\$357,534.34</u> |
| TOTAL OF LEDGER: | | | | | | | <u>\$40,168.55</u> | <u>\$106,611.35</u> | <u>\$357,534.34</u> |

CENTRAL YAVAPAI FIRE DISTRICT
GL Trial Balance Worksheet
For The Period of 8/1/2025 through 8/31/2025

| Account | Description | Balances | | | | Adjustments |
|--------------|--------------------------|--------------|-------------|--------------|--------------|-------------|
| | | Beginning | Debits | Credits | Ending | |
| 1100.0.0.000 | Cash with Yavapai County | \$423,977.14 | \$40,168.55 | \$106,611.35 | \$357,534.34 | |
| TOTALS: | | \$423,977.14 | \$40,168.55 | \$106,611.35 | \$357,534.34 | |

* Inactive accounts are marked and appear in grey.

Document Reference : a87dbc02-ca5b-4087-9ea9-acf51276a3b0

Document Title : AUGUST 2025 CYFD GENERAL FUND BANK RECONCILIATION

Document Region : Northern Virginia

Sender Name : Karen Mauldin

Sender Email : kmauldin@cazfire.gov

Total Document Pages : 24

Secondary Security : Not Required

Participants

- 1. Karen Mauldin (kmauldin@cazfire.gov)
- 2. Cody Rose (crose@cazfire.gov)
- 3. John Feddema (jfeddema@cazfire.gov)

CC

- 1. sdixson@cazfire.gov
- 2. dkrizo@cazfire.gov

Document History

| Timestamp | Description |
|-------------------------------|--|
| 09/09/2025 02:48PM US/Eastern | Sender downloaded document. |
| 09/09/2025 02:51PM US/Eastern | Document sent by Karen Mauldin (kmauldin@cazfire.gov). |
| 09/09/2025 02:52PM US/Eastern | Email sent to Karen Mauldin (kmauldin@cazfire.gov). |
| 09/09/2025 02:53PM US/Eastern | Document viewed by Karen Mauldin (kmauldin@cazfire.gov). 24.117.179.98 Mozilla/5.0 (Windows NT 10.0; Win64; x64) AppleWebKit/537.36 (KHTML, like Gecko) Chrome/132.0.0.0 Safari/537.36 |
| 09/09/2025 02:54PM US/Eastern | Karen Mauldin (kmauldin@cazfire.gov) has agreed to terms of service and to do business electronically with Karen Mauldin (kmauldin@cazfire.gov). 24.117.179.98 Mozilla/5.0 (Windows NT 10.0; Win64; x64) AppleWebKit/537.36 (KHTML, like Gecko) Chrome/132.0.0.0 Safari/537.36 |
| 09/09/2025 02:54PM US/Eastern | Signed by Karen Mauldin (kmauldin@cazfire.gov). 24.117.179.98 Mozilla/5.0 (Windows NT 10.0; Win64; x64) AppleWebKit/537.36 (KHTML, like Gecko) Chrome/132.0.0.0 Safari/537.36 |
| 09/09/2025 02:54PM US/Eastern | Email sent to Cody Rose (crose@cazfire.gov). |
| 09/10/2025 10:21AM US/Eastern | Document viewed by Cody Rose (crose@cazfire.gov). 24.117.179.98 Mozilla/5.0 (Windows NT 10.0; Win64; x64) AppleWebKit/537.36 (KHTML, like Gecko) Chrome/140.0.0.0 Safari/537.36 |

Document History

| Timestamp | Description |
|-------------------------------|---|
| 09/10/2025 10:21AM US/Eastern | Cody Rose (crose@cazfire.gov) has agreed to terms of service and to do business electronically with Karen Mauldin (kmauldin@cazfire.gov). 24.117.179.98 Mozilla/5.0 (Windows NT 10.0; Win64; x64) AppleWebKit/537.36 (KHTML, like Gecko) Chrome/140.0.0.0 Safari/537.36 |
| 09/10/2025 10:21AM US/Eastern | Signed by Cody Rose (crose@cazfire.gov). 24.117.179.98 Mozilla/5.0 (Windows NT 10.0; Win64; x64) AppleWebKit/537.36 (KHTML, like Gecko) Chrome/140.0.0.0 Safari/537.36 |
| 09/10/2025 10:21AM US/Eastern | Email sent to John Feddema (jfeddema@cazfire.gov). |
| 09/10/2025 10:54AM US/Eastern | Document viewed by John Feddema (jfeddema@cazfire.gov). 24.117.179.98 Mozilla/5.0 (Windows NT 10.0; Win64; x64) AppleWebKit/537.36 (KHTML, like Gecko) Chrome/140.0.0.0 Safari/537.36 |
| 09/10/2025 10:54AM US/Eastern | John Feddema (jfeddema@cazfire.gov) has agreed to terms of service and to do business electronically with Karen Mauldin (kmauldin@cazfire.gov). 24.117.179.98 Mozilla/5.0 (Windows NT 10.0; Win64; x64) AppleWebKit/537.36 (KHTML, like Gecko) Chrome/140.0.0.0 Safari/537.36 |
| 09/10/2025 10:54AM US/Eastern | Signed by John Feddema (jfeddema@cazfire.gov). 24.117.179.98 Mozilla/5.0 (Windows NT 10.0; Win64; x64) AppleWebKit/537.36 (KHTML, like Gecko) Chrome/140.0.0.0 Safari/537.36 |
| 09/10/2025 10:54AM US/Eastern | Document copy sent to dkrizo@cazfire.gov. |
| 09/10/2025 10:54AM US/Eastern | Document copy sent to Karen Mauldin (kmauldin@cazfire.gov). |
| 09/10/2025 10:54AM US/Eastern | Document copy sent to John Feddema (jfeddema@cazfire.gov). |
| 09/10/2025 10:54AM US/Eastern | Document copy sent to Cody Rose (crose@cazfire.gov). |
| 09/10/2025 10:54AM US/Eastern | Document copy sent to sdixson@cazfire.gov. |

CENTRAL YAVAPAI FIRE DISTRICT
BOND DEBT SERVICE BANK RECONCILIATION JUNE 2025

| Reconciliation: | | |
|------------------------------|----|--------------|
| Beginning Balance: | \$ | 634,840.68 |
| Tax Revenue: | \$ | 6,365.53 |
| Interest Revenue: | \$ | 2,300.40 |
| Other: Tax Roll Corrections | \$ | - |
| Other: Interest Payment | \$ | (26,010.00) |
| Other: Redemption Payment | \$ | (405,000.00) |
| Ending Balance: | \$ | 212,496.61 |
| | | |
| Difference Between Balances: | \$ | 0.00 |

| Bank Statement Balance: | | |
|-------------------------|----|------------|
| Balance Per Bank: | \$ | 212,496.61 |
| Outstanding Charges: | \$ | - |
| Outstanding Deposits: | \$ | - |
| Ending Balance: | \$ | 212,496.61 |

| Deposits Per Bank Statement: | | |
|------------------------------|----|----------|
| Real Estate Taxes: | \$ | 6,130.27 |
| Personal Property Taxes: | \$ | 235.26 |
| Interest Income: | \$ | 2,300.40 |
| Other: | \$ | - |
| Other: | \$ | - |
| Other: | \$ | - |
| Ending Balance: | \$ | 8,665.93 |

Reconciliation Approved By:

John Feddema

John Feddema, Interim Fire Chief

Reconciliation Reviewed By:

Cody Rose

Cody Rose, Assistant Chief of Administration

Reconciliation Prepared By:

Tessa Jordan

Tessa Jordan, Finance Specialist III

CENTRAL YAVAPAI FIRE DISTRICT
BOND DEBT FUND - JUNE 2025

| | | |
|--------------------|----|----------|
| Real Estate Taxes: | \$ | 6,130.27 |
| UPP Taxes: | \$ | 235.26 |
| Interest Received: | \$ | 2,300.40 |
| Other: | \$ | - |
| <hr/> | | |
| TOTAL: | \$ | 8,665.93 |
| <hr/> | | |



Yavapai County Treasurer

Monthly Statement

Date Range: 6/1/2025 to 6/30/2025

Central Yavapai Fire Dist BDS
Fund: 6060240000
8603 E Eastridge Rd Ste A
Prescott Valley, AZ 86314

| 6060240000 | | Central Yavapai Fire Dist BDS | |
|----------------|--------------|-------------------------------|---------------------------|
| Begin Balance: | 634,840.68 | 1,479,353.93 | |
| Income: | 8,665.93 | 524,609.91 | |
| LOC Advance: | .00 | .00 | |
| Expense: | (431,010.00) | (1,791,467.23) | LOC: .00 |
| LOC Payments: | .00 | .00 | Warrants Outstanding: .00 |
| Cash Balance: | 212,496.61 | 212,496.61 | End: 212,496.61 |



Yavapai County Treasurer

Monthly Statement

Date Range: 6/1/2025 to 6/30/2025

Monthly Statement Summary

| Source Code | Description | | MTDAmount | YTDAmount |
|-------------------|--------------------------------------|---------------------------|-------------------|-------------------|
| 6060240000 | Central Yavapai Fire Dist BDS | Beginning Balance: | 634,840.68 | 1,479,353.93 |
| 11100.2021 | 2021 Real Estate Taxes | | .00 | (15.96) |
| 11100.2022 | 2022 Real Estate Taxes | | .00 | (20.49) |
| 11100.2023 | 2023 Real Estate Taxes | 6130.27 | (335.66) | 13,434.03 |
| 11100.2024 | 2024 Real Estate Taxes | | 6,465.93 | 442,128.86 |
| 12100.2005 | 2005 Personal Property Taxes | | .74 | .74 |
| 12100.2006 | 2006 Personal Property Taxes | | .60 | .60 |
| 12100.2007 | 2007 Personal Property Taxes | | .51 | .57 |
| 12100.2008 | 2008 Personal Property Taxes | | .56 | 4.06 |
| 12100.2009 | 2009 Personal Property Taxes | | .54 | 3.94 |
| 12100.2010 | 2010 Personal Property Taxes | | .67 | 6.07 |
| 12100.2011 | 2011 Personal Property Taxes | | .80 | 7.41 |
| 12100.2012 | 2012 Personal Property Taxes | | .79 | 7.38 |
| 12100.2013 | 2013 Personal Property Taxes | | .86 | 16.43 |
| 12100.2014 | 2014 Personal Property Taxes | | .75 | 16.28 |
| 12100.2015 | 2015 Personal Property Taxes | | .66 | 22.16 |
| 12100.2016 | 2016 Personal Property Taxes | | .00 | 17.01 |
| 12100.2017 | 2017 Personal Property Taxes | | .00 | 16.94 |
| 12100.2018 | 2018 Personal Property Taxes | | .00 | 11.45 |
| 12100.2019 | 2019 Personal Property Taxes | | .00 | 31.04 |
| 12100.2020 | 2020 Personal Property Taxes | | .00 | 34.38 |
| 12100.2021 | 2021 Personal Property Taxes | | 12.91 | 123.53 |
| 12100.2022 | 2022 Personal Property Taxes | 235.24 | 20.16 | 222.17 |
| 12100.2023 | 2023 Personal Property Taxes | | 48.76 | 512.05 |
| 12100.2024 | 2024 Personal Property Taxes | | 145.95 | 6,737.41 |
| 38109.0 | Interest on Investments St Treas | | 1,582.14 | 18,904.39 |
| 38111.0 | Interest on Investments | 2300.40 | 41.83 | 2,347.70 |
| 38113.0 | Interest on Investments-Wells Fargo | | 676.43 | 40,039.76 |
| 90002.0 | Interest Pd on Tax Roll Corrections | | .00 | (5.98) |
| 91702.0 | Transfer out | | .00 | (2,668,182.50) |
| 92185.0 | Paying Agent Fees | | .00 | (350.00) |
| 92190.0 | Bond Interest Payment | | (26,010.00) | (7,928.75) |
| 92195.0 | Bond Redemption Payment | | (405,000.00) | 885,000.00 |
| | | Ending Balance: | 212,496.61 | 212,496.61 |

Monthly Statement Detail

| Date | Notes | Doc # | Amount | C/D |
|------|-------|-------|--------|-----|
|------|-------|-------|--------|-----|



Yavapai County Treasurer

Monthly Statement

Date Range: 6/1/2025 to 6/30/2025

| 6060240000 Central Yavapai Fire Dist BDS | | Beginning Balance: 634,840.68 | |
|--|---|-------------------------------|---|
| 11100.2023 2023 Real Estate Taxes | | Source Code Total: (335.66) | |
| 06/02 Tax Distribution | 0 | (48.62) | C |
| 06/03 Tax Distribution | 0 | (35.81) | C |
| 06/04 Tax Distribution | 0 | (61.80) | C |
| 06/05 Tax Distribution | 0 | (46.37) | C |
| 06/10 Tax Distribution | 0 | (8.16) | C |
| 06/12 Tax Distribution | 0 | 11.90 | C |
| 06/17 Tax Distribution | 0 | (28.31) | C |
| 06/18 Tax Distribution | 0 | (5.79) | C |
| 06/19 Tax Distribution | 0 | (5.30) | C |
| 06/19 Tax Distribution | 0 | (23.93) | C |
| 06/20 Tax Distribution | 0 | (30.40) | C |
| 06/23 Tax Distribution | 0 | (5.89) | C |
| 06/23 Tax Distribution | 0 | (28.48) | C |
| 06/24 Tax Distribution | 0 | (16.02) | C |
| 06/27 Tax Distribution | 0 | (2.68) | C |
| 11100.2024 2024 Real Estate Taxes | | Source Code Total: 6,465.93 | |
| 06/02 Tax Distribution | 0 | 160.31 | C |
| 06/02 Tax Distribution | 0 | 35.10 | C |
| 06/03 Tax Distribution | 0 | 53.65 | C |
| 06/03 Tax Distribution | 0 | 38.29 | C |
| 06/03 Tax Distribution | 0 | 17.38 | C |
| 06/04 Tax Distribution | 0 | 7.56 | C |
| 06/04 Tax Distribution | 0 | 17.49 | C |
| 06/04 Tax Distribution | 0 | 5.56 | C |
| 06/05 Tax Distribution | 0 | 4.32 | C |
| 06/05 Tax Distribution | 0 | 72.36 | C |
| 06/05 Tax Distribution | 0 | 43.30 | C |
| 06/05 Tax Distribution | 0 | 7.19 | C |
| 06/06 Tax Distribution | 0 | 56.33 | C |
| 06/06 Tax Distribution | 0 | 35.85 | C |
| 06/06 Tax Distribution | 0 | 79.34 | C |
| 06/06 Tax Distribution | 0 | 8.40 | C |
| 06/09 Tax Distribution | 0 | 5.93 | C |
| 06/09 Tax Distribution | 0 | 566.54 | C |
| 06/09 Tax Distribution | 0 | 79.86 | C |
| 06/09 Tax Distribution | 0 | 81.45 | C |
| 06/09 Tax Distribution | 0 | 60.90 | C |
| 06/10 Tax Distribution | 0 | 156.56 | C |
| 06/10 Tax Distribution | 0 | 401.70 | C |
| 06/10 Tax Distribution | 0 | 136.01 | C |
| 06/10 Tax Distribution | 0 | 24.71 | C |



Yavapai County Treasurer

Monthly Statement

Date Range: 6/1/2025 to 6/30/2025

| | | | | |
|-------|------------------|---|--------|---|
| 06/10 | Tax Distribution | 0 | 40.17 | C |
| 06/11 | Tax Distribution | 0 | 450.25 | C |
| 06/11 | Tax Distribution | 0 | 58.68 | C |
| 06/11 | Tax Distribution | 0 | 27.28 | C |
| 06/12 | Tax Distribution | 0 | .81 | C |
| 06/12 | Tax Distribution | 0 | 304.78 | C |
| 06/12 | Tax Distribution | 0 | 222.41 | C |
| 06/12 | Tax Distribution | 0 | 260.28 | C |
| 06/12 | Tax Distribution | 0 | 21.99 | C |
| 06/13 | Tax Distribution | 0 | 55.02 | C |
| 06/13 | Tax Distribution | 0 | 30.30 | C |
| 06/13 | Tax Distribution | 0 | 71.28 | C |
| 06/16 | Tax Distribution | 0 | 1.25 | C |
| 06/16 | Tax Distribution | 0 | 380.61 | C |
| 06/16 | Tax Distribution | 0 | 74.51 | C |
| 06/16 | Tax Distribution | 0 | 91.30 | C |
| 06/17 | Tax Distribution | 0 | 108.20 | C |
| 06/17 | Tax Distribution | 0 | 43.30 | C |
| 06/17 | Tax Distribution | 0 | 119.82 | C |
| 06/17 | Tax Distribution | 0 | 47.72 | C |
| 06/18 | Tax Distribution | 0 | 63.40 | C |
| 06/18 | Tax Distribution | 0 | 14.28 | C |
| 06/18 | Tax Distribution | 0 | 9.73 | C |
| 06/19 | Tax Distribution | 0 | 23.82 | C |
| 06/19 | Tax Distribution | 0 | (1.73) | C |
| 06/19 | Tax Distribution | 0 | 27.26 | C |
| 06/19 | Tax Distribution | 0 | 7.98 | C |
| 06/19 | Tax Distribution | 0 | 2.12 | C |
| 06/19 | Tax Distribution | 0 | 67.18 | C |
| 06/20 | Tax Distribution | 0 | 60.08 | C |
| 06/20 | Tax Distribution | 0 | 42.44 | C |
| 06/20 | Tax Distribution | 0 | 87.63 | C |
| 06/23 | Tax Distribution | 0 | 97.02 | C |
| 06/23 | Tax Distribution | 0 | (1.31) | C |
| 06/23 | Tax Distribution | 0 | 144.15 | C |
| 06/23 | Tax Distribution | 0 | 97.30 | C |
| 06/23 | Tax Distribution | 0 | 59.45 | C |
| 06/24 | Tax Distribution | 0 | 24.42 | C |
| 06/24 | Tax Distribution | 0 | (1.64) | C |
| 06/24 | Tax Distribution | 0 | 58.89 | C |
| 06/24 | Tax Distribution | 0 | 165.88 | C |
| 06/24 | Tax Distribution | 0 | 10.70 | C |
| 06/24 | Tax Distribution | 0 | 29.04 | C |



Yavapai County Treasurer

Monthly Statement

Date Range: 6/1/2025 to 6/30/2025

| | | | | |
|---|------------------|---|--------------------------|---|
| 06/25 | Tax Distribution | 0 | .24 | C |
| 06/25 | Tax Distribution | 0 | 62.69 | C |
| 06/25 | Tax Distribution | 0 | .97 | C |
| 06/25 | Tax Distribution | 0 | 73.01 | C |
| 06/25 | Tax Distribution | 0 | 13.47 | C |
| 06/26 | Tax Distribution | 0 | 44.19 | C |
| 06/26 | Tax Distribution | 0 | 127.42 | C |
| 06/26 | Tax Distribution | 0 | 12.92 | C |
| 06/26 | Tax Distribution | 0 | 41.13 | C |
| 06/26 | Tax Distribution | 0 | 1.56 | C |
| 06/27 | Tax Distribution | 0 | (.90) | C |
| 06/27 | Tax Distribution | 0 | 100.01 | C |
| 06/27 | Tax Distribution | 0 | 19.52 | C |
| 06/30 | Tax Distribution | 0 | 53.20 | C |
| 06/30 | Tax Distribution | 0 | .17 | C |
| 06/30 | Tax Distribution | 0 | 183.80 | C |
| 06/30 | Tax Distribution | 0 | 7.43 | C |
| 06/30 | Tax Distribution | 0 | 35.93 | C |
| 06/30 | Tax Distribution | 0 | 35.03 | C |
| 12100.2005 2005 Personal Property Taxes | | | Source Code Total: .74 | |
| 06/25 | Tax Distribution | 0 | .74 | C |
| 12100.2006 2006 Personal Property Taxes | | | Source Code Total: .60 | |
| 06/25 | Tax Distribution | 0 | .60 | C |
| 12100.2007 2007 Personal Property Taxes | | | Source Code Total: .51 | |
| 06/25 | Tax Distribution | 0 | .51 | C |
| 12100.2008 2008 Personal Property Taxes | | | Source Code Total: .56 | |
| 06/25 | Tax Distribution | 0 | .56 | C |
| 12100.2009 2009 Personal Property Taxes | | | Source Code Total: .54 | |
| 06/25 | Tax Distribution | 0 | .54 | C |
| 12100.2010 2010 Personal Property Taxes | | | Source Code Total: .67 | |
| 06/25 | Tax Distribution | 0 | .67 | C |
| 12100.2011 2011 Personal Property Taxes | | | Source Code Total: .80 | |
| 06/25 | Tax Distribution | 0 | .80 | C |
| 12100.2012 2012 Personal Property Taxes | | | Source Code Total: .79 | |
| 06/25 | Tax Distribution | 0 | .79 | C |
| 12100.2013 2013 Personal Property Taxes | | | Source Code Total: .86 | |
| 06/25 | Tax Distribution | 0 | .86 | C |
| 12100.2014 2014 Personal Property Taxes | | | Source Code Total: .75 | |
| 06/25 | Tax Distribution | 0 | .75 | C |
| 12100.2015 2015 Personal Property Taxes | | | Source Code Total: .66 | |
| 06/25 | Tax Distribution | 0 | .66 | C |
| 12100.2021 2021 Personal Property Taxes | | | Source Code Total: 12.91 | |
| 06/12 | Tax Distribution | 0 | .55 | C |



Yavapai County Treasurer

Monthly Statement

Date Range: 6/1/2025 to 6/30/2025

| | | | | |
|---|------------------|---|---------------------------|---|
| 06/26 | Tax Distribution | 0 | 2.30 | C |
| 06/30 | Tax Distribution | 0 | 10.06 | C |
| 12100.2022 2022 Personal Property Taxes | | | Source Code Total: 20.16 | |
| 06/12 | Tax Distribution | 0 | 3.09 | C |
| 06/16 | Tax Distribution | 0 | 1.51 | C |
| 06/26 | Tax Distribution | 0 | 2.24 | C |
| 06/30 | Tax Distribution | 0 | 1.41 | C |
| 06/30 | Tax Distribution | 0 | 11.91 | C |
| 12100.2023 2023 Personal Property Taxes | | | Source Code Total: 48.76 | |
| 06/10 | Tax Distribution | 0 | .18 | C |
| 06/12 | Tax Distribution | 0 | 3.02 | C |
| 06/16 | Tax Distribution | 0 | 8.39 | C |
| 06/16 | Tax Distribution | 0 | 12.57 | C |
| 06/23 | Tax Distribution | 0 | 8.26 | C |
| 06/26 | Tax Distribution | 0 | 5.44 | C |
| 06/30 | Tax Distribution | 0 | 10.90 | C |
| 12100.2024 2024 Personal Property Taxes | | | Source Code Total: 145.95 | |
| 06/02 | Tax Distribution | 0 | 3.05 | C |
| 06/02 | Tax Distribution | 0 | 1.66 | C |
| 06/03 | Tax Distribution | 0 | 1.12 | C |
| 06/04 | Tax Distribution | 0 | 2.31 | C |
| 06/05 | Tax Distribution | 0 | .85 | C |
| 06/05 | Tax Distribution | 0 | 3.37 | C |
| 06/09 | Tax Distribution | 0 | 4.30 | C |
| 06/09 | Tax Distribution | 0 | 2.84 | C |
| 06/09 | Tax Distribution | 0 | 3.34 | C |
| 06/09 | Tax Distribution | 0 | 1.44 | C |
| 06/10 | Tax Distribution | 0 | 3.45 | C |
| 06/10 | Tax Distribution | 0 | 3.03 | C |
| 06/10 | Tax Distribution | 0 | 7.43 | C |
| 06/11 | Tax Distribution | 0 | 2.59 | C |
| 06/11 | Tax Distribution | 0 | 1.11 | C |
| 06/12 | Tax Distribution | 0 | 1.24 | C |
| 06/12 | Tax Distribution | 0 | 5.33 | C |
| 06/12 | Tax Distribution | 0 | 3.12 | C |
| 06/16 | Tax Distribution | 0 | 9.39 | C |
| 06/16 | Tax Distribution | 0 | 8.42 | C |
| 06/17 | Tax Distribution | 0 | 2.84 | C |
| 06/17 | Tax Distribution | 0 | 5.96 | C |
| 06/17 | Tax Distribution | 0 | .13 | C |
| 06/18 | Tax Distribution | 0 | 1.83 | C |
| 06/18 | Tax Distribution | 0 | 1.98 | C |
| 06/19 | Tax Distribution | 0 | .29 | C |



Yavapai County Treasurer

Monthly Statement

Date Range: 6/1/2025 to 6/30/2025

| | | | | |
|---|---|---|-----------------------------------|---|
| 06/19 | Tax Distribution | 0 | 4.41 | C |
| 06/20 | Tax Distribution | 0 | 2.50 | C |
| 06/20 | Tax Distribution | 0 | .57 | C |
| 06/23 | Tax Distribution | 0 | 4.67 | C |
| 06/23 | Tax Distribution | 0 | 2.04 | C |
| 06/24 | Tax Distribution | 0 | 2.46 | C |
| 06/24 | Tax Distribution | 0 | 8.38 | C |
| 06/25 | Tax Distribution | 0 | .24 | C |
| 06/26 | Tax Distribution | 0 | 4.29 | C |
| 06/26 | Tax Distribution | 0 | .42 | C |
| 06/30 | Tax Distribution | 0 | 8.57 | C |
| 06/30 | Tax Distribution | 0 | 9.06 | C |
| 06/30 | Tax Distribution | 0 | 13.47 | C |
| 06/30 | Tax Distribution | 0 | 2.45 | C |
| 38109.0 Interest on Investments St Treas | | | Source Code Total: 1,582.14 | |
| 06/09 | Investment Interest | 0 | 1,582.14 | C |
| 38111.0 Interest on Investments | | | Source Code Total: 41.83 | |
| 06/02 | Investment Interest | 0 | 26.77 | C |
| 06/09 | Investment Interest | 0 | 15.06 | C |
| 38113.0 Interest on Investments-Wells Fargo | | | Source Code Total: 676.43 | |
| 06/09 | Investment Interest | 0 | 676.43 | C |
| 92190.0 Bond Interest Payment | | | Source Code Total: (26,010.00) | |
| 06/26 | CENTRAL YAVAPAI FIRE BOND PYMT, FEE DUE 7/1 | 0 | (26,010.00) | D |
| 92195.0 Bond Redemption Payment | | | Source Code Total: (405,000.00) | |
| 06/26 | CENTRAL YAVAPAI FIRE BOND PYMT, FEE DUE 7/1 | 0 | (405,000.00) | D |
| 6060240000 Central Yavapai Fire Dist BDS | | | Ending Balance: 212,496.61 | |

Central Yavapai Fire Bond Debt Service
Bank Reconciliation Summary
For the Bank Statement ending: 6/30/2025

| BANK CONTROL ID: CYFDA - CASH/BOND BUILDING FUND | | DESC: CASH/BOND BUILDING FUND | ACCOUNT NO: 1100 |
|--|----------|-------------------------------|---------------------|
| Beginning Balance: | 06/01/25 | | \$634,840.68 |
| Deposits and Credits: | | | \$8,665.93 |
| Checks and Charges: | | | (\$431,010.00) |
| Adjustments: | | | \$0.00 |
| Ending Balance Per Reconciliation: | | | <u>\$212,496.61</u> |
| Ending Balance Per Bank Statement: | 06/30/25 | | \$212,496.61 |
| * Outstanding Deposits and Credits: | 06/30/25 | | \$0.00 |
| * Outstanding Checks and Charges: | 06/30/25 | | \$0.00 |
| Ending Book Balance: | | | <u>\$212,496.61</u> |

* Outstanding amounts are all outstanding credits and charges dated prior or equal to the Reconciliation date.

Central Yavapai Fire Bond Debt Service

BR Checks and Charges Cleared

For the Bank Statement ending: 6/30/25

| | | | |
|-------|-------------------------|-------------------------|------|
| CYFDA | Cash/Bond Building Fund | Cash/Bond Building Fund | 1100 |
|-------|-------------------------|-------------------------|------|

| Date | Document | Description | Module | Company | Amount |
|-----------------------------------|-------------------|--------------------------------|--------|---------|---------------------|
| 06/30/25 | Cash With Yav Cty | Private Placement Refunding P& | GL | CYFBDS | \$431,010.00 |
| TOTAL CHECKS AND CHARGES CLEARED: | | | | | <u>\$431,010.00</u> |

Central Yavapai Fire Bond Debt Service
BR Checks and Charges Outstanding
For the Bank Statement ending:

| <u>Date</u> | <u>Document</u> | <u>Description</u> | <u>Module</u> | <u>Company</u> | <u>Amount</u> |
|-------------|-----------------|--------------------|---------------|----------------|---------------|
|-------------|-----------------|--------------------|---------------|----------------|---------------|

TOTAL CHECKS AND CHARGES OUTSTANDING:

Central Yavapai Fire Bond Debt Service
BR Deposits and Credits Cleared
For the Bank Statement ending: 6/30/25

| CYFDA | | Cash/Bond Building Fund | | | 1100 |
|-------------------------------------|-------------------|--------------------------------|--------|---------|------------|
| Date | Document | Description | Module | Company | Amount |
| 06/30/25 | Cash With Yav Cty | June 2025 Tax and Interest Rev | GL | CYFBDS | \$8,665.93 |
| TOTAL DEPOSITS AND CREDITS CLEARED: | | | | | \$8,665.93 |

Central Yavapai Fire Bond Debt Service
BR Deposits and Credits Outstanding
For the Bank Statement ending:

| Date | Document | Description | Module | Company | Amount |
|------|----------|-------------|--------|---------|--------|
|------|----------|-------------|--------|---------|--------|

TOTAL DEPOSITS AND CREDITS OUTSTANDING:

Central Yavapai Fire Bond Debt Service
Bank Reconciliation Register

| Document Number | Date | BR Status | Void? | Description | Date Cleared | Amount |
|--|----------|-----------|-------|--------------------------------|--------------|---------------------|
| MODULE: JOURNAL ENTRIES FROM GENERAL LEDGER | | | | | | |
| BANK CONTROL ID: CYFDA - CASH/BOND BUILDING FUND | | | | | | |
| Cash With Yav Cty | 06/30/25 | Marked | No | Private Placement Refunding P& | 07/14/25 | \$431,010.00 |
| Cash With Yav Cty | 06/30/25 | Marked | No | June 2025 Tax and Interest Rev | 07/14/25 | \$8,665.93 |
| SUB TOTAL FOR BANK: | | | | | | <u>\$439,675.93</u> |
| TOTAL FOR MODULE: | | | | | | <u>\$439,675.93</u> |

Central Yavapai Fire Bond Debt Service
BR Adjustments Report
For the Bank Statement ending:

| Date | Document | Description | GL Account | Offset Amt | Adj. Amt |
|------|----------|-------------|------------|------------|----------|
|------|----------|-------------|------------|------------|----------|

DOCUMENT:

ADJUSTMENT DOCUMENT " TOTAL:

TOTAL FOR ALL ADJUSTMENTS:

Central Yavapai Fire Bond Debt Service
Income Statement
(Original Budget to Actual Comparison)
For the period of 6/1/2025 Through 6/30/2025

| | Account | Actual | Current Period Budget | Variance | % | Actual | Year To Date Budget | Variance | % |
|---|---------|-----------------------|--------------------------|-----------------------|--------------|-----------------------|------------------------|-----------------------|--------------|
| <u>General & Administrative Expenses</u> | | | | | | | | | |
| Bond Debt Service Principal Payment | 600000 | \$405,000.00 | \$0.00 | \$(405,000.00) | 0.0% | \$405,000.00 | \$0.00 | \$(405,000.00) | 0.0% |
| Bond Debt Service Interest Expense | 610000 | 26,010.00 | 0.00 | (26,010.00) | 0.0 | 52,025.98 | 0.00 | (52,025.98) | 0.0 |
| Professional Services | 640500 | 0.00 | 0.00 | 0.00 | 0.0 | 350.00 | 0.00 | (350.00) | 0.0 |
| Total General & Administrative Expenses | | \$431,010.00 | \$0.00 | \$(431,010.00) | 0.0 % | \$457,375.98 | \$0.00 | \$(457,375.98) | 0.0 % |
| Total Expenses | | \$431,010.00 | | \$(431,010.00) | | \$457,375.98 | | \$(457,375.98) | |
| Income (Loss) from Operations | | \$(431,010.00) | \$0.00 | \$(431,010.00) | 0.0% | \$(457,375.98) | \$0.00 | \$(457,375.98) | 0.0% |
| <u>Other Income (Expense)</u> | | | | | | | | | |
| Bond Debt Service Tax Revenue | 420000 | \$6,365.53 | \$0.00 | \$6,365.53 | 0.0% | \$466,966.62 | \$0.00 | \$466,966.62 | 0.0% |
| Bond Debt Service Interest Revenue | 430000 | 2,300.40 | 0.00 | 2,300.40 | 0.0 | 61,291.85 | 0.00 | 61,291.85 | 0.0 |
| Total Other Income (Expense) | | \$8,665.93 | \$0.00 | \$8,665.93 | 0.0 % | \$528,258.47 | \$0.00 | \$528,258.47 | 0.0 % |
| Net Income (Loss) | | \$(422,344.07) | \$0.00 | \$(422,344.07) | 0.0% | \$70,882.49 | \$0.00 | \$70,882.49 | 0.0% |

Central Yavapai Fire Bond Debt Service

Balance Sheet

As of 6/30/2025

Assets

Current Assets

| | | |
|-----------------------------|--------------|--------------|
| Cash / Bond Debt Service | \$212,496.61 | |
| Property Tax Receivable | 23,702.03 | |
| Deferred Revenue - Prop Tax | (15,329.00) | |
| Total Current Assets | | \$220,869.64 |

Total Assets

\$220,869.64

Net Assets

| | | |
|----------------------------------|--------------|---------------------|
| Retained Earnings | \$149,987.15 | |
| Current Year Net Assets | 70,882.49 | |
| Total Net Assets | | 220,869.64 |
| Total Liabilities and Net Assets | | <u>\$220,869.64</u> |

Central Yavapai Fire Bond Debt Service
GL Account Ledger - Detail By Period
6/1/2025 through 6/30/2025

| Batch | Journal | Entry # | Date | Job | Document | Description | Debits | Credits | Balance |
|----------------------------------|---------|---------|----------|-----|-------------------|-------------------------------------|------------|--------------|--------------|
| 1100.00 | | | | | | CASH / BOND DEBT SERVICE | | | \$634,840.68 |
| 365 | A | 1209 | 06/30/25 | | Cash With Yav Cty | Private Placement Refunding P&I Pmt | - | 431,010.00 | 203,830.68 |
| 366 | R | 1210 | 06/30/25 | | Cash With Yav Cty | June 2025 Tax and Interest Revenue | 8,665.93 | - | 212,496.61 |
| CASH / BOND DEBT SERVICE TOTALS: | | | | | | | \$8,665.93 | \$431,010.00 | \$212,496.61 |
| TOTAL OF LEDGER: | | | | | | | \$8,665.93 | \$431,010.00 | \$212,496.61 |

Central Yavapai Fire Bond Debt Service
GL Trial Balance Worksheet
For The Period of 6/1/2025 through 6/30/2025

| Account | Description | Balances | | | | Adjustments |
|---------|--------------------------|--------------|------------|--------------|--------------|-------------|
| | | Beginning | Debits | Credits | Ending | |
| 1100.00 | Cash / Bond Debt Service | \$634,840.68 | \$8,665.93 | \$431,010.00 | \$212,496.61 | |
| TOTALS: | | \$634,840.68 | \$8,665.93 | \$431,010.00 | \$212,496.61 | |

Document Reference : d3daff59-1924-4aab-9530-6d8c911f9789

Document Title : 06.2025 CYFD BDS Bank Reconciliation Packet

Document Region : Northern Virginia

Sender Name : Tessa Jordan

Sender Email : tjordan@cazfire.gov

Total Document Pages : 20

Secondary Security : Not Required

Participants

- 1. Tessa Jordan (tjordan@cazfire.gov)
- 2. Cody Rose (crose@CAZfire.gov)
- 3. John Feddema (jfeddema@cazfire.gov)

CC

- 1. kmauldin@cazfire.gov
- 2. dkrizo@cazfire.gov
- 3. sdixson@cazfire.gov

Document History

| Timestamp | Description |
|-------------------------------|--|
| 07/14/2025 03:16PM US/Eastern | Sender downloaded document. |
| 07/14/2025 03:17PM US/Eastern | Document sent by Tessa Jordan (tjordan@cazfire.gov). |
| 07/14/2025 03:18PM US/Eastern | Document viewed by Tessa Jordan (tjordan@cazfire.gov). 24.117.179.98 Mozilla/5.0 (Windows NT 10.0; Win64; x64) AppleWebKit/537.36 (KHTML, like Gecko) Chrome/138.0.0.0 Safari/537.36 |
| 07/14/2025 03:18PM US/Eastern | Email sent to Tessa Jordan (tjordan@cazfire.gov). |
| 07/14/2025 03:18PM US/Eastern | Tessa Jordan (tjordan@cazfire.gov) has agreed to terms of service and to do business electronically with Tessa Jordan (tjordan@cazfire.gov). 24.117.179.98 Mozilla/5.0 (Windows NT 10.0; Win64; x64) AppleWebKit/537.36 (KHTML, like Gecko) Chrome/138.0.0.0 Safari/537.36 |
| 07/14/2025 03:18PM US/Eastern | Signed by Tessa Jordan (tjordan@cazfire.gov). 24.117.179.98 Mozilla/5.0 (Windows NT 10.0; Win64; x64) AppleWebKit/537.36 (KHTML, like Gecko) Chrome/138.0.0.0 Safari/537.36 |
| 07/14/2025 03:18PM US/Eastern | Email sent to Cody Rose (crose@CAZfire.gov). |
| 07/14/2025 03:18PM US/Eastern | Document viewed by Cody Rose (crose@CAZfire.gov). 18.211.47.102 Mozilla/5.0 (X11; Linux x86_64) AppleWebKit/537.36 (KHTML, like Gecko) |

Document History

| Timestamp | Description |
|-------------------------------|---|
| | Chrome/124.0.0.0 Safari/537.36 |
| 07/14/2025 03:24PM US/Eastern | Document viewed by Cody Rose (crose@CAZfire.gov). 143.105.117.224 Mozilla/5.0 (iPhone; CPU iPhone OS 18_5 like Mac OS X) AppleWebKit/605.1.15 (KHTML, like Gecko) Version/18.5 Mobile/15E148 Safari/604.1 |
| 07/14/2025 03:24PM US/Eastern | Document viewed by Cody Rose (crose@CAZfire.gov). 34.199.180.197 Mozilla/5.0 (iPhone; CPU iPhone OS 18_5 like Mac OS X) AppleWebKit/605.1.15 (KHTML, like Gecko) Version/18.5 Mobile/15E148 Safari/604.1 |
| 07/14/2025 03:24PM US/Eastern | Cody Rose (crose@CAZfire.gov) has agreed to terms of service and to do business electronically with Tessa Jordan (tjordan@cazfire.gov). 143.105.117.224 Mozilla/5.0 (iPhone; CPU iPhone OS 18_5 like Mac OS X) AppleWebKit/605.1.15 (KHTML, like Gecko) Version/18.5 Mobile/15E148 Safari/604.1 |
| 07/14/2025 03:24PM US/Eastern | Signed by Cody Rose (crose@CAZfire.gov). 143.105.117.224 Mozilla/5.0 (iPhone; CPU iPhone OS 18_5 like Mac OS X) AppleWebKit/605.1.15 (KHTML, like Gecko) Version/18.5 Mobile/15E148 Safari/604.1 |
| 07/14/2025 03:24PM US/Eastern | Email sent to John Feddema (jfeddema@cazfire.gov). |
| 07/14/2025 04:32PM US/Eastern | Document viewed by John Feddema (jfeddema@cazfire.gov). 174.205.228.106 Mozilla/5.0 (Windows NT 10.0; Win64; x64) AppleWebKit/537.36 (KHTML, like Gecko) Chrome/138.0.0.0 Safari/537.36 |
| 07/14/2025 04:32PM US/Eastern | Document viewed by John Feddema (jfeddema@cazfire.gov). 35.153.219.212 Mozilla/5.0 (Windows NT 10.0; Win64; x64) AppleWebKit/537.36 (KHTML, like Gecko) Chrome/138.0.0.0 Safari/537.36 |
| 07/14/2025 04:32PM US/Eastern | John Feddema (jfeddema@cazfire.gov) has agreed to terms of service and to do business electronically with Tessa Jordan (tjordan@cazfire.gov). 174.205.228.106 Mozilla/5.0 (Windows NT 10.0; Win64; x64) AppleWebKit/537.36 (KHTML, like Gecko) Chrome/138.0.0.0 Safari/537.36 |
| 07/14/2025 04:32PM US/Eastern | Signed by John Feddema (jfeddema@cazfire.gov). 174.205.228.106 Mozilla/5.0 (Windows NT 10.0; Win64; x64) AppleWebKit/537.36 (KHTML, like Gecko) Chrome/138.0.0.0 Safari/537.36 |
| 07/14/2025 04:32PM US/Eastern | Document copy sent to sdixson@cazfire.gov. |
| 07/14/2025 04:32PM US/Eastern | Document copy sent to kmauldin@cazfire.gov. |
| 07/14/2025 04:32PM US/Eastern | Document copy sent to Tessa Jordan (tjordan@cazfire.gov). |
| 07/14/2025 04:32PM US/Eastern | Document copy sent to Cody Rose (crose@CAZfire.gov). |
| 07/14/2025 04:32PM US/Eastern | Document copy sent to dkrizo@cazfire.gov. |
| 07/14/2025 04:32PM US/Eastern | Document copy sent to John Feddema (jfeddema@cazfire.gov). |
| 07/14/2025 04:32PM US/Eastern | Document copy sent to Tessa Jordan (tjordan@cazfire.gov). |

CENTRAL YAVAPAI FIRE DISTRICT
BOND DEBT SERVICE BANK RECONCILIATION JULY 2025

Reconciliation:

| | | |
|-----------------------------|----|------------|
| Beginning Balance: | \$ | 212,496.61 |
| Tax Revenue: | \$ | 1,051.16 |
| Interest Revenue: | \$ | 2,016.86 |
| Other: Tax Roll Corrections | \$ | (0.13) |
| Other: Paying Agent Fees | \$ | (350.00) |
| Other: | \$ | - |

| | | |
|------------------------|-----------|-------------------|
| Ending Balance: | \$ | 215,214.50 |
|------------------------|-----------|-------------------|

| | | |
|-------------------------------------|-----------|---------------|
| Difference Between Balances: | \$ | (0.00) |
|-------------------------------------|-----------|---------------|

Bank Statement Balance:

| | | |
|-----------------------|----|------------|
| Balance Per Bank: | \$ | 215,214.50 |
| Outstanding Charges: | \$ | - |
| Outstanding Deposits: | \$ | - |

| | | |
|------------------------|-----------|-------------------|
| Ending Balance: | \$ | 215,214.50 |
|------------------------|-----------|-------------------|

Deposits Per Bank Statement:

| | | |
|--------------------------|----|----------|
| Real Estate Taxes: | \$ | 982.70 |
| Personal Property Taxes: | \$ | 68.46 |
| Interest Income: | \$ | 2,016.86 |
| Other: | \$ | - |
| Other: | \$ | - |
| Other: | \$ | - |

| | | |
|------------------------|-----------|-----------------|
| Ending Balance: | \$ | 3,068.02 |
|------------------------|-----------|-----------------|

Reconciliation Approved By:

John Feddema
John Feddema, Fire Chief

Reconciliation Reviewed By:

Cody Rose
Cody Rose, Assistant Chief of Administration

Reconciliation Prepared By:

Katie Reeves
Katie Reeves, Finance Specialist III

CENTRAL YAVAPAI FIRE DISTRICT
BOND DEBT FUND - JULY 2025

| | | |
|--------------------|----|----------|
| Real Estate Taxes: | \$ | 982.70 |
| UPP Taxes: | \$ | 68.46 |
| Interest Received: | \$ | 2,016.86 |
| Other: | \$ | - |

| | | |
|--------|----|----------|
| TOTAL: | \$ | 3,068.02 |
|--------|----|----------|



Yavapai County Treasurer

Monthly Statement

Date Range: 7/1/2025 to 7/31/2025

Central Yavapai Fire Dist BDS
Fund: 6060240000
8603 E EASTRIDGE RD STE A
PRESCOTT VALLEY, AZ 86314

| 6060240000 | | Central Yavapai Fire Dist BDS | | |
|----------------|--------------|-------------------------------|-----------------------|------------|
| Begin Balance: | 212,496.61 ✓ | 212,496.61 | | |
| Income: | 3,068.02 ✓ | 3,068.02 | | |
| LOC Advance: | .00 | .00 | | |
| Expense: | (350.13) ✓ | (350.13) | LOC: | .00 |
| LOC Payments: | .00 | .00 | Warrants Outstanding: | .00 |
| Cash Balance: | 215,214.50 | 215,214.50 | End: | 215,214.50 |

Monthly Statement Summary

| Source Code | Description | | MTDAmount | YTDAmount |
|--|-------------------------------------|--------------------|------------|------------|
| 6060240000 Central Yavapai Fire Dist BDS | | Beginning Balance: | 212,496.61 | 212,496.61 |
| 11100.2023 | 2023 Real Estate Taxes | 982.70 | (275.00) | (275.00) |
| 11100.2024 | 2024 Real Estate Taxes | | 1,257.70 | 1,257.70 |
| 12100.2023 | 2023 Personal Property Taxes | 68.46 | 8.11 | 8.11 |
| 12100.2024 | 2024 Personal Property Taxes | | 60.35 | 60.35 |
| 38109.0 | Interest on Investments St Treas | | 1,319.44 | 1,319.44 |
| 38111.0 | Interest on Investments | 2,016.86 | 66.32 | 66.32 |
| 38113.0 | Interest on Investments-Wells Fargo | | 631.10 | 631.10 |
| 90002.0 | Interest Pd on Tax Roll Corrections | 2.13 | (.13) | (.13) |
| 92185.0 | Paying Agent Fees | 350.00 | (350.00) | (350.00) |
| | | Ending Balance: | 215,214.50 | 215,214.50 |

Monthly Statement Detail

| Date | Notes | Doc # | Amount | C/D |
|--|------------------|-------|-------------------------------|-----|
| 6060240000 Central Yavapai Fire Dist BDS | | | Beginning Balance: 212,496.61 | |
| 11100.2023 2023 Real Estate Taxes | | | Source Code Total: (275.00) | |
| 07/09 | Tax Distribution | 0 | (9.42) | C |
| 07/10 | Tax Distribution | 0 | (18.05) | C |
| 07/14 | Tax Distribution | 0 | (21.90) | C |
| 07/15 | Tax Distribution | 0 | (33.00) | C |
| 07/16 | Tax Distribution | 0 | (42.21) | C |
| 07/17 | Tax Distribution | 0 | (18.33) | C |
| 07/17 | Tax Distribution | 0 | (33.81) | C |
| 07/18 | Tax Distribution | 0 | (12.57) | C |
| 07/21 | Tax Distribution | 0 | (18.21) | C |
| 07/22 | Tax Distribution | 0 | (29.24) | C |
| 07/23 | Tax Distribution | 0 | (27.20) | C |
| 07/24 | Tax Distribution | 0 | (11.06) | C |



Yavapai County Treasurer

Monthly Statement

Date Range: 7/1/2025 to 7/31/2025

| 11100.2024 2024 Real Estate Taxes | | | Source Code Total: 1,257.70 | |
|-----------------------------------|------------------|---|-----------------------------|---|
| 07/01 | Tax Distribution | 0 | .93 | C |
| 07/01 | Tax Distribution | 0 | 86.57 | C |
| 07/01 | Tax Distribution | 0 | 28.70 | C |
| 07/02 | Tax Distribution | 0 | 62.70 | C |
| 07/02 | Tax Distribution | 0 | 13.02 | C |
| 07/02 | Tax Distribution | 0 | 9.85 | C |
| 07/02 | Tax Distribution | 0 | 26.66 | C |
| 07/03 | Tax Distribution | 0 | 10.48 | C |
| 07/03 | Tax Distribution | 0 | .98 | C |
| 07/07 | Tax Distribution | 0 | 41.23 | C |
| 07/07 | Tax Distribution | 0 | 257.80 | C |
| 07/07 | Tax Distribution | 0 | 13.43 | C |
| 07/08 | Tax Distribution | 0 | 28.76 | C |
| 07/08 | Tax Distribution | 0 | 64.12 | C |
| 07/08 | Tax Distribution | 0 | 9.64 | C |
| 07/09 | Tax Distribution | 0 | 6.32 | C |
| 07/09 | Tax Distribution | 0 | 30.84 | C |
| 07/09 | Tax Distribution | 0 | 13.18 | C |
| 07/10 | Tax Distribution | 0 | 11.33 | C |
| 07/10 | Tax Distribution | 0 | 24.71 | C |
| 07/10 | Tax Distribution | 0 | 14.86 | C |
| 07/10 | Tax Distribution | 0 | 2.53 | C |
| 07/11 | Tax Distribution | 0 | 44.67 | C |
| 07/11 | Tax Distribution | 0 | 5.29 | C |
| 07/14 | Tax Distribution | 0 | 23.89 | C |
| 07/14 | Tax Distribution | 0 | (7.02) | C |
| 07/14 | Tax Distribution | 0 | 80.17 | C |
| 07/14 | Tax Distribution | 0 | 21.82 | C |
| 07/14 | Tax Distribution | 0 | 4.51 | C |
| 07/14 | Tax Distribution | 0 | 8.66 | C |
| 07/15 | Tax Distribution | 0 | (11.01) | C |
| 07/15 | Tax Distribution | 0 | 3.83 | C |
| 07/16 | Tax Distribution | 0 | (13.54) | C |
| 07/16 | Tax Distribution | 0 | 18.28 | C |
| 07/16 | Tax Distribution | 0 | 1.00 | C |
| 07/16 | Tax Distribution | 0 | 7.48 | C |
| 07/17 | Tax Distribution | 0 | (6.17) | C |
| 07/17 | Tax Distribution | 0 | (6.77) | C |
| 07/17 | Tax Distribution | 0 | 16.31 | C |
| 07/17 | Tax Distribution | 0 | 3.86 | C |
| 07/18 | Tax Distribution | 0 | (4.31) | C |
| 07/18 | Tax Distribution | 0 | 17.88 | C |



Yavapai County Treasurer

Monthly Statement

Date Range: 7/1/2025 to 7/31/2025

| | | | | |
|---|------------------|---|--------------------------|---|
| 07/18 | Tax Distribution | 0 | 11.58 | C |
| 07/21 | Tax Distribution | 0 | 5.81 | C |
| 07/21 | Tax Distribution | 0 | (13.63) | C |
| 07/21 | Tax Distribution | 0 | 54.23 | C |
| 07/21 | Tax Distribution | 0 | 1.38 | C |
| 07/22 | Tax Distribution | 0 | 8.55 | C |
| 07/22 | Tax Distribution | 0 | (10.20) | C |
| 07/22 | Tax Distribution | 0 | 2.61 | C |
| 07/22 | Tax Distribution | 0 | 1.79 | C |
| 07/23 | Tax Distribution | 0 | 2.63 | C |
| 07/23 | Tax Distribution | 0 | (9.60) | C |
| 07/23 | Tax Distribution | 0 | 9.98 | C |
| 07/23 | Tax Distribution | 0 | 24.84 | C |
| 07/23 | Tax Distribution | 0 | 28.45 | C |
| 07/24 | Tax Distribution | 0 | (4.08) | C |
| 07/24 | Tax Distribution | 0 | 12.55 | C |
| 07/24 | Tax Distribution | 0 | 1.20 | C |
| 07/25 | Tax Distribution | 0 | .16 | C |
| 07/25 | Tax Distribution | 0 | 5.68 | C |
| 07/25 | Tax Distribution | 0 | 7.98 | C |
| 07/28 | Tax Distribution | 0 | 11.52 | C |
| 07/28 | Tax Distribution | 0 | 53.59 | C |
| 07/29 | Tax Distribution | 0 | (6.78) | C |
| 07/29 | Tax Distribution | 0 | 6.34 | C |
| 07/29 | Tax Distribution | 0 | 2.27 | C |
| 07/29 | Tax Distribution | 0 | 43.24 | C |
| 07/30 | Tax Distribution | 0 | 6.31 | C |
| 07/30 | Tax Distribution | 0 | 5.44 | C |
| 07/31 | Tax Distribution | 0 | 17.43 | C |
| 07/31 | Tax Distribution | 0 | 8.96 | C |
| 12100.2023 2023 Personal Property Taxes | | | Source Code Total: 8.11 | |
| 07/03 | Tax Distribution | 0 | 3.36 | C |
| 07/22 | Tax Distribution | 0 | 4.73 | C |
| 07/28 | Tax Distribution | 0 | .02 | C |
| 12100.2024 2024 Personal Property Taxes | | | Source Code Total: 60.35 | |
| 07/01 | Tax Distribution | 0 | 3.39 | C |
| 07/01 | Tax Distribution | 0 | 1.29 | C |
| 07/01 | Tax Distribution | 0 | 1.14 | C |
| 07/03 | Tax Distribution | 0 | 1.08 | C |
| 07/07 | Tax Distribution | 0 | 2.70 | C |
| 07/07 | Tax Distribution | 0 | 26.05 | C |
| 07/07 | Tax Distribution | 0 | 2.79 | C |
| 07/09 | Tax Distribution | 0 | 1.16 | C |



Yavapai County Treasurer

Monthly Statement

Date Range: 7/1/2025 to 7/31/2025

| | | | | |
|---|--|-------|-----------------------------------|---|
| 07/14 | Tax Distribution | 0 | 1.11 | C |
| 07/14 | Tax Distribution | 0 | .19 | C |
| 07/15 | Tax Distribution | 0 | .29 | C |
| 07/16 | Tax Distribution | 0 | .34 | C |
| 07/16 | Tax Distribution | 0 | 4.59 | C |
| 07/21 | Tax Distribution | 0 | .88 | C |
| 07/23 | Tax Distribution | 0 | .57 | C |
| 07/23 | Tax Distribution | 0 | .42 | C |
| 07/24 | Tax Distribution | 0 | 2.21 | C |
| 07/28 | Tax Distribution | 0 | .37 | C |
| 07/28 | Tax Distribution | 0 | 6.91 | C |
| 07/31 | Tax Distribution | 0 | 2.86 | C |
| 07/31 | Tax Distribution | 0 | .01 | C |
| 38109.0 Interest on Investments St Treas | | | Source Code Total: 1,319.44 | |
| 07/09 | Investment Interest | 0 | 1,319.44 | C |
| 38111.0 Interest on Investments | | | Source Code Total: 66.32 | |
| 07/01 | Investment Interest | 0 | 52.75 | C |
| 07/09 | Investment Interest | 0 | 13.57 | C |
| 38113.0 Interest on Investments-Wells Fargo | | | Source Code Total: 631.10 | |
| 07/09 | Investment Interest | 0 | 631.10 | C |
| 90002.0 Interest Pd on Tax Roll Corrections | | | Source Code Total: (.13) | |
| 07/14 | 92486 402-10-054A8 2024 Adjustment/Corr Refund | 92486 | (.02) | D |
| 07/14 | 92498 402-06-002K3 2024 Adjustment/Corr Refund | 92498 | (.01) | D |
| 07/17 | 92625 402-08-060J8 2023 Adjustment/Corr Refund | 92625 | (.05) | D |
| 07/17 | 92625 402-08-060J8 2023 Adjustment/Corr Refund | 92625 | (.03) | D |
| 07/17 | 92625 402-08-060J8 2024 Adjustment/Corr Refund | 92625 | (.01) | D |
| 07/21 | 92671 402-07-09500 2024 Adjustment/Corr Refund | 92671 | (.01) | D |
| 92185.0 Paying Agent Fees | | | Source Code Total: (350.00) | |
| 07/17 | CENTRAL YAVAPAI FIRE DIST BOND FEES JULY 2025 | 0 | (350.00) | D |
| 6060240000 Central Yavapai Fire Dist BDS | | | Ending Balance: 215,214.50 | |

Central Yavapai Fire Bond Debt Service
Bank Reconciliation Summary
For the Bank Statement ending: 7/31/2025

| BANK CONTROL ID: CYFDA - CASH/BOND BUILDING FUND | | DESC: CASH/BOND BUILDING FUND | ACCOUNT NO: 1100 |
|--|----------|-------------------------------|---------------------|
| Beginning Balance: | 07/01/25 | | \$212,496.61 |
| Deposits and Credits: | | | \$3,068.02 |
| Checks and Charges: | | | (\$350.13) |
| Adjustments: | | | \$0.00 |
| Ending Balance Per Reconciliation: | | | <u>\$215,214.50</u> |
| Ending Balance Per Bank Statement: | 07/31/25 | | \$215,214.50 |
| * Outstanding Deposits and Credits: | 07/31/25 | | \$0.00 |
| * Outstanding Checks and Charges: | 07/31/25 | | \$0.00 |
| Ending Book Balance: | | | <u>\$215,214.50</u> |

* Outstanding amounts are all outstanding credits and charges dated prior or equal to the Reconciliation date.

Central Yavapai Fire Bond Debt Service
BR Checks and Charges Cleared
For the Bank Statement ending: 7/31/25

| CYFDA | | Cash/Bond Building Fund | Cash/Bond Building Fund | | 1100 |
|-----------------------------------|-------------------|--------------------------------|-------------------------|---------|----------|
| Date | Document | Description | Module | Company | Amount |
| 07/31/25 | Cash With Yav Cty | July 2025 Tax Roll Corrections | GL | CYFBDS | \$0.13 |
| 07/31/25 | Cash With Yav Cty | To Pay Agent Fees - July, 2024 | GL | CYFBDS | \$350.00 |
| TOTAL CHECKS AND CHARGES CLEARED: | | | | | \$350.13 |

Central Yavapai Fire Bond Debt Service
BR Checks and Charges Outstanding
For the Bank Statement ending:

| <u>Date</u> | <u>Document</u> | <u>Description</u> | <u>Module</u> | <u>Company</u> | <u>Amount</u> |
|-------------|-----------------|--------------------|---------------|----------------|---------------|
|-------------|-----------------|--------------------|---------------|----------------|---------------|

TOTAL CHECKS AND CHARGES OUTSTANDING:

Central Yavapai Fire Bond Debt Service
BR Deposits and Credits Cleared
For the Bank Statement ending: 7/31/25

| CYFDA | | Cash/Bond Building Fund | Cash/Bond Building Fund | | | 1100 |
|-------------------------------------|-------------------|--------------------------------|-------------------------|---------|------------|------|
| Date | Document | Description | Module | Company | Amount | |
| 07/31/25 | Cash With Yav Cty | July 2025 Tax and Interest Rev | GL | CYFBDS | \$3,068.02 | |
| TOTAL DEPOSITS AND CREDITS CLEARED: | | | | | \$3,068.02 | |

Central Yavapai Fire Bond Debt Service
BR Deposits and Credits Outstanding
For the Bank Statement ending:

| Date | Document | Description | Module | Company | Amount |
|------|----------|-------------|--------|---------|--------|
|------|----------|-------------|--------|---------|--------|

TOTAL DEPOSITS AND CREDITS OUTSTANDING:

Central Yavapai Fire Bond Debt Service
Bank Reconciliation Register

| Document Number | Date | BR Status | Void? | Description | Date Cleared | Amount |
|-----------------|------|-----------|-------|-------------|--------------|--------|
|-----------------|------|-----------|-------|-------------|--------------|--------|

MODULE: JOURNAL ENTRIES FROM GENERAL LEDGER

BANK CONTROL ID: CYFDA - CASH/BOND BUILDING FUND

| | | | | | | |
|-------------------|----------|--------|----|--------------------------------|----------|------------|
| Cash With Yav Cty | 07/31/25 | Marked | No | July 2025 Tax and Interest Rev | 08/11/25 | \$3,068.02 |
| Cash With Yav Cty | 07/31/25 | Marked | No | July 2025 Tax Roll Corrections | 08/11/25 | \$0.13 |
| Cash With Yav Cty | 07/31/25 | Marked | No | To Pay Agent Fees - July, 2024 | 08/11/25 | \$350.00 |

| | |
|---------------------|------------|
| SUB TOTAL FOR BANK: | \$3,418.15 |
|---------------------|------------|

| | |
|-------------------|------------|
| TOTAL FOR MODULE: | \$3,418.15 |
|-------------------|------------|

Central Yavapai Fire Bond Debt Service
BR Adjustments Report
For the Bank Statement ending:

| Date | Document | Description | GL Account | Offset Amt | Adj. Amt |
|------|----------|-------------|------------|------------|----------|
|------|----------|-------------|------------|------------|----------|

DOCUMENT:

ADJUSTMENT DOCUMENT " TOTAL:

TOTAL FOR ALL ADJUSTMENTS:

Central Yavapai Fire Bond Debt Service
Income Statement
(Original Budget to Actual Comparison)
For the period of 7/1/2025 Through 7/31/2025

| | Account | Actual | Current Period Budget | Variance | % | Actual | Year To Date Budget | Variance | % |
|---|---------|-------------------|--------------------------|-------------------|--------------|-----------------------|------------------------|-----------------------|--------------|
| <u>General & Administrative Expenses</u> | | | | | | | | | |
| Bond Debt Service Principal Payment | 600000 | \$0.00 | \$0.00 | \$0.00 | 0.0% | \$405,000.00 | \$0.00 | \$(405,000.00) | 0.0% |
| Bond Debt Service Interest Expense | 610000 | 0.13 | 0.00 | (0.13) | 0.0 | 52,026.11 | 0.00 | (52,026.11) | 0.0 |
| Professional Services | 640500 | 350.00 | 0.00 | (350.00) | 0.0 | 700.00 | 0.00 | (700.00) | 0.0 |
| Total General & Administrative Expenses | | \$350.13 | \$0.00 | \$(350.13) | 0.0 % | \$457,726.11 | \$0.00 | \$(457,726.11) | 0.0 % |
| Total Expenses | | \$350.13 | | \$(350.13) | | \$457,726.11 | | \$(457,726.11) | |
| Income (Loss) from Operations | | \$(350.13) | \$0.00 | \$(350.13) | 0.0% | \$(457,726.11) | \$0.00 | \$(457,726.11) | 0.0% |
| <u>Other Income (Expense)</u> | | | | | | | | | |
| Bond Debt Service Tax Revenue | 420000 | \$1,051.16 | \$0.00 | \$1,051.16 | 0.0% | \$468,017.78 | \$0.00 | \$468,017.78 | 0.0% |
| Bond Debt Service Interest Revenue | 430000 | 2,016.86 | 0.00 | 2,016.86 | 0.0 | 63,308.71 | 0.00 | 63,308.71 | 0.0 |
| Total Other Income (Expense) | | \$3,068.02 | \$0.00 | \$3,068.02 | 0.0 % | \$531,326.49 | \$0.00 | \$531,326.49 | 0.0 % |
| Net Income (Loss) | | \$2,717.89 | \$0.00 | \$2,717.89 | 0.0% | \$73,600.38 | \$0.00 | \$73,600.38 | 0.0% |

8/11/25
1:54:42 PM

Central Yavapai Fire Bond Debt Service
Balance Sheet
As of 7/31/2025

Assets

Current Assets

| | | |
|-----------------------------|--------------|--------------|
| Cash / Bond Debt Service | \$215,214.50 | |
| Property Tax Receivable | 23,702.03 | |
| Deferred Revenue - Prop Tax | (15,329.00) | |
| Total Current Assets | | \$223,587.53 |

Total Assets

\$223,587.53

Net Assets

| | | |
|----------------------------------|--------------|---------------------|
| Retained Earnings | \$149,987.15 | |
| Current Year Net Assets | 73,600.38 | |
| Total Net Assets | | 223,587.53 |
| Total Liabilities and Net Assets | | <u>\$223,587.53</u> |

Central Yavapai Fire Bond Debt Service
GL Account Ledger - Detail By Period
7/1/2025 through 7/31/2025

| Batch | Journal | Entry # | Date | Job | Document | Description | Debits | Credits | Balance |
|----------------------------------|---------|---------|----------|-----|-------------------|------------------------------------|------------|----------|--------------|
| 1100.00 | | | | | | CASH / BOND DEBT SERVICE | | | \$212,496.61 |
| 367 | R | 1214 | 07/31/25 | | Cash With Yav Cty | July 2025 Tax and Interest Revenue | 3,068.02 | - | 215,564.63 |
| 368 | A | 1219 | 07/31/25 | | Cash With Yav Cty | July 2025 Tax Roll Corrections | - | 0.13 | 215,564.50 |
| 369 | A | 1221 | 07/31/25 | | Cash With Yav Cty | To Pay Agent Fees - July, 2024 | - | 350.00 | 215,214.50 |
| CASH / BOND DEBT SERVICE TOTALS: | | | | | | | \$3,068.02 | \$350.13 | \$215,214.50 |
| TOTAL OF LEDGER: | | | | | | | \$3,068.02 | \$350.13 | \$215,214.50 |

Central Yavapai Fire Bond Debt Service
GL Trial Balance Worksheet
For The Period of 7/1/2025 through 7/31/2025

| Account | Description | Balances | | | | Adjustments |
|---------|--------------------------|--------------|------------|----------|--------------|-------------|
| | | Beginning | Debits | Credits | Ending | |
| 1100.00 | Cash / Bond Debt Service | \$212,496.61 | \$3,068.02 | \$350.13 | \$215,214.50 | |
| TOTALS: | | \$212,496.61 | \$3,068.02 | \$350.13 | \$215,214.50 | |

* Inactive accounts are marked and appear in grey.

Document Reference : 87c2eb60-bf1c-467a-8249-4b81ea194c2f

Document Title : July 2025 CYFD BDS Bank Reconciliation

Document Region : Northern Virginia

Sender Name : Katie Reeves

Sender Email : kreeves@cazfire.gov

Total Document Pages : 17

Secondary Security : Not Required

Participants

- 1. Katie Reeves (kreeves@cazfire.gov)
- 2. Cody Rose (crose@cazfire.gov)
- 3. John Feddema (jfeddema@cazfire.gov)

CC

- 1. sdixson@cazfire.gov
- 2. dkrizo@cazfire.gov
- 3. kmauldin@cazfire.gov

Document History

| Timestamp | Description |
|-------------------------------|--|
| 08/11/2025 01:57PM US/Arizona | Sender downloaded document. |
| 08/11/2025 01:59PM US/Arizona | Document sent by Katie Reeves (kreeves@cazfire.gov). |
| 08/11/2025 02:00PM US/Arizona | Email sent to Katie Reeves (kreeves@cazfire.gov). |
| 08/11/2025 03:26PM US/Arizona | Document viewed by Katie Reeves (kreeves@cazfire.gov). 24.117.179.98 Mozilla/5.0 (Windows NT 10.0; Win64; x64) AppleWebKit/537.36 (KHTML, like Gecko) Chrome/139.0.0.0 Safari/537.36 |
| 08/11/2025 03:26PM US/Arizona | Katie Reeves (kreeves@cazfire.gov) has agreed to terms of service and to do business electronically with Katie Reeves (kreeves@cazfire.gov). 24.117.179.98 Mozilla/5.0 (Windows NT 10.0; Win64; x64) AppleWebKit/537.36 (KHTML, like Gecko) Chrome/139.0.0.0 Safari/537.36 |
| 08/11/2025 03:26PM US/Arizona | Signed by Katie Reeves (kreeves@cazfire.gov). 24.117.179.98 Mozilla/5.0 (Windows NT 10.0; Win64; x64) AppleWebKit/537.36 (KHTML, like Gecko) Chrome/139.0.0.0 Safari/537.36 |
| 08/11/2025 03:26PM US/Arizona | Email sent to Cody Rose (crose@cazfire.gov). |
| 08/11/2025 07:32PM US/Arizona | Document viewed by Cody Rose (crose@cazfire.gov). 174.211.160.192 Mozilla/5.0 (Windows NT 10.0; Win64; x64) AppleWebKit/537.36 (KHTML, like |

Document History

| Timestamp | Description |
|-------------------------------|---|
| | Gecko) Chrome/139.0.0.0 Safari/537.36 |
| 08/11/2025 07:32PM US/Arizona | Cody Rose (crose@cazfire.gov) has agreed to terms of service and to do business electronically with Katie Reeves (kreeves@cazfire.gov). 174.211.160.192 Mozilla/5.0 (Windows NT 10.0; Win64; x64) AppleWebKit/537.36 (KHTML, like Gecko) Chrome/139.0.0.0 Safari/537.36 |
| 08/11/2025 07:32PM US/Arizona | Signed by Cody Rose (crose@cazfire.gov). 174.211.160.192 Mozilla/5.0 (Windows NT 10.0; Win64; x64) AppleWebKit/537.36 (KHTML, like Gecko) Chrome/139.0.0.0 Safari/537.36 |
| 08/11/2025 07:32PM US/Arizona | Email sent to John Feddema (jfeddema@cazfire.gov). |
| 08/12/2025 01:08PM US/Arizona | Document viewed by John Feddema (jfeddema@cazfire.gov). 24.117.179.98 Mozilla/5.0 (Windows NT 10.0; Win64; x64) AppleWebKit/537.36 (KHTML, like Gecko) Chrome/139.0.0.0 Safari/537.36 |
| 08/12/2025 01:09PM US/Arizona | John Feddema (jfeddema@cazfire.gov) has agreed to terms of service and to do business electronically with Katie Reeves (kreeves@cazfire.gov). 24.117.179.98 Mozilla/5.0 (Windows NT 10.0; Win64; x64) AppleWebKit/537.36 (KHTML, like Gecko) Chrome/139.0.0.0 Safari/537.36 |
| 08/12/2025 01:09PM US/Arizona | Signed by John Feddema (jfeddema@cazfire.gov). 24.117.179.98 Mozilla/5.0 (Windows NT 10.0; Win64; x64) AppleWebKit/537.36 (KHTML, like Gecko) Chrome/139.0.0.0 Safari/537.36 |
| 08/12/2025 01:09PM US/Arizona | Document copy sent to Cody Rose (crose@cazfire.gov). |
| 08/12/2025 01:09PM US/Arizona | Document copy sent to Katie Reeves (kreeves@cazfire.gov). |
| 08/12/2025 01:09PM US/Arizona | Document copy sent to Katie Reeves (kreeves@cazfire.gov). |
| 08/12/2025 01:09PM US/Arizona | Document copy sent to sdixson@cazfire.gov. |
| 08/12/2025 01:09PM US/Arizona | Document copy sent to dkrizo@cazfire.gov. |
| 08/12/2025 01:09PM US/Arizona | Document copy sent to kmauldin@cazfire.gov. |
| 08/12/2025 01:09PM US/Arizona | Document copy sent to John Feddema (jfeddema@cazfire.gov). |

CENTRAL YAVAPAI FIRE DISTRICT
BOND DEBT SERVICE BANK RECONCILIATION AUGUST 2025

Reconciliation:

| | | |
|-----------------------|----|------------|
| Beginninig Balance: | \$ | 215,214.50 |
| Tax Revenue: | \$ | 601.42 |
| Interest Revenue: | \$ | 948.24 |
| Tax Roll Corrections: | \$ | - |
| Paying Agent Fees: | \$ | - |
| Other: | \$ | - |

| | | |
|------------------------|-----------|-------------------|
| Ending Balance: | \$ | 216,764.16 |
|------------------------|-----------|-------------------|

| | | |
|-------------------------------------|-----------|----------|
| Difference Between Balances: | \$ | - |
|-------------------------------------|-----------|----------|

Bank Statement Balance:

| | | |
|-----------------------|----|------------|
| Balance Per Bank: | \$ | 216,764.16 |
| Outstanding Charges: | \$ | - |
| Outstanding Deposits: | \$ | - |

| | | |
|------------------------|-----------|-------------------|
| Ending Balance: | \$ | 216,764.16 |
|------------------------|-----------|-------------------|

Deposits Per Bank Statement:

| | | |
|--------------------------|----|--------|
| Real Estate Taxes: | \$ | 557.26 |
| Personal Property Taxes: | \$ | 44.16 |
| Interest Income: | \$ | 948.24 |
| Other: | \$ | - |
| Other: | \$ | - |
| Other: | \$ | - |

| | | |
|------------------------|-----------|-----------------|
| Ending Balance: | \$ | 1,549.66 |
|------------------------|-----------|-----------------|

Reconciliation Approved By:

John Feddema

John Feddema, Fire Chief

Reconciliation Reviewed By:

Cody Rose

Cody Rose, Assistant Chief of Administration

Reconciliation Prepared By:

Karen Mauldin

Karen Mauldin, Finance Manager

CENTRAL YAVAPAI FIRE DISTRICT
BOND DEBT FUND - AUGUST 2025

| | | |
|--------------------|----|--------|
| Real Estate Taxes: | \$ | 557.26 |
| UPP Taxes: | \$ | 44.16 |
| Interest Received: | \$ | 948.24 |
| Other: | \$ | - |

| | | |
|--------|----|----------|
| TOTAL: | \$ | 1,549.66 |
|--------|----|----------|



Yavapai County Treasurer

Monthly Statement

Date Range: 8/1/2025 to 8/31/2025

Central Yavapai Fire Dist BDS
Fund: 6060240000
8603 E Eastridge Rd Ste A
Prescott Valley, AZ 86314

| 6060240000 | | Central Yavapai Fire Dist BDS | | |
|----------------|------------|-------------------------------|-----------------------|------------|
| Begin Balance: | 215,214.50 | 212,496.61 | | |
| Income: | 1,549.66 | 4,617.68 | | |
| LOC Advance: | .00 | .00 | | |
| Expense: | .00 | (350.13) | LOC: | .00 |
| LOC Payments: | .00 | .00 | Warrants Outstanding: | .00 |
| Cash Balance: | 216,764.16 | 216,764.16 | End: | 216,764.16 |

Monthly Statement Summary

| Source Code | Description | MTD Amount | YTD Amount |
|--|-------------------------------------|--------------------|-----------------------|
| 6060240000 Central Yavapai Fire Dist BDS | | Beginning Balance: | 215,214.50 212,496.61 |
| 11100.2023 | 2023 Real Estate Taxes | .00 | (275.00) |
| 11100.2024 | 2024 Real Estate Taxes | 557.26 | 1,814.96 |
| 12100.2018 | 2018 Personal Property Taxes | 7.74 | 7.74 |
| 12100.2019 | 2019 Personal Property Taxes | 7.03 | 7.03 |
| 12100.2020 | 2020 Personal Property Taxes | 6.53 | 6.53 |
| 12100.2021 | 2021 Personal Property Taxes | 6.19 | 6.19 |
| 12100.2023 | 2023 Personal Property Taxes | .00 | 8.11 |
| 12100.2024 | 2024 Personal Property Taxes | 16.67 | 77.02 |
| 38109.0 | Interest on Investments St Treas | 524.35 | 1,843.79 |
| 38111.0 | Interest on Investments | 18.00 | 84.32 |
| 38113.0 | Interest on Investments-Wells Fargo | 405.89 | 1,036.99 |
| 90002.0 | Interest Pd on Tax Roll Corrections | .00 | (.13) |
| 92185.0 | Paying Agent Fees | .00 | (350.00) |
| | | Ending Balance: | 216,764.16 216,764.16 |

Monthly Statement Detail

| Date | Notes | Doc # | Amount | C/D |
|--|------------------|-------|-------------------------------|-----|
| 6060240000 Central Yavapai Fire Dist BDS | | | Beginning Balance: 215,214.50 | |
| 11100.2024 2024 Real Estate Taxes | | | Source Code Total: 557.26 | |
| 08/04 | Tax Distribution | 0 | 46.57 | C |
| 08/04 | Tax Distribution | 0 | 4.67 | C |
| 08/04 | Tax Distribution | 0 | .47 | C |
| 08/05 | Tax Distribution | 0 | .97 | C |
| 08/05 | Tax Distribution | 0 | 4.69 | C |
| 08/06 | Tax Distribution | 0 | 13.85 | C |
| 08/06 | Tax Distribution | 0 | .07 | C |
| 08/07 | Tax Distribution | 0 | 4.75 | C |
| 08/07 | Tax Distribution | 0 | 9.83 | C |



Yavapai County Treasurer

Monthly Statement

Date Range: 8/1/2025 to 8/31/2025

| | | | | |
|---|------------------|---|-------------------------|---|
| 08/07 | Tax Distribution | 0 | 48.00 | C |
| 08/08 | Tax Distribution | 0 | 12.12 | C |
| 08/08 | Tax Distribution | 0 | 17.61 | C |
| 08/11 | Tax Distribution | 0 | 4.53 | C |
| 08/11 | Tax Distribution | 0 | 10.52 | C |
| 08/12 | Tax Distribution | 0 | 8.10 | C |
| 08/12 | Tax Distribution | 0 | 42.86 | C |
| 08/12 | Tax Distribution | 0 | 4.73 | C |
| 08/13 | Tax Distribution | 0 | .43 | C |
| 08/13 | Tax Distribution | 0 | 73.07 | C |
| 08/14 | Tax Distribution | 0 | (9.41) | C |
| 08/14 | Tax Distribution | 0 | 11.61 | C |
| 08/15 | Tax Distribution | 0 | .04 | C |
| 08/15 | Tax Distribution | 0 | 16.06 | C |
| 08/18 | Tax Distribution | 0 | 15.63 | C |
| 08/18 | Tax Distribution | 0 | 8.26 | C |
| 08/18 | Tax Distribution | 0 | .27 | C |
| 08/19 | Tax Distribution | 0 | 1.31 | C |
| 08/19 | Tax Distribution | 0 | .01 | C |
| 08/19 | Tax Distribution | 0 | 4.37 | C |
| 08/19 | Tax Distribution | 0 | .26 | C |
| 08/20 | Tax Distribution | 0 | .65 | C |
| 08/21 | Tax Distribution | 0 | .01 | C |
| 08/21 | Tax Distribution | 0 | 42.65 | C |
| 08/21 | Tax Distribution | 0 | 4.31 | C |
| 08/21 | Tax Distribution | 0 | 9.80 | C |
| 08/22 | Tax Distribution | 0 | .27 | C |
| 08/25 | Tax Distribution | 0 | 19.04 | C |
| 08/25 | Tax Distribution | 0 | 29.18 | C |
| 08/26 | Tax Distribution | 0 | 11.55 | C |
| 08/26 | Tax Distribution | 0 | 1.65 | C |
| 08/27 | Tax Distribution | 0 | 3.08 | C |
| 08/28 | Tax Distribution | 0 | 2.98 | C |
| 08/28 | Tax Distribution | 0 | 55.62 | C |
| 08/28 | Tax Distribution | 0 | 4.99 | C |
| 08/28 | Tax Distribution | 0 | 2.72 | C |
| 08/28 | Tax Distribution | 0 | 11.95 | C |
| 08/29 | Tax Distribution | 0 | .56 | C |
| 12100.2018 2018 Personal Property Taxes | | | Source Code Total: 7.74 | |
| 08/08 | Tax Distribution | 0 | 7.74 | C |
| 12100.2019 2019 Personal Property Taxes | | | Source Code Total: 7.03 | |
| 08/08 | Tax Distribution | 0 | 7.03 | C |



Yavapai County Treasurer

Monthly Statement

Date Range: 8/1/2025 to 8/31/2025

| | | | |
|---|---|--------|-----------------------------------|
| 12100.2020 2020 Personal Property Taxes | | | Source Code Total: 6.53 |
| 08/08 Tax Distribution | 0 | 6.53 | C |
| 12100.2021 2021 Personal Property Taxes | | | Source Code Total: 6.19 |
| 08/08 Tax Distribution | 0 | 6.19 | C |
| 12100.2024 2024 Personal Property Taxes | | | Source Code Total: 16.67 |
| 08/04 Tax Distribution | 0 | .95 | C |
| 08/06 Tax Distribution | 0 | .56 | C |
| 08/07 Tax Distribution | 0 | .14 | C |
| 08/11 Tax Distribution | 0 | .30 | C |
| 08/11 Tax Distribution | 0 | 6.73 | C |
| 08/18 Tax Distribution | 0 | .29 | C |
| 08/19 Tax Distribution | 0 | .16 | C |
| 08/21 Tax Distribution | 0 | .04 | C |
| 08/25 Tax Distribution | 0 | 4.38 | C |
| 08/28 Tax Distribution | 0 | 3.12 | C |
| 38109.0 Interest on Investments St Treas | | | Source Code Total: 524.35 |
| 08/07 Investment Interest | 0 | 524.35 | C |
| 38111.0 Interest on Investments | | | Source Code Total: 18.00 |
| 08/04 Investment Interest | 0 | 18.00 | C |
| 38113.0 Interest on Investments-Wells Fargo | | | Source Code Total: 405.89 |
| 08/07 Investment Interest | 0 | 405.89 | C |
| 6060240000 Central Yavapai Fire Dist BDS | | | Ending Balance: 216,764.16 |

Central Yavapai Fire Bond Debt Service
Bank Reconciliation Summary
For the Bank Statement ending: 8/31/2025

| BANK CONTROL ID: CYFDA - CASH/BOND BUILDING FUND | | DESC: CASH/BOND BUILDING FUND | ACCOUNT NO: 1100 |
|--|----------|-------------------------------|---------------------|
| Beginning Balance: | 08/01/25 | | \$215,214.50 |
| Deposits and Credits: | | | \$1,549.66 |
| Checks and Charges: | | | \$0.00 |
| Adjustments: | | | \$0.00 |
| Ending Balance Per Reconciliation: | | | \$216,764.16 |
| Ending Balance Per Bank Statement: | 08/31/25 | | \$216,764.16 |
| * Outstanding Deposits and Credits: | 08/31/25 | | \$0.00 |
| * Outstanding Checks and Charges: | 08/31/25 | | \$0.00 |
| Ending Book Balance: | 08/31/25 | | \$216,764.16 |

* Outstanding amounts are all outstanding credits and charges dated prior or equal to the Reconciliation date.

Central Yavapai Fire Bond Debt Service
BR Checks and Charges Cleared
For the Bank Statement ending:

| Date | Document | Description | Module | Company | Amount |
|------|----------|-------------|--------|---------|--------|
|------|----------|-------------|--------|---------|--------|

TOTAL CHECKS AND CHARGES CLEARED:

Central Yavapai Fire Bond Debt Service
BR Checks and Charges Outstanding
For the Bank Statement ending:

| <u>Date</u> | <u>Document</u> | <u>Description</u> | <u>Module</u> | <u>Company</u> | <u>Amount</u> |
|-------------|-----------------|--------------------|---------------|----------------|---------------|
|-------------|-----------------|--------------------|---------------|----------------|---------------|

TOTAL CHECKS AND CHARGES OUTSTANDING:

Central Yavapai Fire Bond Debt Service
BR Deposits and Credits Cleared
For the Bank Statement ending: 8/31/25

| CYFDA | | Cash/Bond Building Fund | Cash/Bond Building Fund | 1100 | |
|-------------------------------------|-------------------|--------------------------------|-------------------------|---------|------------|
| Date | Document | Description | Module | Company | Amount |
| 08/31/25 | Cash With Yav Cty | Tax and Interest Revenue Augus | GL | CYFBDS | \$1,549.66 |
| TOTAL DEPOSITS AND CREDITS CLEARED: | | | | | \$1,549.66 |

Central Yavapai Fire Bond Debt Service
BR Deposits and Credits Outstanding
For the Bank Statement ending:

| Date | Document | Description | Module | Company | Amount |
|------|----------|-------------|--------|---------|--------|
|------|----------|-------------|--------|---------|--------|

TOTAL DEPOSITS AND CREDITS OUTSTANDING:

Central Yavapai Fire Bond Debt Service
Bank Reconciliation Register

| Document Number | Date | BR Status | Void? | Description | Date Cleared | Amount |
|--|----------|-----------|-------|---------------------------------|--------------|------------|
| MODULE: JOURNAL ENTRIES FROM GENERAL LEDGER | | | | | | |
| BANK CONTROL ID: CYFDA - CASH/BOND BUILDING FUND | | | | | | |
| Cash With Yav Cty | 08/31/25 | Marked | No | Tax and Interest Revenue August | 09/09/25 | \$1,549.66 |
| SUB TOTAL FOR BANK: | | | | | | \$1,549.66 |
| TOTAL FOR MODULE: | | | | | | \$1,549.66 |

Central Yavapai Fire Bond Debt Service

BR Adjustments Report
For the Bank Statement ending:

| Date | Document | Description | GL Account | Offset Amt | Adj. Amt |
|------|----------|-------------|------------|------------|----------|
|------|----------|-------------|------------|------------|----------|

DOCUMENT:

ADJUSTMENT DOCUMENT " TOTAL:

TOTAL FOR ALL ADJUSTMENTS:

Central Yavapai Fire Bond Debt Service
Income Statement
(Original Budget to Actual Comparison)
For the period of 8/1/2025 Through 8/31/2025

| | Account | Actual | Current Period Budget | Variance | % | Actual | Year To Date Budget | Variance | % |
|---|---------|-------------------|--------------------------|-------------------|--------------|-----------------------|------------------------|-----------------------|--------------|
| <u>General & Administrative Expenses</u> | | | | | | | | | |
| Bond Debt Service Principal Payment | 600000 | \$0.00 | \$0.00 | \$0.00 | 0.0% | \$405,000.00 | \$0.00 | \$(405,000.00) | 0.0% |
| Bond Debt Service Interest Expense | 610000 | 0.00 | 0.00 | 0.00 | 0.0 | 52,026.11 | 0.00 | (52,026.11) | 0.0 |
| Professional Services | 640500 | 0.00 | 0.00 | 0.00 | 0.0 | 700.00 | 0.00 | (700.00) | 0.0 |
| Total General & Administrative Expenses | | \$0.00 | \$0.00 | \$0.00 | 0.0 % | \$457,726.11 | \$0.00 | \$(457,726.11) | 0.0 % |
| Total Expenses | | | | | | \$457,726.11 | | \$(457,726.11) | |
| Income (Loss) from Operations | | \$0.00 | \$0.00 | \$0.00 | 0.0% | \$(457,726.11) | \$0.00 | \$(457,726.11) | 0.0% |
| <u>Other Income (Expense)</u> | | | | | | | | | |
| Bond Debt Service Tax Revenue | 420000 | \$601.42 | \$0.00 | \$601.42 | 0.0% | \$468,619.20 | \$0.00 | \$468,619.20 | 0.0% |
| Bond Debt Service Interest Revenue | 430000 | 948.24 | 0.00 | 948.24 | 0.0 | 64,256.95 | 0.00 | 64,256.95 | 0.0 |
| Total Other Income (Expense) | | \$1,549.66 | \$0.00 | \$1,549.66 | 0.0 % | \$532,876.15 | \$0.00 | \$532,876.15 | 0.0 % |
| Net Income (Loss) | | \$1,549.66 | \$0.00 | \$1,549.66 | 0.0% | \$75,150.04 | \$0.00 | \$75,150.04 | 0.0% |

Central Yavapai Fire Bond Debt Service
Balance Sheet
As of 8/31/2025

| Assets | | |
|---|--------------|---------------------|
| <u>Current Assets</u> | | |
| Cash / Bond Debt Service | \$216,764.16 | |
| Property Tax Receivable | 23,702.03 | |
| Deferred Revenue - Prop Tax | (15,329.00) | |
| Total Current Assets | | \$225,137.19 |
| Total Assets | | \$225,137.19 |
| <u>Net Assets</u> | | |
| Retained Earnings | \$149,987.15 | |
| Current Year Net Assets | 75,150.04 | |
| Total Net Assets | | 225,137.19 |
| Total Liabilities and Net Assets | | \$225,137.19 |

Central Yavapai Fire Bond Debt Service
GL Account Ledger - Detail By Period
8/1/2025 through 8/31/2025

| Batch | Journal | Entry # | Date | Job | Document | Description | Debits | Credits | Balance |
|----------------------------------|---------|---------|--------------------------|-----|-------------------|--------------------------------------|------------|---------|--------------|
| 1100.00 | | | CASH / BOND DEBT SERVICE | | | | | | \$215,214.50 |
| 370 | R | 1222 | 08/31/25 | | Cash With Yav Cty | Tax and Interest Revenue August 2025 | 1,549.66 | - | 216,764.16 |
| CASH / BOND DEBT SERVICE TOTALS: | | | | | | | \$1,549.66 | \$0.00 | \$216,764.16 |
| TOTAL OF LEDGER: | | | | | | | \$1,549.66 | \$0.00 | \$216,764.16 |

Central Yavapai Fire Bond Debt Service
GL Trial Balance Worksheet
For The Period of 8/1/2025 through 8/31/2025

| Account | Description | Balances | | | | Adjustments |
|---------|--------------------------|---------------------|-------------------|---------------|---------------------|-------------|
| | | Beginning | Debits | Credits | Ending | |
| 1100.00 | Cash / Bond Debt Service | \$215,214.50 | \$1,549.66 | \$0.00 | \$216,764.16 | |
| TOTALS: | | <u>\$215,214.50</u> | <u>\$1,549.66</u> | <u>\$0.00</u> | <u>\$216,764.16</u> | |

* Inactive accounts are marked and appear in grey.

Document Reference : 78c70210-493f-4efc-95ce-fd935035ebc9

Document Title : AUGUST 2025 CYFD BDS BANK RECONCILIATION

Document Region : Northern Virginia

Sender Name : Karen Mauldin

Sender Email : kmauldin@cazfire.gov

Total Document Pages : 16

Secondary Security : Not Required

Participants

- 1. Karen Mauldin (kmauldin@cazfire.gov)
- 2. Cody Rose (crose@cazfire.gov)
- 3. John Feddema (jfeddema@cazfire.gov)

CC

- 1. sdixson@cazfire.gov
- 2. dkrizo@cazfire.gov

Document History

| Timestamp | Description |
|-------------------------------|--|
| 09/09/2025 06:22PM US/Eastern | Sender downloaded document. |
| 09/09/2025 06:25PM US/Eastern | Document sent by Karen Mauldin (kmauldin@cazfire.gov). |
| 09/09/2025 06:25PM US/Eastern | Email sent to Karen Mauldin (kmauldin@cazfire.gov). |
| 09/09/2025 06:31PM US/Eastern | Document viewed by Karen Mauldin (kmauldin@cazfire.gov). 24.117.179.98 Mozilla/5.0 (Windows NT 10.0; Win64; x64) AppleWebKit/537.36 (KHTML, like Gecko) Chrome/132.0.0.0 Safari/537.36 |
| 09/09/2025 06:31PM US/Eastern | Karen Mauldin (kmauldin@cazfire.gov) has agreed to terms of service and to do business electronically with Karen Mauldin (kmauldin@cazfire.gov). 24.117.179.98 Mozilla/5.0 (Windows NT 10.0; Win64; x64) AppleWebKit/537.36 (KHTML, like Gecko) Chrome/132.0.0.0 Safari/537.36 |
| 09/09/2025 06:31PM US/Eastern | Signed by Karen Mauldin (kmauldin@cazfire.gov). 24.117.179.98 Mozilla/5.0 (Windows NT 10.0; Win64; x64) AppleWebKit/537.36 (KHTML, like Gecko) Chrome/132.0.0.0 Safari/537.36 |
| 09/09/2025 06:31PM US/Eastern | Email sent to Cody Rose (crose@cazfire.gov). |
| 09/10/2025 09:21AM US/Eastern | Document viewed by Cody Rose (crose@cazfire.gov). 24.117.179.98 Mozilla/5.0 (Windows NT 10.0; Win64; x64) AppleWebKit/537.36 (KHTML, like Gecko) Chrome/140.0.0.0 Safari/537.36 |

Document History

| Timestamp | Description |
|-------------------------------|---|
| 09/10/2025 09:21AM US/Eastern | Cody Rose (crose@cazfire.gov) has agreed to terms of service and to do business electronically with Karen Mauldin (kmauldin@cazfire.gov). 24.117.179.98 Mozilla/5.0 (Windows NT 10.0; Win64; x64) AppleWebKit/537.36 (KHTML, like Gecko) Chrome/140.0.0.0 Safari/537.36 |
| 09/10/2025 09:21AM US/Eastern | Signed by Cody Rose (crose@cazfire.gov). 24.117.179.98 Mozilla/5.0 (Windows NT 10.0; Win64; x64) AppleWebKit/537.36 (KHTML, like Gecko) Chrome/140.0.0.0 Safari/537.36 |
| 09/10/2025 09:22AM US/Eastern | Email sent to John Feddema (jfeddema@cazfire.gov). |
| 09/10/2025 10:53AM US/Eastern | Document viewed by John Feddema (jfeddema@cazfire.gov). 24.117.179.98 Mozilla/5.0 (Windows NT 10.0; Win64; x64) AppleWebKit/537.36 (KHTML, like Gecko) Chrome/140.0.0.0 Safari/537.36 |
| 09/10/2025 10:54AM US/Eastern | John Feddema (jfeddema@cazfire.gov) has agreed to terms of service and to do business electronically with Karen Mauldin (kmauldin@cazfire.gov). 24.117.179.98 Mozilla/5.0 (Windows NT 10.0; Win64; x64) AppleWebKit/537.36 (KHTML, like Gecko) Chrome/140.0.0.0 Safari/537.36 |
| 09/10/2025 10:54AM US/Eastern | Signed by John Feddema (jfeddema@cazfire.gov). 24.117.179.98 Mozilla/5.0 (Windows NT 10.0; Win64; x64) AppleWebKit/537.36 (KHTML, like Gecko) Chrome/140.0.0.0 Safari/537.36 |
| 09/10/2025 10:54AM US/Eastern | Document copy sent to John Feddema (jfeddema@cazfire.gov). |
| 09/10/2025 10:54AM US/Eastern | Document copy sent to Cody Rose (crose@cazfire.gov). |
| 09/10/2025 10:54AM US/Eastern | Document copy sent to Karen Mauldin (kmauldin@cazfire.gov). |
| 09/10/2025 10:54AM US/Eastern | Document copy sent to sdixson@cazfire.gov. |
| 09/10/2025 10:54AM US/Eastern | Document copy sent to Karen Mauldin (kmauldin@cazfire.gov). |
| 09/10/2025 10:54AM US/Eastern | Document copy sent to dkrizo@cazfire.gov. |

Recorded at the request of:
CENTRAL YAVAPAI FIRE DISTRICT

When recorded, mail to:
Central Yavapai Fire District
8603 E. Eastridge Drive
Prescott Valley, AZ 86314

CAPTION OF DOCUMENT: RESOLUTION NO. 2025-07

ANNEXATION -
TOUHEY BROCKMAN PROPERTY
PARCEL 401-01-119H

CENTRAL YAVAPAI FIRE DISTRICT

Resolution No. 2025-07

Annexation – Touhey Brockman- Parcel 401-01-119H – 11345 R Harley Dr

A FORMAL RESOLUTION OF THE ELECTED BOARD OF THE CENTRAL YAVAPAI FIRE DISTRICT ORDERING A CHANGE OF THE FIRE DISTRICT BOUNDARIES TO INCLUDE THAT PROPERTY DESCRIBED IN EXHIBIT “A” AS ATTACHED HERETO;

WHEREAS, Central Yavapai Fire District Board of Directors has been presented with a valid request for annexation of the area of the property described in Exhibit "A" as attached hereto, requesting that said property be annexed into the jurisdictional boundaries of the District; and

WHEREAS, the subject property is located within Yavapai County and is contiguous to the boundaries of Central Yavapai Fire District as shown on the map attached hereto as Exhibit “B”; and

WHEREAS, all other pertinent requirements of A.R.S. § 48-262 have been addressed and met according to law; and

WHEREAS, the Central Yavapai Fire District Board has determined that the inclusion of the subject property within the boundaries of the Central Yavapai Fire District will benefit the Central Yavapai Fire District and the property owner.

NOW THEREFORE, BE IT RESOLVED that the Central Yavapai Fire District Board of Directors does hereby find that the proposed annexation satisfies the requirements of A.R.S. § 48-262(I), and does hereby order the change to its boundaries to include the area described above, as more specifically set forth in the attached legal description (Exhibit “A”) and map (Exhibit “B”).

APPROVED AND ADOPTED this 22 day of September, 2025.

Fire Board Chairperson
Central Yavapai Fire District

Fire Board Clerk
Central Yavapai Fire District

EXHIBIT A

All that portion of Lot 13, COYOTE CREST, according to the Record of Survey, recorded in Book 57 of Land Surveys, Pages 62 and 63, first amended in Book 58 of Land Surveys, Pages 63 and 64, second amended in Book 62 of Land Surveys, Pages 82 and 83, third amended in Book 64 of Land Surveys, Pages 47 and 48 and fourth amended in Book 74 of Land Surveys, Pages 71 and 72, records of Yavapai County, Arizona located within Section 21, Township 15 North, Range 1 East of the Gila and Salt River Base and Meridian, Yavapai County, Arizona, described as follows:

Beginning at the Northwest corner of said Lot 13, marked with a one-half inch rebar RLS 13011;

Thence North 62 Degrees, 03 Minutes, 46 Seconds East, 1299.32 feet along the Northerly line of Lot 13 to a point;

Thence North 40 Degrees, 05 Minutes, 38 Seconds East, 381.54 feet along the Northerly line of Lot 13 to the True Point of Beginning;

Thence North 40 Degrees, 05 Minutes, 38 Seconds East, 555.89 feet along the Northerly line of Lot 13 to the Northeast corner thereof;

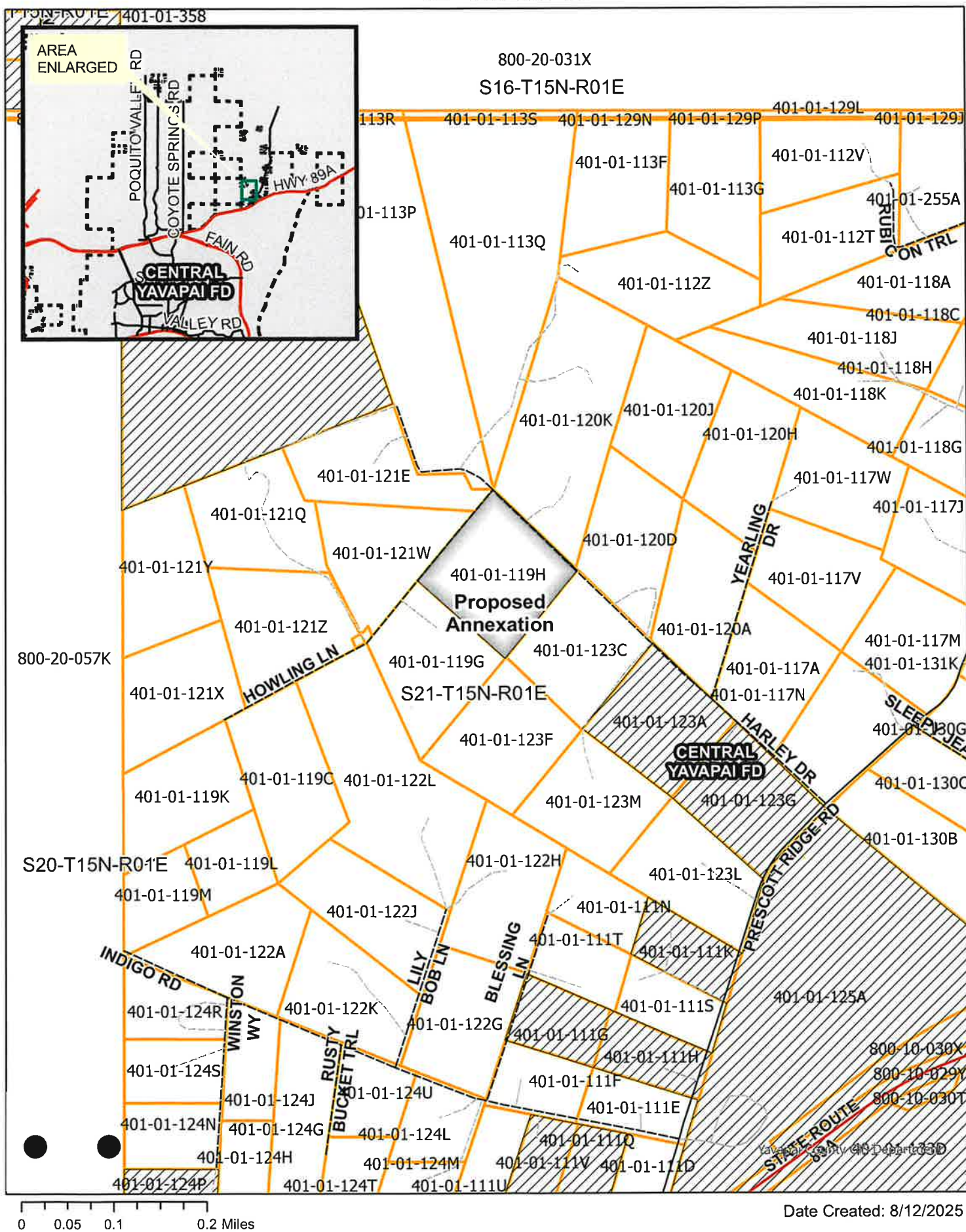
Thence South 45 Degrees, 58 Minutes, 11 Seconds East, 549.65 feet to the Southeasterly corner of Lot 13;

Thence South 40 Degrees, 05 Minutes, 38 Seconds West, 556.06 feet along the Southerly line of Lot 13 to a point;

Thence North 45 Degrees, 57 Minutes, 07 Seconds West, 549.66 feet to the True Point of Beginning.

Except all coal, oil, gas and other minerals as reserved from said land.

EXHIBIT B





Central Yavapai Fire District Single Parcel Annexation Request Form

Please return completed form along with the legal description to begin the process. A 'clean' legal description is necessary to annex, meaning re-typed and void of a title, headers, footers, page numbers, watermarks, handwriting, or other excess information. Refer to included checklist for further guidance.

Please mail this form and the legal description to:

Central Yavapai Fire District
Governing Board
8603 E. Eastridge Drive
Prescott Valley, Arizona 86314

Date: 07/15/2025

Dear Board Chairman,

As per A.R.S. § 48-262(H), I would like to request my property be annexed into the boundaries of the Central Yavapai Fire District.

My property is adjacent to your current boundaries and is more specifically described as:

Parcel #: 401-01-119H Section/Township/Range: See Attached

Physical Address: 11345 E Harley Drive, Prescott Valley, AZ 86315-9819


Owner's Name: Donald Patrick Touhey and Tammy Jean Brockman


Mailing Address: 11345 E Harley Drive

Prescott Valley, AZ 86315-9819

Number of people living in this home: 3

I appreciate your consideration on this matter and look forward to hearing from you.

Signature of Owner: 

Signature of Co-Owner: 

Recorded at the request of:
CENTRAL YAVAPAI FIRE DISTRICT

When recorded, mail to:
Central Yavapai Fire District
8603 E. Eastridge Drive
Prescott Valley, AZ 86314

CAPTION OF DOCUMENT: RESOLUTION NO. 2025-08

ANNEXATION -
OWENSBY PROPERTY
PARCEL 401-01-084A

CENTRAL YAVAPAI FIRE DISTRICT

Resolution No. 2025-08

Annexation – Owensby - Parcel 401-01-084A – 10730 N Knolls Ct, Prescott Valley

A FORMAL RESOLUTION OF THE ELECTED BOARD OF THE CENTRAL YAVAPAI FIRE DISTRICT ORDERING A CHANGE OF THE FIRE DISTRICT BOUNDARIES TO INCLUDE THAT PROPERTY DESCRIBED IN EXHIBIT “A” AS ATTACHED HERETO;

WHEREAS, Central Yavapai Fire District Board of Directors has been presented with a valid request for annexation of the area of the property described in Exhibit "A" as attached hereto, requesting that said property be annexed into the jurisdictional boundaries of the District; and

WHEREAS, the subject property is located within Yavapai County and is contiguous to the boundaries of Central Yavapai Fire District as shown on the map attached hereto as Exhibit “B”; and

WHEREAS, all other pertinent requirements of A.R.S. § 48-262 have been addressed and met according to law; and

WHEREAS, the Central Yavapai Fire District Board has determined that the inclusion of the subject property within the boundaries of the Central Yavapai Fire District will benefit the Central Yavapai Fire District and the property owner.

NOW THEREFORE, BE IT RESOLVED that the Central Yavapai Fire District Board of Directors does hereby find that the proposed annexation satisfies the requirements of A.R.S. § 48-262(I), and does hereby order the change to its boundaries to include the area described above, as more specifically set forth in the attached legal description (Exhibit “A”) and map (Exhibit “B”).

APPROVED AND ADOPTED this 22 day of September, 2025.

Fire Board Chairperson
Central Yavapai Fire District

Fire Board Clerk
Central Yavapai Fire District

Exhibit A

All that portion of Parcel 30 of Record of Survey, PRESCOTT RIDGE, PHASE FOUR, as recorded in Book 25 of Land Surveys, pages 84-85, Records of Yavapai County, Arizona, described as follows:

BEGINNING at the Northwest corner of said Parcel 30;

Thence North $62^{\circ}17'19''$ East along the North line of said Parcel 30, 1063.96 feet (record 1064,03 feet) to the Northeasterly corner of said Parcel 30;

Thence South $64^{\circ}04'04''$ East along the Northeasterly line of said Parcel 30, 372.39 feet (record 372.31 feet) to an angle point in said Northeasterly line;

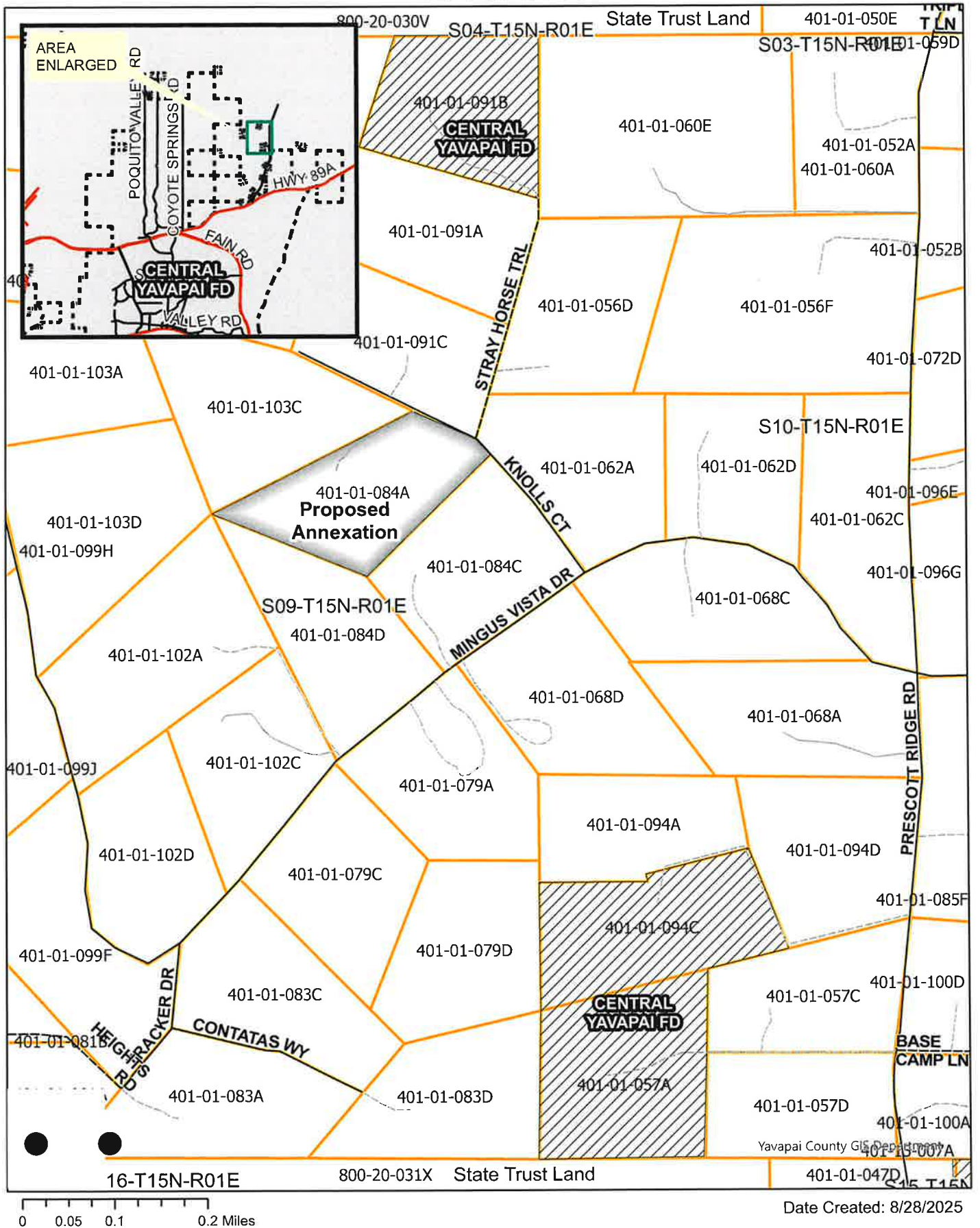
Thence South $42^{\circ}03'54''$ East along said Northeasterly line, 110.53 feet;

Thence South $47^{\circ}56'06''$ West, 829.78 feet;

Thence North $67^{\circ}23'16''$ West, 796.05 feet to the POINT OF BEGINNING.

EXCEPT all oil, gas, coal and minerals as reserved in instrument recorded in Book 115 of Official Records, page 577.

EXHIBIT B





Central Yavapai Fire District Single Parcel Annexation Request Form

Please return completed form along with the legal description to begin the process. A 'clean' legal description is necessary to annex, meaning re-typed and void of a title, headers, footers, page numbers, watermarks, handwriting, or other excess information. Refer to included checklist for further guidance.

Please mail this form and the legal description to:

Central Yavapai Fire District
Governing Board
8603 E. Eastridge Drive
Prescott Valley, Arizona 86314

Date: 7-30-2025

Dear Board Chairman,

As per A.R.S. § 48-262(H), I would like to request my property be annexed into the boundaries of the Central Yavapai Fire District.

My property is adjacent to your current boundaries and is more specifically described as:


Parcel #: 401-01-084A Section/Township/Range: S09-T15N-R01E
Physical Address: 10730 N. KNOLLS CT. PRESCOTT VALLEY, AZ
86315

Owner's Name: JOSEPH Z. OWENSBY

Mailing Address: SAME

Number of people living in this home: 2

I appreciate your consideration on this matter and look forward to hearing from you.

Signature of Owner: 

Signature of Co-Owner: NA